

2022 OAKLAND ATHLETICS MEDIA GUIDE



OAKLAND A's MANAGER

▶ **MARK KOTSAY** ◀



Larry Davis begins his 50th season in the A's organization, which includes time as an athletic trainer in the major and minor leagues. He currently serves as senior coordinator of medical services.

FRONT OFFICE

TABLE OF CONTENTS

FRONT OFFICE

Table of Contents	2
Staff Directory	4
Front Office Profiles	9
Baseball Operations	15
Sports Medicine Staff	22
Medical Consultants	24
Clubhouse and Staff	24
Business Operations	26
Front Office Staff	29

2022 ATHLETICS

Manager and Coaches	36
The Players	45
Roster	322

2021 SEASON IN REVIEW

Season in Review	326
Batting and Pitching Statistics	332
Fielding Statistics	333
Day-By-Day Results	334
Wild Card Day-By-Day	338
Miscellaneous Stats	338
Club Statistics	339
Highs and Lows	339
Batting with RISP	341
Batting with the Bases Loaded	342
Designated Hitting Statistics	342
Pinch Hitting Statistics	343
Player Transactions	343
Final Spring Training Statistics	346
Spring Training Results	348

RECORDS

Athletics Year-By-Year	350
Athletics vs. the American League	352
Athletics vs. the National League	354
Athletics in Divisional Play	354
Oakland A's Month-by-Month	355
Athletics Franchise Records	356
Oakland Athletics Records	362
Franchise Career Batting Leaders	368
Oakland Career Batting Leaders	369
Franchise Career Pitching Leaders	370
Oakland Career Pitching Leaders	371
Franchise Season Batting Leaders	372
Oakland Season Batting Leaders	373
Franchise Season Pitching Leaders	374
Oakland Season Pitching Leaders	375
Athletics Year-By-Year Batting	376
Athletics Year-By-Year Pitching	378
Athletics Year-By-Year Fielding	380
Athletics Year-By-Year Batting Leaders	382
Athletics Year-By-Year Pitching Leaders	388
Athletics Home Run History	394
Athletics Streaks	399
Oakland Athletics Streaks	400
Athletics Low-Hit Games	401

Oakland Athletics Steals of Home	402
Athletics Career Games Played Leaders	403
Athletics Triple Plays	404
Oakland Athletics Homestands and Road Trips	405
Longest Games in Oakland History	405
Game Times	406
Oakland Athletics Doubleheaders	406
Athletics at the All-Star Break	407
High Scoring Games in Oakland History	408
Biggest Comebacks and Blown Leads	408
The Last Time It Happened	409

HISTORY

Athletics History	412
Notable Performances & Award Winners	413
Athletics Hall of Fame	417
Athletics in the National Baseball Hall of Fame	422
Athletics All-Star Game Selections	423
Oakland Athletics in Season Openers	424
Oakland A's Opening Day Lineups	425
The Championship Years	427
All-Time Postseason Results	433
Postseason Team Totals	437
Wild Card Series Records	439
Division Series Records	441
League Championship Series Records	443
World Series Records	445
Postseason Records	447
Postseason Career Leaders	449
Postseason Single Game Bests	450
Postseason Series Year-By-Year Recap	451
Athletics All-Time Roster	489
Oakland A's Coaches	497
Most Recent Trades With Each Team	497
Oakland A's & San Francisco Giants	498

OPPONENTS

Baltimore Orioles	500
Boston Red Sox	501
Chicago White Sox	502
Cleveland Guardians	503
Detroit Tigers	504
Houston Astros	505
Kansas City Royals	506
Los Angeles Angels	507
Minnesota Twins	508
New York Yankees	509
Seattle Mariners	510
Tampa Bay Rays	511
Texas Rangers	512
Toronto Blue Jays	513
Atlanta Braves	514
Miami Marlins	514
New York Mets	515
Philadelphia Phillies	515
San Francisco Giants	516
Washington Nationals	517

PLAYER DEVELOPMENT

Athletics Minor League Affiliates	520
Oakland A's Affiliates By Year	521
Athletics Scouting Assignments.....	522
Minor League Field Staff.....	522
Las Vegas Aviators Staff.....	528
Midland RockHounds Staff.....	531
Lansing Lugnuts Staff.....	532
Stockton Ports Staff	534
Arizona A's Staff.....	536
Minor League Schedules.....	538
Minor League Statistics	539
Organizational Leaders	546
Organizational Standings	547
2021 Draft Picks.....	548
Organizational Players	549

MISCELLANEOUS

Oakland Coliseum	586
Coliseum Attendance Records	587
Coliseum Rainouts & Shortened Games	589
Media Information and Policies.....	590
Athletics On The Air.....	592
Athletics Broadcast History	595
Past Spring Training Records.....	597
Spring Training Information	598
Spring Training Schedule.....	598
Oakland A's In The Community.....	599
In Memory.....	600

INDEX TO SELECTED FILLERS

20-Game Winners, Oakland A's	361	Lasts by A's Pitchers.....	374
20-Game Winning Streak, Oakland A's	436	Living Philadelphia Athletics	130
All-Star Game Selections, A's Most	432	Managers, Athletics	37
All-Stars, Athletics Youngest and Oldest	431	Milestones Within Reach.....	177
At a glance, A's.....	331	Minor League All-Stars.....	547
Built, How the A's Were.....	310	Minor League Players and Pitchers of the Week	544
Clinching Dates	135	Monte Moore Award, The	422
Coaching Assignments, Oakland A's Recent.....	43	Monthly Bests, Athletics Franchise.....	345
Coliseum Firsts.....	108	No Hit, Consecutive Games Without Being.....	164
Coliseum Quick Facts.....	586	Non-Roster Invitees, Recent to play for Oakland.....	127
Comeback, Athletics Biggest	404	Opening Day, Oakland A's Most Consecutive Starts	426
Consecutive Games Played, Oakland A's	403	Opening Day, Oakland A's Most Starts	426
Contract Status, Oakland A's.....	61	Opening Day, Oakland A's Most Starts by Position.....	426
Cycle, Athletics who have hit for the	385	Opening Day, Oakland A's Oldest Starters	342
Designated Hitter Rule.....	370	Opening Day, Oakland A's Youngest Starters	342
Directory, MLB	511	Player and Pitcher of the Year, A's Organizational	530
Doubleheaders, Oakland A's Day/Night	407	Player of the Week, A's Recent.....	414
Ejections, Oakland A's Recent	77	Players Who Have Pitched, Oakland A's.....	92
Elephant, The A's.....	8	Postseason Bests	413
First Round Draft Picks, A's	548	Presidents, Oakland A's	9
Five-hit games, Oakland A's	256	Radio Network, Oakland A's.....	594
Franchise Facts	205	Relief Pitcher Effectiveness.....	346
General Managers, Oakland A's.....	11	Ron Bergman Award, The	422
Ground Rules, Coliseum.....	589	Rookie Rule.....	155
Hits in a Game, Oakland A's 20 or More	393	Runs, 10 or more in an inning.....	365
Hits, Oakland A's Milestone	363	Save Rule.....	371
Homerless Streaks, Longest by Oakland Pitchers	375	Scoreless Streaks, Longest by Oakland Pitchers	375
Home Run Derby Participants, Athletics	107	Starts in the Batting Order.....	348
Home Runs, Athletics Milestone	391	Strikeouts, Athletics Milestone.....	394
Injured List, A's.....	329	Suspended Games, Oakland A's.....	187



OAKLAND ATHLETICS

Stadium/Mailing Address:
Oakland Alameda County Coliseum
7000 Coliseum Way
Oakland, CA 94621

Business Office:
55 Harrison Street, 3rd Floor
Oakland, CA 94607

510-638-4900
athletics.com

STAFF DIRECTORY

EXECUTIVES

Owner/Managing Partner	John Fisher
President	David Kaval
Executive Vice President of Baseball Operations	Billy Beane
Chairman Emeritus	Lew Wolff
Board Member	Bill Gurtin
Board Member	Keith Wolff
Board Member	Sandy Dean

Office of the President

Special Assistant to the President	Rickey Henderson
Special Assistant to the President	Rollie Fingers
Chief of Staff	Miguel Duarte
Vice President, Government Affairs	Taj Tashombe
Director, Special Projects	Dash Davidson
Senior Coordinator, Operations	Colette Lucas-Conwell
Executive Assistant and Board Liaison	Curtis Wiggington
Director, Alumni and Family Relations	Detra Paige
Senior Coordinator, Alumni and Family Relations	Melissa Guzman
Director, Project Finance	Ross Bowen

Real Estate

Senior Director, Land Development	Sam Worden
Director, Real Estate	Anyé Spivey
Senior Manager, Project Development	Noah Rosen
Senior Real Estate Analyst	Leo Yang
Project Coordinator	Grace Howard

BASEBALL OPERATIONS

General Manager	David Forst
Assistant General Manager, Major League & International Operations	Dan Feinstein
Assistant General Manager/Director of Player Personnel	Billy Owens
Assistant General Manager, Baseball Development and Technology	Rob Naberhaus
Special Assistant to General Manager	Grady Fuson
Special Assistant to General Manager	Chris Pittaro
Director of Minor League Operations	Manny Colón
Special Assistant to Baseball Operations	Scott Hatteberg
Director of Baseball Administration	Pamela Pitts
Director of Team Travel	Mickey Morabito
Research Scientist	David Jackson-Hanen
Assistant Director, Baseball Development	Pike Goldschmidt
Assistant Director, Research and Analytics	Ben Lowry
Assistant Director, Scouting and Baseball Operations	Haley Alvarez
Coordinator, Scouting and Baseball Operations	Greg Ledford
Analyst, Pitching Development	Samantha Schultz

Video Coordinator	Adam Rhoden
Executive Administrator, Baseball Operations	Alison Chapot
Developer, Baseball Systems	Ben Lewis

Major League Coaching Staff

Manager	Mark Kotsay
Coaches	Mike Aldrete, Brad Ausmus, Darren Bush, Chris Cron, Scott Emerson, Tommy Everidge, Marcus Jensen, Eric Martins

Clubhouse

Equipment Manager	Steve Vucinich
Director of Clubhouse & Equipment Operations	Matt Weiss
Visiting Clubhouse Manager	Mike Thalblum
Manager, Clubhouse & Equipment Operations	Brian Davis
Assistant Manager, Clubhouse & Equipment Operations	Michael Clavin
Clubhouse Staff & Umpires Attendant	Chad Yaconetti

Medical Staff

Head Athletic Trainer	Nick Paparesta
Assistant Athletic Trainers	Jeff Collins, Brian Schulman
Sport Performance Coach	Josh Cuffe
Assistant Sport Performance Coach	Steven Candelaria
Major League Massage Therapist	Ozzie Lyles
Head Team Physician	Dr. Allan Pont
Team Physician	Dr. Grant Wang
Head Team Orthopedist	Dr. Will Workman
Team Orthopedists	Dr. Michael T Freehill, Dr. Keith Chan
Arizona Team Physician	Dr. Fred Dicke
Arizona Team Orthopedist	Dr. Douglas Freedberg

Scouting

Director of Scouting	Eric Kubota
Assistant Director of Scouting	Sean Rooney
Special Assistant to Scouting & International Operations	Steve Sharpe
Professional Scouts	Shooty Babbitt, Jeff Bittiger, Grant Brittain, Dan Freed, Will Schock, Steve Springer, Tom Thomas, Mike Ziegler
West Coast Supervisor	Scott Kidd
Midwest Supervisors	Mark Adair, Armann Brown
East Coast Supervisor	Marc Sauer
Master Pitching Scout	John Hughes
Area Scouts	Steve Abney, Anthony Aliotti, Neil Avent, Chris Botsoe, Fletcher Byrd, Jim Coffman, Ruben Escalera, Tripp Faulk, Julio Franco, Matt Higginson, Derek Lee, Kelcey Mucker, Trevor Schaffer, Rich Sparks, Jemel Spearman, Troy Stewart, Dillon Tung, Jeff Urlaub, Ron Vaughn
Latin American Scouting Supervisor	Juan Mosquera
Dominican Republic Scouts	Yendri Bachelor, Juan Carlos De La Cruz, Angel Eusebio, Wilfredo Magallanes, Amaury Reyes
Venezuela Scouts	Jose Torres (Barradas), Andri Garcia, Kevin Garcia, Argenis Paez, Oswaldo Troconis
Australia Scout	Dan Betreen
Colombia Scouts	Tito Quintero, Oswaldo Garcia
Japan Scout	Toshiyuki Tomizuka
South Korea Scout	Lewis Kim
Taiwan Scout/Coordinator, Pacific Rim	Adam Hislop
Mexico Scout	Javier Agelvis

Player Development

Director of Player Development	Ed Sprague
Director of Latin American Operations	Raymond Abreu
Special Advisor, Player Development	Keith Lieppman
Manager, Minor League Operations	Nancy Moriuchi
Minor League Operations Coordinator	Luis Victoria
Minor League Hitting Coordinator	Jim Eppard
Minor League Pitching Coordinator	Gil Patterson
Minor League Infield Coordinator	Juan Navarrete
Minor League Outfield and Baserunning Coordinator	Steve Scarson
Minor League Catching Coordinator	Gabe Ortiz
Throwing Performance Coach	Casey Upperman
Hitting Technology Coach	Lloyd Turner
Minor League Pitching Rehab Coordinator	Craig Lefferts
Assistant Pitching Rehab Coordinator	Rick Rodriguez
Latin America Field Coordinator	Eddie Menchaca
Senior Coordinator of Medical Services	Larry Davis

Minor League Medical Coordinator	Nate Brooks
Latin America Medical Coordinator	Javier Alvidrez
Minor League Sport Performance Coordinator	J.D. Howell
Assistant Minor League Sport Performance Coordinator	Scott Smith
Sport Performance Rehab Coordinator	Derek Clovis
Minor League Technology and Development Manager	Ed Gitlitz
Coordinator, Minor League Technology and Development	Taylor Schmid
Senior Coordinator of Educational and Cultural Programs	Kelvin Todd
Coordinator of Educational and Cultural Programs	Leo Bejarán-Specht
Senior Facility Manager, Arizona	James Gibson
Manager, Minor League Equipment & Clubhouse Operations	Thomas Miller
Coordinator, Arizona Clubhouse Operations	Ty Ketterling
Assistants, Arizona Clubhouse Operations	Dylan Ruth, Alex Haas
Interpreter	Ricky Shimizu, Yen Po Wang
Arizona Head Groundskeeper	Chad Huss
Arizona Assistant Groundskeeper	Greg Hofer
Arizona Groundskeepers	Jose Delgado, James Folk, Chris Gracia, Rodolfo Lopez

Minor League Coaching Staff

Managers	Fran Riordan (LV), Bobby Crosby (MID), Phil Pohl (LAN), Franklin Font (STK), Adam Rosales (ACL)
Pitching Coaches	Steve Connelly (LV), Chris Smith (MID), Don Schulze (LAN), Bryan Corey (STK), Gabriel Ozuna (ACL)
Hitting Coaches	Brian McArn (LV), Todd Takayoshi (MID), Javier Godard (LAN), Kevin Kouzmanoff (STK), Ruben Escalera (ACL)
Assistant Hitting Coaches	Jason Hart (LV), Juan Dilone (MID), Craig Conklin (LAN), Cooper Goldby (STK)
Head Athletic Trainers	Justin Whitehouse (LV), Nick Voelker (MID), Jake Routhier (LAN), Eric Fasth (STK), Noah Huff (ACL)
Assistant Athletic Trainers	Shane Zdebiak (LV), Audyanna Merrick (ACL)
Sport Performance Coaches	Matt Mosiman (LV), Connor Hughes (MID), Kevin Guild (LAN), Steven Thayer (STK), Nate Penaranda (ACL)
	Jacob Kistaitis (DSL)

COMMUNICATIONS, COMMUNITY AND MARKETING

Vice President, Marketing, Communications and Community	Catherine Aker
---	----------------

Communications

Director, Communications and Content	Erica George
Director, Baseball Communications	Mark Ling
Social Media Manager	Madison Campos
Senior Video Producer	Kit Karutz
Baseball Information Manager	Mike Selleck
Baseball Communications Manager	Olivia Hummer
Baseball Communications Coordinator	Greg Korn
Social Media Coordinator	Gabby Spencer

Community Engagement

Director, Community Engagement & Community Fund	Stephanie Gaywood
Manager, Community Engagement	Whitney Campbell
Coordinator, Youth Baseball and Softball Programs	Kyle Grozen

Marketing

Director of Marketing	Lisa Bullard
Marketing Coordinator	Parker Preston
Team Photographer	Michael Zagaris

Broadcasting

Coordinating Producer, Broadcasting	D'Aulaire Louwerse
Multimedia Producer	Cody Elias
Broadcasting and Media Content Coordinator	Ray Jensen
Senior Broadcast Producer and Host	Chris Townsend
Team Announcers	Ken Korach, Glen Kuiper, Vince Cotroneo, Dallas Braden

Ballpark Entertainment & Video Contest

Senior Manager, Productions	Justin Marshall
Ballpark Entertainment Production Coordinator	Charlie Kenneweg
Public Address Announcer	Amelia Schimmel
In-Game Host	Kara Tsuboi
Mascot	Stomper

TICKET SALES, PARTNERSHIPS AND ANALYTICS

Vice President, Sales & Business Operations Steve Fanelli

Business Analytics

Senior Director of Business Analytics Mark Bashuk
Senior Manager, Ticket Solutions Austin Redman
Manager, Business Analytics Caroline Bernardi
CRM & Sales Analyst Beau Muster

Ticket Sales

Senior Director, Ticket Sales Josh Feinberg
Senior Manager, Ticket Sales Matt Seu
Senior Account Executive, Business Development Parker Newton
Senior Account Executive, Ticket Sales Ashley Carrillo
Senior Account Executive Anton Calvin
Account Executive, Ticket Sales Sean Dobbyn
Account Executives, Membership Services Xavier Rentz
Ticket Sales Representative Matt Mussoni

Spring Training Business Operations

Director, Spring Training Business Operations Joe Pun

Ticket Services

Senior Director, Service & Retention Josh Ziegenbusch
Premium Services Manager Niko Domingo
Manager, Membership Services Mariah Fitzpatrick
Membership Services Representatives Gavin Lituchy, Dom DeAnda

Ticket Operations

Director of Ticket Operations David Adame
Ticket Operations Manager Allie Guido
Ticket Operations Representative Keith Barnard

Corporate Partnerships

Senior Director of Corporate Partnerships Greg Rieber
Managers, Partnership Marketing Erika Cruz, Jonathan Labastida
Coordinator, Partnership Marketing Graham Nolan

STADIUM OPERATIONS

Vice President, Stadium Operations David Rinetti
Senior Director of Stadium Operations Paul La Veau
Director of Concessions & Merchandise Nicole Morgan
Senior Manager of Stadium Operations Events Kristy Ledbetter
Senior Manager of Stadium Services Randy Duran
Senior Manager, Guest Services Elisabeth Aydelotte
Senior Manager, Stadium Operations Matt Van Norton
Stadium Operations Systems Manager Jason Silva
Stadium Operations Systems Assistant Analisa Robles
Stadium Operations Scheduler Sarah Halsey
Guest Services Coordinator Robert Towne
Guest Services Assistant Giancarlo Bautista
Stadium Operations Coordinator Matt Wannemuehler
Manager of Authentication Erik Farrell
Head Groundskeeper Clay Wood
Assistant Head Groundskeeper Samuel Turner

LEGAL, PEOPLE OPERATIONS AND TECHNOLOGY

Chief Legal Officer D'Lonra Ellis

Legal

Associate General Counsel Rhean Fajardo

People Operations

Director of Diversity, Inclusion & Belonging Kyle Ellington
Director of People Operations & Talent Adam Scoggan
Manager, People Operations Business Partner, Total Rewards Lauren Cracraft-Capenhurst
People Operations Business Partner & Benefits Specialist Mari Rodriguez
People Operations Business Partner, Stadium Operations Sarah Kalin

Office Services

Offices Services CoordinatorAndrea Ramsey

Technology

Director of Information Technology Jody Johnson
Senior Director, Engineering & Multimedia Services David Don
Senior Systems Administrator Kevin Lowe
Lead IT Support Administrator Dave Cramer
IT Support Administrator Michael Espinoza

ADMINISTRATION

Executive Assistant Kai Glass
Coordinator of Project Activation Fallan Groth

FINANCE

Controller Adam Tyhurst

Finance and Accounting

Senior Director of Finance Kasey Jarcik
Director of Accounting John Anki
Senior Manager, Payroll Rose Dancil
Senior Payroll Specialist Desiree Powers
Accounting Manager Aaron Wali
Senior Accountant Danna Mouat
GL Accountant Naima Peterson
Accounts Payable Coordinator Carlos Hidalgo

THE A'S ELEPHANT

After helping form the American League in 1901, New York Giants manager John McGraw dismissed the A's with contempt by calling them "The White Elephants," implying Connie Mack should not be allowed to spend money without supervision. Mack defiantly adopted the White Elephant as the team insignia and in 1902, the Athletics won their first American League pennant.


The White Elephant remained the team's mascot and later that decade, made its first appearance on the A's team sweaters. In 1918, the Elephant saw its first game action when Mack had the pachyderm symbol (in blue with a white "A" inside) placed on the left sleeve of every player.

By 1920, Mack had fully adopted the Elephant as the team's symbol. The traditional "A" on front of the team's jersey was replaced by a blue elephant logo. After a few poor seasons, Mack decided change was in order. So, in 1924, the blue elephant was replaced by the traditional white elephant on the team's jersey and the A's played better ball for the next few years.

In 1928, Mack decided the elephant had worn out its brief welcome on the A's jersey fronts and replaced the logo with the familiar "A" on the uniform. The A's went on to win two World Championships and an AL crown in the next three years, although the resurgence was probably due more to the additions of Foxx, Simmons, Grove and Cochrane than the Elephant's absence.

That was the last year for the Elephant on the A's uniform until 1955, when the A's, now in Kansas City, added the patch to their uniform sleeves. However, when Charlie Finley purchased the team in the early 1960's, the Elephant was once again sent packing and replaced by, of all animals, a mule.

Prior to the 1988 season, the A's brought back a new, more aggressive A's Elephant. In 1995, the traditional A's Elephant was reincorporated into many of the team's promotional items and publications and is now a prominent feature on the A's uniform.



FRONT OFFICE PROFILES

DAVID KAVAL

President

[@DaveKaval](#) [DaveKaval](#)



On Nov. 17, 2016, David Kaval was named the seventh president in the history of the Oakland Athletics.

As one of the most dynamic leaders currently in sports, Kaval has led a complete transformation of the organization. He has repositioned the internal and external perception of the Club and has driven a number of innovative initiatives to propel the business forward.

In his six seasons as president, Kaval has enhanced the fan experience by making upgrades to the Oakland Coliseum, introduced new ticketing programs, hosted MLB's first completely free game, and welcomed the largest crowd in Oakland Coliseum history when 56,310 fans attended the game versus the San Francisco Giants on July 21, 2018.

In addition to delivering one of the best baseball experiences for the Club's fans, Kaval is committed to increasing the organization's community impact. During the 2020 season, the Club focused on five main community initiatives: COVID-19 relief, social justice, building community, education, and youth baseball and softball. The team donated more than \$2.6 million back to the community, including \$1.62 million for COVID-19 relief efforts.

Kaval worked alongside state and local officials to open an Accessible Voting Center at the Coliseum for the 2020 General Election. The Coliseum Vote Center was the largest in Northern California and included in-person voting in the Oakland Arena, curbside voting from the car, and ballot drop boxes for individuals to deposit their completed mail-in ballots. The A's also provided 3,000 KN95 masks and 1,300 pre-loaded Clipper cards to help ensure the most vulnerable Alameda County residents could vote safely. As part of the Vote Center, Alameda County provided free COVID-19 tests and flu shots.

In February 2021, under Kaval's leadership, the A's partnered with the White House and the State of California to open the first federally operated vaccination center in the country at the Oakland Coliseum.

Kaval is leading the Club's efforts to build a new ballpark for the Athletics. Since 2018, the Club has been focused on opening a new waterfront ballpark in Oakland. Kaval has made it a priority to engage the community to ensure the ballpark project is bigger than baseball. The A's have hosted hundreds of community meetings and workshops since 2018, giving residents a voice to share their perspectives and insights on how the ballpark can benefit and provide opportunities in Oakland. In 2021, MLB instructed the A's to explore other markets while continuing to pursue a waterfront ballpark in Oakland. While the Club continues its work in Oakland, the A's are also exploring Las Vegas as the future home of the team.

Kaval previously served as the president of the San Jose Earthquakes of Major League Soccer. He oversaw the business and soccer sides of the franchise and represented the club on the Major League Soccer Board of Governors. He continues to serve as a Board Member of the San Jose Earthquakes.

During his time with the Quakes, the team won the 2012 Supporters' Shield, which is awarded to the MLS team with the best regular season record. His success with the team culminated in the opening of Avaya Stadium – the Quakes \$100M privately financed soccer stadium – on March 22, 2015. Kaval developed the innovative \$20M naming rights partnership with Avaya, which helped create the first cloud-enabled stadium. Since opening its gates, Avaya Stadium has held numerous events, including the 2016 MLS All-Star Game and World Cup Qualifiers. The 18,000-seat venue also houses the largest outdoor bar in North America.

Prior to joining the Earthquakes, Kaval founded the independent Golden Baseball League (GBL) in 2003. Memorable

OAKLAND A'S PRESIDENTS

President	Years
Charles O. Finley	1968-80
Roy Eisenhardt	1981-86
Walter J. Haas	1990-92
Sandy Alderson	1993-95; 1997-98
Steve Schott	1996
Michael Crowley	1998-2016
David Kaval	2017-present

GBL alumni include Hall of Famer Rickey Henderson, Jose Canseco, Daniel Nava, Jose Lima, and Mark Prior. Kaval has also spent time in the Office of the President of the United States in Washington, D.C., where he worked on the National Security budget as part of the Office of Management and Budget (OMB).

He serves on a number of boards, including the Bay Area Council and Rocketship Education, in addition to the National Governing Board of the Positive Coaching Alliance (PCA) and the Young Presidents' Organization (YPO).

In 2000, Kaval co-authored a book entitled "The Summer that Saved Baseball," which highlights a tour of all 30 Major League Baseball stadiums in the summer of 1998. He is also a lecturer in management at the Stanford Graduate School of Business (GSB) where he teaches sports management.

A native of Cleveland, Ohio, Kaval earned a B.A. with honors in International Relations and an M.B.A. from Stanford University. He is a long time resident of Menlo Park and lives there with his wife and two daughters.

BILLY BEANE

Executive Vice President, Baseball Operations

Billy Beane, who is considered one of the most progressive and talented executives in the game today, has molded the A's into one of baseball's most respected teams since he was named head of baseball operations following the 1997 season. He was promoted to his current position of executive vice president of baseball operations on Oct. 5, 2015, after 18 seasons as general manager.

Under his watch, the A's have compiled a 2012-1772 (.532) record over the last 24 years, which is the fourth-best record in the American League and sixth-best in all of baseball during that time frame. The A's have seven American League West titles (2000; 2002-03; 2006; 2012-13, 2020) and have secured four AL Wild Card spots (2001; 2014; 2018; 2019) during that span. His teams have posted 90 or more wins in 10 of the last 22 years. The A's 11 postseason appearances since the 2000 season are tied for sixth most among all Major League teams, trailing only New York-AL (18), St. Louis (15), Los Angeles-NL (13) and Atlanta (13).

Beane received MLB's inaugural Executive of the Year award in 2018 and has been named Major League Executive of the Year by *Baseball America* two times (2002; 2013) and The Sporting News Executive of the Year three times (1999; 2012; 2018). He also earned MLB.com's Greatness in Baseball Yearly (GIBBY) Award as the 2012 MLB Executive of the Year and the 2012 Legacy Awards' Rube Foster Award as AL Executive of the Year, presented by the Negro League Baseball Museum. In November of 2001, Beane was named to Street & Smith's Sport Business Journal's "40 Under 40" list, honoring the nation's top 40 sports executives under the age of 40.

Additionally, Beane earned the prestigious Inspirational Leader Award from Leaders in Sport at the 2017 Sport Business Summit in London and was named to the Forbes list of 100 Greatest Living Business Minds in 2017.

During his tenure, A's players have garnered numerous individual accolades. Jason Giambi and Miguel Tejada earned American League Most Valuable Player awards in 2000 and 2002, respectively. Barry Zito was named the American League's Cy Young Award winner in 2002 while Bobby Crosby (2004), Huston Street (2005) and Andrew Bailey (2009) have all won AL Rookie of the Year honors.

Beane has continually remolded a team that has posted one of the Majors' best records over the last decade. Over the years, his ability to acquire pivotal players through trades has proven instrumental in keying several playoff runs.

Beane's executive talents and the organization's baseball philosophy were the subject of Michael Lewis' best-selling book "Moneyball: The Art of Winning an Unfair Game," which opened the eyes of many of the top sports executives and business CEOs in the nation. The book has since been made into a full-length motion picture featuring Brad Pitt in the starring role, which premiered in 2011.

As a result, Beane remains in great demand on the national speaking circuit, where he regularly addresses top companies on his management approach of identifying and using undervalued assets to create and sustain a competitive edge. He is a minority owner and sits on the board



of directors for the Dutch professional football club AZ Alkmaar.

Further demonstrating his unique tastes and interests, Beane was invited to speak at Rupert Murdoch's News Corp. management retreat in Pebble Beach, Calif., in 2006, an event that focused on issues such as volunteerism, technology and politics and featured leaders and luminaries from around the world. Among the VIP who attended were British Prime Minister Tony Blair, Israeli Vice Premier Shimon Peres, former President Bill Clinton, former Vice President Al Gore, former House Speaker Newt Gingrich, former Harvard President Lawrence Summer and U2 lead singer Bono.

In 2008, Beane also collaborated with Gingrich and Sen. John Kerry in co-authoring an article in the New York Times offering possible remedies for the U.S. health care crisis. In addition, he was honored by PromaxBDA Sports Media Marketing Awards with the "Game Changer Award" in 2011, an accolade given to a "cultural trendsetter who, through the development of new technologies, applications, business models and industries, has transformed the business of Sports Media and Sports Media Marketing."

Beane joined the A's front office staff in 1990 as the club's major league advance scout. In 1993, former A's president and general manager Sandy Alderson promoted him to the assistant general manager's position when Walt Jocketty left the organization to accept the assistant general manager's job in Colorado. Alderson handed over his general manager's duties to Beane on Oct. 17, 1997.

A first round draft pick (23rd overall) of the New York Mets in the 1980 June Free Agent Draft, Beane played six major league seasons as an infielder, outfielder and catcher for the Mets, Minnesota Twins, Detroit Tigers and A's. His final season in uniform was 1989 when he was a utility player on the A's World Championship team. Beane retired as an active player in the spring of 1990.

A native of San Diego, Calif., Beane attended Mt. Carmel High School and UC San Diego, where he studied economics. Billy and his wife, Tara, reside in Danville, Calif., with their twins, Brayden and Tinsley. His daughter, Casey, is a graduate of Kenyon (Ohio) College.

OAKLAND A'S HEAD OF BASEBALL OPERATIONS

Name	Years
Charles O. Finley	1968-79
Billy Martin	1980-82
Walt Jocketty, Dick Wincek	1983
Sandy Alderson	1983-97
Billy Beane	1997-present

SIGNIFICANT AND RECENT TRADES MADE IN THE BILLY BEANE ERA

1997

Nov. 7	Acquired P Kenny Rogers and cash from New York (AL) for a PTBNL (IF Scott Brosius on November 18).
Dec. 8	Acquired P Mike Fetters from Cleveland for P Steve Karsay.

1998

April 8	Acquired C Mike Macfarlane and cash from Kansas City for OF Shane Mack and a PTBNL (minor league P Greg Hansell on May 8).
July 12	Acquired P Tim Worrell from Cleveland for minor league IF Adam Robinson.

1999

July 23	Acquired minor league OF Terrence Long and minor league P Leonar Vasquez from New York (NL) for P Kenny Rogers.
July 29	Acquired P Omar Olivares and IF Randy Velarde from Anaheim for minor league OF Jeff DaVanon, minor league OF Nathan Haynes and minor league P Elvin Nina.
July 31	Acquired P Kevin Appier from Kansas City for P Brad Rigby, minor league P Blake Stein and minor league P Jeff D'Amico.
July 31	Acquired P Jason Istringhausen and P Greg McMichael from New York (NL) for P Billy Taylor.
Dec. 13	Acquired P Justin Miller from Colorado for P Jimmy Haynes. (Trade was part of a four-team deal in which Colorado traded Haynes, C Henry Blanco and P Jamey

Wright to Milwaukee; Milwaukee then traded IF Jeff Cirillo, P Scott Karl and cash to Colorado; Colorado traded IF Vinny Castilla to Tampa Bay; Tampa Bay traded P Rolando Arrojo and IF Aaron Ledesma to Colorado).

2000

Feb. 18	Acquired OF Jeremy Giambi from Kansas City for P Brett Laxton.
July 28	Acquired P Jim Mecir and P Todd Belitz from Tampa Bay for minor league P Jesus Colome and cash.
Nov. 17	Acquired minor league P Ryan Cullen and minor league P Aaron Harang from Texas for IF Randy Velarde.
Nov. 20	Acquired P Eric Ireland from Chicago (NL) for OF Matt Stairs.
Dec. 7	Acquired P Chad Bradford from Chicago (AL) for minor league C Miguel Olivo.

2001

Jan. 8	Acquired P Roberto Hernandez and P Cory Lidle from Tampa Bay for OF Ben Grieve and cash; traded P Roberto Hernandez, C A.J. Hinch, minor league IF Angel Berroa and cash to Kansas City for OF Johnny Damon, minor league IF Mark Ellis and cash.
March 28	Acquired IF Eric Hinske from Chicago (NL) for minor league IF Miguel Cairo; as part of the deal, the A's also refused the return of Rule 5 Draft selection P Scott Chiasson.

- July 3 Acquired OF Ron Gant from Colorado for minor league OF Robin Jennings.
- July 25 Acquired OF Jermaine Dye from Kansas City in a three-team trade in which Colorado sent infielder Neifi Perez to Kansas City and Oakland sent minor league OF Mario Encarnacion, minor league IF Jose Ortiz and minor league P Todd Belitz to Colorado.
- Nov. 2 Acquired minor league IF Adam Morrissey from Chicago (NL) for IF Mark Bellhorn.
- Dec. 7 Acquired P Billy Koch from Toronto for IF Eric Hinske and P Justin Miller.
- Dec. 14 Acquired OF David Justice and cash from New York (NL) for P Mark Guthrie and P Tyler Yates.

2002

- Jan. 14 Acquired IF Carlos Peña and P Mike Venafro from Texas for P Mario Ramos, IF Jason Hart, OF Ryan Ludwick and minor league C Gerald Laird.
- March 18 Acquired P Justin Duchscherer from Texas for P Luis Vizcaino.
- May 22 Acquired OF John Mabry from Philadelphia for OF Jeremy Giambi.
- July 5 Acquired P Ted Lilly, minor league OF John-Ford Griffin and minor league P Jason Arnold from New York (AL) as part of a three-team, seven player trade in which the A's sent IF Carlos Pena, P Franklyn German and a PTBNL (P Jeremy Bonderman on Aug. 22) to Detroit for P Jeff Weaver and cash. The A's then sent Weaver to New York to complete the deal.
- July 25 Acquired Ray Durham from Chicago (AL) for minor league P Jon Adkins.
- July 30 Acquired P Ricardo Rincon from Cleveland for minor league IF Marshall McDougall.
- Nov. 16 Acquired minor league IF Mike Rouse and minor league P Chris Mowday for Toronto for P Cory Lidle.
- Dec. 3 Acquired P Keith Foulke, C Mark Johnson and minor league P Joe Valentine for P Billy Koch and two minor league players to be named later (P Neal Cotts and OF Daylan Holt on December 16).
- Dec. 15 Acquired IF Erubiel Durazo from Arizona in a four-team trade in which the A's sent a minor league PTBNL (P Jason Arnold on December 16) to Toronto; Toronto sent IF Felipe Lopez to Cincinnati; Cincinnati sent P Elmer Dessens to Arizona.

2003

- July 30 Acquired OF Jose Guillen from Cincinnati for minor league pitchers Aaron Harang, Joe Valentine and Jeff Bruksch.
- Nov. 18 Acquired OF Bobby Kielty and a PTBNL from Toronto for P Ted Lilly.
- Nov. 26 Acquired OF Mark Kotsay from San Diego for C Ramon Hernandez and OF Terrence Long.
- Dec. 21 Acquired C Damian Miller and cash from Chicago (NL) for a PTBNL (Chris Mowday).

2004

- April 17 Acquired P Kirk Saarloos from Houston for P Chad Harville.
- June 24 Acquired P Octavio Dotel and cash from Kansas City for minor leaguer P Mike Wood and minor league IF Mark Teahan.
- Nov. 27 Acquired C Jason Kendall from Pittsburgh for P Mark Redman and P Arthur Rhodes.
- Dec. 15 Acquired IF Keith Ginter from Milwaukee for minor league P Justin Lehr and OF Nelson Cruz.
- Dec. 16 Acquired P Juan Cruz, P Dan Meyer and OF Charles Thomas from Atlanta for P Tim Hudson.

- Dec. 18 Acquired P Kiko Calero, P Danny Haren and minor league C Daric Barton from St. Louis for P Mark Mulder.

2005

- July 13 Acquired OF Jay Payton and cash from Boston for P Chad Bradford; acquired P Joe Kennedy and P Jay Witasick from Colorado for OF Eric Byrnes, minor league IF Omar Quintanilla and cash.
- Dec. 5 Acquired P Chad Gaudin from Toronto for a PTBNL (Dustin Majewski).
- Dec. 13 Acquired OF Milton Bradley and IF Antonio Perez from Los Angeles (NL) for minor league OF Andre Ethier.

2007

- June 29 Acquired P Andrew Brown from San Diego for OF Milton Bradley and cash.
- July 16 Acquired C Rob Bowen and P Jerry Blevins from Chicago (NL) for C Jason Kendall and cash.
- Nov. 18 Acquired P Kristian Bell and P Graham Godfrey from Toronto for IF Marco Scutaro.
- Dec. 14 Acquired P Brett Anderson, P Dana Eveland, P Greg Smith, IF Chris Carter, OF Aaron Cunningham, OF Carlos Gonzalez from Arizona for P Dan Haren and P Connor Robertson.

2008

- Jan. 3 Acquired P Gio Gonzalez, P Fautino De Los Santos and OF Ryan Sweeney from Chicago (AL) for OF Nick Swisher.
- Jan. 14 Acquired P Joey Devine and P Jamie Richmond from Atlanta for OF Mark Kotsay and cash.
- July 8 Acquired P Sean Gallagher, C Josh Donaldson, IF Eric Patterson and OF Matt Murton from Chicago (NL) for P Rich Harden and P Chad Gaudin.
- July 17 Acquired P Josh Outman, IF Adrian Cardenas and OF Matt Spencer from Philadelphia for P Joe Blanton.
- Nov. 12 Acquired OF Matt Holliday from Colorado for P Greg Smith, P Huston Street and OF Carlos Gonzalez.

2009

- Feb. 2 Acquired RHP Michael Wuertz from Chicago (NL) for OF Richie Robnett and IF Justin Sellers.
- July 5 Acquired OF Scott Hairston from San Diego for P Sean Gallagher, P Craig Italiano and P Ryan Webb.
- July 24 Acquired P Clayton Mortensen, IF Brett Wallace and OF Shane Peterson from St. Louis for OF Matt Holliday.
- July 31 Acquired IF Tyler Ladendorf from Minnesota for IF Orlando Cabrera.

2010

- Jan. 16 Acquired IF Kevin Kouzmanoff and minor league IF Eric Sogard from San Diego for OF Scott Hairston and OF Aaron Cunningham.
- Feb. 1 Acquired IF Adam Rosales and OF Willy Taveras from Cincinnati for IF Aaron Miles and cash.
- Nov. 10 Acquired OF David DeJesus from Kansas City for P Vin Mazzaro and minor league P Justin Marks.
- Nov. 17 Acquired minor league Ps Trystan Magnuson and Daniel Farquhar from Toronto for OF Rajai Davis.
- Dec. 16 Acquired OF Josh Willingham from Washington for P Henry Rodriguez and OF Corey Brown.

2011

- Jan. 8 Acquired RHP Guillermo Moscoso from Texas for minor league RHP Ryan Kelly.
- June 30 Acquired RHP Bruce Billings and a PTBNL (OF Eliezer Mesa on September 30) from Colorado for 2B Mark Ellis and cash.

July 31 Acquired LHP Jordan Norberto and 1B Brandon Allen from Arizona for RHP Brad Ziegler.

Dec. 9 Acquired RHP Ryan Cook, OF Collin Cowgill and RHP Jarrod Parker from Arizona for LHP Craig Breslow, RHP Trevor Cahill and cash.

Dec. 23 Acquired RHP A.J. Cole, LHP Tommy Milone, C Derek Norris and RHP Brad Peacock from Washington for LHP Gio Gonzalez and RHP Rob Gilliam.

Dec. 28 Acquired RHP Raul Alcantara, IF Miles Head and OF Josh Reddick from Boston for RHP Andrew Bailey and OF Ryan Sweeney.

2012

Jan. 16 Acquired OF Seth Smith from Colorado for RHP Guillermo Moscoso and LHP Josh Outman.

Aug. 3 Acquired minor league C David Freitas from Washington for C Kurt Suzuki and cash.

Aug. 20 Acquired SS Stephen Drew from Arizona for minor league IF Sean Jamieson.

Oct. 20 Acquired OF Chris Young and cash from Arizona for SS Cliff Pennington and minor league IF Yordy Cabrera.

Nov. 16 Acquired P Andrew Werner and IF Andy Parrino from San Diego for P Tyson Ross and minor league IF A.J. Kirby-Jones.

2013

Jan. 16 Acquired C John Jaso from Seattle in a three-team trade in which the A's sent minor league Ps A.J. Cole, Blake Treinen and a PTBNL (minor league P Ian Krol on March 20) to Washington and Washington sent OF Michael Morse to Seattle.

Feb. 4 Acquired IF Jed Lowrie and P Fernando Rodriguez from Houston for IF Chris Carter, P Brad Peacock and minor league C Max Stassi.

July 30 Acquired IF Alberto Callaspo from Los Angeles (AL) for minor league IF Grant Green.

Aug. 23 Acquired C Kurt Suzuki and cash from Washington for minor league P Dakota Bacus.

Nov. 25 Acquired P Fernando Abad from Washington for minor league IF John Wooten.

Dec. 2 Acquired P Jim Johnson from Baltimore for IF Jemile Weeks and a PTBNL (minor league C David Freitas on December 12).

Dec. 3 Acquired IF Craig Gentry and P Josh Lindblom from Texas for OF Michael Choice and minor league IF Chris Bostick; Acquired P Luke Gregerson from San Diego for OF Seth Smith.

Dec. 10 Acquired P Drew Pomeranz and minor league P Chris Jensen from Colorado for P Brett Anderson and cash.

Dec. 11 Acquired minor league OF Billy Burns from Washington for P Jerry Blevins.

2014

July 5 Acquired Ps Jeff Samardzija and Jason Hammel from Chicago (NL) for P Dan Straily, minor league IF Addison Russell, minor league OF Billy McKinney and a PTBNL or cash.

July 31 Acquired P Jon Lester, OF Jonny Gomes and cash from Boston for OF Yoenis Céspedes and a 2015 Competitive Balance Pick; Acquired OF Sam Fuld from Minnesota for P Tommy Milone.

Aug. 31 Acquired DH Adam Dunn and cash from Chicago (AL) for minor league P Nolan Sanburn.

Nov. 23 Acquired IF Ike Davis and international bonus slot 86 from Pittsburgh for international bonus slot 27.

Nov. 28 Acquired IF Brett Lawrie, Ps Kendall Graveman and Sean Nolin and minor league IF Franklin Barreto from Toronto for IF Josh Donaldson.

Dec. 8 Acquired minor league IF Joey Wendle from Cleveland for 1B/OF Brandon Moss.

Dec. 9 Acquired P Chris Bassitt, C Josh Phegley, IF Marcus Semien and minor league IF Rangel Ravelo from the Chicago White Sox for P Jeff Samardzija and P Michael Ynoa.

Dec. 11 Acquired IF/OF Mark Canha from Colorado for minor league P Austin House and cash.

Dec. 18 Acquired P R.J. Alvarez and P Jesse Hahn from San Diego for C Derek Norris, minor league P Seth Streich and international bonus slot 117.

2015

Jan. 10 Acquired IFs Ben Zobrist and Yunel Escobar from Tampa Bay for C John Jaso, minor league IF Daniel Robertson, minor league OF Boog Powell and cash.

Jan. 14 Acquired P Tyler Clippard from Washington for IF Yunel Escobar.

July 23 Scott Kazmir traded to the Houston Astros for minor league RHP Daniel Mengden and minor league C Jacob Nottingham.

July 27 Tyler Clippard and cash traded to the New York Mets for minor league RHP Casey Meisner.

July 28 Ben Zobrist and cash traded to the Kansas City Royals for RHP Aaron Brooks and minor league LHP Sean Manaea.

Nov. 20 Liam Hendriks acquired from Toronto for Jesse Chavez.

Nov. 25 Jed Lowrie acquired from Houston for minor leaguer Brendan McCarthy.

Dec. 2 Yonder Alonso and Marc Rzepczynski acquired from San Diego for Drew Pomeranz, Jose Torres and a player to be named later (Jabari Blash).

Dec. 8 Evan Scribner traded to Seattle for minor leaguer Trey Cochran-Gill.

Dec. 9 J.B. Wendelken and minor leaguer Zack Erwin acquired from the Chicago White Sox for Brett Lawrie.

2016

Feb. 12 Khris Davis acquired from Milwaukee for minor leaguers Bubba Derby and Jacob Nottingham.

Feb. 25 Chris Coghlan acquired from the Chicago Cubs for Aaron Brooks.

June 9 Chris Coghlan traded to the Chicago Cubs for Arismendy Alcantara.

July 30 Billy Burns traded to the Kansas City Royals for Brett Eibner.

Aug. 1 Rich Hill and Josh Reddick traded to the Los Angeles Dodgers for Jharel Cotton, Frankie Montas and minor leaguer Grant Holmes.

Aug. 25 Marc Rzepczynski and cash traded to Washington for minor leaguer Max Schrock.

Aug. 31 Coco Crisp and cash traded to Cleveland for minor leaguer Colt Hynes.

Nov. 12 Paul Blackburn acquired from Seattle for Danny Valencia.

2017

Jan. 26 Dillon Overton traded to Seattle for minor leaguer Jason Goldstein.

July 16 Sean Doolittle and Ryan Madson traded to Washington for Blake Treinen and minor leaguers Sheldon Neuse and Jesus Luzardo.

July 31 Sonny Gray traded to the New York Yankees with \$1.5 million international bonus slot cash in exchange for Dustin Fowler, Jorge Mateo and minor leaguer James Kaprielian; Adam Rosales traded to Arizona for minor leaguer Jeferson Mejia.

August 6 Yonder Alonso traded to Seattle for Boog Powell.

August 15 Chris Hatcher acquired from the Los Angeles Dodgers for \$500,000 international slot money.

August 23 Rajai Davis traded to Boston for minor league outfielder Rafael Rincones.

Nov. 15 Ryon Healy traded to Seattle for Emilio Pagan and minor leaguer Alexander Campos.

Nov. 22 Jaycob Brugman traded to Baltimore for a player to be named later (minor leaguer Jake Bray on Dec. 19).

Dec. 11 Joey Wendle traded to Tampa Bay for a player to be named later (minor leaguer Jonah Heim on Dec. 19).

Dec. 14 Stephen Piscotty acquired from St. Louis for Yairo Muñoz and minor leaguer Max Schrock.

2018

Jan. 29 Ryan Buchter, Brandon Moss and cash acquired from Kansas City for Jesse Hahn and Heath Fillmyer.

March 31 Josh Lucas acquired from St. Louis for minor league pitcher Casey Meisner.

April 19 Trayce Thompson traded to the Chicago White Sox for cash or a player to be named later.

April 25 Wilmer Font acquired from the Los Angeles Dodgers for minor league pitcher Logan Salow.

May 25 Wilmer Font traded to Tampa Bay for minor league pitcher Peter Bayer.

July 21 Jeury's Familia acquired from the New York Mets for minor leaguers Bobby Wahl and Will Toffey and \$1,000,000 international slot money.

Aug. 5 Shawn Kelley and cash considerations acquired from Washington for international slot money.

Aug. 6 Mike Fiers acquired from the Detroit Tigers for two players to be named later (minor league pitchers Nolan Blackwood on Aug. 6 and Logan Shore on Sept. 19).

Aug. 9 Fernando Rodney acquired from the Minnesota Twins for minor leaguer Dakota Chalmers.

Aug. 31 Cory Gearrin acquired from Texas for minor league pitchers Abdiel Mendoza and Teodoro Ortega.

Sept. 3 Aaron Brooks acquired from Milwaukee for cash considerations.

Nov. 20 Tanner Anderson acquired from Pittsburgh for a player to be named later (minor leaguer Wilkin Ramos on Dec. 1).

Dec. 21 Acquired Jurickson Profar from Texas in a three-team trade in which the A's sent minor leaguer Eli White and international bonus slot cash to Texas and pitcher Emilio Pagan and the A's Competitive Balance Round A pick in the 2019 First-Year Player Draft to Tampa Bay; Rangers sent minor leaguer Rollie Lacy to the Rays and Tampa Bay sent minor leaguers Kyle Bird, Brock Burke and Yoel Espinal to Texas.

2019

March 27 Kendrys Morales and cash considerations acquired from the Toronto Blue Jays for minor league infielder Jesus Lopez and international slot money.

May 14 Kendrys Morales and cash traded to the New York Yankees for a player to be named later or cash consid-

erations.

July 14 Homer Bailey acquired from Kansas City for minor leaguer Kevin Merrell.

July 27 Jake Diekman acquired from the Kansas City Royals for minor league pitcher Ismael Aquino and minor league outfielder Dairon Blanco.

July 31 Tanner Roark and cash considerations acquired from the Cincinnati Reds for minor league outfielder Jameson Hannah.

Nov. 23 Jharel Cotton traded to the Chicago Cubs for cash considerations.

Dec. 2 Austin Allen and a player to be named later (minor leaguer Buddy Reed on Dec. 12) acquired from the San Diego Padres for Jurickson Profar.

Dec. 12 Vimalael Machin acquired from the Philadelphia Phillies in exchange for cash considerations.

2020

Jan. 13 Tony Kemp acquired from the Chicago Cubs for minor leaguer Alfonso Rivas.

Feb. 15 Burch Smith acquired from the San Francisco Giants for cash considerations.

June 30 Jorge Mateo traded to the San Diego Padres for a player to be named later (minor leaguer Junior Perez on Nov. 5).

Aug. 28 Tommy La Stella acquired from the Los Angeles Angels for Franklin Barreto.

Aug. 31 Mike Minor and cash acquired from the Texas Rangers for two players to be named later (minor leaguers Dustin Harris and Marcus Smith on Sept. 18) and international slot money.

2021

Jan. 14 Nik Turley acquired from the Pittsburgh Pirates for cash considerations

Jan. 30 Cole Irvin acquired from the Philadelphia Phillies for cash considerations

Feb. 6 Elvis Andrus, Aramis Garcia and cash acquired from the Texas Rangers for Khris Davis, Jonah Heim and minor leaguer Dane Acker

Feb. 12 Adam Kolarek and minor leaguer Cody Thomas acquired from the Los Angeles Dodgers for Sheldon Neuse and minor leaguer Gus Varland

Feb. 24 Dustin Fowler traded to the Pittsburgh Pirates for cash considerations

May 5 Skye Bolt acquired from the San Francisco Giants for cash considerations

July 26 Andrew Chafin acquired from the Chicago Cubs with cash considerations for Greg Deichmann and minor leaguer Daniel Palencia

July 28 Starling Marte acquired from the Miami Marlins with cash considerations for Jesús Luzardo

July 30 Yan Gomes and Josh Harrison acquired from the Washington Nationals with cash for minor leaguers Richard Guech, Drew Millas and Seth Shuman

Nov. 19 Brent Honeywell acquired from the Tampa Bay Rays for cash considerations

RICKEY HENDERSON

Special Assistant to the President

Rickey Henderson enters his fifth season as Special Assistant to the President. In this role, Henderson assists A's President Dave Kaval in promoting the Oakland Athletics brand, in addition to continuing his duties as a roving on-field instructor.

During Henderson's 25-year Hall-of-Fame playing career, he spent 14 seasons with the Green and Gold. Henderson made 10 All-Star teams, won two World Series championships, one AL MVP (1990), one Gold Glove Award (1981), three Silver Slugger awards (1981, 1985, 1990) and one ALCS MVP Award (1989). He holds the record for most career stolen bases (1,406), runs scored (2,295) and lead-off home runs (81), as well as the single-season stolen base record (130, 1982). For his career, Henderson hit .279 with 3,055 hits, 297 home runs, 1,115 RBI, 1,406 stolen bases and 2,295 runs scored. In 2009, he was elected to the Baseball Hall of Fame on the first ballot with 94.8% of the vote.

2022 is the fifth anniversary of Oakland A's naming the playing surface at the Coliseum after Henderson. It was christened Rickey Henderson Field on Opening Day in 2017.

Following his playing career, Henderson joined the New York Mets as a special instructor in 2006 before being promoted to first base coach in 2007. For the past several seasons, Henderson has served as a roving instructor in the Athletics system.



BASEBALL OPERATIONS

DAVID FORST

General Manager

David Forst begins his 22nd season in the Athletics organization and his sixth as General Manager after being appointed to the position on Oct. 5, 2015. The A's have made 11 postseason appearances since he joined the organization in 2000, including six times in the last nine seasons.

The A's 11 postseason appearances since his arrival in the 2000 season are fifth most among all major league teams, trailing only New York-AL (17), St. Louis (14), Los Angeles-NL (12) and Atlanta (12). Since his appointment to his current General Manager role, the club is tied for the fifth-best record in the American League, trailing only Houston, Cleveland, New York and Boston.

Forst's primary duties include working on player acquisitions, contract negotiations and player evaluations, as well as overseeing the day-to-day operations of the entire Baseball Operations Department. Prior to his promotion, Forst spent 12 seasons as assistant general manager after serving as an assistant to the general manager and coordinator of professional scouting.

The 44-year-old Forst graduated Cum Laude from Harvard University in 1998 with a Bachelor of Arts degree in sociology. He played baseball for the Crimson for four seasons and earned third team All-America honors as a senior in 1998. He also played for the Springfield (Ill.) Capitals of the Frontier League in 1998 and 1999.

A native of Encino, Calif., Forst resides in Berkeley, Calif., with his wife, Rebe, son, Judah, and daughter, Sasha.



DAN FEINSTEIN

Assistant General Manager, Major League and International Operations

Dan Feinstein enters his seventh season as assistant general manager, major league and international operations and 21st overall in the Athletics organization. He was promoted to assistant general manager after four years as director of professional scouting/baseball development. Feinstein's primary role is to assist Billy Beane and David Forst in all aspects of baseball operations, including roster construction, contract negotiations, arbitration, trade analysis and the interpretation of MLB rules.

In addition, he oversees the A's international scouting efforts in Latin America, Asia and Europe, as well as the team's professional scouting staff.

This is Feinstein's second stint with the A's, having previously served in a variety of capacities from 1994-2004, including the role of assistant, amateur scouting and video coordinator. He spent the 2005 season as coordinator, baseball operations for the Los Angeles Dodgers and was director, baseball operations for the Tampa Bay Rays for six seasons from 2006-11 prior to rejoining the A's in 2012.

A native of Lafayette, Calif., he attended UC Davis and earned a degree in Medieval European History. Feinstein resides in Lafayette with his wife, Meghan, and two children, Will (11) and Charlotte (6).



BILLY OWENS

Assistant General Manager/Director of Player Personnel

Billy Owens begins his 24th season with the Athletics and his seventh as assistant general manager/director of player personnel. He was promoted to the position after spending the previous 12 seasons as director of player personnel. Owens' responsibilities include providing input and recommendations for potential trades and free agent signings, along with evaluation in the area of amateur scouting.

Prior to moving into a front office position, Owens spent five seasons as a hitting coach in the A's minor league system, with stops at Southern Oregon (1999), Vancouver (2000-01) and Arizona (2002-03). In addition to his coaching duties, Owens also assumed scouting responsibilities as an area scout and was promoted to East Coast Scouting Coordinator in 2003.

A third round pick (72nd overall) by the Baltimore Orioles in the 1992 June Draft, Owens played seven seasons of minor league ball with the Baltimore (1992-96) and Houston organizations (1997-98) before joining the A's as an area scout.

A native of San Jose, Calif., Owens attended the University of Arizona, where he played both baseball and football. He was a football, basketball and baseball standout at Bellarmine College Preparatory and is a member of the school's hall of fame. Billy O makes his off-season home in Scottsdale, Ariz.



ROB NABERHAUS

Assistant General Manager, Baseball Development and Technology

Rob Naberhaus is entering his 10th year with the Athletics and first as assistant general manager, baseball development and technology. In this role, he oversees all aspects of the data and technology development within baseball operations.

Naberhaus previously served as architect, then director of baseball systems from 2012-19, and senior director, baseball development and technology from 2020-21, and continues to oversee the design and creation of all analytics tools used by baseball operations. Prior to coming to Oakland, Rob spent four years with the Tampa Bay Rays in their baseball systems department. He had previously worked in IT consulting with Accenture from 2004-08.

A graduate of the University of Nebraska-Lincoln, Naberhaus resides in Scottsdale, Ariz., with his wife, Erin, and son, Gareth.



Director of Player Development



Entering his seventh season with the A's, Sprague enters his third season as director of player development after serving as assistant director of player development & coordinator of on-field analytics to director of player development during the 2019 season. He previously served the A's as instruction coordinator from 2016-18. He oversees the development and evaluation of players throughout the A's farm system, which consistently ranks among the best in the game. He also coordinates field instruction for the entire minor league system.

Sprague previously served as head coach at the University of Pacific from 2004-15, during which his teams posted an overall record of 250-406. During his tenure, 21 of his players were selected in the Major League Baseball Draft, with multiple players currently active in the professional ranks. He guided Pacific to one of the best seasons in program history in 2010, finishing with a 31-23 overall record that included a new program record of 31 victories over Division I opponents. In addition to his on-field success, he spearheaded the campaign to build an on-campus home field for the Tigers, with Klein Family Field opening on April 18, 2006.

While a student-athlete at Stanford, the baseball program won back-to-back national titles in 1987 & 1988, and he was a member of Team USA Baseball that won an Olympic Gold Medal in Seoul in 1988. After being drafted by Toronto in the first round of the 1988 draft out of Stanford, Sprague played 11 years in the Major Leagues with the Blue Jays, A's, Pirates, Padres, Red Sox and Mariners. He was an integral part of the Blue Jays teams that won back-to-back World Series in 1992-93 and was named a National League All-Star in 1999 with the Pirates.

Sprague and his wife Kristen reside in Lodi, Calif. They have four children: daughters Payton and Paris, and sons Jed and John.

ERIC KUBOTA

Director of Scouting



Eric Kubota is in his 38th season with the Athletics organization and his 21st as director of scouting.

Kubota has overseen the club's last 20 drafts that have produced dozens of players who have risen to the major leagues with various clubs, including current A's Matt Olson (2012), Chad Pinder (2013), Matt Chapman (2014), Sean Murphy (2016) and A.J. Puk (2016). Kubota's talents as an evaluator helped assemble the majority of the A's minor league system that has combined for a 6644-6559 (.503) record over the last 20 seasons.

In January 2014, Kubota was honored as "Scout of the Year" by the Santa Clara County Hot Stove Committee.

Prior to assuming his current position, Kubota served as the club's supervisor of international scouting for three seasons, overseeing the scouting staff and player evaluations in the Dominican Republic and Venezuela.

Kubota, 57, began his baseball career in June of 1984 while he was an undergraduate at the University of California, Berkeley, spending the better part of six seasons working in the A's media relations department. In November of 1989, he joined the baseball operations staff as an assistant director of scouting, handling daily administrative duties of the scouting department, including preparation work for the Rule 4, Rule 5 and June drafts, compiling the team's prospect book and preparing statistical information.

He was elevated to Pacific Rim coordinator in November of 1996, where he acted as a liaison between the A's and Asian baseball teams in addition to his scouting duties in Northern California and Hawaii.

Eric graduated from Cal in 1986 with a bachelor of arts degree in political science. He resides in Rocklin, Calif., with his wife, Karen, and their two children.

MANNY COLÓN

Director of Minor League Operations

Manny Colón enters his first year as Director of Minor League Operations for the A's. In this role, he oversees all minor league logistics including the team's facility in Mesa, Ariz., as well as the Club's relationships with its minor league affiliates.

Prior to joining the A's, Manny spent 19 seasons with the Miami Marlins, most recently as Director of Team Travel. He joined the Marlins in 2002 as a marketing intern before eventually working his way up to the role of Manager of Player Development & International Operations prior to being promoted to travel director in 2010.

A graduate of the University of Tennessee at Martin, Colón also has a master's in sport administration from St. Thomas University in Miami, Fla. He has been an adjunct professor and guest lecturer at various local universities over the past 10 years, and is currently on the advisory board of Arte Publico Press, the largest Latino publisher of contemporary and recovered literature by U.S. Latino authors.

The Monterey, Calif., native has three children, Melanie, Jason and Matias, with his wife, Edmarie.



RAYMOND ABREU

Director of Latin American Operations

Raymond Abreu is entering his 28th season with the Athletics and has served as the team's director of Latin American operations for the past 18 years.

In this dual role, Raymond oversees both the day-to-day working function of the Athletics Academy in La Victoria and also supervises the A's scouting efforts throughout the Dominican Republic. He has been with the Athletics since the inception of the Academy in 1994.

In addition to his duties with the A's, Abreu is the General Manager of the Toros del Este, a professional team in the Liga de Beisbol Dominicano which competes during the winter months. He has also previously spent time as the GM of Leones de Escogido.

Abreu holds a Business Management degree from Saint Peter's University. A native of Jersey City, N.J., Abreu resides in Santo Domingo, D.R., with his wife, Azalia, and three daughters, Isabella, Emma and Mila.



KEITH LIEPPMAN

Special Advisor to Player Development

Keith Lieppman begins his 52nd year with the A's and his third as special advisor to player development after 28 seasons as the organization's director of player development. He will continue with the development and evaluation of players throughout the A's farm system, which consistently ranks among the best in the game. To honor Keith for his decades of service to the organization, the A's are inducting him into the Club's Hall of Fame in 2022.

Lieppman's gilded reputation as one of baseball's finest personnel executives was further amplified when he received Baseball America's Tony Gwynn Lifetime Achievement Award prior to the 2020 season. In 2010, he received the Sheldon "Chief" Bender Award from Minor League Baseball for "distinguished service and being instrumental in player development" during his career.

Lieppman has managed at all levels of the A's minor league system, beginning in Modesto in 1980 and most recently with the Triple-A Tacoma Tigers from 1985-87. He also managed the Lacey Tigres of the Dominican Winter League in 1986. He began his baseball career in 1971 as a minor league player for the A's.

Keith is a graduate of the University of Kansas with a degree in journalism. He resides in Prescott, Ariz., with his wife, Corinne.



CHRIS PITTARO

Special Assistant to the General Manager

Chris Pittaro enters his 31st season in the Oakland organization, his 11th as a special assistant to the general manager. Prior to being named to his current position, Pittaro served as director of professional scouting for five years.

He spent the previous six seasons as national field coordinator after serving as an area scout and national cross checker with the Athletics since 1991.

In 2012, Pittaro was inducted into the Professional Baseball Scouts Hall of Fame.

Selected by the Detroit Tigers in the 1982 June First Year Player Draft, Pittaro made his Major League debut with the Tigers in 1985, batting .242 in 28 games. He was traded to the Minnesota Twins in 1986 and spent parts of the '86 and '87 seasons on the Twins big league roster. He retired during the 1988 season.

Pittaro attended the University of North Carolina from 1980-82 before signing with the Tigers following his junior season. After he retired as a player in 1988, he enrolled in Rider College in New Jersey where he obtained a bachelor of science degree in finance in 1991, graduating Summa Cum Laude.

Pittaro is a native of Hamilton, N.J., and has three children; Erica, Giana and CJ.



GRADY FUSON

Special Assistant to the General Manager

Grady Fuson, former Oakland Athletics scouting director and one of the game's most respected scouts and baseball executives, returned for his second stint with the A's in 2010 as a special assistant to the general manager.

After beginning his career as an area scout with Oakland in 1982, he has now spent 31 seasons with the A's organization, including seven years as scouting director from 1995-2001.

Prior to his current stint with the Athletics, he served as vice president of scouting and player development with San Diego from 2006-09 after joining the Padres in 2005 as a special assistant to the general manager. His first stint with the A's ended in 2002, when he joined the Texas Rangers as assistant general manager, spending three seasons in charge of the Rangers scouting and player personnel.

In January of 2020, he was honored with the Legends in Scouting Award by the Professional Baseball Scouts Foundation. In 2017, Fuson was named the recipient of the 10th annual Sheldon "Chief" Bender Award, which is given by Minor League Baseball to a person with distinguished service who has been instrumental in player development. He also was named the West Coast Scout of the Year at the 2017 Baseball Winter Meetings in Orlando, which is an award voted on by scouting directors across baseball. The Scout of the Year program—which was founded in 1984 by Tony Pacheco, Jim Russo and Hugh Alexander—recognized members of the scouting community for their excellence in scouting, years of service and professionalism in the performance of the job.

After a two-year stint playing in the minor leagues, Fuson became head baseball coach at the University of Puget Sound in Washington before originally joining the A's franchise. During his tenure in Oakland, he has played a prominent role in drafting such players as Eric Chavez, Tim Hudson, Mark Mulder and Barry Zito, which provided the impetus for the franchise to feature five playoff teams over a seven-year period from 2000-06.



STEVE SHARPE

Special Assistant to Scouting and International Operations

Steve Sharpe enters his third season as Special Assistant to Scouting and International Operations after spending the previous two seasons as special assistant to professional and international scouting for the Athletics. Sharpe was selected by the A's in the 11th round of the 2004 First-Year Player Draft out of the University of Central Missouri. After spending seven



seasons playing in the A's system, Sharpe was hired by Oakland as a professional scout. He served as a pro scout for seven years which included a stint in the international department in 2015.

He assists in all aspects of the international player acquisition process, from maintaining contacts with foreign baseball entities to the negotiation of international player contracts. Domestically he is involved in the scouting and recommendation of both professional and amateur players.

Sharpe resides in Winchester, Va., with his wife, Laurel, and their three sons, Samson, Solomon and Simon.

PAMELA PITTS

Director of Baseball Administration

Pamela Pitts enters her 41st season in the organization and 30th as director of baseball administration. Her responsibilities include managing the day-to-day business side of the baseball operations department, including governing all major and minor league staff contract administration, player records, waivers, payroll issues and transactions. She started her baseball career with the A's in November of 1981 as the minor league and public relations secretary. Pamela resides in Danville, Calif., with her husband, Dan Dunn.



DAVID JACKSON-HANEN

Research Scientist

David is entering his seventh year with the Athletics as a research scientist in baseball operations. In this role, David works on developing and maintaining a number of internal statistical and analytical systems informing player evaluation and in-game strategy.

Prior to his current role, David worked as a consulting analyst for the A's. Before working in baseball, David was in graduate school and also worked as an analyst for the hedge fund Ellington Management LLC.

David has a Ph.D in Mathematics from the Massachusetts Institute of Technology and an AB in Mathematics from Harvard University. He resides in San Francisco.



PIKE GOLDSCHMIDT

Assistant Director, Baseball Development

Pike Goldschmidt enters his sixth year with the Athletics, his first as assistant director, baseball development. He contributes across multiple areas of baseball operations, including technology and strategy implementation and contract negotiation.

Goldschmidt previously served as baseball operations analyst from 2017-19. Before Oakland, Pike worked as a baseball operations assistant for the Baltimore Orioles in 2016, following an internship with the Pittsburgh Pirates in 2015.

An East Bay native, Goldschmidt graduated from Amherst College in 2016, where he played on the Varsity Baseball team for four years. He lives in San Francisco.



BEN LOWRY

Assistant Director, Research and Analytics

Ben enters his eighth season with the Oakland Athletics and third as assistant director of research and analytics. In his current role, he oversees amateur draft analytics and provides input on potential player acquisition and transactions including trades, free agent signings, waiver claims and the Rule 5 draft. He also supports the implementation of new technologies at both the major league and minor league level and oversees the intern hiring process.

Prior to his time with the A's, Ben has worked for the Houston Astros, Trackman Baseball and KPMG. A graduate of the University of Maryland, he currently resides in San Francisco.



HALEY ALVAREZ

Assistant Director, Scouting and Baseball Operations

Haley Alvarez enters her fifth season with the A's and her third as assistant director, scouting and baseball operations, where she leads the preparation and organization of MLB's Rule 4 Draft, completes assigned domestic and international scouting coverage and assists with the signing of international prospects. In addition to her day-to-day scouting responsibilities, Alvarez explores new sports science initiatives that aid in the development of professional players, assists with free agent signings and prepares and manages the baseball operations budgets.

She joined the A's as a scouting coordinator in 2017, becoming the first woman in the A's front office to be hired as a talent evaluator. Alvarez previously served as a baseball operations assistant with the Reds, following an internship with the Red Sox in 2016. She began her MLB career as a baseball operations intern with the Athletics in 2015.

The Bay Area native attended the Branson School in Ross, Calif., and is a graduate of the University of Virginia with a Bachelor of Science in Commerce from the McIntire School. Alvarez resides in San Francisco.




GREG LEDFORD

Coordinator, Scouting and Baseball Operations

Greg Ledford enters his fifth season with the Athletics and third as coordinator, scouting and baseball operations. In this role, he's primarily focused on day-to-day operations of the scouting department, with a specific focus on preparation for the MLB Draft. Additionally, Greg assists with arbitration.

A graduate of Cal Poly San Luis Obispo, Ledford resides in San Francisco.



SAMANTHA SCHULTZ

Analyst, Pitching Development

Sam Schultz enters her third year with the Athletics as a baseball operations analyst. Her primary role is assisting the player development staff as well as minor league coaches and players with data requests and analysis, primarily on the pitching front. She also assists with major league pitching and technology.


Schultz previously worked for the San Diego Padres as part of the inaugural MLB Diversity Fellowship class. She is a graduate of Saint Mary's College of California with a degree in Astrophysics and a minor in math. Schultz lives in Walnut Creek, Calif.



ALISON CHAPOT

Executive Administrator, Baseball Operations

Alison Chapot enters her third season in the organization as executive administrator. Her responsibilities include assisting with the day-to-day activities of the baseball operations department, including entering data in eBIS and managing minor league and employee contracts. She administers the College Scholarship Program and Continued Education Plan, and also provides administrative support to the EVP and GM. Alison resides in Walnut Creek, Calif.



BEN LEWIS

Developer, Baseball Systems

Ben Lewis is entering his third season with the Athletics and third as a baseball systems developer. In his role, he oversees the import, storage and quality of data from various sources in the baseball data sphere, as well as tackling any other data or software needs the baseball operations group has. He previously completed internships with Major League Baseball and the Minnesota Wild.

He is a graduate of Macalester College and currently lives in Tempe, Ariz.



SPORTS MEDICINE STAFF

NICK PAPARESTA

Head Athletic Trainer

Nick Paparesta enters his 12th season as the Oakland A's head athletic trainer after previously serving as the Tampa Bay Rays assistant athletic trainer for three seasons.

A native of North Fort Myers, Fla., Paparesta spent five years in the Rays organization. He joined Tampa Bay in 2006 as minor league head athletic trainer and rehabilitation coordinator, overseeing all minor league athletic trainers and rehabilitation with Minor League players in that role for two seasons. He was promoted to the Major League level in 2008 and was a member of Tampa Bay's American League championship team that year.

Prior to his stint with the Rays, Paparesta worked in the Cleveland Indians organization for 11 seasons, including four years with Triple-A Buffalo. He is a graduate of Baldwin-Wallace College in Berea, Ohio, and holds certifications by the National Athletic Trainers' Association (NATA).

In 2009, Paparesta shared honors with Ron Porterfield and Paul Harker of the Tampa Bay Rays as "Major League Athletic Training Staff of the Year." He was selected by PBATS to serve as the head athletic trainer for the American League team at the 2017 Major League Baseball All-Star Game in Miami, Fla. In 2018, Paparesta shared honors with Jeff Collins and Brian Schulman of the Oakland A's as "Major League Athletic Training Staff of the Year."

He resides in, Gilbert, Ariz., with his wife, Kristel, and two children, Noah and Alaina.



JEFF COLLINS

Assistant Athletic Trainer

Jeff Collins is in his 25th season in the A's organization and his sixth as the Assistant Athletic Trainer on the major league staff. Prior to his current role, he spent 19 seasons working with A's minor leaguers, including stints at Short-Season Southern Oregon (1998-99), Single-A Visalia (2000) and Short-Season Vancouver (2004). Collins also spent 16 seasons as the A's Minor League Medical Coordinator and earned PBATS Coordinator of the Year honors in 2014 and 2016. In 2019, Collins was recognized by his peers as a member of the Oakland A's, PBATS Major League Athletic Training Staff of the Year award. Since 2011, Collins has served as an athletic trainer for the ESPN Winter X Games. In his spare time he enjoys fitness, snowboarding and spending time with his family. He holds a degree in Athletic Training from Southern Illinois University and received his masters in Health, Wellness and Exercise Science at the University of Nevada. He is a certified member of the National Athletic Trainers' Association (NATA) and is a Licensed Athletic Trainer in the state of Arizona. Collins makes his off-season home in Illinois with his wife, Renea.



BRIAN SCHULMAN

Assistant Athletic Trainer

Brian Schulman enters his 12th season as an assistant athletic trainer with the A's and currently sits on the PBATS electronic medical records committee. In 2019 Schulman shared honors with Nick Paparesta and Jeff Collins as the Major League Athletic Training Staff of the Year award presented by PBATS. He was also one of the recipients of the 2012 PBATS President's Distinguished Service award for his work on Electronic Medical Records. Previously he was an assistant athletic trainer at the University of California, Berkeley, from 2004-08 before being promoted to rehabilitation coordinator from 2008-10. He also served previous internships with the San Francisco 49ers in 2003-04 and the Los Angeles Dodgers in 2000, as well as being a graduate assistant trainer at Fresno State in 2001-03. He is a certified strength and conditioning coach (CSCS) from the NSCA and holds a bachelor's degree in political science from UC Santa Barbara (2001) and a master's in kinesiology from Fresno State (2003). He resides in San Ramon, Calif., with his wife, Megan, and their two sons, Luke and Gavin.



JOSH CUFFE

Sport Performance Coach


Josh Cuffe enters his 11th season with the Athletics organization, his sixth as sport performance coach on the major league staff after spending the previous five seasons as the minor league strength and conditioning coordinator. He began his career in the Houston Astros organization and spent two seasons as strength coach at Salem (2005-06) before spending five seasons in the Arizona Diamondbacks farm system, where he was strength coach at South Bend (2007), Visalia (2008), Mobile (2009) and Reno (2010-11). Cuffe is a certified strength and conditioning coach (CSCS), registered strength and conditioning coach (RSCC) and corrective exercise specialist (CES) and holds a bachelor's degree in exercise science from Dakota State University. He resides in Chandler, Ariz., with his wife, Kindra, their daughter, Olive, and son, Lincoln.



STEVEN CANDELARIA

Sport Performance Coach

Steven Candelaria is entering his second season with the Athletics organization as a sport performance coach on the major league staff after spending the previous seven seasons in the Arizona Diamondbacks organization, making stops with the Arizona League (2014), Short-Season Missoula (2015), High-A Visalia (2016) and Triple-A Reno (2017-2020). He earned a B.S. in Human Performance and Exercise Science in 2012 and played baseball collegiately at Corban University in Salem, Ore. Steven currently resides in Las Vegas, Nev.



OZZIE LYLES

Major League Massage Therapist

Ozzie Lyles enters his 15th season as the Oakland A's team massage therapist. He previously worked several years with many professional athletes, while also studying and practicing sport and medical massage since 1992. He was employed at Oakbay Chiropractic in Oakland (1990-2009), and worked under the Oakland Raiders team orthopedic surgeon, Dr. Warren Strudwick (2004-09), and Dr. Steve Isono, the Olympic track and field orthopedic physician, in Emeryville. The Oakland, Calif., native also worked at Club One in Oakland.



MEDICAL CONSULTANTS



Allan Pont, M.D.
Head Team Physician



Grant Wang, M.D.
Team Physician



Will Workman, M.D.
Chief Team Orthopedist



Fred Dicke, M.D.
Arizona Team Physician



Douglas Freedberg, M.D.
Arizona Team Orthopedist

CLUBHOUSE AND STAFF

MICKY MORABITO

Director of Team Travel

Mickey Morabito enters his 43rd season as the Athletics director of team travel. He is responsible for arranging the transportation and accommodations of the team during Spring Training and the regular season. He has the second-longest tenure among active Major League traveling secretaries. Morabito's career in professional baseball spans four decades, dating back to 1970 when he served as a batboy for the New York Yankees. He worked in the Yankees public relations department for seven seasons, working as an assistant from 1974-76 before taking over the director's duties in 1977. While with the Yankees, he managed the club's media relations efforts during the club's back-to-back World Championship seasons of 1977 and '78. Morabito joined the Athletics organization in the spring of 1980, handling dual roles as the club's director of public relations and traveling secretary. During his long career, he has been a part of six World Series teams, three with the A's and three with the Yankees. A native of Brooklyn, NY, Morabito attended Lafayette High School in Brooklyn and later earned his bachelor of arts degree in physical education from Hunter College in New York City. A fan of Frank Sinatra, Dean Martin, fine dining and hockey, Mickey makes his home in Alameda and Manhattan Beach with his wife, Barbara.



MATT WEISS

Director, Clubhouse and Equipment Operations

Matt Weiss enters his 28th season in the A's organization and his first as Director of Clubhouse and Equipment Operations. In his new role, Weiss will oversee all day-to-day operations of the home clubhouse at the Oakland Coliseum and Hohokam Stadium. He is just the fourth person to run the home clubhouse in Oakland A's history. Weiss has spent the last 17 years serving as umpire & clubhouse assistant after spending 10 years in the role of bat boy & clubhouse assistant. A Bay Area native, Weiss attended Moreau High School in Hayward and graduated from Cal State Hayward with a degree in recreation. Matt and his wife Susie have two children, Jack and Molly.



MIKE THALBLUM

Visiting Clubhouse Manager

The 2022 season marks Mike Thalblum's 42nd season in the A's organization and his 29th as the visiting clubhouse manager. He began his baseball career when he was 13 years old, serving as a clubhouse assistant in the team's spring training clubhouse in Phoenix. In 1985, Thalblum relocated to Oakland to work in the visiting clubhouse with Steve Vucinich and then in 1992, moved across the hall to the home side where he worked with the late Frank Ciencszyk



for two seasons. In 1994, he assumed his current position as the visiting clubhouse manager. A native of Scottsdale, Ariz., Mikey and his wife, Janine, make their home in Dublin, Calif., with their sons, Stewart Robert, who is named after former A's pitchers Dave Stewart and Bob Welch, and Jonathan David.

BRIAN DAVIS

Manager, Clubhouse and Equipment Operations

Brian Davis, who first joined the Oakland A's as a batboy in 1991, is entering his 32nd season with the club and his first as manager of clubhouse operations after spending 27 seasons as the club's assistant equipment manager. He is responsible for assisting in the day-to-day operation of the clubhouse, ranging from all equipment needs and meal planning, to occasionally traveling with the team on road trips. A native of Newark, Calif., Davis is a graduate of Placer High School in Auburn, Calif., and later attended both Chico State and Cal State Hayward. He is married and lives with his wife, Pam, and their two children—son, Owen, and daughter, Sophia—in Goodyear, Ariz.



STEVE VUCINICH

Equipment Manager

A fixture in the A's organization ever since the club moved to Oakland in 1968, Steve Vucinich announced his retirement in 2021 after 28 seasons as the club's equipment manager, preceded by serving as the visiting clubhouse manager from 1974-93. 2021 was his 54th season with the Athletics. He will stay to oversee spring training clubhouse operations in 2022 before officially calling it a career.

An Oakland native, Vucinich joined the A's organization as a ball boy in 1968 when the franchise relocated from Kansas City. From 1969-73, he served as an assistant in the home clubhouse before being named visiting clubhouse manager in 1974. Vucinich is a past president of the Major League Baseball Equipment Manager's Association and currently serves on the MLBMA's board of directors. He is also a past member of the advisory committee for Major League Baseball Properties. Vucinich graduated from St. Joseph's High School in Alameda and Chabot College in Hayward.

In 2021, it was announced Vucinich will be inducted into the Athletics Hall of Fame and that the home clubhouse will be named in his honor.


Commonly referred to as the A's historian, he makes his home in Scottsdale with his wife, Valerie, and daughter, Kayla, who is a graduate of Gonzaga University.



CLAY WOOD

Head Groundskeeper

The 2022 season marks Clay Wood's 28th season as the head groundskeeper of the Oakland Coliseum and his 33rd in the Athletics organization. Under his direction, the Coliseum's playing surface is considered by players to be among the best in the Major Leagues and was the last active baseball/football facility. Clay joined the A's organization in May of 1989 as part of the club's spring training field maintenance team. A native of Fort Worth, Tex., Wood earned his bachelor of science degree in marketing from Arizona State University. Woody and his wife, Lisa, make their home in Danville, Calif., with their son, Tyler, and daughter, Katie.



ADAM RHODEN

Video Coordinator

Adam Rhoden begins his 29th season with the Oakland A's organization and 19th as the team's video coordinator. As a senior in high school, Rhoden first joined the team as an attendant in the home clubhouse. He served in that capacity from 1994-97 before moving to the visiting clubhouse as the main assistant and umpire attendant until 2003. During that time, he also assisted inside the A's player video room, eventually being promoted to his current position in 2004. As the A's video coordinator, Rhoden provides daily advance and video reports to Oakland's players and coaching staff and also travels full-time with the team. In addition to working for the Oakland A's, Adam served as the Golden State Warriors' assistant equipment manager from 1998-2002. A Bay Area native who grew up in Suisun, Rhoden attended UC Davis where he received a bachelor's degree in economics. He currently resides in San Ramon, Calif.



BUSINESS OPERATIONS

CATHERINE AKER

Vice President, Marketing, Communications and Community

Catherine Aker is in her seventh season with the Oakland A's. She oversees marketing, broadcasting, communications, content, and community engagement, along with the Oakland A's Community Fund, which serves as the Club's charitable arm.

In 2017, Aker became just the second female vice president for the Club and first in nearly 30 years. She began her career with the Arizona Diamondbacks in 2001 and quickly rose to become Director of Corporate Communications. After nearly 10 seasons with the D-backs, she took a short hiatus from baseball to start a family before founding her own consulting firm and nonprofit organization.

Aker formed the Women of the A's, which provides networking opportunities along with professional and leadership development for the team's female staff. She serves on the Board of Directors for the Women's Sports Foundation and Make-A-Wish Greater Bay Area. She was awarded the 2017 Oakland Digital's Community Leader, the 2018 Emerging Leader for East Bay Women in Business, and was named as one of the 2019 Most Influential Women in Bay Area Business by the San Francisco Business Times. Aker was also a member of the 2018 class of 40 Under 40 for the San Francisco Business Times and Diablo Magazine.

Aker holds a B.A. in Fine Arts and a M.B.A. from the University of Arizona. She resides in Orinda, Calif., with her husband and two children.



MIGUEL DUARTE

Chief of Staff

Miguel Duarte was hired as chief of staff on December 1, 2016. He is entering his sixth season with the Athletics.

In his role, Duarte oversees the Office of the President arm within the organization. He supports Club President Dave Kaval in heading the day-to-day business operations including the club's real estate, government affairs and investor relations teams.

Duarte spearheaded the move of the Athletics business operations to a 40,000 square-foot, third floor space on Oakland's waterfront at Jack London Square. The move centralized the club in the community it serves while also offering first-class amenities for the staff. The office features a uniquely designed memorabilia hall, state-of-the-art gym and a batting cage. In 2019, he also collaborated with project stakeholders to create critical roadmaps leading to the Alameda County Board of Supervisors vote to sell its share of the 112-acre Oakland-Alameda County Coliseum site. Prior to the 2021 season, Duarte was tasked to lead the concessions business ahead of



the return of fans to the Coliseum. He currently sits on the Board of Directors at The Unity Council and the Bay Area Sports Hall of Fame (BASHOF).

Prior to joining the Athletics, Duarte spent seven seasons with the San Jose Earthquakes of Major League Soccer. He originally joined the Quakes as a Fan Relations Specialist. He led the team in renewal percentage in 2013, earning the club the Commissioner's Award given to the team with the highest retention rate in MLS. Promoted to executive assistant and board liaison in 2013, Duarte exclusively worked under Kaval in the building of Avaya Stadium, a privately financed soccer specific venue near San Jose Mineta International Airport. Avaya Stadium opened to rave reviews and has hosted numerous matches with noteworthy clubs, including the 2016 MLS All-Star Game and friendlies featuring the US Men's & Women's National Teams.

Duarte holds a B.A. in Broadcast Communications from San Francisco State University. He also served as the Earthquakes online reporter and in-stadium video host during his tenure in San Jose. A native of San Francisco, Duarte currently resides with his wife and two daughters in Walnut Creek, Calif.

D'LONRA ELLIS

Chief Legal Officer

D'Lonra Ellis serves as Chief Legal Officer for the Oakland Athletics. She previously served as the A's Vice President and General Counsel from 2019-21 and as its Assistant General Counsel from 2017-18, and has held similar roles for the San Jose Earthquakes.

In her role with the A's, she manages the team's day-to-day legal matters, including its corporate governance, labor and employment, intellectual property, commercial transactions and litigation matters. She also oversees all legal aspects of the A's real estate acquisition, entitlement and development efforts. The people operations and technology departments report to her as well.

Prior to joining the Club, Ellis was the general counsel of Aspire Public Schools, a nonprofit charter management organization that serves over fifteen thousand students throughout California. She has additional experience as a director and senior corporate counsel in the intellectual property, marketing, and advertising group at Gap, Inc.; and as an associate in the litigation practice of Howard Rice Nemerovski Canady Falk and Rabkin (now Arnold & Porter).

Ellis is an Adjunct Professor at UC Hastings College of Law, where she teaches sports law and the corporate counsel externship program. She sits on the board of directors of Bay Area Legal Aid, which provides legal services to low-income residents in seven Bay Area counties; the board of directors of KIPP Northern California Public Schools, which serves over six thousand students in seven Northern California cities, including Oakland; and the board of directors of Seven Stories Institute, which runs a nonprofit bookstore collective in the Washington Heights neighborhood of New York City. She is a member of the Alameda County Bar Association and Golden Gate Chapter of Lambda Alpha International. She received her BA in Architecture, Preservation, and Planning from Columbia University and her JD from Stanford Law School. A lifelong A's fan, Ellis is from Richmond, Calif., and attended Bishop O'Dowd High School in Oakland.



STEVE FANELLI

Vice President, Sales and Business Operations

Steve Fanelli is entering his third consecutive season with the A's, overseeing ticket sales and operations, ticket services, business analytics and corporate partnerships, while keeping a focus on the continued enhancement of the overall fan experience. Steve also oversees business operations for Hohokam stadium for Spring Training in Mesa, Ariz.

An accomplished industry executive with a proven track record, Fanelli previously spent 20 years with the A's in various business operations and development roles, most recently as vice president of sales and services in 2017. Between his two stints with the A's, he spent two seasons with the San Francisco Giants as vice president of ticket strategy and operations (2018-19).

In his two-decade career in baseball, he has consistently been at the forefront of many industry-changing initiatives, including digital ticketing, dynamic pricing, premium product development and subscription-model ticketing. Working closely with Major League Baseball, Fanelli cur-



rently maintains a strong focus on growing the game on both the local and league level, through product development, staffing optimization, digital adoption and business strategy.

Fanelli is a founding member of the Bay Area Professional Ticketing Association (BAPTA) and a current International Ticketing Association (INTIX) committee member. He is also active with the Sports Technology Awards, serving as a judge for the leading global celebration of technology led innovation across the international sports sector. A graduate of the University of Kansas with a Bachelor of Arts in Communications Studies, Fanelli serves on the KU Sport Management Board of Directors and is also currently serving a term as a KU Sport Management Mentor. He currently resides in San Ramon, Calif., with his wife, Amanda, and two sons.

DAVID RINETTI

Vice President, Stadium Operations

David Rinetti enters his 41st season with the A's organization and his 21st as vice president, stadium operations.

In his current position, Rinetti coordinates event management, oversees all game day employees, including ushers, security officers, ticket takers, parking attendants and grounds crew, and assists in all construction-related issues at the Oakland Coliseum. He is also the team's liaison with local law enforcement agencies and Major League Baseball's security department.

The 57-year-old Rinetti began his career with the A's in 1981, serving as stadium operations assistant, where he organized in-stadium promotions and giveaways. From 1987-93, he managed game day operations and maintenance of the A's luxury suites. In 1994, he was promoted to director of stadium operations and was elevated to vice president in March of 2000.

Rinetti also worked with Major League Baseball's security department at the 1995, 1998, 2007, 2010, 2012 and 2015 World Series, in addition to the 1998, 2002, 2007 and 2011 All-Star Games. He is a member of the Major League Baseball Stadium Operations Advisory Committee.

A 1986 graduate of California State University, Hayward with a degree in business administration, Rinetti served as the A's chief liaison during the filming of the movie Moneyball at the Coliseum in 2010.



TAJ TASHOMBE

Vice President, Government Affairs

Taj Tashombe enters his sixth season with the A's organization and fifth as the club's vice president of government affairs. In his current role, he oversees political, business and community engagement for the team's ballpark effort.

He originally joined the club in January 2017 as director of external affairs. Prior to joining the A's, he spent 15 years as a branding executive, producing strategic media and experiential partnerships with major networks and Fortune 100 brands, as well as leading sports and entertainment portfolios in conjunction with the NBA on TNT, NFL Sunday Night Football and MLB Network.

His leadership experience includes stints with Toyota, Hilton Hotels, Hyundai and his own consultancy Canyon Oaks, where he was a strategic advisor to Participant Media, Los Angeles World Airports (LAX) and Southern California Edison. He also worked as a special assistant to the Office of Congresswoman Barbara Lee and the director of communications for the Port of Oakland.

Taj serves on several local business and community organization boards including the East Bay Economic Development Alliance, East Bay Regional Parks District Foundation, Jack London Improvement District, Make-A-Wish Greater Bay Area, Multiplying Good Bay Area, National Museum of African American History and Culture in Washington D.C., Oakland African American Chamber of Commerce, Positive Coaching Alliance and Visit Oakland. Taj is also an avid musician and creative artist with an album in the works.

An Oakland native who once worked as an A's intern, Tashombe holds a bachelor's degree in business administration with a concentration in marketing from Clark Atlanta University. In addition, Taj is a Fellow at the UC Berkeley Institute of Transportation Studies. He currently resides in San Ramon, Calif., with his wife, Morgan, and daughters, Isley and Lennox.



FRONT OFFICE STAFF



Steve Abney
Area Scout



Mark Adair
Midwest Supervisor



David Adame
Director of Ticket
Operations



Javier Agelvis
Mexico Scout



Anthony Aliotti
Area Scout



John Anki
Director of
Accounting



Neil Avent
Area Scout



Elisabeth Aydelotte
Senior Manager,
Guest Services



Shooty Babitt
Professional Scout



Yendri Bachelor
Dominican Republic
Scout



Keith Barnard
Ticket Operations
Representative



Mark Bashuk
Senior Director of
Business Analytics



Giancarlo Bautista
Guest Services
Assistant



Leonel Bejarám-Specht
Coordinator of Educational
and Cultural Programs



Caroline Bernardi
Manager, Business
Analytics



Dan Breeten
Australia Scout



Jeff Bittiger
Professional Scout



Chris Botsoe
Area Scout



Ross Bowen
Director,
Project Finance



Grant Brittain
Professional Scout



Armann Brown
Midwest Supervisor



Lisa Bullard
Director of
Marketing



Fletcher Byrd
Area Scout



Anton Calvin
Senior Account
Executive



Whitney Campbell
Manager, Community
Engagement



Madison Campos
Social Media
Manager



Ashley Carillo
Sr. Account Executive,
Ticket Sales



Wilkin Castillo
Bullpen Catcher



Michael Clavin
Assistant Manager, Clubhouse
& Equipment Operations



Lauren Cracraft-Capenhurst
Manager, People Operations
Business Partner, Total Rewards



Jim Coffman
Area Scout



Dave Cramer
Lead IT Support
Administrator




Erika Cruz
Manager, Partnership
Marketing



Rose Dancil
Senior Manager,
Payroll



Dash Davidson
Director, Special
Projects




Dom DeAnda
Member Services
Representative



Juan Carlos De La Cruz
Dominican Republic
Scout



Sean Dobbyn
Account Executive,
Ticket Sales



Niko Domingo
Premium Services
Manager



David Don
Senior Director, Engineering
& Multimedia Services



Randy Duran
Senior Manager of
Stadium Services




Cody Elias
Multimedia
Producer



Kyle Ellington
Director of Diversity,
Inclusion & Belongin



Michael Espinoza
IT Support
Administrator



Angel Eusebio
Dominican Republic
Scout



Rhean Fajardo
Associate General
Counsel



Erik Farrell
Manager of
Authentication



Tripp Faulk
Area Scout



Josh Feinberg
Senior Director,
Ticket Sales



Mariah Fitzpatrick
Manager,
Membership Services



Julio Franco
Area Scout



Dan Freed
Professional Scout



Andri Garcia
Venezuela Scout



Kevin Garcia
Venezuela Scout



Oswaldo Garcia
Colombia Scout



Stephanie Gaywood
Director, Community
Engagement & Community Fund



Erica George
Director of Communications
and Content




James Gibson
Senior Facility
Manager, Arizona



Kai Glass
Executive Assistant



Fallan Groth
Coordinator of
Project Activation



Kyle Grozen
Coordinator, Youth Baseball
and Softball Programs



Allie Guido
Ticket Operations
Manager



Melissa Guzman
Senior Coordinator, Alumni
and Family Relations



Alex Haas
Assistant, Arizona
Clubhouse Operations



Sarah Halsey
Stadium Operations
Scheduler



Scott Hatteberg
Special Assistant to
Baseball Operations



Carlos Hidalgo
Accounts Payable
Coordinator



Matt Higginson
Area Scout



Adam Hislop
Taiwan Scout/
Coordinator, Pacific Rim



Grace Howard
Project Coordinator



Dustin Hughes
Bulpen Catcher



John Hughes
Master Pitching
Scout



Olivia Hummer
Baseball Communications
Manager



Kasey Jarcik
Senior Director of
Finance



Jody Johnson
Director of Information
Technology



Sarah Kalin
People Operations Business
Partner, Stadium Operations



Kit Karutz
Senior Video
Producer



Charlie Kenneweg
Ballpark Entertainment
Production Coordinator



Ty Ketterling
Coordinator, Arizona
Clubhouse Operations



Scott Kidd
West Coast
Supervisor



Lewis Kim
South Korea Scout



Greg Korn
Baseball Communications
Coordinator



Jonathan Labastida
Manager, Partnership
Marketing



Paul La Veau
Senior Director of
Stadium Operations



Kristy Ledbetter
Senior Manager of
Stadium Operations Events



Derek Lee
Area Scout



Mark Ling
Director, Baseball
Communications



Gavin Lituchy
Member Services
Representative



D'Aulaire Louwerse
Coordinating Producer,
Broadcasting



Kevin Lowe
Senior Systems
Administrator



Colette Lucas-Conwell
Senior Coordinator,
Operations



Wilfredo Magallanes
Dominican Republic
Scout



Justin Marshall
Senior Manager,
Productions



Thomas Miller
Manager, Minor League Equipment
& Clubhouse Operations



Nicole Morgan
Director of Concessions
and Merchandise



Nancy Moriuchi
Manager, Minor
League Operations



Juan Mosquera
Latin American
Scouting Supervisor



Danna Mouat
Senior Accountant



Kelcey Mucker
Area Scout



Matt Mussoni
Ticket Sales
Representative



Beau Muster
CRM & Sales Analyst



Parker Newton
Senior Account Executive,
Business Development



Graham Nolan
Coordinator,
Partnership Marketing



Argenis Paez
Venezuela Scout



Detra Paige
Director, Alumni and
Family Relations



Naima Peterson
GL Accountant




Desiree Powers
Senior Payroll
Specialist



Parker Preston
Marketing
Coordinator



Joe Pun
Director, Spring Training
Business Operations




Tito Quintero
Colombia Scout



Andrea Ramsey
Offices Services
Coordinator



Austin Redman
Senior Manager,
Ticket Solutions



Xavier Rentz
Account Executive,
Membership Services



Amaury Reyes
Dominican Republic
Scout



Greg Rieber
Senior Director of
Corporate Partnerships



Analisa Robles
Stadium Operations
Systems Assistant



Mari Rodriguez
People Operations Business
Partner & Benefits Specialist



Sean Rooney
Assistant Director
of Scout



Noah Rosen
Senior Manager,
Project Development



Marc Sauer
East Coast
Supervisor



Trevor Schaffer
Area Scout



Amelia Schimmel
Public Address
Announcer



Taylor Schmid
Minor League
Video Assistant



Will Schock
Professional Scout



Adam Scoggan
Director of People
Operations & Talent



Mike Selleck
Baseball Information
Manager



Matt Seu
Senior Manager,
Ticket Sales



Jason Silva
Stadium Operations
Systems Manager



Rich Sparks
Area Scout



Jemel Spearman
Area Scout



Anyé Spivey
Director, Real Estate



Steve Springer
Professional Scout



Troy Stewart
Area Scout



Stomper
Mascot



Tom Thomas
Professional Scout



Kelvin Todd
Senior Coordinator of
Educational & Cultural Programs



Toshiyuki Tomizuka
Japan Scout



Jose Torres (Barradas)
Venezuela Scout



Robert Towne
Guest Services
Coordinator



Oswaldo Troconis
Venezuela Scout



Dillon Tung
Area Scout



Kara Tsuboi
In-Game Host



Adam Tyhurst
Controller



Jeff Urlaub
Area Scout



Matt Van Norton
Senior Manager,
Stadium Operations



Ron Vaughn
Area Scout




Luis Victoria
Minor League
Operations Coordinator



Yen Po Wang
Minor League
Interpreter



Matt Wannemuehler
Stadium Operations
Coordinator



Curtis Wigginton
Executive Assistant
and Board Liaison



Sam Worden
Senior Director, Land
Development



Chad Yaconetti
Clubhouse Staff &
Umpires Attendant



Leo Yang
Senior Real Estate
Analyst



Michael Zagaris
Team Photographer



Josh Ziegenbusch
Senior Director,
Service & Retention



Mike Ziegler
Professional Scout

ATHLETICS VIRTUAL PRESS BOX

The Oakland A's Virtual Press Box includes game notes, statistics, interview archives, news links, lineups, minor league reports, press releases, rosters, post game notes and more. The site also features information from the visiting team for all home games.

The A's virtual press box also includes the Oakland A's Media Guide, which is updated with bios for any players acquired following the start of Spring Training. The digital guide features bookmarks, which will take you to any page in the guide, as well as links to updated statistics and player social media accounts

You can visit the A's Virtual Press Box at <http://pressbox.athletics.com> or by scanning the QR code on the right.





In 2021, Sean Murphy became the first Oakland A's catcher to win a Gold Glove, while Matt Chapman won his third as a third baseman.



2022 ATHLETICS



MANAGER

Mark Steven Kotsay

Named as A's manager, December 21, 2021

Birthdate: December 2, 1975

Birthplace/Resides: Whittier, California / Rancho Sante Fe, California

Contract Status: Signed through 2024 with a club option for 2025

Mark Kotsay begins his first season as manager of the Oakland A's in 2022 after signing a three-year contract through the 2024 season with a club option for 2025 on Dec. 21, 2021. He becomes just the sixth person to manage the A's over the last 36 years, joining Tony La Russa (1986-95), Art Howe (1996-2002), Ken Macha (2003-06), Bob Geren (2007-11) and Bob Melvin (2011-21). Kotsay is the 19th manager in Oakland history and the 31st in Athletics history.

Prior to being named Manager, Kotsay spent six seasons on the A's coaching staff. He joined the club as bench coach in 2016 and filled that role until taking a leave of absence June 19, 2017. Kotsay served as the A's quality control coach from 2018-20 and moved into the third base coaching box for the 2021 season. He made his professional coaching debut as the San Diego Padres hitting coach in 2015. Kotsay joins Jeff Newman, who was interim manager in 1986 between Jackie Moore and Tony La Russa, as the only managers in Oakland history with no previous managerial experience.

Kotsay played 17 seasons in the Major Leagues from 1997-2013, including a four-year stint with Oakland from 2004-07. He was acquired from San Diego following the 2003 season for Ramon Hernandez and Terrence Long and went on to hit .282 in 472 games with the A's. Kotsay batted a career-high .313 in 2004 and tallied a career-high 82 RBI in 2005 while belting 15 home runs in each season. He was a member of the A's American League West champions in 2006 and sparked Oakland to its first ALCS appearance in 14 years with an inside-the-park home run in Game 2 of the ALDS at Minnesota. Kotsay joins La Russa and Newman as the only people to both play for and manage the Oakland A's.

A former outfielder, Kotsay batted .276 with 127 home runs and 720 RBI in 1,914 games during his career, which also included stops in Florida (1997-2000), San Diego (2001-03, 12-13), Atlanta (2008), Boston (2008-09), Chicago-AL (2009-10) and Milwaukee (2011). He made his ML debut with Florida in his second professional season in 1997 and appeared in a career-high 154 games in his rookie season of 1998. After batting .298 in 2000, he was traded to San Diego five days prior to Opening Day in 2001. He hit .292 with a career-high 17 home runs in 2002. Following his stay with Oakland, Kotsay returned to the LCS in 2008 with Boston and 2011 with Milwaukee. He concluded his playing career with San Diego in 2012 and 2013.

Kotsay retired following the 2013 season and spent 2014 in the Padres front office as a special assistant to the general manager and baseball operations. In that role, he was involved in all aspects of the club's baseball operations.

A graduate of Sante Fe (Calif.) High School, Kotsay attended Cal State Fullerton, where he led the Titans to the College World Series Championship in 1995. He was the winner of the Golden Spikes Award, was named Collegiate Player of the Year that year and hit .404 in his collegiate career. Kotsay was the Marlins first round pick and the ninth selection overall in the 1996 draft and also played for the United States in the 1996 Olympics.

Kotsay is married, Jamie, and has three children, Grace, Sienna and Trey. He resides in Rancho Santa Fe, Calif., during the offseason.

MAJOR LEAGUE RECORD

	AVG.	G	AB	R	H	2B	3B	HR	RBI	SH	SF	HP	BB	SO	SB	CS	OBP	SLG	E
TOTALS	.276	1914	6464	790	1784	353	48	127	720	30	48	13	554	757	98	64	.332	.404	49

ATHLETICS MANAGERS

Manager	Years	W	L	Pct.	Notes
Connie Mack	1901-50	3582	3814	.484	9 AL Pennants, 5 World Championships
Earle Mack	1937-39	45	77	.369	
Jimmie Dykes	1951-53	208	254	.450	
Eddie Joost	1954	51	103	.331	
Lou Boudreau	1955-57	151	260	.367	
Harry Craft	1957-59	162	196	.453	
Bob Elliot	1960	58	96	.377	
Joe Gordon	1961	26	33	.441	
Hank Bauer	1961-62, 69	187	226	.453	
Ed Lopat	1963-64	90	124	.421	
Mel McGaha	1964-65	45	91	.331	
Haywood Sullivan	1965	54	82	.397	
Alvin Dark	1966-67, 74-75	314	291	.519	2 AL West Titles, 1 AL Pennant, 1 World Championship
Luke Appling	1967	10	30	.250	
Bob Kennedy	1968	82	80	.506	
John McNamara	1969-70	97	78	.554	
Dick Williams	1971-73	288	190	.603	3 AL West Titles, 2 AL Pennants, 2 World Championships
Chuck Tanner	1976	87	74	.540	
Jack McKeon	1977-78	71	105	.403	Started 1977 season, finished 1978
Bobby Winkles	1977-78	61	86	.415	Finished 1977 season, started 1978
Jim Marshall	1979	54	108	.333	
Billy Martin	1980-82	215	218	.497	1 AL West Title
Steve Boros	1983-84	94	112	.456	
Jackie Moore	1984-86	163	190	.462	
Jeff Newman	1986	2	8	.200	Interim Manager
Tony La Russa	1986-1995	798	673	.542	4 AL West Titles, 3 AL Pennants, 1 World Championship
Art Howe	1996-2002	600	533	.530	2 AL West Titles, 1 AL Wild Card
Ken Macha	2003-06	368	280	.568	2 AL West Titles
Bob Geren	2007-11	334	376	.470	
Bob Melvin	2011-21	853	764	.528	3 AL West Titles, 3 AL Wild Cards

MIKE ALDRETE

18

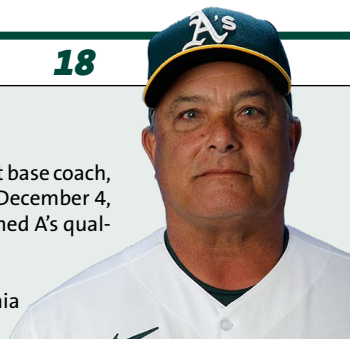
QUALITY CONTROL COACH

Michael Peter Aldrete

Named A's bench coach, October 27, 2014; named A's first base coach, November 12, 2015; named A's assistant hitting coach, December 4, 2017; named A's first base coach, October 31, 2019; named A's quality control coach, January 14, 2022

Birthdate: January 29, 1961

Birthplace/Resides: Carmel, California / Salinas, California



Mike Aldrete returns for his eighth season on the A's coaching staff, his first as the quality control coach. He originally joined the A's as bench coach in 2015, spent two seasons as the A's first base and outfield coach from 2016-17, was assistant hitting coach in 2018-19 and first base coach from 2020-21. The 2022 season will mark his 18th on a Major League coaching staff.

He began his coaching career in 2001 as hitting coach for Yakima in the Diamondbacks minor league system. He was promoted to manager of Yakima the following season and then managed Arizona's High Class A club in Lancaster in 2003. His first coaching opportunity in the majors came in 2004 when he was named first base coach on Bob Melvin's staff in Seattle. He moved to Arizona the following year when Melvin was named manager of the Diamondbacks, serving as hitting coach there for two seasons.

Tony La Russa, whom Aldrete had played for in Oakland, hired him as assistant hitting coach with St. Louis in 2008. After four seasons in that position, including with the 2011 Cardinals team that was crowned World Series champions, he was promoted to bench coach in 2012 when Mike

Matheny replaced the retiring La Russa as manager. During his three-year stint as bench coach, the Cardinals advanced to the World Series in 2013 and to the National League Championship Series in both 2012 and 2014.

Born in Carmel, Calif., and a graduate of Monterey High School and Stanford University, the former first baseman/outfielder played for seven different teams during his 10-year Major League career, including both the San Francisco Giants (1986-88) and the Oakland A's (1993-95). A .263 lifetime hitter in 930 games, Aldrete also played for Montreal (1989-90), San Diego (1991), Cleveland (1991), the California Angels (1995-96) and the New York Yankees (1996).

Aldrete's finest season as a player was with the Giants in 1987, when he batted a career-high .325 on a team that lost to St. Louis in the National League Championship Series. He split his final season between California and New York in 1996, ending his career as a member of the World Series Champion Yankees.

A third team All-American his senior season at Stanford, Aldrete was chosen by San Francisco in the seventh round of the June Draft in 1983. He enjoyed a pair of trips to the College World Series with the Cardinal and was a member of the U.S. Collegiate All-Star Team that toured Japan in 1982. Aldrete graduated from Monterey (Calif.) High School, lettering in baseball, basketball and football.

Aldrete makes his off season home in Salinas, Calif., with his wife, Gina, and their three children; Michael, Blake and Nicolette. Michael (RHP) was selected by the Cardinals in the 2012 First Year Player Draft out of San Jose State (39th round).

MAJOR LEAGUE RECORD

	AVG.	G	AB	R	H	2B	3B	HR	RBI	SH	SF	HP	BB	SO	SB	CS	OBP	SLG	E
TOTALS	.263	930	2147	277	565	104	9	41	271	14	18	5	314	381	19	18	.356	.377	19

BRAD AUSMUS

16

BENCH COACH

Bradley David Ausmus

Named A's bench coach, January 14, 2022

Birthdate: April 14, 1969

Birthplace/Resides: New Haven, Connecticut / Del Mar, California



Brad Ausmus joins the A's coaching staff in 2022 as bench coach, bringing with him five years of experience as a Major League manager. He guided Detroit to a 314-332 record and one postseason appearance from 2014-17 and Los Angeles (AL) to a 72-90 record in 2019 for a 386-422 (.478) record overall.

Ausmus was named the 37th manager in Tigers history on Nov. 3, 2013. In his first year at the helm, he led the club to a 90-72 (.556) record and the American League Central title, joining Hughie Jennings (1907), Mickey Cochrane (1934) and Jim Leyland (2006) as the only managers in Tigers history to lead the club to a playoff berth as first-year managers. Detroit was swept by Baltimore in the ALDS that year and fell to 74-87 (.460) in 2015 before rebounding to an 86-75 (.534) mark in 2016. In his final season with the Tigers in 2017, the club finished last in the AL Central with a 64-98 (.395) record. Ausmus returned to the managerial ranks with the Angels in 2019 and finished with a 72-90 record in his one season at the helm.

After retiring as a player following the 2010 season, Ausmus joined the San Diego Padres as Special Assistant, Baseball Operations in 2011. He spent three seasons in that capacity before being named manager of Detroit. He also served as a Special Assistant to the General Manager with the Angels in 2018.

Ausmus managed Team Israel during the 2013 World Baseball Classic. The club won its first two games to advance to the pool finals against Spain, before losing the pool championship game 9-7 in 10 innings.

Ausmus was a .251 hitter with 80 home runs, 607 RBI and 102 stolen bases in 1,971 games during an 18-year career with San Diego (1993-96), Detroit (1996, 1999-2000), Houston (1997-98, 2001-08) and Los Angeles-NL (2009-10). The former catcher led the league in fielding five times and was a three-time Gold Glove winner with Houston in 2001, 02 and 06. He is still the Astros all-time leader in games caught (1,243). Ausmus was an All-Star in 1999 with Detroit when he had career highs in home runs (9) and RBI (54).

Originally drafted by the New York Yankees in the 47th round of the 1987 First Year Draft, Ausmus elected to alternate between attending Dartmouth and playing minor league baseball. He served as a volunteer coach and bullpen catcher at Dartmouth and graduated with an A.B. in Government. Ausmus was selected by Colorado in the 1992 expansion draft and was traded to San Diego on July 26, 1993. He made his Major League debut two days later at Chicago (NL).


Ausmus and his wife, Liz, have two daughters, Sophie and Abigail. They reside in Del Mar, Calif., during the offseason.

MAJOR LEAGUE RECORD

	AVG.	G	AB	R	H	2B	3B	HR	RBI	SH	SF	HP	BB	SO	SB	CS	OBP	SLG	E
TOTALS	.251	1971	6279	718	1579	270	34	80	607	82	37	69	634	1034	102	53	.325	.344	79

DARREN BUSH

51



THIRD BASE/RUN PREVENTION COACH

Darren James Bush

Named A's bullpen coach, October 26, 2012; named A's hitting coach, October 30, 2014; named A's third base/run prevention coach, January 14, 2022

Birthdate: January 18, 1974

Birthplace/Resides: Columbus, Ohio / Englewood, Florida

Darren Bush begins his 18th season in the A's organization in 2022, which includes two seasons as a minor league hitting coach, six seasons as a minor league manager and 10 seasons on the Major League coaching staff.

Bush joined Oakland as bullpen coach in 2013 and spent two seasons in that role before serving seven seasons as hitting coach from 2015-21. In 2019, the A's set franchise records for home runs (257) and extra base hits (572). Bush takes over as third base/run prevention coach in 2022.

Bush compiled a 462-386 (.545) record in six seasons as a manager with Single-A Stockton (2007-08), Double-A Midland (2009-10) and Triple-A Sacramento (2011-12). He guided the River Cats to back-to-back division titles with a mark of 88-56 in 2011 and 86-58 in 2012. Bush also led the RockHounds to playoff appearances in 2009 and 2010, including a Texas League Championship in 2009. He skipped Single-A Stockton to the California League Championship in his second year as a manager in 2008. Bush joined the Athletics in 2005 as hitting coach at Stockton and spent two seasons in that capacity before taking over as manager for the Ports in 2007.

Prior to joining the A's organization, Bush coached in independent leagues. He was the hitting coach and Director of Player Personnel with Yuba-Sutter of the Western League in 2002 and then spent two seasons as a manager in the Northeast League with Berkshire (41-51 in 2003) and Quebec (58-34 in 2004).

A former outfielder, Bush began his playing career with three seasons in the independent Frontier League. He played for Zanesville in 1996 and Springfield in 1997-98, hitting .302 with 26 home runs and 133 RBI in 224 games. Bush signed with the San Diego Padres organization Dec.

MOST YEARS ON OAKLAND A'S COACHING STAFF

- 13 Curt Young (2004-10, 12-17)
- 13 Ron Washington (1996-2006, 2015-16)
- 12 Brad Fischer (1996-2007)
- 12 Dave McKay (1984-95)
- 10* Darren Bush (2013-present)**
- 10 Dave Duncan (1986-95)
- 9 Tye Waller (2007-15)
- 9 Rene Lachemann (1987-92, 2005-07)

*includes 2022

24, 1998, and hit .259 with 16 home runs and 114 RBI in 231 games in two seasons at Single-A Rancho Cucamonga (1999-2000) and one year at Single-A Clearwater (2001) in the Phillies farm system. He also played one game for Triple-A Las Vegas in 2000 and went 2-for-4. He concluded his playing career by hitting .417 in seven games for Yuba-Sutter of the Western League in 2002. Bush had a .284 average in 456 games overall.

Bush attended Dunedin High School and Valdosta State University. He resides in Englewood, Fla., during the offseason. Bush is married, Rebecca, and has two children, Wyatt and Maggie.

MINOR LEAGUE RECORD

	AVG.	G	AB	R	H	2B	3B	HR	RBI	SH	SF	HP	BB	SO	SB	CS	OBP	SLG	E
TOTALS	.283	456	1536	252	434	85	12	42	248	10	14	12	225	256	35	26	.375	.436	26

CHRIS CRON

41



ASSISTANT HITTING COACH

Christopher John Cron

Named A's assistant hitting coach, January 14, 2022

Birthdate: March 31, 1964

Birthplace/Resides: Albuquerque, New Mexico / Ahwatukee, Arizona

Chris Cron was named the A's assistant hitting coach on Jan. 14, 2022 for his first Major League coaching assignment after 27 seasons in the minors as a manager, hitting coordinator and field coordinator in the Chicago White Sox, Colorado Rockies, Detroit Tigers and Arizona Diamondbacks organizations.

Cron comes to the A's from Arizona where he served as minor league field coordinator in 2021. He joined the Diamondbacks in 2014 as minor league hitting coordinator and spent five seasons in that role before being named manager of Triple-A Reno in 2019. He guided the Aces to a 66-74 record that year and was slated to return as manager in 2020 before the minor league season was cancelled due to the pandemic.

Cron is a two-time Manager of the Year, earning the honors with Single-A Winston-Salem in the Carolina League in 1998 and Rookie Great Falls in the Pioneer League in 2010. He guided his clubs to eight playoff appearances (1997-98, 2005, 07-10, 13), including a Pioneer League Championship in 2007.

Cron began his minor league managerial career in 1995 at Rookie Bristol in the Chicago White Sox organization and also had stops at Single-A Hickory (1996-97) and Winston-Salem (1998) and Double-A Birmingham (1999). He spent the three seasons as manager at Triple-A Colorado Springs from 2000-02 in the Rockies organization before returning to the White Sox in 2003. Cron spent one year each at Rookie Great Falls (2004), Single-A Kannapolis (2005), Winston-Salem (2006) and Birmingham before concluding his White Sox career with four years at Great Falls from 2007-10. He then managed for three seasons at Double-A Erie in the Detroit system from 2011-13 before moving on to the Diamondbacks.

Cron played professionally for 12 seasons, including 12 games in the majors with California (1991) and Chicago-AL (1992). He went 2-for-15 (.133) in six games with the Angels in his debut and was 0-for-10 in six games with the White Sox in 1992. Cron was a .268 hitter with 172 home runs and 785 RBI in 1,250 games as a minor leaguer in the Atlanta, California, Chicago (AL) and Cleveland organizations. He was originally selected by the Braves in the second round of the 1984 draft out of Santa Ana (Calif.) College and is a graduate of El Dorado (Calif.) High School.

Cron resides in Phoenix, Ariz., and has three children: C.J., Kevin and Carly. C.J. was the Angels first round pick in 2011 and made his Major League debut in 2014. Kevin was the Diamondbacks 14th round selection in 2014 and made his ML debut in 2019. Carly graduated from Northern Arizona University in 2020 and completed her Masters degree from Arizona State in 2021.

MAJOR LEAGUE RECORD

	AVG.	G	AB	R	H	2B	3B	HR	RBI	SH	SF	HP	BB	SO	SB	CS	OBP	SLG	E
TOTALS	.080	12	25	0	2	0	0	0	0	0	0	0	2	9	0	0	.148	.080	1

SCOTT EMERSON

14



PITCHING COACH

Scott Matthew Emerson

Named A's bullpen coach, October 30, 2014; named A's pitching coach, June 15, 2017

Birthdate: December 22, 1971

Birthplace/Resides: Baltimore, Maryland / Rockingham, North Carolina

Scott Emerson returns for his eighth season on the A's Major League coaching staff and his 19th in the A's organization. He joined the coaching staff in Oakland for the 2015 season as bullpen coach and took over the reins as pitching coach on June 15, 2017.

Emerson spent two seasons as minor league roving pitching instructor from 2013-14 after 10 years as a pitching coach at various levels. He joined the A's organization in 2003 as pitching coach at Single-A Modesto and served two seasons there before the A's moved their affiliate to Stockton. After two seasons with the Ports, Emerson had a four-year stint at Double-A Midland from 2007-10. He was promoted to Triple-A Sacramento in 2011 and spent two seasons with the River Cats.

Emerson's coaching career began in the Pittsburgh Pirates organization in 2000 when he was named the pitching coach for the Pirates Gulf Coast Rookie League club at Bradenton. He spent two years in the GCL and one at Single-A Williamsport in 2002 before joining the A's organization.

Emerson pitched professionally for six seasons in the Baltimore (1992-95), Boston (1995-96) and Arizona (1997) organizations. He was a 10-game winner at Single-A Albany in 1993 and was traded to the Red Sox organization early during the 1995 season. The left-hander signed with Arizona after being released by Boston in the spring of 1997. He pitched in three games for Single-A High Desert before concluding his professional career with Rio Grande Valley of the independent Texas-Louisiana League in 1997. Emerson was 27-29 with a 4.16 ERA in 135 games, 79 starts in his career.

Emerson was drafted by San Diego in the 21st round of the 1990 June draft out of Shadow Mountain HS (Phoenix, Ariz.) but did not sign. He attended Scottsdale Community College and signed with the Baltimore organization after the Orioles selected him in the 40th round of the 1991 June draft.

Emerson and his wife, Jill, make their offseason home in Rockingham, N.C.

MINOR LEAGUE RECORD

	W	L	ERA	G	GS	CG	SHO	SV	IP	H	R	ER	HR	HB	BB	IBB	SO	WP	BK
TOTALS	27	29	4.16	135	79	4	0	0	493.1	520	298	228	28	26	268	5	361	54	4

TOMMY EVERIDGE

52



HITTING COACH

Thomas James Everidge

Named A's hitting coach, January 14, 2022

Birthdate: April 20, 1983

Birthplace/Resides: Santa Rosa, California / Mesa, Arizona

Bay Area native Tommy Everidge joins the Oakland coaching staff as hitting coach in 2022 after spending eight seasons in that role in the A's farm system. This will be his 16th season in the Oakland organization, as he also had seven years as a player.

Everidge began his coaching career in 2014 when he was named hitting coach at Short-Season Vermont. He spent two seasons with the Lake Monsters and two more at Single-A Stockton from 2016-17 before being moved up to Double-A Midland. Everidge had three seasons with the RockHounds before coaching at Triple-A Las Vegas in 2021.

Everidge had a nine-year playing career, including seven years in the A's system. He made his Major League debut in 2009 and hit .224 with two home runs and seven RBI in 24 games with Oakland in his only big league experience. Everidge was selected by the A's in 10th round of the 2004 draft and spent seven seasons in the minor leagues with Oakland (2004-10), Seattle (2010) and Houston (2010). He hit 20 home runs in four consecutive seasons from 2006-09 and led the California League with 26 home runs at Stockton in 2007. In 2008, he led the Texas League and ranked third in all of the minors league with 115 RBI at Midland. Everidge concluded his playing career with two seasons at Lancaster in the independent Atlantic League from 2011-12, earning AL Player of the Year honors in 2011 after setting a league record with 69 extra-base hits.

A graduate of Sonoma Valley High School in 2001, Everidge played collegiately at Sonoma State University.


Everidge resides in Mesa, Ariz., with his wife Kellie; three children, Allison, Camden and Jackson; and dog, Rylie.

MAJOR LEAGUE RECORD

	AVG.	G	AB	R	H	2B	3B	HR	RBI	SH	SF	HP	BB	SO	SB	CS	OBP	SLG	E
TOTALS	.224	24	85	13	19	6	0	2	7	1	1	2	8	17	0	0	.302	.365	1

MARCUS JENSEN

59



BULLPEN COACH

Marcus Christian Jensen

Named A's assistant hitting/catching coach, October 30, 2014;
named A's bullpen coach, December 4, 2017

Birthdate: December 14, 1972

Birthplace/Resides: Oakland, California / Scottsdale, Arizona

Oakland native Marcus Jensen returns for his eighth season on the A's Major League coaching staff and his 16th in the A's organization. He took over as bullpen coach in 2018 after serving as the A's assistant hitting/catching coach from 2015-17.

Jensen spent the 2014 season as the A's minor league roving hitting instructor. He joined the A's organization in 2007 as hitting coach for the A's affiliate in the Arizona Rookie League and served two years in that capacity. Jensen took over the managerial duties for that club in 2009

and guided the A's to a 141-136 (.509) record and one playoff appearance in five seasons. In 2013, he also served as the A's minor league roving catching instructor.

A former catcher, Jensen was drafted by San Francisco out of Skyline HS in Oakland following the first round of the 1990 June draft as a compensation pick for the loss of free agent Craig Lefferts. He batted .184 with six home runs and 29 RBI in 145 games in seven seasons with seven different teams.

Jensen made his Major League debut with San Francisco in 1996 and appeared in 39 games over two seasons with the Giants before he was dealt to Detroit in July 1997. After spending parts of the 1998 and 1999 seasons with Milwaukee and St. Louis respectively, Jensen saw his most big league action with Minnesota in 2000 when he batted .209 with three home runs and 14 RBI in 52 games. He split the 2001 season between Boston and Texas and returned to Milwaukee in 2002, appearing in 40 games in his final big league campaign. Jensen spent the 2003 season at Triple-A Columbus in the New York (AL) farm system and played for Cancun in the Mexican League in 2004. He spent his final two seasons as a professional with Mesa (2005) and Reno (2006) of the independent Golden Baseball League. Jensen was also a member of the 2000 U.S. Olympic team that defeated Cuba for the gold medal.

Jensen makes his offseason home in Scottsdale, Ariz., with his wife, Lila, and three children, Mariah, Jahir and Jirah.

MAJOR LEAGUE RECORD

	AVG.	G	AB	R	H	2B	3B	HR	RBI	SH	SF	HP	BB	SO	SB	CS	OBP	SLG	E
TOTALS	.184	145	343	33	63	16	1	6	29	3	1	0	50	106	0	1	.287	.289	10

A'S RECENT COACHING ASSIGNMENTS

Year	Bench	Pitching	Hitting	Third Base	First Base	Bullpen	Other
2021	Christenson	Emerson	Bush	Kotsay	Aldrete	Jensen	Martins ³
2020	Christenson	Emerson	Bush	Pedrique	Aldrete	Jensen	Martins ³ Kotsay ⁴
2019	Christenson	Emerson	Bush	Williams	Pedrique	Jensen	Aldrete ³ Kotsay ⁴
2018	Christenson	Emerson	Bush	Williams	Pedrique	Jensen	Aldrete ³ Kotsay ⁴
2017	Hale Kotsay	Emerson Young	Bush	Scarsone Hale	Aldrete	Alston Emerson	Jensen ²
2016	Kotsay	Young	Bush	Washington	Aldrete	Emerson	Jensen ²
2015	Aldrete	Young	Bush	Washington	Waller	Emerson	Jensen ²
2014	Hale	Young	Davis	Gallego	Waller	Bush	Prieto ¹
2013	Hale	Young	Davis	Gallego	Waller	Bush	Prieto ¹
2012	Hale	Young	Davis	Gallego	Waller	Rodriguez	Prieto ¹
2011	Skinner	Romanick	Perry	Gallego	Waller	Rodriguez	
2010	Waller	Young	Skaalen	Gallego	Steverson	Romanick	
2009	Waller	Young	Skaalen	Gallego	Steverson	Romanick	
2008	Wakamatsu	Young	Van Burkleo	Waller	DeFrancesco	Romanick	
				DeFrancesco	Waller		
2007	Schaefer	Young	Van Burkleo	Lachemann	Waller	Fischer	
2006	Geren	Young	Perry	Washington	Lachemann	Fischer	
2005	Lachemann	Young	Hudgens	Washington	Fischer	Geren	
2004	Speier	Young	Hudgens	Washington	Fischer	Geren	
2003	Francona	Peterson	Hudgens	Washington	Fischer	Geren	
			Bosley				
2002	Macha	Peterson	Bosley	Washington	Quade	Fischer	
2001	Macha	Peterson	Bosley	Washington	Quade	Fischer	
2000	Macha	Peterson	Bosley	Washington	Quade	Fischer	
1999	Macha	Peterson	Hudgens	Washington	Bosley	Fischer	
1998	Dyer	Cluck	Walling	Washington	Jones	Fischer	
1997	Dyer	Cluck	Walling	Washington	Fischer	Alejo	
1996	—	Cluck	Walling	Dyer	Washington	Fischer	

¹major league coach. ²assistant hitting/catching. ³assistant hitting. ⁴quality control.



FIRST BASE/INFIELD COACH

Anthony Eric Martins

Named A's assistant hitting coach, October 31, 2019; named A's first base/infield coach, January 14, 2022

Birthdate: November 19, 1972

Birthplace/Resides: Los Angeles, California / Mesa, Arizona

Eric Martins is in his third season on the A's coaching staff, his first as first base/infield coach. He made his debut on a Major League coaching staff in 2020 as the A's assistant hitting coach and spent two seasons in that capacity. This is Martins' 22nd season in the A's organization, which includes seven years as a minor league player, seven years as an area scout and five years as a minor league hitting coach.

Martins' coaching career began in 2015 when he was named hitting coach for Double-A Midland. He was promoted to Triple-A Nashville in 2016 and spent three seasons with the Sounds before moving west to Las Vegas in 2019 when the A's switched Triple-A affiliates.

Prior to coaching, Martins spent seven seasons as an A's area scout for Southern California from 2008-14. During that time, he was responsible for signing A.J. Griffin, Daniel Robertson, and 2014 first-round selection Matt Chapman, among others.



Originally a 17th-round selection by Oakland in the 1994 draft, Martins hit .276 with 21 home runs and 262 RBI in 661 games over seven seasons in the A's farm system from 1994-2000. He was named to the Northwest League All-Star team in 1994 after hitting .324 in his professional debut. The former infielder was part of the 1997 Edmonton team that captured the Pacific Coast League Championship and the 1999 Vancouver club that won the Triple-A World Series. Martins also played for Long Beach of the independent Western League (2001-02), Somerset of the independent Atlantic League (2003) and Nettuno in Italy (2004).

A graduate of La Serna High School in 1990, Martins attended Long Beach State. He was signed by Ed Crosby.

Martins lives in Mesa, Ariz., with his wife, Madison.

MINOR LEAGUE RECORD

	AVG.	G	AB	R	H	2B	3B	HR	RBI	SH	SF	HP	BB	SO	SB	CS	OBP	SLG	E
TOTALS	.276	661	2314	373	638	125	22	21	262	49	14	27	282	382	44	38	.359	.376	130

RIGHT-HANDED PITCHER**Height/Weight:** 6-7 / 240**Bats/Throws:** Right / Right**Birthdate:** March 6, 1994**Opening Day Age:** 28**Birthplace/Resides:** Villa Los Almácigos, Dominican Republic / Villa Los Almácigos, Dominican Republic**Major League Service:** 33 days**Obtained:** Signed to a minor league contract, November 12, 2020**Contract Status:** First year of a one-year contract through 2022 [Updated Stats](#)**CAREER HIGHLIGHTS**

Made his Major League debut with Oakland in 2021 after spending the first eight seasons of his professional career in the New York Yankees organization...compiled a 3.27 ERA and .225 opponents batting average in 10 relief appearances over two stints with the A's...had a one-day stint with the Yankees in 2018 but did not pitch...is 28-17 with a 2.98 ERA in 147 games, including 80 starts, in eight seasons in the minors...has 524 strikeouts in 485.2 innings (9.71 per nine innings)...has walked just 130 for a strikeout-to-walk ratio of 4.03...was used exclusively as a starter over his first five seasons before making four relief appearances among his 16 outings in 2018... has pitched exclusively in relief since then...pitched for the World Team in the 2017 All-Star Futures Game...pitched for Surprise in the Arizona Fall League in 2015.

2021 HIGHLIGHTS

- Made his Major League debut and compiled a 3.27 ERA and .225 opponents batting average in 10 relief appearances over two stints with the A's...walked four batters for a .295 on-base percentage and yielded three home runs for a .475 slugging percentage (.770 OPS).
- Had a 9.00 ERA and 1.231 opponents OPS in three appearances during his first stint from June 21 to July 2...returned on Sept. 14 and posted a 1.13 ERA and .554 OPS over his final seven games.
- His opponents batting average broke down to .200 (3-for-15) with a .561 OPS against left-handed hitters compared to .240 (6-for-25) with a .796 OPS against right-handers...yielded all three of his home runs to righties.
- Opponents were 0-for-7 with runners in scoring position...had a .077 opponents average and allowed two of his three home runs with the bases empty, a .296 average with runners on base.
- First batters faced were 3-for-9 (.333) with a walk...did not inherit any runners.
- Spent the balance of the season with Triple-A Las Vegas where he was 2-0 with nine saves, a 2.48 ERA and .186 opponent batting average in 30 relief appearances...the nine saves were the first of his professional career, tied for third in the A's farm system and tied for fifth most in the Triple-A West.
- Struck out 53 batters and walked just six in 32.2 innings...averaged 14.60 strikeouts and 1.65 walks per nine innings and had a strikeout-to-walk ratio of 8.83.
- Based on a minimum of 30 innings pitched, had the lowest opponents on-base percentage among Triple-A West relievers (.230) and the third lowest ERA (2.48).
- Converted 9-of-11 (81.8%) save opportunities...allowed 3-of-10 (30.0%) inherited runners to score and first batters faced were 4-for-29 (.138) with a hit by pitch (.167 on-base percentage).
- His opponents batting average broke down to .180 (9-for-50) with a .616 OPS against right-handed hitters compared to .191 (13-for-68) with a .564 OPS against left-handers.
- Allowed a .148 batting average with runners in scoring position.
- Did not allow an earned run in 16 home games (2 r in 17.2 ip) and had a .391 opponents OPS... had a 5.40 ERA and .804 OPS in 14 games on the road.
- Did not allow a run in eight day games (10.0 ip) nor eight games against the Triple-A East (8.1 p).
- Yielded a .077 batting average against the number three hitter and .079 with two strikes.

- Tossed at least 1.0 inning in 28 of his 30 appearances.
- Went 1-0 with a 3.12 ERA in eight relief appearances for Estrellas in the Dominican Winter League.
- **DAY-BY-DAY:** Earned his first save as a professional when he tossed 2.0 scoreless innings in the Aviators 6-3 win over Sacramento on May 9 (2 h, 3 so)...issued his first walk on May 29 at Sacramento after an eight-game, 8.0-inning walkless streak to start the season...that gave him a 4.50 ERA over his first nine appearances...did not allow a run over his next six games and 6.1 innings before earning a promotion to Oakland...was credited with the save in three consecutive scoreless outings at Albuquerque, June 4-6 (3.1 ip, 2 bb, 4 so)...walked two batters on June 8 against Albuquerque, his only minor league appearance with more than one walk...had a 2.76 ERA and .169 opponents batting average in 15 games with Las Vegas when he was selected by Oakland on June 21...made his Major League debut that day at Texas with a scoreless eighth inning (1 h, 1 so)...fanned Isiah Kiner-Falefa to end the inning for his first strikeout...allowed three runs in 3.0 innings in three appearances before he was optioned back to the Aviators July 3...struck out a season-high four in 2.0 scoreless and hitless innings on July 4 against Sacramento (1 bb)...that extended his minor league scoreless streak to seven games and 8.1 innings...opponents were 1-for-26 (.038) with three walks and 14 strikeouts during the streak...yielded a season-high three runs on a season-high three hits July 9 against Reno but picked up the win in the Aviators 12-10 victory...then allowed just one run over his final 12 games with Las Vegas (0.73 ERA)...was designated for assignment by the A's on July 30...was released and re-signed to a Triple-A deal Aug. 2...earned the save in his final two appearances with the Aviators on Sept. 9 and 11 against Reno...was selected for his second stint with the A's on Sept. 14 and pitched in seven of Oakland's final 19 games (8.0 ip, 4 h, 1 r, 1 er, 4 bb, 6 so, 1.13 ERA)...did not allow a run in his first seven games for a 7.0-inning scoreless streak...tossed a career-high 2.0 scoreless innings Sept. 20 against Seattle, his only outing that wasn't exactly 1.0 inning...struck out a career-high three batters but also walked a career-high three in a scoreless inning of relief on Sept. 24 against Houston...had just one walk in his other nine games and 10.0 innings.

CAREER

2020—Was a non-roster invitee with the New York Yankees and did not allow a run in four Spring Training appearances (4.0 ip, 1 h, 3 bb, 3 so)...was added to the Yankees 60-man player pool on June 29 but did not pitch in 2020.

2019—In his first year as a reliever, went 8-1 with a 4.35 ERA in 32 appearances between Double-A Trenton and Triple-A Scranton/Wilkes-Barre...limited opponents to a .219 batting average...began the season with Trenton before being transferred to Scranton/WB on June 28...was placed on the Scranton/WB injured list on Aug. 8 (retroactive to Aug. 7) and released on Aug. 23...was re-signed on Aug. 26 and immediately placed on the Scranton/WB injured list, missing the remainder of the season.

2018—Did not appear in a game for the Yankees in his only stint with the club (July 21)...combined with Double-A Trenton and Short Season Staten Island to go 3-3 with a 2.99 ERA in 16 games (12 starts)...missed approximately two-and-a-half months on the minor league disabled list...started the season with Trenton and went 3-3 with a 2.92 ERA in 14 games (10 starts)...allowed two earned runs or fewer in eight of his 10 starts...made his final two starts of the season with Staten Island, posting a 3.86 ERA.

2017—Combined with Single-A Tampa, Double-A Trenton and Triple-A Scranton/Wilkes-Barre to go 6-6 with a 3.25 ERA and 142 strikeouts in 23 starts...ranked among Yankees farmhands in strikeouts (second) and ERA (seventh)...won the Kevin Lawn "Player of the Year" Award, presented annually to the Yankees organization's top hitter and pitcher...began the season with Tampa, going 0-4 with a 4.57 ERA in seven starts before being promoted to Trenton on May 18...in 14 starts with the Thunder, went 5-1 with a 2.38 ERA...made two starts with the RailRiders in June, going 1-1 with a 4.38 ERA...ended the season on the minor league DL...pitched for the World Team in the SiriusXM All-Star Futures Game in Miami...following the season, was tabbed by *Baseball America* as the Yankees number 10 prospect and as having the system's "Best Changeup."

2016—Combined at Single-A Charleston and Single-A Tampa to go 5-4 with one complete game, a 2.61 ERA and 102 strikeouts in 18 starts...began the season by making eight starts for the River-Dogs, going 3-1 with a 1.90 ERA...was promoted to Tampa on June 14 and went 2-3 with a 3.22 ERA in 10 starts...tossed a 7.0-inning complete game shutout (5 h, 6 so, 1 hb) in the second game of the June 27 doubleheader against Brevard County...following the season, was ranked by *Baseball America* as the number 10 prospect in the Yankees organization and was labeled as having the “Best Fastball” and “Best Changeup” in the system.

2015—Began the season with Single-A Charleston but spent the majority of the season with short-season Single-A Staten Island, going 3-0 with a 1.69 ERA in 11 starts...allowed one earned run or fewer in nine of his 11 starts with the club...was named the NYPL “Pitcher of the Week” for Aug. 17-23... after the season, made seven relief appearances with the Surprise Saguaros of the Arizona Fall League, going 1-0 with a 2.25 ERA...was ranked by *Baseball America* as the number 3 prospect in the New York-Penn League and the number 5 prospect in the Yankees organization... was also tabbed by the publication as the “Short-Season Pitcher of the Year” and was named to the Short-Season All-Star Team.

2014—Made five starts for the GCL Yankees 2, going 0-1 with a 4.11 ERA.

2013—Made his professional debut with the DSL Yankees 1, going 1-2 with a 2.63 ERA in 11 appearances (10 starts).

PERSONAL/MISCELLANEOUS

Domingo Antonio Acevedo.

LIFETIME PITCHING RECORD

Year	Club	W	L	ERA	G	GS	CG	SHO	SV	IP	H	R	ER	HR	HB	BB	IBB	SO	WP	BK
2013	DSL Yankees 1	1	2	2.63	11	10	0	0	0	41.0	42	20	12	0	2	11	0	43	7	0
2014	GCL Yankees 2	0	1	4.11	5	5	0	0	0	15.1	16	8	7	0	1	6	0	21	2	0
2015	Charleston	0	0	5.40	1	1	0	0	0	1.2	2	1	1	0	0	1	0	1	1	0
	Staten Island	3	0	1.69	11	11	0	0	0	48.0	37	15	9	2	1	15	0	53	3	1
2016	Charleston	3	1	1.90	8	8	0	0	0	42.2	34	13	9	1	1	7	0	48	1	0
	Tampa	2	3	3.22	10	10	1	1	0	50.1	49	19	18	3	2	15	0	54	1	2
2017	Tampa	0	4	4.57	7	7	0	0	0	41.1	49	29	21	5	2	9	0	52	0	1
	Trenton	5	1	2.38	14	14	1	0	0	79.1	65	23	21	8	2	17	0	82	1	1
	Scranton/WB	1	1	4.38	2	2	0	0	0	12.1	12	6	6	0	0	8	0	8	0	2
2018	Trenton	3	3	2.92	14	10	0	0	0	64.2	51	24	21	3	0	20	0	52	1	1
	Staten Island	0	0	3.86	2	2	0	0	0	4.2	5	2	2	0	0	1	0	3	0	0
2019	Trenton	7	1	3.86	22	0	0	0	0	35.0	23	17	15	7	0	10	0	33	2	0
	Scranton/WB	1	0	5.40	10	0	0	0	0	16.2	19	10	10	4	1	4	0	21	2	0
2020																				
2021	Las Vegas	2	0	2.48	30	0	0	0	9	32.2	22	12	9	3	1	6	0	53	5	0
	OAKLAND	0	0	3.27	10	0	0	0	0	11.0	9	4	4	3	0	4	0	9	0	0
Major League Totals		0	0	3.27	10	0	0	0	0	11.0	9	4	4	3	0	4	0	9	0	0
Minor League Totals		28	17	2.98	147	80	2	1	9	485.2	426	199	161	36	13	130	1	524	26	8

CAREER TRANSACTIONS

2012 — Signed by the New York Yankees as a non-drafted free agent, October 17. **2019** — Released, August 23; re-signed by New York, August 26. **2020** — Elected free agency, November 1; signed by the Oakland Athletics to a minor league contract, November 12.

ACEVEDO'S CAREER BESTS

Low Hit Complete Game: None

Innings Pitched: 2.0, September 20, 2021 vs. Seattle

Strikeouts: 3, September 24, 2021 vs. Houston

Pitches: 34, September 24, 2021 vs. Houston

Longest Winning Streak: None

Longest Losing Streak: None

Longest Scoreless Streak: 7.0, September 14 to October 2, 2021

**CATCHER****Height/Weight:** 6-2 / 219**Bats/Throws:** Left / Right**Birthdate:** January 16, 1994**Opening Day Age:** 28**Birthplace/Resides:** St. Louis, Missouri / Montverde, Florida**Major League Service:** 1 year, 40 days**Obtained:** Acquired from the San Diego Padres with Buddy Reed for Jurickson Profar, December 2, 2019**Contract Status:** First year of a one-year contract through 2022
 [Updated Stats](#)
CAREER HIGHLIGHTS

Has spent parts of each of the last three seasons in the majors with Oakland (2020-21) and San Diego (2019) and is a .212 career hitter with two home runs and seven RBI in 52 games...is a .298 career hitter with 95 home runs and 353 RBI in 544 games in six minor league seasons...has hit at least 20 home runs in each of his last four seasons...has tossed out 124-of-510 (24.3%) attempted base stealers...was originally selected by San Diego in the fourth round of the 2015 draft and spent five seasons in the Padres organization before he was traded to Oakland following the 2019 season...was a Pacific Coast League Midseason All-Star in 2019...named to the Texas League Midseason and Postseason All-Star teams and was a *Baseball America* Double-A All-Star in 2018 with San Antonio...was a Midwest League Midseason and Postseason All-Star in 2016...played for Peoria in the Arizona Fall League in 2018.

2021 HIGHLIGHTS

- Went 2-for-8 (.250) with a home run and RBI in four games over two stints with the A's.
- Was recalled for the first time May 4 and went 1-for-6 in two starts at catcher before he was optioned back to Triple-A Las Vegas May 12...returned on Sept. 1 and went 1-for-2 in two pinch hitting appearances before he was optioned on Sept. 10.
- Opponents were 2-for-4 in stolen base attempts with him behind the plate.
- Spent the balance of the season with Las Vegas where he hit .317 with 20 home runs and 53 RBI in 72 games...has now hit at least 20 home runs in each of his last four seasons in the minors.
- Had a career-low 13 walks.
- Led the A's farm system in batting and slugging (.584), ranked third in home runs, tied for sixth in extra base hits (35), tied for ninth in RBI and 10th in on-base percentage (.351).
- Batted .347 (25-for-72) with a .954 OPS against left-handed pitchers, .306 (64-for-209) with a .928 OPS against right-handers.
- Had a .328 average with runners in scoring position...hit 13 of his 20 home runs with runners on base...more than half of his minor league home runs have come with men on (49-of-95, 51.6%).
- Had a .325 batting average with nine home runs and 29 RBI at home, .307 with 11 home runs and 24 RBI on the road.
- Batted .429 in the first inning, .405 in the second inning and .424 with six home runs in the seventh inning.
- Had a .488 batting average and 1.512 OPS when putting the first pitch in play.
- Started 44 games at catcher, 23 at designated hitter and one at first base...committed just one error in 46 games behind the plate (.998 fielding percentage)...opponents were 24-for-30 (80.0%) in stolen base attempts with him catching.
- Hit .288 with 16 of his 20 home runs as a catcher but had a .361 batting average as the designated hitter...was also 1-for-3 (.333) as a pinch hitter.
- Saw his most action with 35 games batting fifth.
- **DAY-BY-DAY:** Was at the A's alternate camp in April and was recalled by Oakland on May 4, two days before Opening Day for Las Vegas...was optioned back to the Aviators on May 12 and went 4-for-30 (.133) over his first eight games...had a .208 batting average, two home runs and six RBI over his first 14 games through June 5...then homered in three straight games

from June 6-8 at Albuquerque, going 7-for-12 (.583) with three home runs and five RBI...had a season-best 15-game hitting streak from June 17-July 9...was 22-for-64 (.344) with five doubles, four home runs and 12 RBI during the streak to raise his average from .253 to .294...his average would not drop below .282 the rest of the year...batted .351 with six home runs and 16 RBI in 20 games in June...was named Triple-A West Player of the Week for the week of Aug. 2-8 after going 13-for-21 (.619) with seven runs, five doubles, two home runs and four RBI in five games...went 16-for-27 (.593) with nine runs, four doubles, five home runs and 10 RBI in six games against Salt Lake from Aug. 5-10...had his first career three-double game on the 7th and his first three-homer game on the 9th when he also drove in five runs...had three-hit games on the 5th and 7th and back-to-back four-hit games on the 8th and 9th...they were his eighth and ninth four-hit games as a minor leaguer...the series lifted his average over the .300 mark for the first time as he was hitting .294 entering the series and .327 after the series...batted .424 with eight home runs and 18 RBI in 18 games in August...tied for third in the Triple-A West in August home runs...was recalled by Oakland on Sept. 1 and optioned back to Las Vegas on Sept. 10...played in one more game for the Aviators, going 0-for-4 on Sept. 13 against Reno.

CAREER

2020—Was acquired from the Padres during the offseason and hit .194 with a home run and three RBI in 14 games in his A's debut...his batting average, on-base percentage (.219) and OPS (.541) were lower than his 34-game totals with San Diego in 2019 (.215/.282/.559) but his .323 slugging percentage topped his Padres mark (.277)...made all nine of his starts in games in which the opponent started a right-handed pitcher...did not have an at bat against a left-hander...all three of his RBI either tied the game (2) or put the A's ahead (1)...batted .250 at night, .133 during the day...hit .273 with his lone home run and all three of his RBI in the seventh inning or later, .150 over innings 1-6...appeared exclusively at catcher, where he made nine starts...did not commit an error in 77 chances but opponents were successful in all eight of their stolen base attempts off him...made eight of his starts batting ninth in the order...the other came in the eighth spot...was on the A's Opening Day roster and made his first start in the second game of the season on July 25 against Los Angeles (AL)...went 1-for-3 in that game and started the season 1-for-11 (.091) over his first five games...then hit his first career home run Aug. 5 against Texas, a game-winning two-run shot in the bottom of the seventh inning off Ian Gibaut...it snapped a career-opening 35-game homerless streak...collected his first two-hit game of the season and the third of his career Aug. 17 at Arizona...was optioned to the A's alternate site Aug. 24...was on the Taxi Squad for each of the final three road trips and was added to the active roster as the 28th man for the Aug. 29 doubleheader at Houston...did not play in either game...was also on the Taxi Squad for the both playoff series but did not play.

2019—Made his Major League debut with San Diego and hit .215 with four doubles and three RBI in 34 games over four stints...batted .236 against right-handed pitchers, .100 against left-handers...made all 14 of his starts in games in which the opponent started a righty...had a .265 average with the bases empty compared to .161 with runners on...was 5-for-14 (.357) when leading off an inning...hit .348 with no outs...made 14 starts, all at catcher...committed one error in 19 games overall behind the plate for a .993 fielding percentage...tossed out 1-of-9 (11.1%) attempted base stealers...also appeared in two games at first base...was 4-for-15 (.267) with three doubles, two RBI and a walk as a pinch hitter...made seven starts batting eighth, five in the seven spot and two in the six spot...was recalled for the first time on May 11 and made his Major League debut that day at Colorado...pinch hit in the ninth inning and walked on four pitches...made his first start the next day against the Rockies and singled off Antonio Senzatela in the seventh inning for his first ML hit...drove in his first run May 18 against Pittsburgh with a pinch hit single in the sixth inning...was batting .262 with three RBI in 19 games overall when he was optioned back to El Paso June 17...was recalled for his second stay July 12 and went 0-for-2 in two pinch hitting appearances before he was optioned July 14...was 1-for-3 (.333) over a three-game stint from Aug. 24 to 28...returned for good on Aug. 30 and went 2-for-18 (.111) over his final 10 games...batted a career-high .330 with 21 home runs and 67 RBI in 67 games with Triple-A El Paso...also had career highs in on-base percentage (.379), slugging (.663) and OPS (1.042)...was named to the Pacific Coast League Midseason All-Star team...batted .356 with a 1.110 OPS against right-handed pitchers compared to .268 with an .898 OPS against left-handers...hit

.354 with runners in scoring position...was batting .307 with 29 RBI in 38 games before the All-Star Break...then hit .358 with 38 RBI in 29 games after the break...batted .341 on the road but slugged 14 of his 21 home runs at home...had a .402 average with 12 of his 21 home runs in the sixth inning or later...made 60 starts at catcher and one at first base...committed just three errors in 61 games overall behind the plate (.995 fielding percentage) and tossed out 13-of-55 (23.6%) attempted base stealers...had a RBI double in his only pinch hitting appearance...hit in every spot in the order from third through seventh and saw his most action with 31 games batting fifth and 30 hitting fourth...hit .310 with 13 home runs and 32 RBI from the four spot...batted .320 in 19 games in April and was hitting .276 with six home runs and 26 RBI in 27 games overall when San Diego called for the first time on May 11...was sent back to the Chihuahuas June 17 and hit safely in all 11 games from June 21 to July 6 (17-for-45, .378) before the Padres called again on July 12...had his first of two two-homer games June 29 against Fresno...his second came on July 5 at Salt Lake when he drove in four runs...they were the second and third multi-homer games of his career...had a seventh inning RBI single for the PCL in the Triple-A All-Star Game on July 10...had a two-game stay with San Diego from July 12 to 14 and then hit .358 with nine home runs and 38 RBI over his final 29 games at Triple-A...collected a season-high five RBI July 20 at Albuquerque...matched his season-high with an 11-game hitting streak from Aug. 12 to 23 and had at least one extra base hit in each game during the streak...went 21-for-45 (.467) with 13 runs, 11 doubles, five home runs and 18 RBI during the streak...batted .405 with 11 doubles, seven home runs and 25 RBI in 18 games in August...had a .423 on-base percentage, .838 slugging percentage and 1.260 OPS.

2018—Spent the entire campaign with Double-A San Antonio and recorded exactly 31 doubles, 22 home runs and 131 hits for the second consecutive season, slashing .290/.351/.506...earned Texas League Midseason and Postseason All-Star honors after leading the league in slugging...also tied for third in doubles and ranked fifth in home runs...was named a MiLB.com Organization All-Star for San Diego for the second consecutive season while being tabbed a Double-A All-Star by *Baseball America*...named MiLB.com TL Player of the Month for April, slashing .364/.423/.773 with 12 doubles, eight home runs and 15 RBI in 23 games...earned TL Player of the Week honors for the week of April 22, hitting .500/.577/.909 with five multi-hit efforts in six games...started all eight postseason games for the Missions (seven at catcher, one as the designated hitter) and hit .143 (4-for-28) with one home run and three RBI...played for the Arizona Fall League champion Peoria Javelinas following the season and hit .263 with two home runs and 13 RBI in 15 games.

2017—Finished among the leaders in several offensive categories in the California League and earned several accolades while with Single-A Lake Elsinore...among CL hitters, he ranked third in slugging (.497) and fourth in home runs (22) and OPS (.849)...named a MiLB.com Organization All-Star for San Diego...earned MiLB.com California League Player of the Month honors in July, including Player of the Week honors in back-to-back weeks for the weeks of July 16 and 23...his 32 RBI during the month were the second-most in professional baseball...also slashed .374/.398/.691 with 10 home runs and 27 runs scored in July.

2016—Split the season between Single-A Fort Wayne and Double-A San Antonio, posting a combined .319 average with 30 extra-base hits, 62 RBI and 53 runs...earned Midwest League Midseason and Post-Season All-Star honors...earned Midwest League Player of the Month for April, including Player of the Week honors for the week ending April 17...posted a .460/.539/.603 mark over 18 games in April with seven extra base hits, 14 RBI, 15 runs and 10 walks.

2015—Made his professional debut with Single-A Tri-City and started 51 games...hit .280 in 22 games after the All-Star Break.

PERSONAL/MISCELLANEOUS

Austin Michael Allen...is married, Lauren...earned Perfect Game Underclass Honorable Mention (2011) and Perfect Game Central Region Honorable Mention (2012) at Chaminade College Prep...attended Florida Tech where he hit .377 with a 1.062 OPS, 22 home runs and 112 RBI in 136 games over three seasons...all-time favorite baseball players are Chipper Jones and Manny Ramirez.

LIFETIME PLAYING RECORD

Year	Club	AVG.	G	AB	R	H	2B	3B	HR	RBI	SH	SF	HP	BB	SO	SB	CS	OBP	SLG	E
2015	Tri-City	.240	53	196	23	47	10	1	2	34	0	3	2	21	38	1	2	.315	.332	5
2016	Fort Wayne	.320	109	409	52	131	22	0	7	61	0	10	5	29	69	0	0	.364	.425	0
	San Antonio	.273	3	11	1	3	0	0	1	1	0	0	0	0	0	0	0	.273	.545	7
2017	Lake Elsinore	.283	121	463	71	131	31	1	22	81	0	2	7	44	109	0	1	.353	.497	9
2018	San Antonio	.290	119	451	59	131	31	0	22	56	0	3	7	37	97	0	3	.351	.506	8
2019	El Paso	.330	67	270	52	89	27	0	21	67	0	4	2	22	56	0	0	.379	.663	3
	SAN DIEGO	.215	34	65	4	14	4	0	0	3	0	0	0	6	21	0	0	.282	.277	1
2020	OAKLAND	.194	14	31	1	6	1	0	1	3	0	0	0	1	14	0	0	.219	.323	0
2021	Las Vegas	.317	72	281	50	89	15	0	20	53	0	2	3	13	55	0	0	.351	.584	2
	OAKLAND	.250	4	8	2	2	0	0	1	1	0	0	0	3	0	0	0	.250	.625	1
Major League Totals		.212	52	104	7	22	5	0	2	7	0	0	0	7	38	0	0	.250	.625	2
Minor League Totals		.298	544	2081	308	621	136	2	95	353	0	24	26	166	424	1	6	.354	.503	34

CAREER TRANSACTIONS

2015 — Selected by the San Diego Padres organization in the 4th round of the First-Year Player Draft. **2019** — Traded to the Oakland Athletics with a player to be named later (minor league outfielder Buddy Reed on December 12) for infielder Jurickson Profar, December 2.

ALLEN'S CAREER BESTS

Hits: 2 (three times), last: August 17, 2020 at Arizona
Home Runs: 1 (twice), last: May 8, 2021 vs. Tampa Bay
Runs Batted In: 2, August 5, 2020 vs. Texas
Stolen Bases: None
Hitting Streak: 3, May 26 to June 2, 2019
Hitless Streak (At Bats): 11, July 25 to August 5, 2020
Game Ending RBI: None
Grand Slams: None
Pinch-Hit Home Runs: None
Inside-The-Park Home Runs: None
Lead Off Home Runs: None

**INFIELDER****Height/Weight:** 5-8 / 166**Birthdate:** October 8, 1998**Birthplace/Resides:** San Diego, California / San Diego, California**Major League Service:** None**Obtained:** Selected in the 3rd round of the 2017 First-Year Player Draft**Contract Status:** First year of a one-year contract through 2022
 [Updated Stats](#)
CAREER HIGHLIGHTS

Was selected by Oakland in the third round of the 2017 draft and is a .267 hitter with 10 home runs and 114 RBI in 317 games in four seasons as a professional...also has 56 stolen bases...has played 247 games at shortstop and 60 at second base...played for the silver medal winning United States team in the 2021 Olympics in Tokyo, Japan...was named the A's Organizational Player of the Year in 2021...played for Mesa in the Arizona Fall League following the 2019 season...was rated as the A's number 10 prospect by *Baseball America* following the 2019 season, number six in 2020 and number three in 2021.

2021 HIGHLIGHTS

- Made his Double-A and Triple-A debuts in 2021 and in between played for Team USA in the Olympics...combined to hit .288 with six home runs and 41 RBI in 89 games with Midland and Las Vegas.
- Was named the A's Organizational Player of the Year.
- The six home runs were a career high as he had just four in 228 games entering the season...also had a career-high in RBI.
- Tied for seventh in the A's farm system in hits (98).
- Hit .319 with all six of his home runs and a .845 OPS in 50 games with Midland...was moved up to Las Vegas after returning from the Olympics and finished the year by hitting .243 with a .603 OPS in 39 games with the Aviators.
- Combined with both clubs to bat .385 (30-for-78) with a .993 OPS against left-handed pitchers...hit .260 (68-for-262) with a .676 OPS against right-handers.
- Combined for a .425 batting average and 1.067 OPS in his home ballparks compared to .226 with a .599 OPS on the road...hit .517 at Midland's Momentum Bank Ballpark.
- Batted .248 with a .625 OPS, one home run and 10 RBI over innings 1-4...then hit .319 with a .845 OPS, five home runs and 31 RBI from the fifth inning on.
- Started 48 games at shortstop and 36 at second base...committed 11 errors, all as a shortstop (.944 fielding percentage)...had 182 errorless chances at second base and now has a 51-game errorless streak as a second baseman dating back to his last error on May 2, 2019.
- Hit five of his six home runs as a second baseman but drove in 25 of his 41 runs as a shortstop...was also 7-for-12 (.583) with two doubles and a triple as the designated hitter.
- Saw his most playing time batting second (40 games), ninth (28) and first (15)...hit .329 with five of his six home runs and 27 of his 41 RBI as the two-hitter.
- Was named to the All-Olympic Team and earned Best Defensive Player honors after going 6-for-21 (.286) with two doubles, a home run and two RBI to help Team USA to the Silver Medal.
- Was rated as the A's third best prospect by *Baseball America* following the season.
- **DAY-BY-DAY:** Began the year at Double-A Midland and went 2-for-22 (.091) in the season-opening six-game series at Frisco...then had three-straight three-hit games against San Antonio from May 11-13 (9-for-11, 6 RBI)...the three hits were a season-high...had a career-high tying three RBI in the final game of the streak, his first of four three-RBI games...was named Double-A Central Player of the Week for the week of May 10-16 after going 14-for-22 (.636) with six runs, six RBI, five walks, four three-hit games and one two-hit game in six games...was batting .275 with a home run and 13 RBI in 18 games when he left Midland on May

25 for the Olympic Trials...returned to the RockHounds on June 9 and batted .393 with four home runs, 12 RBI and a 1.029 OPS in 19 games in June...led the Double-A Central in batting in June, ranked fourth in hits (33), eighth in OPS and ninth in on-base percentage (.422)...stole a career-high tying two bases on June 11 at San Antonio...did it again on Sept. 29 at Reno...had a season-high 15-game hitting streak from June 13-30...went 26-for-65 (.400) with three doubles, one triple, four home runs and 12 RBI during the streak (1.090 OPS)...that included his first career two-homer game June 24 against Wichita...hit his final home run of the season in the first game of a July 8 doubleheader at Corpus Christi...finished the year with a 46-game homerless streak...went 0-for-4 with four strikeouts on July 9 at Corpus Christi...at the time he left for the Olympics (July 16), he ranked second in the Double-A Central in batting (.319) and tied for fifth in hits (65)...was transferred to Triple-A Las Vegas on Aug. 12 after returning from the Olympics...hit .143 in 16 games in August but then went on to bat .313 in 23 games in September...hit safely in 11 consecutive games from Sept. 14-26 (18-for-43, .419)...had his lone two-double game of the season on Sept. 24 against Oklahoma City.

CAREER

2020—Was a non-roster invitee with the A's and went 3-for-5 (.600) with a double, home run and two RBI in three spring training games...was added to the A's 60-man player pool on June 29 but did not play in 2020...was rated as the A's number six prospect by *Baseball America*.

2019—Batted a career-high .292 with three home runs and 25 RBI in 72 games with Single-A Stockton in a season cut short by an ankle injury in late June...also had career highs with 22 doubles, 30 extra base hits, a .363 on-base percentage and .434 slugging percentage...was named to the California League Midseason All-Star team...hit .397 with a 1.130 OPS against left-handed pitchers compared to .265 with a .712 OPS against right-handers...batted .316 with runners in scoring position...hit all three of his home runs at home...had a .311 batting average in 59 games at night, .191 in 13 day games...started 45 games at shortstop and 24 at second base...committed four errors as a shortstop for a .979 fielding percentage...made two errors as a second baseman (.982)...hit exclusively in the leadoff spot in the batting order...played for Mesa in the Arizona Fall League following the season and hit .194 with six RBI in 18 games...was rated as the A's number 10 prospect by *Baseball America*...walked three times in a game for the first time in his career on Opening Day, April 4 against Rancho Cucamonga...hit his first home run April 5 against Rancho Cucamonga...it was his first round tripper since July 24, 2017, snapping a 143-game homerless streak...had a season-best 13-game hitting streak from April 16 to 30 (20-for-56, .357)...batted .286 in 24 games in April and was a perfect 6-for-6 in stolen base attempts...went 16-for-40 (.400) with seven multiple hit games, five doubles, three triples, a home run and six walks over a 10-game stretch from May 4 to 14 (1.230 OPS)...hit his third and final home run of the season May 5 against Modesto...scored a career-high tying three runs in that game, which he matched June 9 vs. San Jose and June 13 at Modesto...matched his career high with three walks May 12 at Inland Empire...went 3-for-5 May 30 at Lancaster, his first of six three-hit games...that began a season-ending stretch where he hit .340 over his final 25 games...grounded into his first double play of the season June 11 against San Jose, his 59th game...had back-to-back two-double games on June 13 and 14 at Modesto...the doubles matched his career high...started at shortstop and batted leadoff for the North in the California League All-Star Game on June 18 and went 0-for-3 with a strikeout...was placed on the injured list June 28 with a sprained left ankle and missed the remainder of the season.

2018—Spent his first full professional season at Single-A Beloit and hit .239 with no home runs and 34 RBI in 121 games...had career highs in runs (51), hits (110), triples (6), walks (34), hit by pitches (9), stolen bases (24), games, at bats (460) and strikeouts (85)...tied for fourth in the A's farm system in stolen bases and tied for eighth in triples...batted .242 with 33 of his 34 RBI against right-handed pitchers compared to .227 against left-handers...was hitting .198 at the All-Star Break...then batted .274 after the break...appeared exclusively at shortstop where he made 120 starts...committed 17 errors for a .965 fielding percentage...saw his most action with 74 games batting leadoff and 45 in the nine spot...batted .300 over a 20-game span from June 16 to July 11...capped that stretch by going 4-for-6 with a pair of doubles and two RBI July 11 at South Bend...it was his first career four-hit game...stole two bases July 15 at West Michigan, his second career multi-steal game...reached base safely in each of his final 25 games from Aug. 3 to

Sept. 3...hit .323 with a .367 on-base percentage during the streak...had a season-high 11-game hitting streak from Aug. 4-15 (16-for-47, .340)...went 0-for-7 with five strikeouts in two post-season games for the Snappers.

2017—Batted .254 with a home run and 14 RBI in 35 games in his professional debut with the A's affiliate in the Arizona Rookie League...hit .333 with an .884 OPS against left-handed pitchers compared to .222 with a .553 OPS against righties...batted .308 at home and .308 with runners in scoring position...started 32 games at shortstop and committed 12 errors in 33 games overall for a .917 fielding percentage...made his debut July 1 against the Giants and collected his first hit in his next game on July 3 against the Dodgers...his first RBI came on July 10 at the Diamondbacks when he went 3-for-5 with two RBI...also stole his first base in that game...hit his first home run July 24 at the Royals.

PERSONAL/MISCELLANEOUS

Nicholas Ryan Allen was originally signed by A's scout Anthony Aliosi...graduated from Francis Parker High School (Calif.)...hit .469 as a junior...garnered 2017 Rawlings-Perfect Game Preseason First Team All-American honors as a senior.

LIFETIME PLAYING RECORD

Year	Club	AVG.	G	AB	R	H	2B	3B	HR	RBI	SH	SF	HP	BB	SO	SB	CS	OBP	SLG	E
2017	AZL A's	.254	35	138	26	35	3	2	1	14	2	0	1	13	28	7	3	.322	.326	12
2018	Beloit	.239	121	460	51	110	17	6	0	34	3	6	9	34	85	24	8	.301	.302	17
2019	Stockton	.292	72	288	45	84	22	5	3	25	8	0	4	28	52	13	5	.363	.434	6
2020		(Minor League Season Canceled — Did Not Play)																		
2021	Midland	.319	50	204	31	65	9	2	6	31	2	3	2	18	46	8	6	.374	.471	5
	Las Vegas	.243	39	136	17	33	8	0	0	10	2	1	1	11	30	4	1	.302	.301	6
Minor League Totals		.267	317	1226	170	327	59	15	10	114	17	10	17	104	241	56	23	.330	.364	46

CAREER TRANSACTIONS

2017 — Selected by the Oakland Athletics organization in the 3rd round of the First-Year Player Draft.



SHORTSTOP

Height/Weight: 6-0 / 210

Birthdate: August 26, 1988

Birthplace/Resides: Maracay, Venezuela / Frisco, Texas

Major League Service: 13 years

Obtained: Acquired from Texas with Aramis Garcia and cash for Chris Davis, Jonah Heim and Dane Acker, February 6, 2021

Contract Status: 10th year of a 10-year contract through 2022 with a vesting option for 2023

[Updated Stats](#)

Bats/Throws: Right / Right

Opening Day Age: 33

CAREER HIGHLIGHTS

Was acquired by the A's on Feb. 6, 2021 after spending the first 12 seasons of his career with Texas...is a .272 career hitter with 79 home runs and 673 RBI in 1798 games in 13 seasons...has 317 stolen bases, which is the most among Major Leaguers active in 2021...also ranks sixth in hits (1864) and triples (50) and 10th in games...has played 1771 career games on defense, all at shortstop, which are the most among active shortstops...is a two-time All-Star (2010, 12)...left Texas as the Rangers all-time leader in stolen bases (305), ranked second in games (1652), at bats (6366) and triples (48), third in runs (893) and hits (1743), fifth in doubles (303) and walks (519), seventh in RBI (636) and eighth in extra base hits (427)...started each of the Rangers 42 postseason games from 2010-16 at shortstop...is Texas' all-time postseason leader in games, hits (46) and steals (9) and ranks second in runs (21)...made his Major League debut in 2009 at the age of 20 and finished second in American League Rookie of the Year voting to the A's Andrew Bailey...represented Venezuela in the 2013 World Baseball Classic...was named to the Arizona Fall League's Top Prospect Team in 2007...played for the World team in the 2007 and 2008 All-Star Futures Game.

MLB ACTIVE LEADERS

STOLEN BASES

317	Elvis Andrus
314	Billy Hamilton
296	Starling Marte
274	Brett Gardner
266	Jarrod Dyson

HITS

3301	Albert Pujols
2987	Miguel Cabrera
2112	Yadier Molina
2027	Joey Votto
1913	Nelson Cruz
1864	Elvis Andrus

2021 HIGHLIGHTS

- Hit .243 with three home runs and 37 RBI in 146 games in his first season with the A's after spending his first 12 years with the Texas Rangers.
- The batting average was his lowest over a full season (hit .194 in 29 games in 2020)...also had his lowest on-base percentage (.294) and OPS (.614) over a full season and his second lowest slugging percentage (.320).
- Had the second lowest OPS and slugging percentage in the majors and the fifth lowest on-base percentage in the American League.
- His OPS was sixth lowest in Oakland history and his slugging percentage was eighth lowest.
- His runs (60), hits (121), walks (31) and stolen bases (12) were his lowest in a season of 100 or more games...his average of 6.68 plate appearances per strikeout was the second worst mark of his career.
- Hit .269 (90-for-334) with all three of his home runs and a .680 OPS against right-handed pitchers compared to .190 (31-for-163) with a .478 OPS against left-handers.
- All three of his home runs were solo shots and all came in the sixth inning or later.
- Batted .225 at home and now has a .219 career average in the Coliseum, which is his lowest batting average in a ballpark with 100 or more at bats.
- Hit .154 with a .366 OPS in interleague play, .257 with a .651 OPS against AL competition.
- Appeared exclusively at shortstop on defense where he played in 143 games, including 141 starts...has now played 1,771 career games in the field, all at shortstop...according to the Elias Sports Bureau, he has the eighth longest career-opening streak of appearing only at shortstop in Major League history behind Derek Jeter (2674), Luis Aparicio (2583), Ozzie

Smith (2511), Alan Trammell (1910), Roger Peckinpaugh (1857), Miguel Tejada (1846) and Leo Cardenas (1828).

- Committed 15 errors, which was fifth most among AL shortstops.
- Also went 0-for-2 as a pinch hitter.
- Tied for eighth in the AL in reaching base on an error (7).
- Led the A's with 72 starts batting ninth and 37 starts hitting eighth...also started 17 games batting second and 15 hitting seventh.
- **DAY-BY-DAY:** Made his 13th consecutive Opening Day start at shortstop on April 1 against Houston and became the 27th shortstop dating back to 1901 with 13 or more Opening Day starts...doubled in his first at bat as an Athletic on Opening Day but then had a 0-for-24 streak before doubling in the fifth inning on April 8 at Houston...the hitless streak was two short of his career high of 26 from July 8-17, 2010...earned Major League Baseball's Play of the Week award for his diving stop and throw on April 3 against Houston...it was the first such honor of his career...stole two bases in the first game of the doubleheader April 20 against Minnesota...it was his lone multiple-steal game of the season and the 48th of his career...it was his first since Sept. 29, 2019 against New York (AL)...hit .151 in April, which was the lowest single-month batting average of his career (previous: .160 in Sept. 2010)...went 2-for-19 over his first five games in May to drop his average to .143 on May 6...then hit .270 over his final 115 games...had a season-high 10-game hitting streak from May 7-20...hit .333 (11-for-33) during the streak, which was his 19th career hitting streak of 10 or more games...it was his first since July 15-Aug. 8, 2018 when he had a career-best 19-game hitting streak...was successful in each of his final nine stolen base attempts beginning June 6...had the game-ending RBI single in the bottom of the ninth inning June 11 against the Royals for his sixth career walk-off RBI...it was his first since April 22, 2017 vs. Kansas City and three of his six game-ending RBI have come against the Royals...that started an 11-game stretch from June 11-22 where he went 14-for-44 (.318) with six doubles and eight RBI...batted .278 with 10 doubles and 10 RBI in 26 games in June...the average, doubles and RBI were all his single month bests for 2021...hit his first home run as an Athletic July 2 against Boston, a game-tying home run in the bottom of the ninth...it was his first home run since Sept. 11, 2020 against the A's (Fiers) and it snapped a 79-game homerless streak...went 11-for-31 (.355) over a seven-game stretch from July 6-16 to lift his average to .240 for the first time...then it .172 over his next 17 games...was hitting .231 in 113 games when he was placed on the paternity list Aug. 14...was reinstated on Aug. 17 and hit .291 over his final 33 games...had four hits Sept. 15 at Kansas City, which was his 18th career game of four or more hits...it was his first since Aug. 14, 2019 at Toronto...went 2-for-2 on Sept. 20 at Seattle to push his average to a season-high .245...scored the winning run from first base on Sept. 25 against Houston on Starling Marte's walk-off double despite fracturing his left fibula on the play...had surgery at the Trinity Surgical Center in Arlington, Texas, with Dr. Brigham Au on Sept. 29...Dr. Au performed two procedures that included an internal fixation to the fibula bone and a "tightrope" procedure to repair the upper ankle due to a sprain of the syndesmosis of the left leg.

CAREER

2020—Was hampered by a back injury for much of the season and batted .194/.252/.330/.582 with three home runs and seven RBI in 29 games with Texas...while he appeared in less than half the Rangers games in the abbreviated campaign, it marked his lowest batting average and OPS in any season...his batting average was above .200 following just two games all season: July 29 (.235) and Aug. 1 (.208)...produced a negative baseball-reference WAR figure (-0.5) for the first time in his career...all 29 of his games came at shortstop...had two stints on the 10-day injured list: Aug. 20-30 (lower back strain) and Sept. 12 (Game 2) through the end of the season (back strain)...his back ailment was a facet joint sprain, which is a ligament in the left side of his lower back...while the condition did not require surgery, he received treatment in the form of injections on Sept. 14...set a Rangers record with his 12th consecutive Opening Day start on July 24 against Colorado, all of which have come at shortstop...broke the previous mark of 11 by Ivan Rodriguez and Michael Young...went homerless over his first 21 games before going deep three times over a seven-game stretch from Sept. 1-11...his only game with multiple strikeouts was July 31 at San Francisco...three of his eight walks came in the second game of the season on July 25 vs. Colorado...collected his 300th career double Aug. 5 at Oakland.

2019—Ranked among the American League leaders in stolen bases (4th, 31), singles (6th, 122) and at bats (10th, 600)...was on the 10-day injured list from May 15-24 with a right hamstring strain...led the Rangers in hits (165) and multi-hit games (47), was second in batting average (.275), games (147), runs (81), and triples (4-tied) and ranked third in RBI (72) and doubles (27-tied)...the 72 RBI were second-most of his career...started 146 games at shortstop and one as the designated hitter...finished as the all-time Globe Life Park in Arlington (1994-2019) leader in steals (157) and ranked second only to Michael Young in games (814), hits (866), runs (451), doubles (152) and triples (34)...had a .303 average at the All-Star break...finished second in the AL with 37 hits in June...hit .333 in 'close-and-late' situations, which tied for seventh in the AL...on April 14 vs. Oakland, became the first major leaguer with a steal of home and a home run in the same game since Boston's Mike Napoli on June 22, 2014 at Oakland...it was the third time it happened in Rangers history (Mitch Moreland, Oct. 1, 2010 vs. Los Angeles-AL); Juan Beniquez, July 6, 1977 vs. Oakland)...stole the 300th base of his career on Sept. 26, 2019 against Boston...stole home three times (April 14 vs. Oakland, June 14 at Cincinnati and July 2 vs. Los Angeles-AL), which were the most in one season since the Royals Jon Nunnally had four in 1995...now has seven career steals of home, which are the most in the majors since 1974 behind Paul Molitor (11).

2018—Endured career lows in most categories due to a stint on the disabled list from April 12 to June 17 with an olecranon fracture in his right elbow...moved from the 10-day to 60-day disabled list on May 2...suffered the injury when he was hit by a Keynan Middleton pitch while batting in the ninth inning on April 11 vs. Los Angeles (AL)...from his ML debut on April 6, 2009 through the start of the 2018 DL stint, he had been inactive for just three of Rangers 1,515 regular season and postseason games (on suspended list, May 17, 2016; on paternity list, July 5-7, 2017)...collected his 1500th career hit on July 23 against Oakland...then hit his first career grand slam the next day against the A's...had a career-high 19-game hitting streak from July 15 to Aug. 8 (29-for-84, .345), which was second longest in the majors in 2018...had career bests with 20 go-ahead RBI and 10 game-winning RBI.

2017—Compiled the best season of his career, establishing single-season highs in home runs (20), extra-base hits (68), doubles (44), RBI (88), hits (191), runs (100), total bases (303), OPS (.808), and slugging (.471)...selected the 2017 Rangers Player of the Year by the DFW chapter of the BBWAA...also posted career-best WAR figures from sources including Fangraphs (4.1), baseball-reference (4.7) and STATS LLC (4.9)...ranked among the American League leaders in hits (3rd, 191), doubles (t-4th, 44), games (t-6th, 158), runs (t-7th, 100), total bases (9th, 303), extra base hits (t-9th, 68), stolen bases (10th, 25), multi-hit games (3rd, 54) and 3+ hit games (3rd, 20)...led all Rangers in hits, doubles, runs, total bases, extra base hits and batting (.297) and was second in RBI...was one of three AL Gold Glove finalists at shortstop after leading Major League shortstops in assists (493) and total chances (755) while posting .977 fielding percentage...selected Rangers Player of Month in both May and June...became the second player in Washington/Texas franchise history with at least 20 home runs, 20 stolen bases and 190 hits in a single campaign, joining Hall of Famer Pudge Rodriguez, who pulled the trick in his 1999 AL MVP season...the only other player to do it in 2017 was reigning AL MVP Jose Altuve...made starts in every spot in the batting order, just the fourth player in Rangers history to accomplish that feat (others: Billy Sample in 1983; Mike Hargrove and Ken Henderson in 1977)...was part of the AL All-Star Game Final Vote, which was won by Kansas City's Mike Moustakas...had two-homer games on June 26 at Cleveland and Sept. 3 vs. Los Angeles (AL), the second and third of his career...led the majors with 13 doubles in August, which tied for second-most in a month in club history (14 by Buddy Bell in Aug. 1979) and was the most since Mark DeRosa had 13 doubles in May 2006.

2016—Posted career highs with a .302 batting average and .362 on-base percentage...his .439 slugging percentage and .800 OPS are his second-best single-season marks...played through a sports hernia suffered in May and had surgery to repair the injury on Nov. 1...his .302 batting average ranked 10th in the American League...it was his lone career .300 season and was second-best among shortstops in the majors (Seager, LAD .309)...ranked among the AL leaders in triples (t-3rd, 7), sac flies (t-5th, 7), stolen bases (t-7th, 24), average vs. left-handers (1st, .348), average with runners in scoring position (1st, .378), and plate appearances per strikeout (10th, 8.1)...twice won Rangers Player of the Month honors (April and Sept./Oct.), the first such selections in his career...over his final 24 games beginning Sept. 1, produced a .349/.419/.627/1.046 slash...

had a career-high four extra base hits on Sept. 6 at Seattle...had his first career two-homer game Sept. 24 at Oakland...hit safely in all three games of the ALDS against Toronto...hit his lone post-season homer in Game 3 at Toronto, the first in Texas postseason history by a shortstop.

2015—Overcame a slow start and became a key part of the offense in Rangers surge to the post-season...had a career high with 160 games...ranked among the American League leaders in bunt hits (t-2nd, 9) and infield hits (9th, 24)...had a team-high 159 starts and appeared in all but two games (May 29 vs. Boston, June 21 at Chicago-AL)...had his in three of five games in the ALDS.

2014—In his sixth season, led the Rangers in games (157), plate appearances (685), at bats (619, 8th in AL), singles (tied-125), doubles (35, t-10th in AL), sac flies (7), and sac hits (9, t-4th in AL)... had four hitting streaks of 10 or more games, which tied for the most in the majors and was the most by a Ranger since Michael Young in 2007 (4)...his 11-game hitting streak from March 31 to April 12 was the second-longest season-opening streak in club history (13 by Al Oliver, 1979)... was ejected on April 13 vs. Houston and May 28 at Minnesota...stole two bases on April 18 vs. Chicago (AL) to tie and pass Ian Kinsler (172) for the club record in stolen bases...went 0-for-4 June 8 against Cleveland, which snapped a career-opening 39-game hitting streak against the Indians...it is second longest by any player against one opponent in the modern era to Vladimir Guerrero's career-opening 44-game streak against Texas.

2013—Led the AL in singles (143) and sacrifice bunts (16) and tied for third in steals (42)...topped the Rangers in runs (91), walks (52) and stolen bases...set a career high for steals...was the only major leaguer with at least 90 runs, 60 RBI and 40 steals...played for Venezuela in World Baseball Classic, going 2-for-7 with two RBI and two stolen bases in two games...hit .313 in 64 games after the All-Star break, which was sixth-best in the AL over that span (200 or more at bats)...hit safely in his first 16 games after break (July 19-Aug. 3), which was the longest hitting streak by a Ranger in 2013...had a career-high five hits on May 18 vs. Detroit and became the first Ranger ever with at least five hits, three runs or two steals in one game...from 2010-13, he became the first major leaguer with 16 or more sacrifice bunts in at least four consecutive seasons since Bert Campaneris from 1975-78.

2012—Finished second in the American League in triples (9), singles (137) and infield hits (38), all team bests...the nine triples remain a career high and are tied for the fifth-most triples in Rangers history...was fifth in the AL with .350 average with runners in scoring position...was 0-for-1 in the All-Star Game on July 10 at Kansas City, playing the ninth inning at third base in his first professional game at that position...had a career-high 32-game on-base streak from April 9-May 14, which was the longest in the AL for the season...had a 54-game errorless streak dating back to Aug. 19, 2011 snapped on May 1...it was the second longest in Texas history by a shortstop... became the first Ranger ever with a triple and another extra-base hit (double) in one inning on Sept. 14 vs. Seattle (8th)...went 2-for-4 in a loss to Baltimore in the AL Wild Card Game...played for Magallanes in Venezuelan Winter League, batting .234 in 17 regular season games and .325 in 23 playoff games.

2011—Placed among the American League leaders in sacrifice hits (3rd, 16) and stolen bases (37)...ranked among team leaders in steals (1st), hits (2nd, 164), runs (2nd, 96), games (3rd, 150), at-bats (3rd, 587), walks (3rd, 56), and on-base percentage (3rd, .347)...was the youngest player to score at least 96 runs in season since Kansas City's Carlos Beltran (112) in 1999 and second youngest Ranger ever to Ruben Sierra (97) at age 21 in 1987...was successful in each of his first 19 steal attempts, which was the longest season-opening streak in club history...snapped a 179-game, 705-at bat homerless streak April 4 against Seattle...it was his first home run since Sept. 2, 2009 at Toronto and it was the second longest homerless drought in Rangers history (Scott Fletcher, 244 games and 914 at bats to end his Texas career)...tied the ML record for a short-stop by participating in five double plays, April 15 at New York (AL)...had a RBI on three different suicide squeeze bunts: April 18 vs. Los Angeles-AL (single), May 3 at Seattle (single) and July 23 vs. Toronto (sacrifice hit)...batted .235 in 17 postseason games...was 2-for-14 (.143) in the ALDS against Tampa Bay, collecting a pair of singles in Game 3...batted .240 in six games in the ALCS against Detroit with his lone stolen base of the postseason coming in Game 6...went 8-for-29

(.276) in the World Series against St. Louis, hitting safely in Games 2-6...scored the winning run in top of ninth of Game 2.

2010—Tied for the American League lead in sacrifice bunts (17) and ranked among the league leaders in bunt hits (3rd, 12), singles (4th, 138), infield hits (6th, 34) and stolen bases (t-9th, 32)...led the club in walks (64)...was fourth in the AL with a .347 average with runners in scoring position...moved into the leadoff spot on April 18 at New York (AL) and made each of his final 133 starts batting first...was the youngest Texas player (21 yrs., 8 mos.) with a walk-off hit since Ivan Rodriguez on May 24, 1992 on April 23 vs. Detroit, the night the Rangers were honoring Elvis Presley...was selected to the AL All-Star team as reserve at 21 years, 10 months...was Texas' second-youngest All-Star ever behind Ivan Rodriguez (20 years, 8 mos.) in 1992...did not homer in 588 at bats, which were the second most at bats in a season in Texas history with no home runs (Otis Nixon, 589 in 1995)...was the team leader in at bats (68), hits (20), and steals (8) in the playoffs and his eight stolen bases remain tied for fifth-most ever in a single postseason...hit .294 with four RBI...hit safely in each of 1st 12 playoff games (5-ALDS; 6-ALCS; 1 WS), going 18-for-54 (.333)...that tied for the third-longest hitting streak to begin a postseason career in Major League history...matched Nelson Cruz for the most hits in the ALDS (8) to become the youngest player to lead or tie a playoff series in hits since the Mets' Gregg Jeffries had nine at age 21 in 1988 NLCS vs. the Dodgers...had a steal of home on a double steal in the first inning of Game 2 of the ALCS against New York (AL), which was the first steal of home in a playoff game since Anaheim's Brad Fullmer in Game 2 of the 2002 World Series against San Francisco.

2009—In his first Major League season, he ranked among the American League leaders in sacrifice bunts (t-4th, 12), triples (t-5th, 8), stolen bases (6th, 33) and bunt hits (t-7th, 6)...led the club in triples, steals, sac bunts, bunt hits and infield hits (19) and was second in games (145)...was the Rangers Rookie of the Year and placed second in BBWAA AL Rookie of the Year voting behind Oakland's Andrew Bailey...was named the winner of the Larry Doby Award as the AL Rookie of the Year by the Negro Leagues Baseball Museum...was selected as the shortstop on Major League Rookie All-Star teams by Topps and *Baseball Digest*...led AL rookies in games, hits, runs, total bases, triples and stolen bases, with the 33 steals matching a club rookie record (Cecil Espy in 1988)...did not turn 21 until Aug. 21 and was the Majors' youngest position player and third youngest player overall for most of season...was the first AL player 20-years-or-younger to play at least 145 games in a season since Seattle's Alex Rodriguez in 1996...made his ML debut in the season opener on April 6 at 20 years, 223 days...was the third-youngest Opening Day starter in club history...established a club rookie record with a 16-game hitting streak from Aug. 28 to Sept. 14...played for Magallanes in Venezuela, batting .247 in 23 regular season games.

2008—Was selected as shortstop on the Texas League Postseason All-Star team at Double-A Frisco, the league's youngest player...ranked second in league with 54 stolen bases, which were the most by any Texas minor leaguer, and was fourth with a .295 batting average...was the starting shortstop for the World Team in Futures Game at Yankee Stadium on July 13 and was 0-for-1 with a run, walk and stolen base...also played in the Texas League All-Star Game...was rated by *Baseball America* as league's best defensive shortstop and fifth-highest prospect after the season...played for Magallanes in the Venezuelan Winter League, batting .257 in 50 games.

2007—Combined for a .257 average with five home runs and 49 RBI in 126 games for Atlanta's High-A Myrtle Beach and Texas' High-A Bakersfield clubs...was the youngest player in the Carolina League, fourth-youngest in the California League and the youngest player in the minors to spend the duration of the season at the High-A level or better...was selected to World Roster for the Futures Game on July 8 at San Francisco...went 0-for-2 in the game...was traded to Texas on July 31 and made his Bakersfield debut on Aug. 1 at Visalia...was named to the Arizona Fall League's Top Prospects Team after batting .353 with a .411 on-base percentage for Surprise despite being youngest player in the league.

2006—Spent the entire season at Low-A Rome, ranking sixth among all Braves minor leaguers in doubles (25) and stolen bases (23)...was selected to the South Atlantic League All-Star squad...played in two games for Magallanes in the Venezuelan Winter League...was named Atlanta's

second-best prospect by *Baseball America* following the season and the fourth-best prospect in the South Atlantic League.

2005—Earned MVP honors for the Rookie Gulf Coast League Braves...honored by Braves organization as GCL MVP Player of the Month...was sent to Rookie League Danville on Aug. 29 and hit .400 in the Appalachian League championship series...selected as Braves' 2nd-best overall prospect by *Baseball America* following the season.

PERSONAL/MISCELLANEOUS

Elvis Augusto Andrus was originally signed by Atlanta scouts Rolando Petit and Julian Perez...is married, Cori, and the couple has two sons, Elvis and Michael, and daughter, Lucia...has an older brother, Eroid, an outfielder who played in the New York (AL) and Tampa Bay organizations from 2000-08...Eroid was in minor league Spring Training camp with the Rangers in 2011 and the two played in the same Spring Training game on March 15 at Los Angeles (NL)...was selected winner of 2015 Harold McKinney Good Guy Award from DFW BBWAA Chapter...was honored with the Rangers Jim Sundberg Community Achievement Award in 2014 for significant contributions in the community.

LIFETIME PLAYING RECORD

Year	Club	AVG.	G	AB	R	H	2B	3B	HR	RBI	SH	SF	HP	BB	SO	SB	CS	OBP	SLG	E
2005	GCL Braves	.295	46	166	26	49	6	1	3	20	0	2	4	19	28	7	4	.377	.398	13
	Danville	.278	6	18	3	5	1	0	0	1	0	0	0	4	4	1	0	.409	.333	0
2006	Rome	.265	111	437	67	116	25	4	3	50	2	1	2	36	91	23	15	.324	.362	32
2007	Myrtle Beach	.244	99	385	59	94	20	3	3	37	3	2	6	44	88	25	7	.330	.335	25
	Bakersfield	.300	27	110	19	33	2	0	2	12	1	0	2	10	19	15	8	.369	.373	6
2008	Frisco	.295	118	482	82	142	19	2	4	65	3	6	6	38	91	54	16	.350	.367	32
2009	TEXAS	.267	145	480	72	128	17	8	6	40	12	3	6	40	77	33	6	.329	.373	22
2010	TEXAS	.265	148	588	88	156	15	3	0	35	17	0	5	64	96	32	15	.342	.301	16
2011	TEXAS	.279	150	587	96	164	27	3	5	60	16	1	5	56	74	37	12	.347	.361	25
2012	TEXAS	.286	158	629	85	180	31	9	3	62	17	3	5	57	96	21	10	.349	.378	16
2013	TEXAS	.271	156	620	91	168	17	4	4	67	16	6	4	52	97	42	8	.328	.331	14
2014	TEXAS	.263	157	619	72	163	35	1	2	41	9	7	3	46	96	27	15	.314	.333	18
2015	TEXAS	.258	160	596	69	154	34	2	7	62	8	9	2	46	78	25	9	.309	.357	22
2016	TEXAS	.302	147	506	75	153	31	7	8	69	4	7	4	47	70	24	8	.362	.439	17
2017	TEXAS	.297	158	643	100	191	44	4	20	88	1	4	3	38	101	25	10	.337	.471	17
2018	TEXAS	.256	97	395	53	101	20	3	6	33	0	2	3	28	66	5	3	.308	.367	11
	Frisco	.056	5	18	1	1	0	0	0	0	0	0	0	1	2	0	0	.105	.056	1
	Round Rock	.000	2	6	0	0	0	0	0	0	0	0	0	2	1	0	1	.250	.000	0
2019	TEXAS	.275	147	600	81	165	27	4	12	72	0	10	4	34	96	31	8	.313	.393	13
	Frisco	.167	2	6	1	1	0	0	1	1	0	0	0	0	1	0	0	.167	.667	0
2020	TEXAS	.194	29	103	11	20	5	0	3	7	0	0	0	8	15	3	1	.252	.330	3
2021	OAKLAND	.243	146	497	60	121	25	2	3	37	3	4	6	31	81	12	2	.294	.320	15
Major League Totals		.272	1798	6863	953	1864	328	50	79	673	103	56	50	547	1043	317	107	.327	.368	209

CAREER TRANSACTIONS

2005 — Signed by the Atlanta Braves as a non-drafted free agent, January 25. **2007** — Traded to the Texas Rangers with pitchers Neftali Feliz, Matt Harrison and Beau Jones and catcher Jarrod Saltalamacchia for pitcher Ron Mahay and first baseman Mark Teixeira, July 31. **2016** — On the suspended list, May 17. **2017** — On the paternity list, July 5 to 7. **2018** — On the disabled list, April 12 to June 17; included rehabilitation assignment with Frisco, June 11 to 15, and Round Rock, June 16 to 17. **2019** — On the injured list, May 15 to 24; included rehabilitation assignment with Frisco, May 21 to 24. **2020** — On the injured list, August 20 to 30. On the injured list, September 12 to 27. **2021** — Traded to the Oakland Athletics with catcher Aramis Garcia and cash for designated hitter Khris Davis, catcher Jonah Heim and minor league pitcher Dane Acker, February 6. On the paternity list, August 14 to 16. On the injured list, September 26 to October 3.

WILD CARD RECORD

Year	Club/Opp.	AVG.	G	AB	R	H	2B	3B	HR	RBI	SH	SF	HP	BB	SO	SB	CS	OBP	SLG	E
2012	TEX vs. BAL	.500	1	4	0	2	0	0	0	0	0	0	0	0	0	0	0	.500	.500	0

DIVISION SERIES RECORD

Year	Club/Opp.	AVG.	G	AB	R	H	2B	3B	HR	RBI	SH	SF	HP	BB	SO	SB	CS	OBP	SLG	E
2010	TEX vs. TB	.333	5	24	2	8	1	0	0	1	0	0	0	0	2	3	1	.333	.375	2
2011	TEX vs. TB	.143	4	14	1	2	0	0	0	0	0	0	1	3	3	0	1	.333	.143	0
2015	TEX vs. TOR	.182	5	22	1	4	0	0	0	1	0	0	0	0	4	0	1	.182	.182	2
2016	TEX vs. TOR	.364	3	11	2	4	0	1	1	1	0	0	0	0	0	0	1	.364	.818	1
Totals		.254	17	71	6	18	1	1	1	3	0	0	1	3	9	3	4	.293	.338	5

LEAGUE CHAMPIONSHIP SERIES RECORD

Year	Club/Opp.	AVG.	G	AB	R	H	2B	3B	HR	RBI	SH	SF	HP	BB	SO	SB	CS	OBP	SLG	E
2010	TEX vs. NYY	.333	6	27	4	9	2	0	0	2	1	0	0	2	3	4	0	.379	.407	0
2011	TEX vs. DET	.240	6	25	4	6	0	0	0	1	1	0	0	3	2	1	1	.321	.240	1
Totals		.288	12	52	8	15	2	0	0	3	2	0	0	5	5	5	1	.351	.327	1

WORLD SERIES RECORD

Year	Club/Opp.	AVG.	G	AB	R	H	2B	3B	HR	RBI	SH	SF	HP	BB	SO	SB	CS	OBP	SLG	E
2010	TEX vs. SF	.176	5	17	2	3	0	0	0	1	0	1	0	3	3	1	0	.286	.176	1
2011	TEX vs. STL	.276	7	29	5	8	1	0	0	2	0	0	1	7	0	0	0	.300	.310	1
Totals		.239	12	46	7	11	1	0	0	1	2	1	0	4	10	1	0	.294	.261	2

ALL-STAR GAME RECORD

Year	Club/Site	AVG.	G	AB	R	H	2B	3B	HR	RBI	SH	SF	HP	BB	SO	SB	CS	OBP	SLG	E
2010	A.L./LAA	.000	1	1	0	0	0	0	0	0	0	0	0	0	0	0	1	.000	.000	0
2012	A.L./KC	.000	1	1	0	0	0	0	0	0	0	0	0	0	0	0	0	.000	.000	0
Totals		.000	2	2	0	0	0	0	0	0	0	0	0	0	0	0	1	.000	.000	0

WORLD BASEBALL CLASSIC RECORD

Year	Club	AVG.	G	AB	R	H	2B	3B	HR	RBI	SH	SF	HP	BB	SO	SB	CS	OBP	SLG	E
2013	Venezuela	.286	2	7	2	2	0	0	0	2	0	0	1	0	1	2	0	.375	.286	0

ANDRUS' CAREER BESTS

Hits: 5, May 18, 2013 vs. Detroit. 4 (17 times), last: September 15, 2021 at Kansas City
Home Runs: 2 (three times), September 3, 2017 vs. Los Angeles, June 26, 2017 at Cleveland, September 24, 2016 at Oakland
Runs Batted In: 5 (twice), July 24, 2018 vs. Oakland, May 30, 2017 vs. Tampa Bay
Stolen Bases: 4, June 30, 2009 vs. Los Angeles (AL)
Hitting Streak: 19, July 15 to August 8, 2018
Hitless Streak (At Bats): 26, July 8 to 17, 2010
Game Ending RBI: 6, June 11, 2021 vs. Kansas City (single); April 22, 2017 vs. Kansas City (single); August 21, 2013 vs. Houston (sacrifice fly); August 1, 2012 vs. Los Angeles-AL (single); May 29, 2011 vs. Kansas City (single); April 23, 2010 vs. Detroit (single)
Grand Slams: 1, July 24, 2018 vs. Oakland (J.B. Wendelken)
Pinch-Hit Home Runs: None
Inside-The-Park Home Runs: None
Lead Off Home Runs: None

A'S CONTRACT STATUS

Through 2022 (35): RHP Domingo Acevedo, C Austin Allen, IF Nick Allen, SS Elvis Andrus (includes vesting option for 2023), OF Luis Barrera, RHP Chris Bassitt, RHP Paul Blackburn, OF Skye Bolt, INF Jonah Bride, OF Seth Brown, 3B Matt Chapman, RHP Wandisson Charles, INF Jordan Diaz, RHP Deolis Guerra, RHP Grant Holmes, RHP Brent Honeywell Jr. LHP Cole Irvin, RHP Daulton Jefferies, RHP Jorge Juan, RHP James Kaprielian, IF Tony Kemp, LHP Adam Kolarek, OF Ramón Laureano, IF Vimal Machín, LHP Sean Manaea, LHP Sam Moll, RHP Frankie Montas, C Sean Murphy, 1B Matt Olson, IF Chad Pinder, OF Stephen Piscotty (includes club option for 2023), LHP A.J. Puk, RHP Miguel Romero, OF Cody Thomas, RHP Lou Trivino

As of Feb. 28, 2022



OUTFIELDER

Height/Weight: 6-0 / 195 **Bats/Throws:** Left / Left
Birthdate: November 15, 1995 **Opening Day Age:** 26
Birthplace/Resides: Tamboril, Dominican Republic / Tamboril, Dominican Republic
Major League Service: 37 days
Obtained: Signed as a non-drafted free agent, July 3, 2012
Contract Status: First year of a one-year contract through 2022
[Updated Stats](#)

CAREER HIGHLIGHTS

Made his Major League debut with Oakland in 2021 and went 2-for-8 (.250) in six games over two stints...was signed by the A's out of the Dominican Republic at the age of 16 and is a .279 career hitter in 534 games over eight seasons in the minors...has appeared in 178 games in center field, 159 in right field, 158 in left field and two at first base...spent the first three-plus seasons of his career in short-season leagues before he was promoted to Single-A Beloit in August of 2016...made his Double-A debut with Midland in 2018 and his Triple-A and Major League debut in 2021...was named MVP of the 2019 Texas League All-Star Game...played for Mesa in the Arizona Fall League in 2018...was rated as the A's number seven prospect by *Baseball America* following the 2020 season.

2021 HIGHLIGHTS

- Made his Major League debut with the A's and went 2-for-8 (.250) in six games over two stints.
- Was recalled from Triple-A Las Vegas May 18 and made his debut on May 19 against Houston...struck out in his first at bat.
- Made his first start on May 23 at Los Angeles (AL) in left field and went 1-for-3...singled off Aaron Slegers in the fourth inning for his first hit.
- Was 1-for-5 in four games when he was optioned to Las Vegas May 27.
- Returned to Oakland on Sept. 27 and went 1-for-3 in one game, a start in left field on Oct. 3 at Houston.
- Spent the balance of the season with the Aviators where he batted .276 with four home runs and 37 RBI in 96 games in his Triple-A debut.
- Tied for second in the A's farm system and ranked fourth in the Triple-A West in triples (6)... also ranked seventh in the A's farm system in batting.
- Was successful in 10-of-12 (83.3%) stolen base attempts.
- Hit .297 (27-for-91) with a .703 OPS against left-handed pitchers, .268 (67-for-250) with a .755 OPS and all four of his home runs against right-handers.
- Had a .329 batting average with runners in scoring position and was 3-for-8 (.375) with the bases loaded...is 15-for-41 (.366) with 39 RBI with the bases loaded in his career as a minor leaguer.
- Batted .358 with a .897 OPS at home, .203 with a .604 OPS on the road.
- Hit .311 in the seventh inning or later...batted .405 in the fourth inning and .452 in the seventh inning but just .152 in the first inning.
- Started 32 games in right field, 32 in center field, 23 in left field and three at designated hitter...had seven assists, which tied for the most among Triple-A West outfielders...however, committed a career-high 10 errors (.942 fielding percentage), which was four more than any other Triple-A outfielder.
- Hit .350 as a right fielder, .296 as a left fielder and .192 as a center fielder...was 0-for-1 with a walk in two pinch hitting appearances.
- Saw his most playing time with 29 games batting leadoff.
- Hit .188 with four RBI in 26 games for Lacey in the Dominican Winter League following the season.

- DAY-BY-DAY:** Began the season at Las Vegas and hit safely in each of his first six games, going 12-for-26 (.462) with nine runs scored and five multiple hit games in the season-opening six game series vs. Sacramento...had a season-high three hits on May 7, his first of 10 three-hit games...drove in a season-high three runs May 14 against Reno (also May 31 vs Sacramento)... hit his second home run of the season that day but would not hit his third until Aug. 30 against Oklahoma City for a 61-game homerless streak...was hitting .349 with two home runs, seven RBI and a .987 OPS in 11 games when he was promoted to Oakland on May 18... was optioned back to Las Vegas May 27 and batted .186 with no home runs, 10 RBI and a .534 OPS over his next 47 games through Aug. 7...went 1-for-23 with two walks over a nine-game stretch from June 26-July 5...finished June with a .198 batting average and four RBI in 23 games and then hit .178 with two RBI in 16 games in July...was successful in each of his final eight stolen base attempts beginning July 5...walked a career-high tying three times July 10 against Reno...had four outfield assists over a 12-game stretch from July 13 to Aug. 13... had a season-best 10-game hitting streak from Aug. 9-24...went 16-for-37 (.432) with seven runs and eight RBI during the streak to begin a season-ending stretch where he hit .358 with two home runs, 20 RBI and a .910 OPS over his final 38 games...batted .329 in August and then hit .355 in 22 games in September...added 11 walks in September for a .432 on-base percentage...stole two bases Sept. 11 against Reno, his fourth career multi-steal game...had a career-high tying two doubles Sept. 17 at Sacramento...had five straight multiple-hit games from Sept. 20-25 (12-for-20, .600)...went 0-for-2 on the 26th and was promoted to Oakland the next day...spent the final week of the season with the A's.

CAREER

2020—Was batting .296 with a triple and five RBI with the A's during the spring when he was optioned to Triple-A Las Vegas March 7...was added to the A's 60-man player pool July 1 but did not play in 2020...was on the Taxi Squad for the Wild Card Series and Division Series...was rated as the A's number seven prospect by *Baseball America* following the season...played for Lacey in the Dominican Winter League and hit .216 in 13 games.

2019—Was limited to just 54 games at Double-A Midland due to shoulder surgery, but hit .321 in 54 games...added nine doubles, a career-high tying 11 triples, four home runs and nine stolen bases...despite his limited playing time, he finished second in the Texas League, third in the A's farm system and tied for sixth in all of the minors in triples...batted .324 against right-handed pitching compared to .314 against left-handers...however, eight of his 16 hits against lefties were for extra bases and he slugged .608 compared to .486 against right-handers...hit .347 when leading off an inning, .342 at home, .324 at night and .304 with runners in scoring position...went 9-for-18 (.500) with three triples in the ninth inning...batted .331 in 31 games in the leadoff spot but walked just three times...also hit third (19 games), fifth (twice), seventh (once) and eighth (once)...started 36 games in center field, 12 in right and one in left field...had five assists in 50 games overall in the outfield...was batting .333 in 11 games when he was placed on the injured list April 18 with a strained right shoulder...was reinstated May 4...had a season-high 10-game hitting streak from May 12 to 21 (14-for-46, .304)...reached base safely in each of his final 24 games, batting .398 with a .417 on-base percentage...went 4-for-4 with a walk and a pair of doubles June 1 against Amarillo...it was the second four-hit game of his career...had a career-high two triples June 7 against Frisco...collected his second four-hit game of the season and the third of his career June 14 at Arkansas to start a season-ending 10-game hitting streak (19-for-44, .432)...tripled in three straight games at Arkansas from June 14-16...played for the South in the Texas League All-Star Game and was named Most Valuable Player after going 3-for-5 with two runs and a triple in a start in center field...batted .406 with six triples in 22 games in June...was placed on the injured list a second time June 28 with a right shoulder subluxation...ended up having surgery on July 12 to repair the labrum in his right, non-throwing, shoulder...the surgery was performed by Dr. Douglas Freedberg in Arizona...was recalled by Oakland on Sept. 9 and added to the 60-day injured list to clear a 40-man spot for Jesús Luzardo.

2018—Began the year at Single-A Stockton where he hit .284 in 88 games...was promoted to Double-A Midland July 15 and batted .328 in 36 games with the RockHounds...combined for a .297 batting average, 26 doubles, 11 triples, three home runs, 64 RBI and 23 stolen bases in 124 games...tied for seventh in all of minor league baseball in triples...had career highs in games, at

bats, runs (75), hits (132), doubles, triples, extra base hits (40), RBI, hit by pitches (5), walks (41) and stolen bases...ranked second in the A's farm system in triples, third in batting, fourth in runs and fifth in stolen bases...hit .298 against right-handed pitching compared to .294 against left-handers...had 37 of his 40 extra base hits against righties for a .453 slugging percentage (.333 vs. lefties)...batted .387 with runners in scoring position, including .418 with RISP and two outs...was 6-for-14 (.429) with 15 RBI with the bases loaded...hit .316 in May, .297 in June, .313 in July and .328 in August...hit .313 at night...had a .500 batting average in the first inning...appeared in 61 games in center field, 43 in right field, 15 in left field and one at first base...committed four errors as an outfielder for a .986 fielding percentage...had 12 outfield assists, including 11 with Stockton, which tied for third in the California League...saw his most playing time with 46 games batting seventh and 31 hitting eighth...had a season-best 11-game hitting streak from June 26 to July 6...went 17-for-42 (.405) with 13 runs scored and six multiple hit games during the streak...was tied for second in the CL in triples (7) at the time of his promotion to Midland on July 15...his .328 batting average with the RockHounds was second best in the Texas League from July 15 through the end of the season...also ranked first in triples (4) and tied for fifth in steals (13) ...reached base safely in 20 consecutive games from July 20 to Aug. 11...had a .361 batting average and .425 on-base percentage during the streak...stole a season-high three bases Aug. 3 against San Antonio...was batting .330 at Midland when he was placed on the disabled list Aug. 23 with a lacerated finger on his right hand...was reinstated Aug. 30 and went 5-for-16 (.313) with five RBI over his final four games...played for Mesa in the Arizona Fall League following the season and hit .263 with 12 RBI and six stolen bases in 15 games...named to the East squad for the AFL Rising Stars Game...also played for Licey in the Dominican Winter League and went 11-for-25 (.440) with four walks (.500 on-base percentage) in 17 games.

2017—Played for the A's Single-A affiliates at Beloit and Stockton and combined to hit .262 with seven home runs and 38 RBI in 108 games...had career highs in home runs and strikeouts (86)...tied for third in the A's farm system in triples (7) and tied for fourth in stolen bases (16)...began the year at Beloit and was batting .277 with three home runs and 22 RBI in 73 games when he was promoted to Stockton July 11...hit .228 with four home runs and 16 RBI in 35 games with the Ports...batted .274 with six of his seven home runs against right-handed pitchers...appeared in 50 games in right field, 28 in center field and 26 in left field...had 10 assists in 103 games overall in the outfield...was on the disabled list from April 26 to May 8 with a left thumb contusion...hit .333 in 19 games in May...belted a pinch hit home run June 25 at Clinton...was transferred to Stockton July 11 and had four home runs and 10 RBI over his first 16 games with the Ports.

2016—Began the year in extended spring training and was assigned to Short Season Vermont June 17...batted .321 with two home runs and 18 RBI in 41 games with the Lake Monsters before he was transferred to Single-A Beloit Aug. 5...hit .286 in 19 games with the Snappers and combined for a .310 batting average, three home runs and 22 RBI in 60 games overall...had career highs in batting and on-base percentage (.361)...hit .317 against right-handed pitchers and .311 with runners in scoring position...batted .333 with a .380 on-base percentage in 45 games in the leadoff spot...hit .340 with a .398 on-base percentage when leading off an inning...appeared in 29 games in left field, 14 in center field and 10 in right field...had seven assists in 52 games overall in the outfield...hit .377 with a home run and nine RBI in 13 games in June.

2015—Spent his first season in the United States with the A's affiliate in the Arizona Rookie League and hit .287 with 12 RBI in 37 games...batted .352 with runners on base...appeared in 19 games in left field, eight in right field, five at designated hitter, two in center field and one at first base...began the season with a 16-game reaching-base streak from June 22 to July 19...hit .352 with a .431 on-base percentage during the streak...went 2-for-2 with two walks and three runs scored in his first game on the 22nd against the Giants.

2014—Played in 16 games for the A's affiliate in the Dominican Summer League and hit .130 with three RBI...appeared in 11 games in left field and one in right field.

2013—Made his professional debut with the A's affiliate in the Dominican Summer League and batted .190 with four home runs and 20 RBI in 39 games...his 18 walks fueled a .302 on-base percentage...appeared exclusively in left field on defense (29 games).

PERSONAL/MISCELLANEOUS

Luis Rafael Barrera (Herrera) was originally signed by A's scout Raymond Abreu...is married, Marlin, and has one child, Lizmarlin.

LIFETIME PLAYING RECORD

Year	Club	AVG.	G	AB	R	H	2B	3B	HR	RBI	SH	SF	HP	BB	SO	SB	CS	OBP	SLG	E
2013	DSL A's	.190	39	126	15	24	5	4	4	20	0	2	3	18	22	3	3	.302	.389	2
2014	DSL A's	.130	16	46	2	6	0	0	0	3	1	0	0	5	12	2	0	.216	.130	0
2015	AZL A's	.287	37	115	17	33	3	2	0	12	2	4	0	12	26	1	0	.344	.348	4
2016	Vermont	.321	41	159	26	51	10	0	2	18	0	2	0	16	29	5	2	.379	.421	1
	Beloit	.286	19	70	8	20	4	2	1	4	1	1	0	4	17	3	1	.320	.443	1
2017	Beloit	.277	73	278	41	77	13	7	3	22	1	3	3	16	61	13	7	.320	.406	2
	Stockton	.228	35	114	15	26	2	0	4	16	1	1	0	8	25	3	1	.276	.351	4
2018	Stockton	.284	88	313	51	89	18	7	3	46	1	2	3	32	63	10	4	.354	.415	3
	Midland	.328	36	131	24	43	8	4	0	18	1	1	2	9	18	13	3	.378	.450	1
2019	Midland	.321	54	224	35	72	9	11	4	24	2	1	1	12	48	9	7	.357	.513	2
2020																				
2021	Las Vegas	.276	96	341	53	94	16	6	4	37	1	4	1	39	67	10	2	.348	.393	10
	OAKLAND	.250	6	8	1	2	0	0	0	0	0	0	0	2	0	0	0	.250	.250	0
	Major League Totals	.250	6	8	1	2	0	0	0	0	0	0	0	2	0	0	0	.250	.250	0
	Minor League Totals	.279	534	1917	287	535	88	43	25	220	11	21	13	171	388	72	30	.339	.409	30

CAREER TRANSACTIONS

2012 — Signed by the Oakland Athletics as a non-drafted free agent, July 3. **2019** — On the injured list, September 9 to October 30.

BARRERA'S CAREER BESTS

Hits: 1 (twice), last: May 23 at Los Angeles (AL)
 Home Runs: None
 Runs Batted In: None
 Stolen Bases: None
 Hitting Streak: 2, May 23, 2021 to present
 Hitless Streak (At Bats): 3, May 19 to 22, 2021
 Game Ending RBI: None
 Grand Slams: None
 Pinch-Hit Home Runs: None
 Inside-The-Park Home Runs: None
 Lead Off Home Runs: None

**RIGHT-HANDED PITCHER****Height/Weight:** 6-5 / 217**Bats/Throws:** Right / Right**Birthdate:** February 22, 1989**Opening Day Age:** 33**Birthplace/Resides:** Toledo, Ohio / Washington, North Carolina**Major League Service:** 5 years, 130 days**Obtained:** Acquired from the Chicago White Sox with Josh Phegley, Rangel Ravelo and Marcus Semien for Jeff Samardzija and Michael Ynoa, December 9, 2014**Contract Status:** First year of a one-year contract through 2022
[@C_Bass419](#)
[cbass419](#)
[Updated Stats](#)
CAREER HIGHLIGHTS

Is 27-11 with a 3.26 ERA in 66 games, 63 starts, over his last three seasons after going 4-14 with a 3.86 ERA in 40 games, 30 starts, over the first four seasons of his career...is 30-24 with a 3.44 ERA in 100 games, including 88 starts, in six seasons with the A's...the ERA ranks 10th on the Oakland career list...is 31-25 with a 3.47 ERA in 106 games, including 93 starts, in seven seasons in the majors...named to his first American League All-Star team in 2021...did not pitch in the majors in 2017 following May 6, 2016 "Tommy John" surgery...was originally drafted by Chicago (AL) in 2011 and made his Major League debut with the White Sox in 2014...was traded to Oakland Dec. 9, 2014 in a six-player deal and has pitched six seasons with the A's (2015-16, 18-21)...pitched for Glendale in the Arizona Fall League following the 2013 and 2014 seasons.

LOWEST CAREER ERA, OAKLAND COLISEUM

2.29	Paul Lindblad
2.39	Jim Hunter
2.43	Vida Blue
2.44	Chris Bassitt
2.45	Ken Holtzman

*(min. 250 innings)***2021 HIGHLIGHTS**

- The first-time American League All-Star missed a month of the season after being hit in the face by a line drive on Aug. 17 but returned in late September to make two starts...went 12-4 with a 3.15 ERA and .218 opponents batting average in 27 starts overall.
- Had career highs in wins, strikeouts (159), winning percentage (.750), games started (27), innings pitched (157.1) and hits allowed (127) and matched his high in wild pitches (5)...his opponents batting average was a career low as was his .278 on-base percentage...walked just 39 batters in 157.1 innings for a career-low average of 2.23 walks per nine innings...had a career best strikeout-to-walk ratio of 4.08...also tossed the first complete game and shutout of his career.
- Based upon a minimum of 150 innings, his strikeout-to-walk ratio was third best in Oakland history and his batting average and on-base percentage were 10th lowest.
- Has a 3.44 ERA in 100 career appearances with the A's and ranks 10th on the Oakland career ERA list...ranks sixth in hit by pitches (39).
- Was leading the American League in wins (12) and innings pitched (151.0) at the time of his injury and finished tied for 11th and 18th respectively...tied for third in hit batters (11).
- Finished 4.2 innings short of qualifying for the league leaders...based on a minimum of 150 innings, he led the AL in winning percentage (.750), ranked second in opponents OPS (.626), third in ERA (3.15), slugging percentage (.348) and fewest home runs per nine innings (0.86), fourth in opponents batting average (.218) and on-base percentage (.278), seventh in strikeout-to-walk ratio (4.08) and 10th in fewest walks per nine innings (2.23).
- Received two fifth place votes in AL Cy Young balloting.
- Is now 27-11 (.711) with a 3.26 ERA in 66 games, including 63 starts, over the last three years...based on a minimum of 300 innings pitched, he ranks second in the AL in winning percentage over that span, third in ERA and fifth in opponents OPS (.661)...is eighth in wins... was 4-14 (.222) with a 3.86 ERA in 40 games, including 30 starts, over his first four seasons.
- His opponents batting average broke down to .196 (55-for-280) with a .612 OPS against left-handed hitters compared to .238 (72-for-303) with a .639 OPS against right-handers...yielded

just four home runs in 303 at bats against right-handed hitters...surrendered 11 of his 15 home runs in 2021 and 29 of 42 over the last three years to lefties.

- Allowed a .177 batting average with runners in scoring position...10 of the 15 home runs he allowed were solo shots.
- Was 10-2 with a 3.28 ERA in 17 starts before the All-Star Break and 2-2 with a 2.75 ERA in eight starts after the break...led the AL in innings before the break (118.0), tied for the lead in wins, tied for second in winning percentage (.833), ranked fifth in opponents OPS (.628), seventh in strikeouts (118) and eighth in ERA...the strikeouts were fourth most in Athletics history before the break and were the most since Vida Blue had 120 in 1975...became the first A's pitcher with 10 wins at the break since Sonny Gray also had 10 in 2015.
- Went 8-1 with a 3.47 ERA in 16 starts on the road compared to 4-3 with a 2.44 ERA in 11 starts at home...ranked fourth in the AL in road wins...allowed a .196 opponents batting average and .549 OPS in the Coliseum (.235 and .685 on the road)...is now 13-13 in 46 career appearances in Oakland, but has a 2.44 ERA, which is fourth lowest in Coliseum history.
- Was 8-1 with a 2.76 ERA and .579 opponents OPS in 16 starts on five days rest or more compared to 4-2 with a 3.67 ERA and .707 OPS in 10 starts on four days rest...was 7-0 with a 2.92 ERA in 12 starts on exactly five days rest and now has a 12-game winning streak in those games dating back to July 19, 2019...has a 2.87 ERA (38 er in 119.1 ip) in 20 starts over that span...according to TruMedia, that is the longest winning streak in starts on five days rest in Oakland history...broke the previous mark of 10 by Mike Fiers (May 7-Aug. 27, 2019) and Mark Mulder (June 18, 2002-July 10, 2003)...has not lost when pitching on five days rest since July 6, 2019.
- Was not charged with an unearned run and his 157.1 innings pitched were the most in the majors in 2021 and the most in Athletics history among pitchers with no unearned runs (previous: 83.1 by Andrew Bailey in 2009).
- The opponents number three hitter batted .167 and he has a .206 career average against the three hitter.
- Had a .144 opponents average with two strikes.
- According to TruMedia, had a .513 opponents OPS with his four-seam fastball, which was the lowest in the AL and third lowest in the majors among pitchers with at least 400 four-seam fastballs in play.
- The A's were 17-10 (.630) in his starting assignments and are 40-23 (.635) when he starts over the last three years.
- Left with the lead and was the pitcher of record in three of his 11 no decisions only to have the bullpen blow the save (May 5 vs. Toronto, May 16 at Minnesota, June 19 at New York-AL).
- Tossed at least seven innings in 11 of his 27 starts...allowed six hits or fewer 24 times, two runs or fewer 19 times and walked one batter or fewer 17 times.
- **DAY-BY-DAY:** Was the A's Opening Day starting pitcher and took the loss in an 8-1 decision to Houston on April 1 in Oakland...became the A's 14th different Opening Day starting pitcher over the last 16 years (Zito, Haren, Blanton, Braden, Sheets, Cahill, McCarthy, Anderson, Gray twice, Hill, Graveman twice, Fiers, Montas)...allowed a run in the fourth inning to snap a 16.2-inning scoreless streak during the regular season and a 27.1-inning home scoreless streak, which was ninth longest in Oakland history...lost his second start on April 6, a 5-1 loss to Los Angeles (NL) on April 6 in Oakland when he allowed a season-high nine hits in 6.0 innings...allowed two home runs in the third, which were his first home runs in the Coliseum since Aug. 24, 2019...that snapped a 10-game, 55.1-inning, 229-batter homerless streak in Oakland...that ran his record to 0-2 with a 5.56 ERA...then went 10-0 with a 3.04 ERA and .209 opponents average over his next 17 starts from April 12 to July 11...the 10-game winning streak is a career-high, tied for fourth longest in Oakland history and was the longest in the AL in 2021...began the streak by allowing two runs in six consecutive starts from April 12 to May 11...became the second pitcher in Athletics history to allow exactly two runs in six consecutive games...joins Bob Davis of the Kansas City A's, who did it all in relief from Aug. 8-26, 1960...Bassitt went 3-0 with a 2.92 ERA over his streak...allowed just two hits in 5.0 innings for the win on April 12 at Arizona but walked a season-high five batters...tied an Oakland record with three hit batters April 29 at Tampa Bay (12th time, last: Fiers, June 22, 2019, also against Tampa Bay)...left his start on May 5 against Toronto with a 3-2 lead but ended up win a no decision in the A's 9-4 loss...Trivino allowed five runs in the eighth inning for the blown save...it was the first of three times he left with a lead only to have the bullpen blow the save

(also May 16 at Minnesota and June 19 at New York-AL)...struck out a season-high 10 batters in a 3-2 win at Boston on May 11...it was his third career game of 10 or more strikeouts...did not walk a batter, the second time he has fanned 10 or more without issuing a free pass...is one of nine pitchers in Oakland history with two such games...tossed his first career complete game and shutout May 27 against Los Angeles (AL), a two-hitter in the A's 5-0 win...had a season-high 114 pitches, struck out nine and walked one...it came in his 77th career start, his 72nd with the A's...the 71 consecutive starts without a complete game is the second longest streak in Athletics history (113, Barry Zito, Aug. 22, 2003-Sept. 28, 2006)...the win improved his career record to 24-23, which is the first time in his career he has been over .500...finished May with a 3-0 record, a 2.52 ERA and .175 opponents batting average in five starts...struck out 38 and walked just four in 35.2 innings...then went 4-0 with a 2.70 ERA in six starts in June...it was the first time in his career he won four games in a month...was one of four AL pitchers to win four games in June and his ERA tied for fifth...allowed two runs or fewer in five consecutive starts from June 8 to 30 and was 4-0 with a 1.93 ERA and .197 opponents batting average over that span...went over the 500 career innings pitched mark June 30 when he tossed 7.0 scoreless innings...allowed a season-high six runs in 4.1 innings in a no decision on July 6 at Houston...it was the first time he allowed more than four runs in a start over the last two years and it snapped a streak of 28 consecutive games with four runs or fewer and 3.0 innings pitched or more, which is the longest such streak in Athletics history (previous: 25 by Vida Blue from April 9-July 30, 1971)...went 14-4 with a 2.76 ERA over that span...was named to the AL All-Star team for the first time on July 10 as a replacement and was the first A's starting pitcher since Sonny Gray in 2015...pitched the sixth inning in a 5-2 AL win in the All-Star Game on July 13 (1.0 ip, 1 h, 1 r, 0 er, 2 bb, 1 so)...became the first A's starting pitcher to pitch in the game since Scott Kazmir in 2014...made his 100th career appearance on July 24 at Seattle and had a no decision in the A's 5-4 loss...had his 10-game winning streak snapped in his first start after the break on July 18 against Cleveland when he allowed three runs in 7.0 innings in the A's 4-2 loss...the went 2-0 with a 1.80 ERA over his next four starts from July 24 to Aug. 12...was hit in the face by a Brian Goodwin line drive in the second inning of his Aug. 17 start at Chicago (AL)...tossed 1.0 inning, which was the shortest start of his career and matched his shortest outing...took the loss in a 9-0 decision, which snapped an Oakland record-tying nine-game road winning streak dating back to Sept. 12, 2020...shares the mark with Bob Welch (Sept 21, 1989-June 30, 1990)...had a 3.34 ERA during the streak, which spanned 15 starts...was placed on the IL Aug. 18 with a right facial fracture...had surgery on Aug. 24 to stabilize and plate the tripod fracture with good fixation and debride other small fractured bones from the incident...the surgery was performed by Dr. Peter Revenaugh at the Rush Medical Center in Chicago...was reinstated from the IL Sept. 23 and had no decisions and a 1.42 ERA over his final two starts...tossed 3.0 scoreless innings against Seattle on the 23rd (1 h, 1 bb, 4 so) and 3.1 innings at Seattle on the 28th (3 h, 1 r, 1 er, 3 bb, 1 so).

CAREER

2020—Spent the entire season on the active roster for the first time in his six-year career and went 5-2 with a 2.29 ERA in 11 starts...his ERA ranked second among pitchers in the West divisions (Lamet, SD 2.09) and sixth in the majors...it was the lowest of his career and fifth lowest in Oakland history among pitchers with at least 10 starts...also tied for fifth in the West divisions in winning percentage (.714), ranked seventh in opponents OPS (.659), batting average (.233) and slugging percentage (.371), tied for seventh in wins and eighth in on-base percentage (.288)...led the A's in innings pitched and tied for the lead in games started...received five votes (two third, one fourth, two fifth) in American League Cy Young balloting...went 1-0 with a 1.08 ERA over his first three starts, 1-2 with a 5.95 ERA over his next four starts from Aug. 12-29 and 3-0 with a 0.34 ERA over his final four starts...went 2-1 with a 0.72 ERA, .207 opponents batting average and .512 OPS in five starts in Oakland compared to 3-1 with a 4.56 ERA, .270 opponents average and .683 OPS in five starts on the road...his home ERA was second lowest in the majors (Keller, KC 0.27) and second lowest in Oakland history among pitchers with at least 30 innings (Treinen, 0.63 in 2018)...did not allow a home run in 37.1 innings in Oakland...went 3-0 with a 1.15 ERA in six starts at night compared to 2-2 with a 4.13 ERA in five starts during the day...his night ERA was the lowest in the majors and in Oakland history among pitchers with at least 30 innings at night...allowed a .233 opponents batting average, which broke down to .223 with a .590 OPS against right-handed hitters compared to .248 with a .755 OPS against left-handers...yielded four

of his six home runs to lefties...walked just one batter to lead off an inning and held opponents to a .203 (13-for-64) batting average and .227 on-base percentage in that situation...the on-base percentage was sixth lowest in the majors...five of his six home runs came with the bases empty...had a .244 opponents batting average with runners in scoring position, but that dropped to .176 with RISP and two outs...had a .204 opponents batting average and two home runs with zero or one out, a .295 average with four home runs with two outs...had a .130 opponents average with two strikes...surrendered three of his six home runs to the opponent's clean-up hitter...allowed six of his 18 runs in the first inning...had a 4.91 ERA in the first inning, a 1.73 ERA from the second inning on...was 3-0 with a 1.75 ERA in four starts following an A's loss...received 35 runs of support in his 11 starts for a run support average of 5.00...went 2-1 with a 3.34 ERA in five starts on four days rest, 3-1 with a 1.35 ERA in six starts on five days rest or more...allowed one run or fewer in seven of his 11 starts, including no runs four times...the A's went 8-3 (.727) in his starting assignments...began the season as the A's fourth starter and combined with five A's relievers on a nine-hit shutout in the A's 3-0 win over Los Angeles (AL) on July 27...had a no decision as he tossed four innings...allowed just one run in a season-high 7.0 innings Aug. 7 against Houston but had a no decision in the A's 3-2 win...that gave him one run or fewer in each of his first three starts, to become the first A's pitcher to begin the season in the starting rotation and allow one run or fewer in each of his first three starts since Gio Gonzalez in 2011 (April 3-14)...finished August 2-2 with a 4.18 ERA in six starts but then went 3-0 with a 0.34 ERA in four starts in September...allowed just one run in 26.2 innings...his September ERA was second lowest in Oakland history in any month to Cory Lidle's 0.20 ERA in August of 2002 (min. 25.0 ip)...it was the lowest in September in the majors since Greg Maddux had a 0.29 ERA for Atlanta in 1995...it was the first time in his career he won three games in a month...was named American League Pitcher of the Month for his efforts, his first such honor...combined with Diekman and Trivino on a seven-hit shutout in the A's 6-0 win over Houston on Sept. 7...pitched a season-high tying 7.0 innings and allowed all seven of the hits...struck out a season-high eight in 6.0 innings a 10-1 win in the second game of the doubleheader at Texas on Sept. 12...combined with Petit, Wendelken and Weems on a three-hit shutout in the A's 6-0 win over San Francisco on Sept. 18...tossed a season-high tying 7.0 scoreless innings in a no decision in a 3-1, 10-inning win over Seattle on Sept. 25...finished the regular season with a 13.2-inning scoreless streak and a 24.1-inning scoreless streak at home...then went 1-0 with a 3.27 ERA in two postseason starts...started and won Game 2 of the ALWCs, a 5-3 win over Chicago (7.0 ip, 6 h, 1 r, 1 er, 1 bb, 5 so)...blanked the White Sox on five hits over the first seven innings before allowing a leadoff single to Anderson in the eighth...was relieved by Hendriks, who allowed the run to score...started Game 1 of the ALDS against Houston at Dodger Stadium and had a no decision in the A's 10-5 loss (4.0 ip, 9 h, 3 r, 3 er, 4 so)...the nine hits were his most in a start since April 28, 2016 at Detroit when he yielded a career-high 10...had right elbow surgery Nov. 13 in Cincinnati at the Beacon Orthopedic clinic...the surgery was performed by Dr. Timothy Kremchek.

2019—Was 10-5 with a 3.81 ERA and .229 opponents batting average in 28 games, including 25 starts...led the A's with 141 strikeouts...tied an Oakland record and tied for third in the American League with 13 hit batters...shares the record with Barry Zito, who did it three times (2001, 2005 and 2006)...had career highs in games, runs (66), walks (47), home runs (21) and hit batters...began his season with 25 starts and concluded the year with three relief appearances...was 10-5 with a 3.95 ERA in his starting assignments, with his last coming on Sept. 13...did not allow a run in 5.0 innings in relief...went 2-1 with a 1.93 ERA and .179 opponents average over his first five starts through May 16 and 3-3 with a 6.00 ERA and .249 opponents average over his next nine starts leading into the All-Star Break...then went 5-1 with a 3.26 ERA in 14 games after the break...his post-break ERA was seventh lowest in the AL among pitchers with 60 or more innings...went 6-2 with a 3.01 ERA in 13 games at home compared to 4-3 with a 4.54 ERA in 15 games on the road...surrendered just five home runs in 68.2 innings at home...was 7-2 with a 2.97 ERA in 14 games during the day, 3-3 with a 4.82 ERA in 14 games at night...tied for third in the AL in day wins...was 5-1 with a 2.65 ERA in 10 starts following an A's loss...his opponents batting average broke down to .209 against left-handed hitters compared to .251 against right-handers...the mark against lefties was sixth lowest in the AL among pitchers with 140 or more innings...surrendered 14 of his 21 home runs and issued 29 of his 47 walks to lefties for a .701 OPS...had a .695 OPS against righties...had a .206 opponents batting average the first time through the lineup, .266 the second time and .211 after that...retired all three of his first batters faced in relief

and they are 1-for-10 (.100) with two walks and a hit by pitch in his career...had a run support average of 6.69, which was ninth highest in the AL among pitchers with 140 or more innings... received two runs of support or fewer in 13 of his 25 starts and went 2-5 in those games...was 8-0 in 12 starts with support of three runs or more...had a 2.88 ERA in the first inning, 4.01 from the second inning on...did not commit an error in 19 chances and turned three double plays, which tied for third among AL pitchers...went 5-0 with a 2.23 ERA in seven starts against AL Central teams...opponents were successful in 10-of-12 (83.3%) stolen base attempts off him...the A's were 15-10 (.600) in his starting assignments...made the trip to Japan but was one of three inactive players for the two-game series against the Mariners...was placed on the 10-day injured list March 27 retroactive to March 25 with a right lower leg contusion...made one rehab start with Single-A Stockton on April 4 and two with Triple-A Las Vegas on April 9 and 14...was 0-0 with a 3.27 ERA in three starts overall when he was reinstated from the IL and optioned to Las Vegas April 16...was recalled by Oakland the next day when Marco Estrada went on the injured list and spent the rest of the season with the A's...made his first start April 22 against Texas and tossed 5.0 scoreless innings for the win...left his third start on May 4 at Pittsburgh after five innings with a 4-3 lead but Wendelken allowed three runs in the seventh inning for the blown save and loss... it was the first of two times he left with a lead only to have the bullpen blow the save (July 30 vs. Milwaukee)...took the loss on May 9 against Cincinnati to snap the first winning streak of his career, a three-game streak dating back to 2018...went 3-0 with a 2.42 ERA and .194 opponents batting average during the streak, which spanned 11 games (seven starts) dating back to June 27, 2018...the loss was his first since June 22, 2018 at Chicago (AL)...walked a career-high six batters in 3.2 innings in a no decision at Cleveland May 21...is the first Major League pitcher since at least 1901 with a pitching line of 3.2 innings, three hits, three runs, three earned runs, six walks and six strikeouts...did not allow a run in three of his first six starts following the All-Star Break and was 3-1 with a 2.00 ERA over that span...picked up his eighth win of the season on Aug. 11 at Chicago (AL) and went 3-0 with a 3.86 ERA over his final nine appearances...tossed a career-high 116 pitches in an 8-4 win over Houston on Aug. 17...struck out a career-high 11 and did not walk a batter in 6.0 innings in a 10-2 win over Detroit on Sept. 7...it was the 13th time in Oakland history a pitcher struck out 11 or more without walking a batter, the first time since Dan Straily on April 5, 2013 (11 vs. Houston)...yielded a career-high tying seven runs in 3.0 innings Sept. 13 at Texas but had a no decision in the A's 14-9 win...then pitched in relief in each of his final three appearances beginning Sept. 20 and did not allow a run (5.0 ip, 1 h, 2 bb, 9 so)...was on the A's roster for the AL Wild Card game but did not pitch.

2018—Had seven stints with Oakland in his return to the majors following “Tommy John” surgery in 2016...went 2-3 with a 3.02 ERA and .221 opponents batting average in 11 games, including seven starts...his .315 slugging percentage and .624 OPS were the lowest of his career... his opponents batting average included a mark of .218 against left-handed hitters compared to .223 against right-handers...yielded a .195 batting average to batters leading off an inning...three of the four home runs he allowed were solo shots...opponents hit .205 with runners in scoring position...had a .189 opponents average with two outs and .137 with two strikes...was 2-3 with a 3.19 ERA and .236 opponents batting average in his seven starts, 0-0 with a 2.45 ERA and .162 opponents average in four relief appearances...did not allow a run in the first inning (7.0 ip) and had a 1.73 ERA over innings 1-3...received two runs of support or fewer in five of his seven starts and his RSA as a starter was 3.19...was recalled for the first time April 20 but did not pitch before he was optioned back to Nashville April 26...also did not appear in a game during his second stint, which lasted one day on May 26...was recalled for a third time June 9 and started that day at Kansas City...allowed a run on three hits and a walk in a season-high 7.0 innings but was the losing pitcher in the A's 1-0 loss...it was his first Major League appearance since April 28, 2016 at Detroit...was optioned back to Nashville the next day...made two starts during his fourth stint June 14-22 and took the loss in each outing to extend his losing streak to a career-high nine games...that tied for the third-longest losing streak in Oakland history and was the longest since Bob Welch also lost nine straight from Sept. 5, 1993-May 11, 1994...compiled a 5.56 ERA and .290 opponents batting average during the streak, which spanned 13 starts dating from Aug. 21, 2015 to June 22, 2018...stint number five began June 27 and he combined with Petit and Trivino on a three-hit shutout in the A's 3-0 win at Detroit that day...it was his first Major League victory since Aug. 4, 2015 against Baltimore...tossed six innings and allowed two of the hits but walked five... went 2-0 with a 2.59 ERA and .212 opponents batting average over his final eight games, includ-

ing four starts...was 2-0 with a 2.87 ERA during his fifth stint before he was optioned to Nashville July 12...returned Aug. 26, allowing one run on four hits in 4.2 innings in a no decision at Minnesota that day, and was optioned back to Nashville the next day...was called back for his seventh and final stint Sept. 7 and pitched exclusively in relief following his return, all in games started by an opener...tossed three innings in three of the four games and had a 2.45 ERA and .162 opponents batting average in the four games...went 5-5 with a 4.30 ERA in 18 games, including 14 starts, with Triple-A Nashville...went 3-2 with a 2.70 ERA and .230 opponents batting average over his final eight games (seven starts) following his July 12 option from Oakland...surrendered six home runs in 81.2 innings, an average of 0.66 per nine innings...struck out 83, an average of 9.15 per nine innings...allowed a .271 opponents batting average, including .215 against left-handed hitters...was 3-1 with a 2.18 ERA in 10 games at home...went 1-1 with a 1.59 ERA in four relief appearances, 4-4 with a 5.01 ERA in 14 starts...began the season in the bullpen and was 1-0 with a 0.69 ERA in three appearances when he was recalled by Oakland April 20...was optioned back to Nashville April 26 and picked up his first win as a starter May 22 against Colorado Springs when he allowed just one run in 5.0 innings...took the loss in his first start following his July 12 option from Oakland but then went 3-0 with a 3.00 ERA over his next four starts from July 24 to Aug. 10...allowed one run in three consecutive starts from Aug. 4-15 (3 er in 19.1 ip, 1.40 ERA)...finished August 2-1 with a 1.85 ERA and .218 opponents average in five games, four starts.

2017—Began the season on Oakland's disabled list as he continued his recovery from May 6, 2016 UCL reconstruction surgery and spent the entire season in the minors...went 0-1 with a 2.77 ERA in seven games, all starts, with Single-A Stockton and 4-2 with a 6.21 ERA in 17 games, two starts, with Triple-A Nashville...combined for a 5-3 record and a 5.33 ERA in 24 games, nine starts, overall...allowed a .260 opponents batting average, including .243 against right-handed hitters compared to .282 against left-handers...surrendered three home runs in 50.2 innings, an average of 0.53 per nine innings...opponents hit .174 with a .269 on-base percentage when leading off an inning...was 1-2 with a 4.37 ERA in his nine starting assignments, 3-1 with a 6.11 ERA in 15 relief appearances...began his rehab assignment with Stockton April 29 and did not allow a run in two starts with the Ports (7.0 ip) before he was moved up to Nashville May 8...was 1-1 with a 4.79 ERA in five games when his rehab assignment was halted May 24...resumed pitching June 28 back at Stockton and was moved up to Nashville July 16 where he pitched in relief...made three more rehab appearances before he was reinstated from the DL and optioned to Nashville July 25...spent the remainder of the season pitching in relief...did not allow a run in five of his last seven outings (1.93 ERA).

2016—Was on the A's Opening Day roster and went 0-2 with a 6.11 ERA in five starts before going on the disabled list April 29 with an elbow injury...had UCL reconstruction surgery on May 6 and missed the remainder of the season...surrendered five home runs in 28.0 innings after yielding five home runs in 86.0 innings in 2015...allowed a .294 opponents batting average, which included .210 against left-handed hitters...tossed 7.0 innings in back-to-back starts April 10 at Seattle and April 17 against Kansas City...allowed one unearned run against the Mariners and two runs against the Royals but had a no decision in each contest, both A's wins...allowed a career-high seven runs on a career-high 10 hits in just 3.2 innings in his final start April 28 at Detroit...was placed on the disabled list April 29 and had surgery on his elbow May 6 at Beacon Orthopedics in Cincinnati...the surgery was performed by Dr. Timothy Kremchek and involved an ulnar collateral ligament reconstruction with an ipsilateral palmaris longus graft.

2015—Split his first season in the A's organization between Oakland and Triple-A Nashville...went 1-8 despite a 3.56 ERA and .244 opponents batting average in 18 games, including 13 starts, over four stints with the A's...his .111 winning percentage was the lowest in the majors among pitchers with at least 10 games started and tied for fourth lowest in Oakland history...the last Major League pitcher with at least 10 starts, an ERA under 3.75 and a winning percentage of .111 or less was Zane Smith, for the Braves and Expos in 1989...no American League pitcher has done it since 1968 when Rickey Clark (California) and Fred Talbot (New York) both did it...received one run of support or fewer in nine of his 13 starts and his season run support average as a starter was 2.15...surrendered just five home runs in 86.0 innings for an average of 0.52 home runs per nine innings...that ranked third best in the AL among pitchers with at least 81.0 innings...had a .244 opponents batting average, including .217 against lefties...appeared in eight games, includ-

ing three starts, over his first three stints (April 23-May 9, June 30-July 5 and July 11)...returned for good July 25 and went 1-6 with a 3.86 ERA over his final 10 starts...tossed at least five innings and allowed three runs or fewer while going 0-4 over a five start stretch from June 30 to July 30 to become the sixth pitcher in Oakland history to toss at least five innings and allow three runs or fewer in five consecutive games without recording a win (last: Vin Mazzaro, Aug. 3-26, 2010)...combined with Fernando Rodriguez and Fernando Abad on a seven-hit shutout in the A's 5-0 win over Baltimore Aug. 4 in Oakland for his first win as an Athletic...it was part of a career-high 18.0-inning scoreless streak...struck out 10 batters in 6.2 innings Aug. 9 against Houston...did not pitch from Aug. 27 to Sept. 23 due to a strained right shoulder...then started three of the A's final 10 games and went 0-2 with a 7.82 ERA...went 2-7 with a 3.65 ERA and .230 opponents batting average in 13 games, including 10 starts, in his Triple-A debut with Nashville...allowed just one home run in 69.0 innings and that came to the third batter he faced in his first start...was 1-1 with a 3.38 ERA in three games before his April 23 promotion to Oakland...went 1-5 with a 3.83 ERA in nine games following his May 11 option...struck out 11 batters in 6.0 innings June 3 against Salt Lake...tossed a six-inning complete game June 8 at New Orleans.

2014—Made his Major League debut with the Chicago White Sox, going 1-1 with a 3.94 ERA in six games, five starts...did not allow a home run in 29.2 innings...was selected from Double-A Birmingham Aug. 30 and made his debut with a start that day in the second game of a double-header against Detroit...was the losing pitcher in the White Sox 8-4 loss (6.1 ip, 7 h, 5 r, 5 er, 4 bb, 4 so)...was optioned to Triple-A Charlotte following the game but returned to Chicago Sept. 2...was credited with his first win Sept. 22 at Detroit when he combined with Jake Petricka on a 2-0 six-hit shutout...tossed 7.2 innings and allowed six of the hits...began the season on the disabled list at Double-A Birmingham with a broken right finger and missed the first three and one-half months of the season...had a three-game rehab assignment in the Arizona Rookie League and was reinstated from the DL and sent to Birmingham July 26...combined for a 3-1 record and a 2.08 ERA in nine games, eight starts, with the two clubs...allowed a .217 opponents batting average, including .163 against right-handed hitters...was named Southern League Pitcher of the Week for the week of Aug. 4-10 after picking up his first win and striking out 11 in 6.0 shutout innings Aug. 9 against Huntsville...pitched for Glendale in the Arizona Fall League following the season and was named to the AFL Top Prospects Team after going 1-1 with a 0.69 ERA in six relief appearances...struck out 22 and walked just three in 13.0 innings while holding the opposition to a .184 batting average.

2013—Combined to go 11-4 with a 3.08 ERA and 138 strikeouts over 26 starts between Single-A Winston-Salem and Double-A Birmingham...ranked among White Sox organizational leaders in strikeouts (1st), ERA (4th) and wins (t-5th)...limited righties to a .197 average...was promoted to Birmingham July 16...helped guide the Barons to the Southern League Championship...went 2-0 with a 0.71 ERA over two starts in the SL playoffs...appeared in 10 games with the Glendale Desert Dogs of the Arizona Fall League, going 1-0 with a 0.90 ERA and nine strikeouts in 10.0 innings.

2012—Spent the season with Single-A Winston-Salem...led the Dash in appearances (38)...went 1-2 with a 2.98 ERA and four saves in 28 relief appearances, compared to 4-2 with a 4.25 ERA over 10 starts...held right-handers to a .200 average...posted a 1.75 ERA over his first 17 games.

2011—Went a combined 3-1 with a 1.82 ERA and 41 strikeouts in 23 games with Advanced Rookie Bristol, Single-A Kannapolis and Winston-Salem...began the season with Bristol, was promoted to Winston-Salem July 8 and then sent to Kannapolis July 13.

PERSONAL/MISCELLANEOUS

Christopher M. Bassitt was originally signed by White Sox scout Phil Gulley...is married, Jessica, and has one child, Landry...attended the University of Akron and earned All-Mid American Conference honors in 2011...graduated from Genoa Area (Ohio) High School in 2007, where he earned all-league honors in baseball and basketball...helped lead the baseball team to consecutive league titles during his junior and senior seasons.

LIFETIME PITCHING RECORD

Year	Club	W	L	ERA	G	GS	CG	SHO	SV	IP	H	R	ER	HR	HB	BB	IBB	SO	WP	BK
2011	Bristol	0	0	1.08	6	0	0	0	0	8.1	9	1	1	0	0	2	0	11	0	0
	Winston-Salem	0	0	5.40	1	0	0	0	0	1.2	2	1	1	0	1	0	0	1	0	0
	Kannapolis	3	1	1.82	16	0	0	0	1	24.2	18	6	5	1	2	6	0	29	4	0
2012	Winston-Salem	5	4	3.66	38	10	0	0	4	91.0	74	45	37	6	4	54	1	75	3	0
	Winston-Salem	7	2	3.46	18	18	0	0	0	101.1	90	50	39	9	5	42	0	101	7	0
2013	Birmingham	4	2	2.27	8	8	0	0	0	47.2	35	16	12	2	4	17	0	37	1	0
	AZL White Sox	0	0	4.15	3	2	0	0	0	8.2	9	4	4	0	1	3	0	13	1	0
	Birmingham	3	1	1.56	6	6	0	0	0	34.2	26	10	6	2	2	14	0	36	0	0
2014	CHICAGO (AL)	1	1	3.94	6	5	0	0	0	29.2	34	13	13	0	3	13	1	21	0	0
	Nashville	2	7	3.65	13	10	1	0	0	69.0	59	30	28	1	3	19	0	70	3	1
	OAKLAND	1	8	3.56	18	13	0	0	0	86.0	78	36	34	5	9	30	0	64	5	0
2016	OAKLAND	0	2	6.11	5	5	0	0	0	28.0	35	20	19	5	0	14	0	23	2	0
2017	Stockton	0	1	2.77	7	7	0	0	0	13.0	9	4	4	0	0	4	0	14	0	0
	Nashville	4	2	6.21	17	2	0	0	0	37.2	41	26	26	3	4	16	0	31	0	0
2018	Nashville	5	5	4.30	18	14	0	0	0	81.2	86	42	39	6	8	25	0	83	3	0
	OAKLAND	2	3	3.02	11	7	0	0	0	47.2	40	21	16	4	4	19	0	41	2	0
2019	Stockton	0	0	0.00	1	1	0	0	0	3.0	0	0	0	0	0	0	0	7	0	0
	Las Vegas	0	0	4.50	2	2	0	0	0	8.0	8	4	4	2	1	2	0	9	1	0
	OAKLAND	10	5	3.81	28	25	0	0	0	144.0	125	66	61	21	13	47	0	141	3	0
2020	OAKLAND	5	2	2.29	11	11	0	0	0	63.0	56	18	16	6	2	17	0	55	2	0
2021	OAKLAND	12	4	3.15	27	27	1	1	0	157.1	127	55	55	15	11	39	1	159	5	1
Major League Totals		31	25	3.47	106	93	1	1	0	555.2	495	229	214	56	42	179	2	504	19	1

CAREER TRANSACTIONS

2011 — Selected by the Chicago White Sox organization in the 16th round of the First-Year Player Draft. **2014** — Traded to the Oakland Athletics with catcher Josh Phegley and infielders Rangel Ravelo and Marcus Semien for pitchers Jeff Samardzija and Michael Ynoa, December 9. **2016** — On the disabled list, April 29 to October 6. **2017** — On the disabled list, March 30 to July 24; included rehabilitation assignments to Stockton, April 29 to May 7 and June 28 to July 15, and Nashville, May 8 to 23 and July 16 to 24. **2019** — On the injured list, March 25 to April 15; included rehabilitation assignments to Stockton, April 4 to 8, and Las Vegas, April 9 to 15. **2021** — On the injured list, August 18 to September 22.

WILD CARD RECORD

Year	Club/Opp.	W	L	ERA	G	GS	CG	SHO	SV	IP	H	R	ER	HR	HB	BB	IBB	SO	WP	BK
2019	OAK vs. TB																			
2020	OAK vs. CWS	1	0	1.29	1	1	0	0	0	7.0	6	1	1	0	0	1	0	5	1	0

DIVISION SERIES RECORD

Year	Club/Opp.	W	L	ERA	G	GS	CG	SHO	SV	IP	H	R	ER	HR	HB	BB	IBB	SO	WP	BK
2020	OAK vs. HOU	0	0	6.75	1	1	0	0	0	4.0	9	3	3	2	0	0	0	4	0	0

ALL-STAR GAME RECORD

Year	Club/Site	W	L	ERA	G	GS	CG	SHO	SV	IP	H	R	ER	HR	HB	BB	IBB	SO	WP	BK
2021	AL/Col.	0	0	0.00	1	0	0	0	0	1.0	1	1	0	0	0	2	0	1	0	0

BASSITT'S CAREER BESTS

Low Hit Complete Game: 2, May 27, 2021 vs. Los Angeles (AL)
Innings Pitched: 9.0, May 27, 2021 vs. Los Angeles (AL). As reliever: 4.1, April 25, 2015 vs. Houston
Strikeouts: 11, September 7, 2019 vs. Detroit. As reliever: 5 (twice), last: September 22, 2019 vs. Texas
Pitches: 116, August 17, 2019 vs. Houston
Longest Winning Streak: 10, April 12 to July 11, 2021
Longest Losing Streak: 9, August 21, 2015 to June 22, 2018
Longest Scoreless Streak: 18.0, July 30 to August 9, 2015

**CATCHER****Height/Weight:** 6-3 / 205**Bats/Throws:** Right / Right**Birthdate:** September 2, 1991**Opening Day Age:** 30**Birthplace/Resides:** Panama City, Panama / Panama City, Panama**Major League Service:** 2 years, 38 days**Obtained:** Signed to a minor league contract, November 25, 2021**Contract Status:** First year of a one-year contract through 2022
[@ChristianBeth27](#)
[Updated Stats](#)
NON-ROSTER INVITEE**CAREER HIGHLIGHTS**

Spent parts of five seasons in the majors with Atlanta (2013-15) and San Diego (2016-17) and is a .222 hitter with eight home runs and 46 RBI in 161 games...began his career as a catcher but pitched in two games for San Diego in 2016 and spent all of 2017 as a pitcher before returning to his catching duties in 2018...has a 10.13 ERA in six big league relief appearances...is a .279 hitter with 73 home runs and 414 RBI in 818 games over 11 seasons in the minors...is 3-2 with a 7.83 ERA in 36 games, including one start, as a minor leaguer...also played in Korea in 2019...was named to the All-Star Futures Game three straight years (2012-14)...was rated as Atlanta's fifth best prospect prior to the 2015 season and number two prior to 2014.

2021 HIGHLIGHTS

- Was a non-roster invitee with Philadelphia but was released on March 28 and signed by Pittsburgh to a minor league contract on April 29...spent the entire season at Triple-A Indianapolis and batted .281 with 14 home runs and 60 RBI in 92 games.
- Walked 28 times, which were the most of his career (majors or minors).
- Tied for ninth in the Pirates farm system in RBI.
- Hit .333 (28-for-84) with a .963 OPS against left-handed pitchers compared to .263 (65-for-247) with a .754 OPS against right-handers.
- His average improved slightly to .293 with runners in scoring position.
- Batted .327 at home, .238 on the road.
- Hit .410 with four home runs and 20 RBI in 16 day games.
- Had a .436 batting average and seven of his 14 home runs with two strikes.
- Started 27 games at catcher, 25 at first base, 18 at designated hitter and 12 in right field...also pitched twice...committed three errors as a first baseman (.986 fielding percentage), one as a catcher (.996) and one as a right fielder (.941)...tossed out 9-of-23 (39.1%) attempted base stealers.
- Was 2-for-5 (.400) with a home run, three RBI and a walk as a pinch hitter.
- Hit in every spot in the order but saw his most action with 52 games hitting clean-up.
- Played for Estrellas in the Dominican Winter League following the season and batted .208 with two home runs and 15 RBI in 34 games...also went 7-for-20 (.350) with a RBI in five games for Panama in the Caribbean Series.
- **DAY-BY-DAY:** Hit safely in each of his first five games through May 18 (8-for-22, .364)...went 3-for-4 with a pair of doubles on May 23 at St. Paul...it was his first of four three-hit games and his first of three two-double games...had a double in three at bats in his next game on May 25 at Omaha, giving him a .348 average and five doubles in his first 11 games...then went 10-for-54 (.185) over his next 17 contests from May 26 to June 18 to drop his average to .260...had a season-high eight-game hitting streak from June 23-July 4...went 11-for-29 (.379) with seven RBI during the streak...pitched for the first time since 2017 on June 24 at Louisville (1.0 ip, 1 h, 1 so)...tripled in the seventh inning on Aug. 14 vs. St. Paul for his first three-bagger since May 12, 2014 at Lehigh Valley...tossed out all four attempted base stealers over a three-game stretch from Aug. 26-31...had three straight two-hit games from Sept. 3-7 (6-for-10, .600) before going on the injured list Sept. 8 with a strained left hamstring...was reinstated on Sept. 22 and went 9-for-26 (.346) with four home runs and 11 RBI over his final seven games...homed twice and drove in a career-high five runs Sept. 26 at Omaha...it was

his fourth career two-homer game as a minor leaguer...pitched for a second time on Sept. 13 against Nashville (1.0 ip, 1 bb)...finished September with a .361 batting average, three home runs and 11 RBI in 10 games.

CAREER

2020—Was a non-roster invitee with Philadelphia and went 4-for-15 (.267) with three home runs, five RBI and a 1.161 OPS in 10 spring training games...was not added to the Phillies 60-man player pool and did not play in 2020...hit .162 with a home run and five RBI in 20 games with Oriente in the Dominican Winter League.

2019—Played for the NC Dinos in the Korean Baseball Organization and hit .246 with eight home runs and 29 RBI in 53 games...then played for Oriente in the Dominican Winter League following the season and batted .276 with two home runs and 12 RBI in 23 games.

2018—Was a non-roster invitee with Milwaukee and returned to his role as a catcher...ended up spending the entire season with Triple-A Colorado Springs where he hit .297 with 20 home runs and 71 RBI in 104 games...was a Pacific Coast League Midseason and Postseason All-Star and an Organization All-Star by MiLB.com...tied for the team-lead in home runs...tossed out 19-of-43 (44.2%) attempted base stealers in 74 games, including 71 starts, at catcher...also appeared in eight games at first base...played for Cibaeñas in the Dominican Winter League following the season.

2017—Did not catch as he converted to pitcher...made the Opening Day roster for San Diego and compiled a 14.73 ERA and .353 opponents batting average in four relief appearances...also went 1-for-7 (.143) at the plate, including 1-for-5 (.200) as a pinch hitter before he was outrighted to El Paso on April 25...spent the balance of the season with the Chihuahuas and was 3-2 with an 8.21 ERA in 34 games, including one start...hit .278 with a home run and two RBI...played for Cibaeñas in the Dominican Winter League following the season and returned to his catching duties.

2016—Spent the entire season with San Diego and hit .228 with six home runs and 25 RBI in 73 games...made 41 appearances at catcher, eight in left field, four in right field, two at pitcher and one at second base...tossed out 6-of-22 (27.3%) runners attempting to steal...slugged his first career pinch hit home run May 20 against Los Angeles-NL (Scott Kazmir)...made his pitching debut on May 31 at Seattle...was placed on the injured list Aug. 31 with a left intercostal strain and missed the remainder of the season.

2015—Split his season between Atlanta and Triple-A Gwinnett...was the Braves starting catcher on Opening Day...threw out 8-of-19 (42.1%) runners attempting to steal in 42 games (41 starts) at catcher...hit his first career walk-off home run June 6 against Pittsburgh (Vance Worley)...led Gwinnett in batting...entered the season as Atlanta's number five prospect according to *Baseball America*.

2014—Began the season with Triple-A Gwinnett but had two stints with Atlanta: June 28-July 20 and Sept. 2 through the end of the season...was named an Organization All-Star by MiLB.com...for the third consecutive season, was selected to play in the All-Star Futures Game for the World Team...was on Gwinnett's disabled list from Aug. 17-24 with a left hand contusion...entered the season as Atlanta's number two prospect according to *Baseball America*..

2013—Played nearly the entire season with Double-A Mississippi...selected as a Southern League Midseason and Postseason All-Star and was named an Organization All-Star by MiLB.com...chosen as a member of the World Team for the All-Star Futures Game...was on the disabled list from April 25 to May 7 with a left hamstring strain...made his Major League debut on Sept. 29 against Philadelphia as a pinch hitter (0-for-1)...following the season, played for Licy in the Dominican Winter League.

2012—Spent the entire season with Mississippi and was a Southern League Midseason All-Star...was chosen as an Organization All-Star by MiLB.com...selected to play in the All-Star Futures Game for the World Team...had two stints on the injured list...was out from April 30 to May 16

with a right hamstring strain and Aug. 12-Sept. 23 (left hand fracture)...was on the suspended list from July 31-Aug. 2...following the season, played for Lacey in the Dominican Winter League.

2011—Split the season between Single-A Rome and Single-A Lynchburg...following the season, played for Surprise in the Arizona Fall League...was selected as an AFL Rising Star and was named to the AFL's All-Prospect Team.

2010—Spent the entire season with Single-A Rome.

2009—Played for Gulf Coast Rookie League Braves and Rookie Danville.

2008—Began his professional career with the Dominican Summer League Braves.

PERSONAL/MISCELLANEOUS

Christian Gabriel Bethancourt was originally signed by Atlanta scout Luis Ortiz.

LIFETIME PLAYING RECORD

Year	Club	AVG.	G	AB	R	H	2B	3B	HR	RBI	SH	SF	HP	BB	SO	SB	CS	OBP	SLG	E
2008	DSL Braves	.267	34	116	12	31	6	3	0	17	0	3	1	11	25	1	0	.328	.371	6
2009	GCL Braves	.284	32	116	22	33	9	1	2	19	0	3	1	11	22	7	0	.344	.431	4
	Danville	.260	14	50	10	13	5	0	2	8	0	0	0	6	16	1	1	.339	.480	3
2010	Rome	.251	108	399	31	100	19	2	3	34	0	5	2	14	62	11	3	.276	.331	12
2011	Rome	.303	54	221	25	67	10	3	4	33	0	5	1	8	27	6	3	.323	.430	11
	Lynchburg	.271	45	166	11	45	6	0	1	20	2	4	0	3	35	3	2	.277	.325	8
2012	Mississippi	.243	71	268	30	65	5	1	2	26	4	3	2	11	45	8	6	.275	.291	8
2013	Mississippi	.277	90	358	42	99	21	0	12	45	5	7	2	16	57	11	7	.305	.436	12
	ATLANTA	.000	1	1	0	0	0	0	0	0	0	0	0	1	0	0	0	.000	.000	0
2014	Gwinnett	.283	91	343	33	97	17	1	8	48	1	6	2	13	61	7	1	.308	.408	9
	ATLANTA	.248	31	113	7	28	3	0	0	9	0	0	1	3	26	1	1	.274	.274	3
2015	ATLANTA	.200	48	155	16	31	8	0	2	12	0	0	0	5	33	1	1	.225	.290	4
	Gwinnett	.327	52	202	25	66	19	0	4	31	1	3	0	12	31	5	0	.359	.480	3
2016	SAN DIEGO	.228	73	193	20	44	9	0	6	25	0	1	0	10	56	1	2	.265	.368	3
2017	SAN DIEGO	.143	8	7	0	1	0	0	0	0	0	0	0	0	3	0	0	.143	.143	0
	El Paso	.278	31	18	2	5	1	0	1	2	0	0	0	6	0	0	0	.278	.500	0
2018	Colorado Springs	.297	104	391	59	116	22	0	20	71	0	6	1	20	76	6	1	.328	.506	6
2019	NC Dinos (Korea)	.246	53	203	23	50	8	0	8	29	0	2	1	18	51	1	1	.308	.404	-
2020																				
2021	Indianapolis	.281	92	331	46	93	18	1	14	60	0	2	2	28	73	4	1	.339	.468	5
	Minor League Season Canceled — Did not play)																			
	Major League Totals	.222	161	469	43	104	20	0	8	46	0	1	1	18	119	3	4	.252	.316	10
	Minor League Totals	.279	818	2980	348	830	158	12	73	414	13	47	14	153	536	70	25	.312	.413	87

LIFETIME PITCHING RECORD

Year	Club	W	L	ERA	G	GS	CG	SHO	SV	IP	H	R	ER	HR	HB	BB	IBB	SO	WP	BK
2016	SAN DIEGO	0	0	0.00	2	0	0	0	0	1.2	1	0	0	0	1	3	0	1	0	0
2017	SAN DIEGO	0	0	14.73	4	0	0	0	0	3.2	6	9	6	1	0	8	0	2	2	0
	El Paso	3	2	8.21	34	1	0	0	0	41.2	50	40	38	8	5	33	0	23	2	0
2021	Indianapolis	0	0	0.00	2	0	0	0	0	2.0	1	0	0	0	1	1	0	1	0	0
	Major League Totals	0	0	10.13	6	0	0	0	0	5.1	7	9	6	1	1	11	0	3	2	0
	Minor League Totals	3	2	7.83	36	1	0	0	0	43.2	51	40	38	8	6	34	0	24	2	0

CAREER TRANSACTIONS


2008 — Signed by the Atlanta Braves organization as a non-drafted free agent, March 12. **2015** — Traded to the San Diego Padres for right-handed pitcher Casey Kelly and minor league catcher Ricardo Rodriguez, December 10. **2016** — On the disabled list, August 31 to October 2. **2017** — Elected free agency, November 6. **2018** — Signed by the Milwaukee Brewers to a minor league contract, January 8. Elected free agency, November 2. **2019** — Signed by the NC Dinos (Korea). **2020** — Signed by the Philadelphia Phillies to a minor league contract, January 2. Elected free agency, November 1; re-signed by the Phillies to a minor league contract, December 27. **2021** — Released, March 28; signed by the Pittsburgh Pirates to a minor league contract, April 29. Elected free agency, November 7; signed by the Oakland Athletics to a minor league contract, November 25.

BETHANCOURT'S CAREER BESTS

Hits: 3 (six times), last: May 21, 2015 vs. Milwaukee
Home Runs: 1 (eight times), last: August 12, 2016 at New York (NL)
Runs Batted In: 3, August 6, 2016 vs. Philadelphia
Stolen Bases: 1 (three times), last: May 30, 2016 at Seattle
Hitting Streak: 6, July 5 to 11, 2014
Hitless Streak (At Bats): 19, August 12-18, 2016
Game Ending RBI: 1, June 6, 2015 vs. Pittsburgh (home run)
Grand Slams: None
Pinch-Hit Home Runs: 1, May 20, 2016 at Los Angeles-NL (Scott Kkazmir)
Inside-The-Park Home Runs: None
Lead Off Home Runs: None

OAKLAND A'S RECENT EJECTIONS

Date	Player/Coach	Umpire	Date	Player/Coach	Umpire
Sept. 22, 2021	Bob Melvin	Greg Gibson	Aug. 31, 2014	Bob Melvin	Gerry Davis
Sept. 22, 2021	Ryan Christenson	Greg Gibson	July 11, 2014	Bob Melvin	James Hoey
Sept. 18, 2021	Bob Melvin	James Hoye	July 11, 2014	Nick Punto	James Hoye
Aug. 28, 2021	Bob Melvin	Tony Randazzo	June 21, 2014	Bob Melvin	Quinn Wolcott
June 26, 2021	Bob Melvin	Lance Barrett	June 14, 2014	Josh Donaldson	Hal Gibson
May 20, 2021	Bob Melvin	Alan Porter	June 8, 2014	Fernando Abad	Adrian Johnson
May 12, 2021	Ramon Laureano	Ryan Wills	May 17, 2014	Scott Kazmir	Jerry Layne
April 26, 2021	Bob Melvin	Sean Barber	Aug. 14, 2013	Bob Melvin	Doug Eddings
Aug. 9, 2020	Mike Fiers	Ted Barrett	May 29, 2013	Chip Hale	Brian Knight
Aug. 9, 2020	Ramón Laureano	Ted Barrett	May 14, 2013	Bob Melvin	D.J. Reyburn
Aug. 9, 2020	Austin Allen	Ted Barrett	May 8, 2013	Bob Melvin	Angel Hernandez
June 12, 2019	Bob Melvin	Sean Barber	April 25, 2013	Curt Young	Jim Reynolds
June 2, 2019	Stephen Piscotty	Alan Porter	April 13, 2013	Bob Melvin	Andy Fletcher
June 2, 2019	Bob Melvin	Alan Porter	Sept. 18, 2012	Jesse Chavez	Jerry Meals
June 1, 2019	Marcus Semien	Alan Porter	June 23, 2012	Coco Crisp	Tony Randazzo
May 28, 2019	Joakim Soria	James Hoye	June 9, 2012	Bob Melvin	Tim McClelland
May 13, 2019	Bob Melvin	D.J. Reyburn	May 19, 2012	Bob Melvin	James Hoye
Sept. 18, 2018	Bob Melvin	Larry Vanover	May 17, 2012	Bob Melvin	Laz Diaz
July 10, 2018	Bob Melvin	David Rackley	July 31, 2011	Ryan Sweeney	Dan Bellino
Sept. 6, 2017	Matt Chapman	Mike Everitt	July 22, 2011	Gerald Perry	Marty Foster
Sept. 4, 2017	Darren Bush	Jordan Baker	June 16, 2011	Bob Melvin	Tim Tschida
May 27, 2017	Bob Melvin	Will Little	May 27, 2011	Bob Geren	Angel Campos
May 27, 2017	Jed Lowrie	Will Little	May 7, 2011	Josh Willingham	Bill Miller
May 20, 2017	Bob Melvin	Mike Winters	Sept. 12, 2010	Daric Barton	Hunter Wendelstedt
May 4, 2017	Ryon Healy	Mike Muchlinski	Aug. 3, 2010	Bob Geren	Gary Darling
Sept. 20, 2016	Danny Valencia	Marty Foster	July 27, 2010	Jack Cust	Kerwin Danley
Aug. 5, 2016	Danny Valencia	Mike Estabrook	July 20, 2010	Coco Crisp	Bob Davidson
Aug. 4, 2016	Khris Davis	Eric Cooper	July 6, 2010	Daric Barton	Mike Winters
July 15, 2016	Yonder Alonso	Mark Wegner	June 23, 2010	Bob Geren	Jerry Crawford
July 15, 2016	Bob Melvin	Mark Wegner	June 7, 2010	Jim Skaalen	Eric Cooper
July 7, 2016	Coco Crisp	D.J. Reyburn	May 23, 2010	Bob Geren	Greg Gibson
Aug. 17, 2015	Sam Fuld	Brian Knight	Sept. 22, 2009	Adam Kennedy	Eric Cooper
Aug. 17, 2015	Bob Melvin	Brian Knight	August 16, 2009	Bob Geren	Gary Darling
July 22, 2015	Bob Melvin	Hunter Wendelstedt	July 28, 2009	Bob Geren	Adrian Johnson
May 3, 2015	Craig Gentry	Andy Fletcher	May 25, 2009	Jim Skaalen	Brian Knight
April 26, 2015	Bob Melvin	Quinn Wolcott	May 9, 2009	Bob Geren	Paul Nauer

**RIGHT-HANDED PITCHER****Height/Weight:** 6-1 / 196**Bats/Throws:** Right / Right**Birthdate:** December 4, 1993**Opening Day Age:** 28**Birthplace/Resides:** Antioch, California / Meridian, Idaho**Major League Service:** 2 years, 18 days**Obtained:** Acquired from the Seattle Mariners for Danny Valencia, November 12, 2016**Contract Status:** First year of a one-year contract through 2022[Updated Stats](#)**CAREER HIGHLIGHTS**

Made his Major League debut with Oakland in 2017 and has spent parts of each of the last five seasons with the A's, going 6-11 with a 5.74 ERA in 30 games, including 27 starts...missed the final 36 games of 2017 and all but a month of 2018 due to two stints on the DL...was originally selected by the Cubs as a supplemental pick following the first round of the 2012 draft but was traded twice in 2016...was sent to the Mariners prior to the trading deadline in the Mike Montgomery deal and was traded to the A's following the season for Danny Valencia...is 49-33 with a 3.66 ERA in 147 games (138 starts) in nine seasons in the minors...was named to Midseason All-Star teams in the Pacific Coast League in 2017 and 2019, the Southern League in 2016 and the Midwest League in 2014.

2021 HIGHLIGHTS

- Began the season at Triple-A Las Vegas and was 4-7 with a 4.97 ERA in 17 games, including 16 starts, when he was selected by Oakland on Aug. 18...spent the balance of the season with the A's and went 1-4 with a 5.87 ERA in nine starts.
- Has spent parts of each of the last five seasons with Oakland and his nine starts were the second most of his career (10 in 2017)...had career highs in strikeouts (26), losses (4), runs (26), earned runs (25) and home runs (8) and matched his high in hit batters (2) and wild pitches (1).
- Allowed a .319 opponents batting average but walked just 10 batters in 38.1 innings (2.35 walks per nine innings) for a .366 opponents on-base percentage.
- His opponents batting average broke down to .309 (29-for-94) with an .858 OPS against right-handed hitters compared to .333 (23-for-69) with a .953 OPS against left-handers.
- Opponents hit .333 with runners in scoring position and he has a .328 career average in that situation.
- Was 0-1 with a 4.03 ERA and .720 opponents OPS in five starts at home, 1-3 with an 8.44 ERA and 1.115 OPS in four starts on the road...yielded seven of his eight home runs on the road.
- Was 1-1 with a 3.38 ERA in four starts during the day, 0-3 with an 8.24 ERA in five starts at night.
- Allowed a .533 batting average to the opponents number nine hitter and .438 average to the seven hitter.
- The A's were 3-1 in his no decisions and went 4-5 (.444) in his starting assignments...tossed fewer than six innings in all nine starts, including fewer than five innings four times.
- His seven losses with the Aviators were his most as a minor leaguer and his .311 opponents batting average was a career high.
- Surrendered just eight home runs in 88.2 innings, an average of 0.81 per nine innings.
- His opponents batting average broke down to .300 (61-for-203) with an .824 OPS against left-handed hitters and .323 (53-for-164) with a .776 OPS against right-handers...yielded six of his eight home runs and issued 18 of his 27 walks to lefties.
- Opponents hit .311 with the bases empty, .311 with runners on...six of the eight home runs he allowed were solo shots.
- Had a .296 opponents average and allowed one home run the first time through the order, .307 with three home runs the second time and .337 with four home runs after that.

- Went 2-3 with a 4.24 ERA, .287 opponents batting average and .737 OPS in nine starts at home, 2-4 with a 5.79 ERA, .333 opponent average and .867 OPS on the road.
- Tossed six innings or fewer in each of his 17 appearances...the Aviators were 5-11 (.313) in his starting assignments.
- **DAY-BY-DAY:** Issued a season-high three walks in his first start on May 9 against Sacramento, his first of four games with three walks...tossed a season-high 6.0 innings May 15 at Reno, his first of five outings of 6.0 innings...picked up his first win of the season May 27 against Sacramento in his only relief appearance of the season...relieved a rehabbing Jesús Luzardo in the second inning and allowed two runs on six hits in 4.2 innings...finished May with a 1-1 record and a 3.74 ERA in four games, three starts...logged a season-high 106 pitches on June 1 against Sacramento...picked up his second win June 7 against Albuquerque for his only winning streak of the season...allowed six runs in a season-low 4.0 innings but had a no decision in a 10-9 loss at Salt Lake on June 25...had a season-high three-game losing streak from July 12-31...posted a 7.08 ERA and .360 opponents batting average during that four-start streak...including July 18 against El Paso when he tossed 5.0 scoreless innings and allowed just one hit...allowed a season-high seven runs on a season-high 12 hits in a 10-1 loss to Tacoma on July 31 and finished July 1-4 with a 6.23 ERA in six starts...struck out a season-high nine in 5.0 innings in his final Triple-A start on Aug. 13 against Tacoma but allowed four runs in and was the losing pitcher in a 4-3 loss...was 4-7 with a 4.97 ERA in 17 games, including 16 starts, when he was selected by Oakland on Aug. 18...started that day at Chicago (AL) and allowed three runs on five hits in 5.1 innings in a 3-2 loss...also walked a season-high three batters...tossed a season-high 5.2 innings and struck out a career-high tying five batters in his second start on Aug. 23 against Seattle...also had a season-high 97 pitches...logged 5.0 scoreless innings on Aug. 29 against New York (AL) but had a no decision in the A's 3-1 win...left with a 1-0 lead but the bullpen blew the save...went 0-1 with a 2.81 ERA, .250 opponents batting average and .624 OPS in three starts in August...then compiled a 1-3 record with an 8.06 ERA, .359 opponents batting average and 1.060 OPS over his final six starts...allowed a season-high nine hits and surrendered three home runs in a game for the first time in his career in a 10-8 loss at Toronto on Sept. 4...yielded four runs on six hits in a season-low 2.2 innings on Sept. 10 against Texas...left with a 6-4 lead but had a no decision in the A's 10-5 win...picked up his only win of the season on Sept. 16 at Kansas City when he allowed two runs on six hits in 5.0 innings in the A's 7-2 win...it was his first win since June 29, 2018 against Cleveland and it snapped a career-high six-game losing streak dating back to July 6, 2018...posted an 8.62 ERA and .351 opponents batting average during the streak, which spanned 11 games (eight starts)...matched his career high with five strikeouts on Sept. 21 against Seattle...allowed a season-high six runs and a career-high tying three home runs in 2.0 innings in his final start on Oct. 2 at Houston, a 10-4 loss.

CAREER

2020—Was on the A's Taxi Squad for every road trip except the first and had two stints with Oakland...was recalled for the first time Aug. 19 but was optioned back to the alternate camp Aug. 24 without pitching...was added as the 29th man for the Sept. 26 doubleheader against Seattle and started game two...allowed seven runs on five hits and two walks in 2.1 innings and was the losing pitcher in the A's 12-3 loss...was also on the Taxi Squad for the ALWCS and ALDS...was 0-0 with a 9.39 ERA in three games, including two starts, during the spring before he was optioned to Triple-A Las Vegas March 7...was added to the A's 60-man player pool June 29.

2019—Was 0-2 with a 10.64 ERA in four games, including one start, over three stints with Oakland...allowed 19 hits in 11.0 innings for a .380 opponents batting average...yielded a .333 batting average and .907 OPS against right-handed hitters compared to .423 with a 1.256 OPS against left-handers...had a .476 opponents average with the bases empty, .310 with runners on...allowed his only inherited runner to score and first batters faced were 2-for-3 (.667)...opponents were 5-for-5 in stolen base attempts with him on the mound after going 4-for-9 (44.4%) over his first two seasons...did not commit an error in five chances...was recalled for the first time June 8 as the 26th man for the doubleheader at Texas and started and lost the day game...returned to Las Vegas following the game...did not pitch during his second stint with Oakland on July 5...recalled for a third time when rosters expanded on Sept. 1 and had a loss and a 9.00 ERA in three September relief appearances...they were the first relief appearances of his career after

17 starts...went 11-3 with a 4.34 ERA in 24 games, including 22 starts, with Las Vegas and was named Most Valuable Pitcher on the Aviators...led the Pacific Coast League in winning percentage (.786), tied for second in wins, ranked fourth in ERA, seventh in opponents batting average (.265) and eighth in innings pitched (132.2)...was named to the PCL Midseason All-Star Team...led the A's farm system in wins and winning percentage, ranked sixth in innings pitched, seventh in ERA and opponents batting average and tied for eighth in games started...had minor league career highs in wins, runs (70), earned runs (64) and home runs (18)...his opponents batting average broke down to .265 with a .759 OPS against left-handed hitters compared to .266 with a .747 OPS against right-handers...opponents were 0-for-7 with the bases loaded...went 4-1 with a 3.06 ERA in eight games after the All-Star Break...was 5-0 with a 2.31 ERA and .206 opponents batting average in six starts following an Aviators loss...struck out a season-high eight batters and logged a season-high 98 pitches in 5.0 innings in his first start on April 6, a 12-5 win at El Paso...then tossed a season-high 7.0 innings April 11 against Las Vegas, his first of six outings of exactly seven innings...tossed 6.0 scoreless innings on April 29 for the win at Round Rock (3 h, 0 bb, 4 so) to begin a season-high five-game winning streak that ran through June 25...compiled a 4.94 ERA and .260 opponents batting average during the streak, which spanned 10 starts...was 6-1 with a 4.55 ERA in 11 starts when he was recalled by Oakland June 8 as the 26th man for a doubleheader that day at Texas...was returned to Las Vegas following the game and went 5-2 with a 4.18 ERA over his final 13 games...was 2-0 despite a 7.18 ERA and .318 opponents batting average in five starts in June...then went 1-2 with a 2.42 ERA in four games in July, which was his lowest single-month ERA in 2019...had scoreless outings on July 16 at Tacoma (7.0 ip), July 28 at El Paso (7.0 ip) and Aug. 9 at Iowa (7.0 ip)...went 4-0 with a 2.83 ERA over his final six games beginning July 28...walked just four batters in 35.0 innings (1.03 per nine innings)...was 3-0 with a 3.54 ERA in five games in August...did not pitch during the postseason as he was recalled by Oakland when rosters expanded on Sept. 1.

2018—Was limited to just six starts with Oakland due to two stints on the disabled list...began the season on the DL with a strained right forearm, went 2-3 with a 7.16 ERA in six starts from June 7 to July 6 and then missed the remainder of the season with right elbow lateral epicondylitis...walked six batters in 27.2 innings, an average of 1.95 per nine innings...allowed a .303 opponents batting average, including .283 against right-handed hitters compared to .317 against left-handers...issued just one walk to a batter leading off an inning but allowed a .300 batting average in that situation...yielded a .225 batting average and both of his home runs with the bases empty...began the season on the 10-day disabled list with a strained right forearm...was transferred to the 60-day DL April 5 and was sent to Single-A Stockton on a rehab assignment May 31...started that day against Modesto and had a no decision in the Ports 6-3 win (3.2 ip, 8 h, 3 r, 3 er, 1 bb, 1 so, 62 pitches)...was reinstated from the DL June 7 and allowed one run in 6.0 innings for the win that day against Kansas City...allowed a career-high eight runs in 1.1 innings in a 13-5 loss to Houston on June 13...tossed 6.1 shutout innings for the win on June 29 against Cleveland...struck out a career-high five batters against the Indians, ending a career-opening streak of 14 consecutive starts of four strikeouts or fewer and more than one inning pitched...that was the longest such streak by an A's pitcher in 86 years (21, Tony Freitas, May 31-Sept. 18, 1932)...allowed six runs on seven hits in 4.0 innings for the loss July 6 at Cleveland in his final appearance of the season...was placed on the DL July 8 retroactive to July 7.

2017—Made both his Triple-A and Major League debuts in 2017...spent the first three months of the season at Nashville where he went 5-6 with a 3.05 ERA in 15 games, including 14 starts...was promoted to Oakland July 1 and compiled a 3-1 record and a 3.22 ERA in 10 starts before a right hand contusion ended his season Aug. 23...struck out just 22 batters in 58.2 innings with the A's, an average of 3.38 per nine innings...that was the lowest mark in the majors among pitchers with 50 or more innings pitched...it was second lowest by an A's pitcher over the last 27 years (Saarloos, 2.99 in 2005)...went 1-1 with a 2.25 ERA and .212 opponents batting average over his first five starts through July 26...then went 2-0 despite a 4.39 ERA and .315 opponents average over his final five starts...allowed a .262 opponents batting average, including .225 against left-handed hitters compared to .294 against right-handers...opponents hit .133 with runners in scoring position and two outs...had a .212 opponents average the first time through the lineup...ranked second in the Pacific Coast League in ERA (3.05) and fourth in opponents batting average (.231) when he was promoted to Oakland July 1...made his Major League debut that day against

Atlanta and had a no decision in the A's 4-3 loss...allowed just one unearned run in 6.0 innings of work and retired 14 of the final 16 batters he faced...tossed a career-high 7.2 innings and allowed one run in the A's 7-4 victory at Seattle July 6 to earn his first ML win...walked one batter in each outing to become the first pitcher in Athletics history to toss six or more innings, allow one run or fewer and walk one batter or fewer in each of his first two games...is the 10th Major Leaguer to do it...was charged with his first loss in a 7-5 decision at New York (NL) July 21...tossed 4.0 innings Aug. 16 against Kansas City to snap a career-opening streak of eight consecutive games of more than five innings pitched...that was the second-longest such streak in Oakland history to Willie Adams, who had a 10-game streak in 1996...was placed on the 10-day disabled list Aug. 25 retroactive to Aug. 23 with a right hand contusion and missed the remainder of the season... was transferred to the 60-day DL Sept. 5...was named to the PCL Midseason All-Star team while pitching for Nashville...went 4-2 with a 1.84 ERA over his last eight starts...held right-handed hitters to a .216 average...was 2-2 with a 2.08 ERA and .177 opponents average in six starts on the road...went 1-2 despite a 1.64 ERA and .195 opponents batting average in four starts in April... put together consecutive wins for the only time on May 19 at Sacramento and May 24 against Omaha...tossed 6.0 scoreless innings against the River Cats and 7.0 scoreless innings against the Storm Chasers as part of a 14.0-inning scoreless streak from May 19 to 29...compiled a 2-1 record and a 1.75 ERA in five starts in June.

2016—Began the season at Double-A Tennessee in the Chicago Cubs organization and was 6-4 with a 3.17 ERA in 18 starts when he was traded to the Seattle Mariners organization July 20... was assigned to Double-A Jackson and went 3-1 with a 3.54 ERA in eight games (seven starts) with the Generals...combined for a 9-5 record and a 3.28 ERA in 26 games (25 starts) overall... surrendered just eight home runs in 143.0 innings, an average of 0.50 per nine innings...ranked fourth in the Southern League in fewest walks per nine innings (2.12) and tied for fourth in games started...was named to the SL Midseason All-Star Game after going 4-2 with a 2.53 ERA in 14 starts before the All-Star Break...opponents hit .217 with runners in scoring position...went 1-for-15 (.067) with two strikeouts as a hitter...allowed a run in his first inning of the season April 8 against Mobile...would not allow another earned run until the first inning on May 11 at Montgomery for a streak of 37.0 consecutive innings without an earned run...yielded five runs during the streak...had a 22.0-inning scoreless streak from April 8 to 23...was named SL Pitcher of the Week for the week of April 18-24 after going 2-0 in two starts (15.0 ip, 9 h, 2 r, 0 er, 3 bb, 4 so)...went 3-0 with a 0.29 ERA and .210 opponents batting average in five starts in April...the ERA was second lowest in all of the minor leagues in the first month of the season...his ERA stood at 0.96 over his first nine starts through May 22...pitched for the North All-Stars in the Southern League All-Star Game on June 21 at Pearl, Miss. and retired the side in order in the third inning (2 so)...was traded to the Seattle Mariners with infielder Daniel Vogelbach for pitcher Mike Montgomery and minor league pitcher Jordan Pries, July 20...went 3-0 with a 3.74 ERA in six games in the month of August...then had a win and a 4.50 ERA (12.0 ip, 17 h, 6 r, 6 er, 2 bb, 6 so, 2 hr) in two postseason starts for Jackson...started and won Game 3 of the SL Championship Series to complete the Generals sweep of Mississippi for the SL Championship.

2015—Went 7-5 with a 3.11 ERA in 18 starts with Single-A Myrtle Beach in a season shortened by two stints on the disabled list...surrendered just three home runs in 89.2 innings, an average of 0.30 per nine innings...went 3-2 with a 1.31 ERA and .218 opponents average in eight starts after the All-Star Break...the Pelicans won all six of his starts in which he had a no decision and they were 13-5 (.722) in his starting assignments...had a 12-start, 66.1-inning homerless streak from April 25 to Aug. 15...was on the disabled list from June 12 to July 12 with a sprained right ankle...allowed just one run in four starts in July and was 1-1 with a 0.45 ERA...tossed 2.0 scoreless innings Aug. 29 against Wilmington and went on the DL the next day with a strained right forearm...missed the remainder of the season.

2014—Spent the entire season at Single-A Kane County and went 9-4 with a 3.23 ERA in 24 starts...surrendered just six home runs in 117.0 innings (0.46 per nine innings)...ranked second in the Cubs farm system and 10th in the Midwest League in ERA...was named to the MWL Midseason All-Star Team...combined on a one-hit shutout in a 1-0, seven-inning win in the second game of a doubleheader at Bowling Green April 15 (6.0 ip, 1 h)...that began a seven-start stretch from April 15 to May 22 during which he went 5-1 with a 1.56 ERA...compiled a 3-0 record and a

1.88 ERA in five starts in May...made one postseason start for Kane County and had a no decision (5.0 ip, 1 h, 7 so).

2013—Went 2-3 with a 3.33 ERA in 13 games, including 12 starts, with Boise of the Short-Season Single-A Northwest League...yielded a .167 average to batters leading off an inning...was 1-1 with a 1.42 ERA in five games at home...was named NWL Pitcher of the Week the first week of the season (June 17-23)...had no decisions but did not allow an earned run in two starts (10.0 ip, 4 h, 1 r, 1 bb, 12 so)...did not allow an earned run in three starts in June (15.0 ip)...went 1-0 with a 0.75 ERA in two postseason starts...struck out 17 batters and walked just one in 12.0 innings.

2012—Made his professional debut with the Cubs affiliate in the Arizona Rookie League and was 2-0 with a 3.48 ERA in nine games, including six starts...allowed a .284 opponents batting average, including .214 against left-handed hitters...his debut came in a start on July 14 at the Padres (1.0 ip, 2 h, 1 r, 1 er)...his first win and strikeout came in his third appearance, which was in relief on July 24 against the Indians (2.0 ip, 1 h, 1 so)...made one postseason start and took the loss (3.0 ip, 4 h, 3 r, 3 er, 0 bb, 3 so) on Aug. 30 against the A's.

PERSONAL/MISCELLANEOUS

Paul Blackburn was originally signed by Cubs scout Scott Fairbanks...graduated from Heritage High School in Brentwood, Calif...went 8-3 with a 1.27 ERA as a senior and tossed his first career no-hitter against Deer Valley.

LIFETIME PITCHING RECORD

Year	Club	W	L	ERA	G	GS	CG	SHO	SV	IP	H	R	ER	HR	HB	BB	IBB	SO	WP	BK
2012	AZL Cubs	2	0	3.48	9	6	0	0	0	20.2	23	11	8	2	0	7	0	13	1	0
2013	Boise	2	3	3.33	13	12	0	0	0	46.0	41	26	17	3	1	29	0	38	3	0
2014	Kane County	9	4	3.23	24	24	0	0	0	117.0	108	48	42	6	7	31	0	75	6	0
2015	Myrtle Beach	7	5	3.11	18	18	0	0	0	89.2	89	36	31	3	6	22	0	63	6	0
2016	Tennessee	6	4	3.17	18	18	0	0	0	102.1	96	47	36	6	1	26	0	72	4	0
	Jackson	3	1	3.54	8	7	0	0	0	40.2	42	16	16	2	0	9	0	27	1	0
2017	Nashville	5	6	3.05	15	14	0	0	0	79.2	69	34	27	6	2	26	0	56	1	0
	OAKLAND	3	1	3.22	10	10	0	0	0	58.2	58	22	21	5	1	16	0	22	1	0
2018	Stockton	0	0	7.36	1	1	0	0	0	3.2	8	3	3	0	0	1	0	1	0	0
	OAKLAND	2	3	7.16	6	6	0	0	0	27.2	33	23	22	2	2	6	0	19	1	0
2019	Las Vegas	11	3	4.34	24	22	0	0	0	132.2	133	70	64	18	3	34	0	92	4	0
	OAKLAND	0	2	10.64	4	1	0	0	0	11.0	19	14	13	3	1	4	0	8	1	0
2020	OAKLAND	0	1	27.00	1	1	0	0	0	2.1	5	7	7	0	0	2	0	2	1	0
2021	Las Vegas	4	7	4.97	17	16	0	0	0	88.2	114	59	49	8	2	27	0	80	3	0
	OAKLAND	1	4	5.87	9	9	0	0	0	38.1	52	26	25	8	2	10	0	26	1	0
Major League Totals		6	11	5.74	30	27	0	0	0	138.0	167	92	88	18	6	38	0	77	5	0
Minor League Totals		49	33	3.66	147	138	0	0	0	721.0	723	350	293	54	22	212	0	517	29	0

CAREER TRANSACTIONS

2012 — Selected by the Chicago Cubs organization as a supplemental pick following the first 1st round of the First-Year Player Draft (56th selection overall). **2016** — Traded to the Seattle Mariners with infielder Daniel Vogelbach for pitcher Mike Montgomery and minor league pitcher Jordan Pries, July 20. Traded to the Oakland Athletics for infielder Danny Valencia, November 12. **2017** — On the disabled list, August 23 to November 5. **2018** — On the disabled list, March 26 to June 6; included rehabilitation assignment to Stockton, May 31 to June 6. On the disabled list, July 7 to October 28.

BLACKBURN'S CAREER BESTS

Low Hit Complete Game: None

Innings Pitched: 7.2, July 6, 2017 at Seattle. As reliever: 5.0, September 9, 2019 at Houston

Strikeouts: 5 (three times), last: September 21, 2021 vs. Seattle. As reliever: 3, September 14, 2019 at Texas

Pitches: 112, August 5, 2017 at Los Angeles (AL). As reliever: 76, September 9, 2019 at Houston

Longest Winning Streak: 3, July 31, 2017 to June 7, 2018

Longest Losing Streak: 6, July 6, 2018 to September 4, 2021

Longest Scoreless Streak: 8.0, July 1 to 6, 2017

**OUTFIELDER****Height/Weight:** 6-2 / 180**Bats/Throws:** Switch / Right**Birthdate:** January 15, 1994**Opening Day Age:** 28**Birthplace/Resides:** Atlanta, Georgia / Woodstock, Georgia**Major League Service:** 99 days**Obtained:** Acquired from San Francisco for cash, May 5, 2021**Contract Status:** First year of a one-year contract through 2022

[Updated Stats](#)
CAREER HIGHLIGHTS

Was selected by Oakland in the 4th round of the 2015 First-Year Player Draft and made his Major League debut in 2019...was claimed off waivers by San Francisco in 2021 but was dealt back to the A's a month later...is 6-for-67 (.090) in 39 games over two seasons in the majors with the A's (2019, 21) and Giants (2021)...is a .261 hitter with 63 home runs and 281 RBI in 531 games in six seasons in the minors...has played exclusively in the outfield, including 389 games in center field, 78 in right field and 21 in left field...was named an A's Organization All-Star by MiLB.com in 2018...was a California League Midseason All-Star in 2017 and 2018 and a Midwest League Midseason All-Star in 2016...played for Mesa in the Arizona Fall League in 2018.

2021 HIGHLIGHTS

- Had one stint with the Giants and three with the A's and batted a combined .088 with a home run and four RBI in 34 games.
- Went 1-for-21 (.048) against left-handed pitchers, 4-for-36 (.111) against right-handers.
- Two of his five hits came with runners in scoring position and he hit .154 with RISP.
- Started 12 games, all with the A's...made nine starts in center field, two in right field and one in left field...did not commit an error in 25 games and 50 total chances overall...has not made an error in 29 career games (60 total chances)...does not have an assist.
- Made seven starts batting ninth, four hitting eighth and one in the seven spot.
- Also played in 51 games for Triple-A Las Vegas and hit .387 with nine home runs and 29 RBI in 51 games.
- His batting average, on-base percentage (.492), slugging percentage (.650) and OPS (1.143) were his highest as a minor leaguer although his games played were his fewest.
- Among Triple-A players with at least 150 plate appearances, he had the best batting average, on-base percentage and OPS and ranked seventh in slugging.
- Was a perfect 5-for-5 in stolen base attempts.
- Hit .391 (18-for-46) with a .991 OPS against left-handed pitchers, .385 (45-for-117) with a 1.202 OPS and all nine of his home runs against right-handers.
- Batted .398 with seven of his nine home runs at home, .373 on the road.
- Had a .385 batting average with runners in scoring position.
- Hit .417 in the seventh inning or later.
- Was 10-for-16 (.625) with three home runs when putting the first pitch in play.
- Started 36 games in center field, four each in left field and right field, and three at designated hitter...did not commit an error in 48 games (104 total chances) overall in the outfield...had two assists.
- Hit in every spot in the order except clean-up...batted sixth 14 times and third 13 times.
- Went 1-for-6 (.167) in two games with Estrellas in the Dominican Winter League following the season.
- **DAY-BY-DAY:** Was with Oakland during the spring, was designated for assignment on April 1 and claimed off waivers by San Francisco April 5...was sent to the Giants alternate site but was recalled on April 27 and went 0-for-1 in two games...was optioned following the game on April 28, designated for assignment on April 30 and traded back to the A's for cash considerations on May 5...was assigned to Las Vegas and hit .273 over his first 10 games...then went 15-for-31 (.484) over his next 10 contests from May 20-30...fell a single short of the cycle on

May 22 against Salt Lake when he was 3-for-3 with a double, triple, home run and walk...had a season-best eight-game minor league hitting streak from May 24 to July 20 (9-for-24, .375) that spanned two call-ups to Oakland...was batting .375 with three home runs, 11 RBI and 12 walks (.487 on-base percentage) in 20 games with Las Vegas when he was recalled by Oakland on June 1...hit his first Major League home run June 12 against Kansas City, a solo shot off Wade Davis to lead off the bottom of the eighth inning...that also represented his first career RBI...was 1-for-13 (.077) in nine games, when he was optioned to Las Vegas June 16...did not appear in a game for the Aviators before he was recalled by Oakland on June 19...had his first career two-hit game June 23 at Texas but then went 1-for-23 over his next 11 contests...stole the first base of his career July 4 against Boston as a pinch runner...was 4-for-33 (.121) in 14 games during his second stint with the A's when he was optioned to Las Vegas July 17...went 12-for-12 (.444) with 10 runs scored and five walks over his first nine games to lift his average to .396...capped that stretch with a 4-for-4 performance on July 27 at Salt Lake...was 4-for-20 (.200) over his next eight games but then hit .460 with five home runs and 15 RBI over a 13-game span from Aug. 7 to 26...went 5-for-5 on Aug. 8 against Salt Lake and 5-for-5 with two doubles, a grand slam and six RBI on Aug. 15 at Tacoma...the five-hit games were the second and third of his minor league career (also Aug. 31, 2017 vs. Visalia) and the six RBI also equaled his minor league career best established in the 2017 game against Visalia...the five-hit game on the 15th raised his Triple-A batting average to .408...had one more day over .400 as he went 10-for-33 (.303) over his final nine minor league games to finish with a .387 average with the Aviators...was recalled by Oakland on Aug. 31 and spent the remainder of the season with the A's...went 0-for-10 in nine games during his final stint and finished the year by going hitless in his final 22 at bats.

CAREER

2020—Hit .222 and walked five times in 11 games during the spring for a .391 on-base percentage...was optioned to Triple-A Las Vegas March 7 and added to the A's 60-man player pool on June 29...was never on the Taxi Squad and did not play in 2020...had left shoulder surgery on Nov. 5 at the Kerlan-Jobe Clinic in Los Angeles...the surgery was performed by Dr. Neal ElAttrache.

2019—Made his Triple-A and Major League debut in 2019...went 1-for-10 (.100) with a double, walk and three strikeouts in five games over three stints with Oakland...appeared in three games (one start) in center field and one game (one start) in right field...was also 1-for-3 with a double as a pinch hitter...was recalled for the first time on May 3 and made his debut that night at Pittsburgh...pinch hit in the seventh inning and popped out to first in his first career at-bat...remained in the game in center field and finished the night 0-for-2 with a strikeout...collected his first hit the next day against the Pirates with a pinch-hit double off Keone Kela in the seventh inning...was 1-for-4 in three games when he was optioned back to Las Vegas May 7...returned on May 24, went 0-for-3 with a walk in his first start in right field on May 26 at Seattle, and was sent back to the Aviators June 1...was recalled a final time Sept. 26 and went 0-for-3 in a start in center field in the final game of the season at Seattle...batted .269 with 11 home runs and 61 RBI in 89 games in his Triple-A debut with Las Vegas...also had a .350 on-base percentage...was hitting .325 with six home runs and 27 RBI in 22 games at the time of his first promotion to Oakland on May 3...batted .249 with five home runs and 34 RBI in 67 games after that...had a .272 batting average, 10 of his 11 home runs and 33 of his 37 walks against right-handed pitching compared to .261 against left-handers...had an .874 OPS against righties, .650 against lefties...hit nine of his 11 home runs with runners on base...batted .323 with runners in scoring position...hit .313 with four home runs and 15 RBI in 15 day games, .261 with seven home runs and 46 RBI in 74 games at night...batted .318 before the All-Star Break, .160 after the break...started 38 games in right field, 36 in center field, seven in left field and three at designated hitter...committed three errors in 83 games overall in the outfield (.984 fielding percentage) and had four assists...hit in every spot in the order except fourth and saw his most action with 39 games batting seventh...had 16 RBI over a seven-game stretch from April 14 to 22...was a perfect 4-for-4 with a walk, two doubles and two RBI April 22 at Fresno, giving him a .362 batting average over his first 15 games...homered in three straight games from April 26 to 28...capped the streak with the third two-homer game of his career on April 28 against El Paso...batted .333 with six home runs and 27 RBI in 21 games in the month of April...also had eight doubles and a triple (.692 slugging percentage), and walked nine times (.409 on-base percentage)...was recalled by Oakland the first time on May 3 but was sent

back to Las Vegas May 7...was hitting .282 in 12 games during his second stint with the Aviators when the A's called again on May 24...was optioned back to Las Vegas June 1 and hit .242 with five home runs and 31 RBI over his final 55 games at Triple-A...had a season-best seven-game hitting streak from June 13 to 21 (11-for-32, .344)...batted .329 with 17 RBI in 19 games in June...was placed on the injured list the first time July 25 with a strained left wrist...was reinstated Aug. 2, went 4-for-14 (.286) with a home run and four RBI in five games, and returned to the IL Aug. 8 with a concussion...was reinstated Aug. 18 and went 3-for-46 (.065) with seven walks over his final 14 regular season games...then went 5-for-17 (.294) with four runs, two doubles, three home runs, six RBI and three walks in five postseason games for Las Vegas...played in his final game on Sept. 8 but was recalled by Oakland on Sept. 26 following an injury to Mark Canha.

2018—Began the season at Double-A Midland but also had a 46-game stay with Single-A Stockton from April 23 to June 16...combined with both clubs to hit .260 with 19 home runs and 69 RBI in 124 games...had career-highs in games, at bats (454), hits (118), doubles (26), home runs, RBI, extra base hits (52) and walks (58) and matched his best in triples (7) and stolen bases (19)...ranked second in the A's farm system in home runs, third in extra base hits, fourth in walks and fifth in RBI...was named an A's Organization All-Star by mlb.com...was also named to the California League Midseason All-Star Game for the second consecutive season but did not play as he was sent back to Midland before the game...batted .265 with 17 of his 19 home runs against right-handed pitching compared to .243 against left-handers...had a .313 batting average in the eighth inning or later...appeared in 95 games in center field, 19 in right field and four in left field...committed five errors in 115 games overall in the outfield for a .983 fielding percentage...had seven assists...saw his most action with 34 games batting third (all at Stockton)...started the year with Midland and was hitting .133 in 11 games when he was transferred to Stockton April 23...reached base safely in 25 consecutive games from May 4 to June 1, which tied for the fourth-longest reaching base streak in the California League...hit .287 with a .431 on-base percentage during the streak...had a grand slam May 25 at Lancaster...had his lone two-homer game of the season May 30 against Modesto...had a .402 on-base percentage in May...was hitting .266 with nine home runs, 32 RBI and a .382 on-base percentage in 46 games with Stockton when he was sent back to Midland June 17...batted .279 with 10 home runs and 35 RBI in 67 games during his second stint at Double-A...hit safely in a season-high nine consecutive games from July 29 to Aug. 8 (14-for-35, .400)...was named Texas League Batter of the Week for the week of July 30-Aug. 5 after going 11-for-29 (.379) with nine runs scored, two doubles, one triple, three home runs and 12 RBI in seven games...homered in three consecutive games from Aug. 3-5 and Aug. 24-26...hit .351 with eight home runs and 19 RBI in August...18 of his 33 hits in the month were for extra bases (nine doubles, one triple) and he slugged .723...walked seven times for a .402 on-base percentage...led the TL in batting, slugging, home runs and extra base hits (18) in August...played for Mesa in the Arizona Fall League following the season and hit .247 with two home runs and 12 RBI in 19 games...walked 12 times for a .353 on-base percentage and stole seven bases...tied for the AFL lead in triples (4) and tied for third in extra base hits (10).

2017—Spent the entire season at Single-A Stockton and hit .243 with 15 home runs and 66 RBI in 114 games...had career highs in runs (76), triples (7) and strikeouts (134)...ranked seventh in the California League in walks (53), tied for seventh in triples and 10th in runs...was named to the CL Midseason All-Star team...tied for third in the A's farm system in triples and ranked fifth in runs and extra base hits (46)...hit all 15 of his home runs against right-handed pitchers...appeared in 107 games in center field, three in left field and two in right field...batted leadoff 60 times...was on the disabled list from April 15 to 21 with a strained left groin...played for the North All-Stars in the Cal League All-Star Game on June 20 at Visalia...struck out as a pinch hitter in his only at bat and remained in the game in center field...connected for grand slams on June 30 vs. Visalia and July 10 at Lancaster...went 5-for-7 with a home run and six RBI in Stockton's 22-0 win over Visalia on Aug. 31...ranked third in the CL with 24 RBI in August...went 6-for-12 (.500) with four runs, two home runs, three RBI and a walk in three postseason games for the Ports.

2016—Hit .231 with five home runs and 37 RBI in his first full professional season at Single-A Beloit...was named to the Midwest League Midseason All-Star team but did not play due to an injury...tied for the league lead in sacrifice flies (11)...appeared in 78 games in center field and

one in left field...batted .304 in 19 games in April...was on the disabled list from June 3 to 22 with a strained left hamstring...hit two home runs in a 5-2 win at Kane County Aug. 27.

2015—Made his professional debut with Short Season Vermont in the New York-Penn League and batted .238 with four home runs and 19 RBI in 52 games...hit .333 after the All-Star Break... appeared in 31 games in center field, 13 in right field and two in left field...made his professional debut June 21 against Lowell and went 1-for-4...hit his first home run the next day against Aberedeen.

PERSONAL/MISCELLANEOUS

Skye Michael Bolt was originally signed by A's scout Neil Avent...graduated from Holy Innocents Episcopal School (GA) where he played baseball and quarterbacked the football team...played collegiately at North Carolina...earned consensus freshman All-America honors in 2013 and was third-team All-ACC in 2015.

LIFETIME PLAYING RECORD

Year	Club	AVG.	G	AB	R	H	2B	3B	HR	RBI	SH	SF	HP	BB	SO	SB	CS	OBP	SLG	E
2015	Vermont	.238	52	181	26	43	10	2	4	19	0	1	0	24	44	2	1	.325	.381	8
2016	Beloit	.231	101	342	34	79	20	2	5	37	0	11	7	42	88	10	5	.318	.345	3
2017	Stockton	.243	114	432	76	105	24	7	15	66	4	4	3	53	134	9	8	.327	.435	5
2018	Midland	.256	78	285	41	73	18	3	10	37	1	0	2	27	75	10	1	.325	.446	5
	Stockton	.266	46	169	28	45	8	4	9	32	1	4	3	31	47	9	3	.382	.521	0
2019	Las Vegas	.269	89	305	57	82	19	3	11	61	1	2	2	37	94	7	5	.350	.459	3
	OAKLAND	.100	5	10	1	1	1	0	0	0	0	0	0	1	3	0	0	.182	.200	0
2020	(Minor League Season Canceled — Did not play)																			
2021	SAN FRANCISCO	.000	2	1	0	0	0	0	0	0	0	0	0	0	1	0	0	.000	.000	0
	Las Vegas	.387	51	163	41	63	12	2	9	29	0	1	3	32	43	5	0	.492	.650	0
	OAKLAND	.089	32	56	5	5	1	0	1	4	2	0	0	1	14	2	0	.105	.161	0
Major League Totals		.090	39	67	6	6	2	0	1	4	2	0	0	2	18	2	0	.116	.164	0
Minor League Totals		.261	531	1877	303	490	111	23	63	281	7	23	20	246	525	52	23	.349	.445	24

CAREER TRANSACTIONS

2012 — Selected by the Washington Nationals organization in the 26th round of the First-Year Player Draft; did not sign. **2015** — Selected by the Oakland Athletics organization in the 4th round of the First-Year Player Draft. **2021** — Claimed off waivers by the San Francisco Giants, April 5. Traded to the Athletics for cash considerations, May 5.

BOLT'S CAREER BESTS

Hits: 2, June 23, 2021 at Texas
 Home Runs: 1, June 12, 2021 vs. Kansas City
 Runs Batted In: 1 (four times), last: September 24, 2021 vs. Houston
 Stolen Bases: 1 (twice), last: September 2, 2021 at Detroit
 Hitting Streak: 3, June 22 to 23, 2021
 Hitless Streak (At Bats): 22, June 27, 2021 to present
 Game Ending RBI: None
 Grand Slams: None
 Pinch-Hit Home Runs: None
 Inside-The-Park Home Runs: None
 Lead Off Home Runs: None

INFIELDER

Height/Weight: 5-10 / 200

Bats/Throws: Right / Right

Birthdate: December 27, 1995

Opening Day Age: 26


Birthplace/Resides: Milwaukee, Wisconsin / Owasso, Oklahoma

Major League Service: None

Obtained: Selected in the 23rd round of the 2018 First-Year Player Draft

Contract Status: First year of a one-year contract through 2022

 [Updated Stats](#)



CAREER HIGHLIGHTS

Was the A's 23rd round selection in the 2018 First-Year Player Draft and is a .274 hitter with 22 home runs and 141 RBI in 251 games in three seasons in the minors...has 125 walks and 32 hit by pitches for a .381 on-base percentage...has played 161 games at third base, 54 at first base and nine at second base...led the A's farm system and the Double-A Central with a .407 on-base percentage in 2021...was named to the New York-Penn League Midseason All-Star team in 2018...played for Mesa in the Arizona Fall League in 2021.

2021 HIGHLIGHTS

- Batted .265 with nine home runs and 49 RBI in 78 games with Double-A Midland...walked a career-high 57 times and was hit by a pitch nine times for a career-high .407 on-base percentage.
- His on-base percentage led the A's farm system and the Double-A Central and was 13th best among all full season minor leaguers.
- Also ranked fifth in the Double-A Central in walks and 10th in OPS (.831).
- Ranked third in the A's farm system in walks.
- Batted .339 (20-for-59) with a 1.009 OPS against left-handed pitchers compared to .244 (50-for-205) with a .780 OPS against right-handers.
- His average improved to .291 with runners in scoring position...went 5-for-12 (.417) with a grand slam and 14 RBI with the bases loaded.
- Hit .305 at home compared to .212 on the road...however, clubbed seven of his nine home runs in away games.
- Was 8-for-12 (.667) with two doubles, a home run and three RBI when putting the first pitch in play.
- Started 45 games at first base, 14 at third base, nine at second base and eight at designated hitter...committed two of his three errors as a second baseman.
- Hit .364 with three home runs and 10 RBI as the designated hitter and walked in his only pinch hitting appearance.
- Batted third 34 times, fourth 34 times, fifth nine times and ninth once.
- Played for Mesa in the Arizona Fall League following the season and hit .250 with three home runs and eight RBI in 17 games...added 16 walks and was hit by a pitch three times for a .451 on-base percentage.
- **DAY-BY-DAY:** Began the season by hitting safely in each of his first eight games, which was his longest hitting streak of the season...went 11-for-26 (.423) with four home runs, nine RBI and nine walks during the streak...homed in three straight games from May 7-9 at Frisco (four home runs total)...went 4-for-5 with four runs scored, two home runs and three RBI on the 8th...it was his first career four-hit game and his only multiple homer contest...the runs scored were also a career high...connected for his fifth home run in his 11th game on May 20 at Amarillo...would homer just four times over his final 67 contests...was batting .333 with a 1.025 OPS in 23 games when he was placed on the development list June 7...was second in the Double-A Central in OPS and third in batting, on-base percentage (.444) and slugging percentage (.580) at the time...was reinstated on July 5 and hit .235 with a .747 OPS over his final 55 games...went 12-for-59 (.203) with 11 walks and 11 RBI over an 11-game stretch from July 13-Aug. 5...had his second four-hit game and a career-high five RBI Aug. 10 against San

Antonio...had a second-inning grand slam in Midland's 15-0 win...went 3-for-3 with four RBI five days later against the Missions...was 6-for-45 (.133) with seven walks over his final 12 games in August...then batted .261 with 18 walks and a .478 on-base percentage in 15 games in September...led all Double-A batters in walks in September...walked three times in a game for the first time in his career on Sept. 15 against Tulsa.

CAREER

2020—Did not play following the cancellation of the minor league season due to the pandemic.

2019—Spent nearly the entire season at Single-A Stockton where he batted .279 with 10 home runs and 58 RBI in 115 games...also went 2-for-9 (.222) in two games with Double-A Midland in September and combined for a .277 batting average in 117 games overall...added 44 walks and was hit by a pitch 17 times for a .368 on-base percentage...had career highs in all counting categories except walks and stolen bases...tied for third in the California League in hit by pitches (17) and ranked sixth in on-base percentage (.371)...ranked eighth in the A's farm system in on-base percentage and tied for ninth in hits (114)...batted .242 against left-handed pitchers compared to .288 against right-handers...hit .307 with runners in scoring position...six of his 10 home runs came with runners on base...started 95 games at third base, 12 at designated hitter and eight at first base...committed seven errors as a third baseman for a .970 fielding percentage...also had one error as a first baseman...went 0-for-1 as a pinch hitter...hit in every spot in the order except leadoff and saw his most playing time batting eighth (28 games), seventh (27) and fifth (21)...hit .348 with three home runs and 13 RBI in 17 games batting clean-up...was batting .189 with a .298 on-base percentage over his first 34 games through May 26...then hit .308 with a .393 on-base percentage over his final 83 contests...reached base safely in 28 consecutive games from July 1-28 and batted .371 with a .442 on-base percentage over that span...had a season-best 15-game hitting streak from July 4-15...went 19-for-49 (.456) with three home runs and 12 RBI during the streak...matched his career high with two doubles on July 20 against Rancho Cucamonga and July 25 at Modesto...had three hits in the latter contest, his first of four three-hit games...hit .357 with four home runs, 19 RBI and a .457 on-base percentage in 29 games in July, all his single-month bests for 2019...had a 10-game hitting streak from Aug. 10-21 (11-for-36, .306) and a two-hit game on Aug. 28 at Modesto lifted his average to a season-high .282...was transferred to Midland on Aug. 31 and hit safely in each of his two games in his Double-A debut on Sept. 1 and 2 at Springfield (2-for-9, .222).

2018—Made his professional debut with the A's affiliate in the Arizona Rookie League and went 0-for-5 in two games before he was transferred to Short-Season Vermont on June 27...batted .287 with three home runs and 34 RBI in 54 games with the Lake Monsters and combined for a career-high .280 average in 56 games overall...also stole a career-high three bases...tied for third in the New York-Penn League in doubles (17), ranked seventh in on-base percentage (.376) and ninth in batting (.287) and OPS (.796)...was a NYPL Midseason All-Star...hit .333 against left-handed pitchers, .262 against right-handers...batted .310 with runners in scoring position...started 50 games at third base and six at designated hitter...committed 13 errors for a .906 fielding percentage...hit in every spot in the order except ninth...doubled on June 29 against Brooklyn for his first professional hit...connected for his first home run on July 19 against Staten Island...batted .263 in July but walked 15 times to fuel a .394 on-base percentage...then hit .305 with 21 RBI in 27 games in August...went 0-for-2 for the North in the NYPL All-Star Game on Aug. 14...had a 12-game hitting streak from Aug. 18-29...went 20-for-49 (.408) with eight doubles, a home run and 12 RBI during the streak.

PERSONAL/MISCELLANEOUS

Jonah Michael Bride was originally signed by A's scout Neil Avent...graduated from Owasso High School (Okla.) in 2014 and was named a Louisville Slugger High School All-American by *Collegiate Baseball*...spent one year at Neosho Junior College before transferring to South Carolina...hit .289 with 11 home runs and 95 RBI in 186 games in three seasons with the Gamecocks...added 79 walks for a .395 on-base percentage.

LIFETIME PLAYING RECORD

Year	Club	AVG.	G	AB	R	H	2B	3B	HR	RBI	SH	SF	HP	BB	SO	SB	CS	OBP	SLG	E
2018	AZL A's	.000	2	5	0	0	0	0	0	0	0	0	0	0	1	0	0	.000	.000	0
	Vermont	.287	54	195	29	56	17	0	3	34	0	4	6	24	35	3	2	.376	.421	13
2019	Stockton	.279	115	402	54	112	18	4	10	58	0	3	17	44	97	2	0	.371	.418	8
	Midland	.222	2	9	2	2	0	0	0	0	0	0	0	0	1	0	0	.222	.222	0
2020	(Minor League Season Cancelled — Did Not Play)																			
2021	Midland	.265	78	264	45	70	11	2	9	49	0	4	9	57	57	2	0	.407	.424	3
Minor League Totals		.274	251	875	130	240	46	6	22	141	0	11	32	125	191	7	2	.381	.416	24

CAREER TRANSACTIONS

2018 — Selected by the Oakland Athletics organization in the 23rd round of the First-Year Player Draft.

**RIGHT-HANDED PITCHER****Height/Weight:** 6-2 / 223**Bats/Throws:** Left / Left**Birthdate:** June 20, 1992**Opening Day Age:** 29^M**Birthplace/Resides:** West Hills, California / West Hills, California**Major League Service:** None**Obtained:** Signed to a minor league contract, February 15, 2021**Contract Status:** First year of a one-year contract through 2022
 [Updated Stats](#)
NON-ROSTER INVITEE**CAREER HIGHLIGHTS**

Was selected by Philadelphia in the third round of the 2014 First-Year Player Draft and began his career as an outfielder...converted to pitcher midway through the 2017 season and is 11-15 with 19 saves and a 4.01 ERA in 156 relief appearances in four seasons...is a .253 hitter with 22 home runs and 117 RBI in 324 games...played professionally for seven seasons in the Phillies farm system before signing a minor league deal with the A's on Feb. 15, 2021...played in the Arizona Fall League three straight seasons from 2015-17, the first two as a hitter.

2021 HIGHLIGHTS

- Split his first season in the A's organization between Double-A Midland and Triple-A Las Vegas and combined for a 3-4 record, a career-high 12 saves and a 3.14 ERA in a career-high 51 relief appearances.
- His ERA was a career low as was his opponents batting average (.231), on-base percentage (.337), slugging percentage (.342) and OPS (.679).
- Surrendered just three home runs in 63.0 innings, an average of 0.43 per nine innings.
- Converted 12-of-13 (92.3%) save opportunities and the saves tied Charles Hall for the most in the A's farm system.
- His opponents batting average broke down to .195 (15-for-77) with a .671 OPS against left-handed hitters compared to .250 (37-for-148) with a .684 OPS against right-handers.
- Yielded a .229 average with the bases empty, .233 with runners on...opponents were 0-for-10 with a walk with the bases loaded.
- Allowed 7-of-23 (30.4%) inherited runners to score...first batters faced were 14-for-44 (.318) with six walks (.400 on-base percentage).
- Had a 5.79 ERA and .294 opponents batting average in nine outings on no days rest, a 2.43 ERA and .217 opponents average in 40 appearances on one day of rest or more.
- Logged a 5.47 ERA in the ninth inning and extra innings, a 1.64 ERA in the eighth inning or earlier.
- Compiled a 2.43 ERA on the road, 3.94 at home.
- Held the opponents five hitter to a .107 batting average
- Opponents were 0-for-27 with 15 strikeouts on an 0-2 count.
- Tossed at least one inning in 44 of his 51 appearances, including two or more 12 times.
- Pitched for Hermosillo in the Mexican Pacific Winter League following the season and had a save and a 1.13 ERA in eight relief appearances.
- **DAY-BY-DAY:** Walked a season-high two batters in his first appearance on May 5 at Frisco, his first of 10 games with two walks...tossed a season-high 2.2 scoreless innings three days later against the Rough-Riders...yielded a season-high three runs, all unearned, in 1.0 hitless inning on May 16 against San Antonio...allowed 4-of-5 (80.0%) inherited runners to score over his first four games through May 16...then allowed just 3-of-18 (16.7%) to score over his final 47 contests...struck out a season-high three on May 20 at Amarillo, his first of three three-strikeout games (also June 16 at Amarillo and June 24 vs. Wichita)...allowed a season-high tying three runs on a season-high four hits in 1.1 innings for the loss on June 5 against Corpus Christi...had a 5.30 ERA over his first 14 games through June 12...then did not allow an earned run over his next nine contests from June 16 to July 9 (11.2 ip) to lower his ERA to 3.26...opponents went 5-for-39 (.128) over that stretch...converted all six of his save opportunities over a

seven-game span from June 25 to July 13 (8.0 ip, 6 h, 3 r, 2 er, 3 bb, 5 so)...was a perfect 9-for-9 in saves when he was tagged with the loss and his only blown save of the season in his final Double-A appearance on July 23 against Corpus Christi...was 1-3 with a 3.58 ERA in 28 games with Midland and was tied for second in the Double-A Central in saves (9) when he was promoted to Las Vegas on July 24...went 2-1 with three saves and a 2.49 ERA in 23 games with the Aviators...did not allow a home run in 25.1 innings...retired each of the first 16 batters he faced in his Triple-A debut and did not allow a run over his first eight games through Aug. 14 (9.1 ip, 2 h, 3 bb, 7 so)...did not allow an earned run over his first 10 games (12.2 ip, 3 r)...then allowed eight runs over a nine-game stretch from Aug. 22-Sept. 14 (8.2 ip, 14 h, 8 r, 7 er, 6 bb, 7 so, 7.27 ERA)...finished the season with four consecutive scoreless outings (4.0 ip) and held the opposition to a .083 (1-for-12) batting average.

CAREER

2020—Was released by Philadelphia on May 29 and did not pitch in 2020 after the minor league seasons was cancelled due to the pandemic.

2019—Spent entire season with Double-A Reading where he went 5-4 with two saves and a 3.82 ERA in 44 relief appearances...tied for fifth in the Eastern League in games pitched...averaged 11.05 strikeout per nine innings...limited right-handed hitters to a .200 batting average and .260 slugging percentage...was second on Reading with 17 games finished.

2018—Began season with Single-A Clearwater...posted a 0.59 ERA in 10 relief appearances from April 24-May 25...was promoted to Double-A Reading on July 2, where he finished the season...with Reading, held left-handed hitter to a .167 average and no extra base hits.

2017—Opened the season as an outfielder with Reading...hit .295 in 13 home games...converted to a pitcher during the season and was transferred to the Gulf Coast League Phillies on June 15...made his pro pitching debut on July 6 vs. the GCL Pirates...was promoted to Clearwater on July 27...recorded at least one strikeout in eight of his 10 games with Clearwater... participated in the Florida Instructional League and pitched for Glendale in Arizona Fall League.

2016—Began the season with Double-A Reading...batted .304, with five doubles, a triple and a home run over 22 games in May...was on the injured list from July 10-Aug. 7 with a sprained right wrist...had a rehab assignment with the GCL Phillies...was transferred to Clearwater on Aug. 8...reached base safely in 17 of his 20 games (.402 on-base percentage)...moved back to Reading on Aug. 28 for the remainder of season...played for Scottsdale in the Arizona Fall League.

2015—Spent the entire season with Single-A Clearwater...was on the injured list from April 29-May 11 with a strained right hip...finished tied for seventh in the Florida State League in home runs, ranked eighth in slugging (.406) and ninth in OPS (.730)...was named Phillies Minor League Player of the Week, Aug. 17-23...recorded 27 multi-hit games...played for Glendale in the Arizona Fall League.

2014—Began his pro career with Single-A Williamsport...was selected as Phillies Minor League Player of the Week, Aug. 11-17...hit safely in 34 of 47 games before being promoted to Single-A Lakewood on Aug. 14...had nine hits in his first 16 at bats with Lakewood (.563 average)...following the season, was named the ninth-best prospect in Phillies minor league system by *Baseball America*...participated in the Florida Instruction League.

PERSONAL/MISCELLANEOUS

Aaron Joshua Brown was originally signed by Phillies scout Shane Bowers...graduated from Chatsworth...attended Pepperdine University where he was named West Coast Conference Pitcher of the Year in 2014 after going 13-1 with a 1.95 ERA in 17 starts...led the NCAA in wins and topped the WCC in strikeouts (104)...went 21-5 with a 3.26 ERA in 45 appearances in three seasons with the Waves...also hit .300 with 16 home runs and 76 RBI in 140 games.

LIFETIME PITCHING RECORD

Year	Club	W	L	ERA	G	GS	CG	SHO	SV	IP	H	R	ER	HR	HB	BB	IBB	SO	WP	BK
2017	GCL Phillies	0	0	3.38	4	0	0	0	0	5.1	2	3	2	0	0	8	0	6	1	0
	Clearwater	0	1	5.27	10	0	0	0	0	13.2	17	12	8	1	3	11	0	14	3	0
2018	Clearwater	2	4	4.91	28	0	0	0	4	36.2	46	23	20	4	1	17	1	41	6	0
	Reading	1	2	4.88	18	0	0	0	1	24.0	16	15	13	1	4	23	0	17	2	0
2019	Reading	5	4	3.82	45	0	0	0	2	66.0	58	35	28	6	2	35	0	81	3	0
2020	(Minor League Season Canceled — Did Not Pitch)																			
2021	Midland	1	3	3.58	28	0	0	0	9	37.2	35	19	15	3	2	18	1	36	2	0
	Las Vegas	2	1	2.49	23	0	0	0	3	25.1	17	11	7	0	3	15	0	20	2	0
Minor League Career		11	15	4.01	156	0	0	0	19	208.2	191	118	93	15	15	127	2	215	19	0

LIFETIME PLAYING RECORD

Year	Club	AVG.	G	AB	R	H	2B	3B	HR	RBI	SH	SF	HP	BB	SO	SB	CS	OBP	SLG	E
2014	Williamsport	.256	47	180	23	46	7	1	3	16	0	1	6	6	41	8	4	.301	.356	2
	Lakewood	.309	14	55	3	17	6	0	1	5	0	1	2	1	19	0	1	.339	.473	1
2015	Clearwater	.257	110	389	52	100	17	4	11	48	2	3	13	27	88	10	8	.324	.406	2
	GCL Phillies	.273	3	11	0	3	0	0	0	1	0	0	0	0	2	0	0	.273	.273	0
2016	Clearwater	.304	20	69	9	21	0	0	2	12	0	1	1	11	19	3	0	.402	.391	3
	Reading	.224	74	228	39	51	14	4	3	27	6	1	8	22	63	2	4	.313	.360	4
2017	Reading	.222	28	90	6	20	3	0	2	8	0	0	1	1	34	0	1	.239	.322	2
2018	Reading	.000	8	2	0	0	0	0	0	0	1	0	0	0	1	0	0	.000	.000	1
2019	Reading	.667	20	3	0	2	1	0	0	0	0	0	0	1	0	0	0	.667	1.000	0
2021	Midland	—	0	0	0	0	0	0	0	0	0	0	0	0	0	0	0	—	—	2
	Las Vegas	—	0	0	0	0	0	0	0	0	0	0	0	0	0	0	0	—	—	1
Minor League Totals		.253	324	1027	132	260	48	9	22	117	9	7	31	68	268	23	18	.317	.382	18

CAREER TRANSACTIONS

2011 — Selected by the Pittsburgh Pirates organization in the 17th round of the First-Year Player Draft; did not sign. **2013** — Selected by the Cleveland Indians organization in the 30th round of the First-Year Player Draft; did not sign. **2014** — Selected by the Philadelphia Phillies organization in the 3rd round of the First-Year Player Draft. **2020** — Released, May 29. **2021** — Signed by the Oakland A's to a minor league contract, February 15.

OAKLAND A'S POSITION PLAYERS WHO HAVE PITCHED

PLAYER	DATE	OPPONENT	SCORE	DEC	IP	H	R	ER	BB	SO
Mitch Moreland	August 17, 2021	at Chicago (AL)	0-9	—	1.0	1	0	0	0	1
Ka'ai Tom	April 4, 2021	Houston	2-9	—	1.0	1	0	0	0	0
Nick Martini	July 22, 2019	at Houston	1-11	—	1.0	0	0	0	2	1
Kendrys Morales	April 20, 2019	at Toronto	1-10	—	1.0	1	1	1	2	0
Jake Smolinski	June 13, 2018	Houston	5-13	—	1.0	2	2	2	0	0
Tyler Ladendorf	June 3, 2016	at Houston	2-12	—	1.0	1	0	0	1	0
Josh Phegley	May 8, 2016	at Baltimore	3-11	—	0.2	0	0	0	0	1
Ike Davis	August 16, 2015	at Baltimore	2-18	—	1.0	1	0	0	1	1
Ike Davis	April 21, 2015	at Los Angeles (AL)	1-14	—	1.0	0	0	0	0	0
Frank Menechino	July 18, 2000	at Colorado	3-18	—	1.0	6	4	4	0	0
Kevin Seitzer	May 2, 1993	at Cleveland	2-10	—	0.1	0	0	0	0	1
Vance Law	October 2, 1991	at Kansas City	5-16	—	0.2	1	0	0	1	0
Mark Wagner	August 20, 1984	at Detroit	1-14	—	1.2	2	0	0	1	1
Garry Hancock	June 25, 1984	at Kansas City	0-16	—	1.1	0	0	0	0	0
Wayne Gross	May 18, 1983	at Minnesota	5-16	—	2.1	2	0	0	1	0
Jeff Newman	September 14, 1977	at Kansas City #2	0-6	—	1.0	1	0	0	0	0



OUTFIELDER/FIRST BASEMAN

Height/Weight: 6-1 / 223

Bats/Throws: Left / Left

Birthdate: July 13, 1992

Opening Day Age: 29

Birthplace/Resides: Klamath Falls, Oregon/ Redmond, Oregon

Major League Service: 1 year, 104 days

Obtained: Selected in the 19th round of the 2015 First-Year Player Draft

Contract Status: First year of a one-year contract through 2022

[@MrBrown_12](#) [Updated Stats](#)

CAREER HIGHLIGHTS

Saw his first extensive playing time in 2021 when he hit 20 home runs in 111 games as a rookie... also played in 33 games from 2019-20 and is a .227 hitter with 20 home runs and 61 RBI in 144 games in three seasons with Oakland...has a .274 average with 93 home runs and 393 RBI in 577 games in six seasons in the minors...ranked second in all of minor league baseball with 37 home runs with Triple-A Las Vegas in 2019...led the Texas League and tied for ninth in the minors with 39 doubles in 2018...was named to the California League Midseason All-Star team in 2017 and the New York-Penn League Midseason All-Star team in 2015...was originally selected by the A's in the 19th round of the 2015 First-Year Player draft.

2021 HIGHLIGHTS

- Batted .214 with 20 home runs and 48 RBI in 111 games as a rookie...became the ninth rookie in Oakland history to hit 20 or more home runs and his .480 slugging percentage was sixth best by an Oakland rookie with 250 or more plate appearances.
- Ranked third among American League rookies in slugging, tied for fifth in home runs, seventh in games, eighth in extra base hits (34) and total bases (135), tied for eighth in RBI, ninth in OPS (.754) and 10th in runs (43).
- One-third of his hits were home runs (20 home runs, 60 hits) and he joins Khris Davis (2018) and Mark McGwire (1992, 95, 96) as the only players in Athletics history to have at least one-third of their hits be home runs (min. 250 pa)...34 of his 60 hits (56.7%) were for extra bases (13 doubles, 1 triple), which was the fourth highest percentage in Athletics history using the 250 plate appearance minimum.
- Grounded into just one double play in 281 at bats...the at bats were third most in the majors and sixth most in Oakland history among players with one or fewer GDP.
- Made 67 of his 69 starts in games in which the opponent started a right-handed pitcher...hit .220 (57-for-259) with a .776 OPS against righties compared to .136 (3-for-22) with a .503 OPS against lefties...had 19 of his 20 home runs and 46 of his 48 RBI against righties...has made 84 of his 87 career starts against right-handers and has a .234 average and .788 OPS against righties, .225 with a .475 OPS against lefties...has just 36 career at bats against southpaws.
- Was 6-for-27 (.222) with a double, home run, six RBI, a walk and a sacrifice fly in 29 plate appearances as a pinch hitter, 28 of which came against right-handers...the plate appearances ranked second among AL pinch hitters and were second most by an A's pinch hitter over the last 16 years (Matt Joyce, 30 in 2018)...also tied for second among AL pinch hitters in go-ahead RBI (2), tied for third in RBI and tied for fourth in hits...struck out eight times, which tied for the most (Castro, HOU).
- Had a .153 batting average with runners in scoring position.
- Hit .191 with 10 home runs in 70 games before the All-Star Break, .250 with 10 home runs in 41 games after the break.

**OAKLAND A'S
ROOKIE HOME RUN
LEADERS**

49	Mark McGwire, 1987
33	Jose Canseco, 1986
24	Matt Olson, 2017
23	Yoenis Céspedes, 2012
22	Bobby Crosby, 2004
22	Wayne Gross, 1977
21	Nick Swisher, 2005
21	Mitchell Page, 1977
20	Seth Brown, 2021
19	Troy Neel, 1993

- Batted .242 with seven home runs in 51 home games, .191 with 13 home runs in 60 road games.
- Hit .246 with an .857 OPS, 12 home runs and 27 RBI in 47 day games compared to .180 with a .649 OPS, eight home runs and 21 RBI in 64 night games.
- Connected for nine of his 20 home runs in the seventh inning or later...had four in the ninth inning, which tied for second most in the AL.
- Hit .118 with two strikes but had nine home runs
- Started games at five different positions (50 in right field, 10 in left field, four at designated hitter, three at first base, two in center field)...committed three errors, including two in right field and one at first base.
- Hit three home runs in six games overall as a first baseman.
- Started games at every spot in the order except first and third...saw his most starts batting sixth (17), seventh (17) and eighth (15).
- Hit .121 in interleague play.
- **DAY-BY-DAY:** Was not on the A's Opening Day roster but was recalled on April 6, the sixth game of the season...singled in his first at bat on April 7 against Los Angeles (NL)...it was his first hit since Sept. 17, 2019 and it snapped a career-high 0-for-24 streak...hit his first career home run April 10 at Houston, a solo shot in the eighth inning off Ryne Stanek...it snapped a career-opening 33-game, 91-at bat homerless streak...committed his first error of the season on April 21 against Minnesota but would not have another error as an outfielder until Sept. 19 for an 82-game outfielder errorless streak...went 3-for-4 in that game against the Twins, giving him a .300 batting average, three home runs and five RBI over his first 10 games...then went 2-for-19 (.105) over his next 11 contests from April 22 to May 5...had his first career game-ending RBI on May 7 against Tampa Bay with a walk-off home run in the bottom of the ninth...had three RBI the next day against the Rays, matching his career high...it was his first of four three-RBI games in 2021...grounded into his only double play of the season May 9 against Tampa Bay...finished the year with an 82-game, 223-at bat streak without a GIDP... had a five-game hitting streak from May 18-24, which is the longest hitting streak of his career...went 5-for-15 (.333) with three home runs and six RBI during the streak...that included a homer in three consecutive games from May 20-23...had eight home runs and 18 RBI over his first 35 games through May 23...then batted .139 with one home run and nine RBI over his next 33 contests through July 9...singled in the ninth inning June 6 at Colorado to snap a career-high tying 0-for-24 streak (also Sept. 17, 2019-Sept. 13, 2020)...walked twice in a game for the first time in his career on June 12 against Kansas City...slugged his first career pinch home run on July 25 at Seattle...was hitting .199 with 12 home runs and 30 RBI in 79 games when he was optioned to Triple-A Las Vegas Aug. 1...went 4-for-14 (.286) with a double, triple and RBI in three games before returning to Oakland on Aug. 6...hit .242 with four home runs and seven RBI in 12 games before he was optioned to Triple-A again on Aug. 20...did not make it to Las Vegas as he was recalled by Oakland the next day...went 1-for-8 (.125) in three games before he was placed on the injured list Aug. 27 following a positive Covid-19 test...had a one-game rehab assignment with Low-A Stockton on Sept. 9 (2-for-5, hr, rbi) and was reinstated from the IL Sept. 10...hit .265 with four home runs and nine RBI over his final 19 games... belted all four home runs over his final six games, including his first career two-homer game in the final game of the season, Oct. 3 at Houston.

CAREER

2020—Went 0-for-5 with two strikeouts in seven games over three stints with Oakland...all five of his plate appearances came against right-handed pitchers...made just one start and went 0-for-2 as the A's designated hitter on Aug. 2 at Seattle...was 0-for-3 with two strikeouts as a pinch hitter...appeared in three games on defense, all at first base...was on the A's Opening Day roster and went 0-for-3 in three games before he was optioned to the A's alternate site Aug. 6 when rosters were reduced to 28...was on the A's Taxi Squad for each of the remaining road trips and was added to the active roster twice...recalled a second time on Aug. 25 when Chad Pinder went on the paternity list and struck out as a pinch hitter Aug. 29 in the second game of the doubleheader at Houston...was optioned back to the alternate site Aug. 31 but returned to Oakland on Sept. 12 when Matt Chapman went on the injured list...went 0-for-1 in three games before he was optioned Sept. 17...was on the Taxi Squad for the postseason.

2019—Made his Triple-A and Major League debut in 2019...was batting .297 with 37 home runs and 104 RBI in 112 games with Las Vegas when he was selected by Oakland Aug. 26...went on to hit .293 with no home runs and 13 RBI in 26 games with the A's...batted .417 with nine RBI and a 1.073 OPS over his first 10 games, .179 with four RBI and a .580 OPS over his final 16 contests...made 16 of his 17 starts in games in which the opponent started a right-handed pitcher...hit .311 with all 10 of his extra base hits, all seven of his walks and 12 of his 13 RBI against righties, .214 against left-handers...had a .900 OPS against righties, .429 against lefties...batted .300 with runners in scoring position, including .455 with RISP and two outs...hit .400 when leading off an inning...started 16 games in left field and one at first base...did not commit an error in 23 games overall in the outfield or four at first base...had two assists as an outfielder...was 1-for-6 (.167) with a double, RBI and four strikeouts in six pinch hitting appearances...made his Major League debut with a start in left field on Aug. 26 at Kansas City and went 2-for-6 with a RBI...singled in the second inning off Brad Keller for his first ML hit and had a RBI single in his next at bat in the third inning for his first RBI...had a career-high four hits Aug. 29 at Kansas City in his fourth big league game...became the first Athletic with a four-hit game before his fifth career game since Doug Jennings went 4-for-4 in his fourth game on April 13, 1988...then went 3-for-3 with a career-high three RBI the next day at New York (AL), giving him a hit in seven consecutive bats...entered the game in the sixth inning and became the first A's player with at least three hits and three RBI in a game he did not start since Billy Hitchcock went 4-for-4 with four RBI on Sept. 5, 1951...had 10 hits over his first five games through Aug. 30, which are the most in Oakland history and the most by an Athletic since Spook Jacobs had 10 in his first five games for the 1954 Philadelphia A's...had two triples Sept. 3 against Los Angeles (AL) to tie the Oakland single-game record (12th time, last: Matt Chapman at Texas, July 26, 2018)...it was the first two-triple game in the Coliseum since May 12, 2007 (Josh Barfield, TOR) and the first by an Athletic since Aug. 3, 2002 (Mark Ellis vs. Detroit)...doubled in the seventh inning Sept. 17 against Kansas City but that would be his final hit of the season...finished the season on a 0-for-19 streak...had made each of his first 16 starts in left field before starting at first base in the final game of the season on Sept. 29 at Seattle...pinch hit for Sean Murphy in the fourth inning of the AL Wild Card game on Oct. 2 against Tampa Bay in Oakland and grounded into a fielders' choice...was named the A's Organizational Hitter of the Year and Most Valuable Player for Las Vegas after hitting a minor league career-high 37 home runs...that was second most in all of minor league baseball to the Diamond-backs Kevin Cron (39)...it tied for third most in Oakland history by a minor leaguer and was two short of the record of 39 by Chris Carter in 2008 and Adam Piatt in 1999...it ranks second all-time in Las Vegas franchise history (44, Phil Hiatt in 2001)...was third in the minors in extra base hits (72) and total bases (286), tied for fifth in runs (101) and sixth in RBI (104)...ranked second in the Pacific Coast League in home runs, extra base hits and total bases, tied for third in runs, fourth in RBI and slugging (.634) and seventh in OPS (.986)...in addition to home runs, he also had minor league bests in batting (.297), slugging, OPS, runs and extra base hits and matched his best in on-base percentage (.352)...led the A's farm system in runs, home runs, RBI and extra base hits, ranked second in slugging, third in OPS and tied for fifth in doubles (29)...had a .277 batting average with 18 home runs, 59 RBI and an .887 OPS in 73 games at the All-Star Break...then hit .335 with 19 home runs, 45 RBI and a 1.170 OPS in 39 games after the break...hit .308 with a 1.017 OPS against right-handed pitchers compared to .262 with an .889 OPS against left-handers...started 61 games at first base, 26 at designated hitter, 14 in left field and eight in right field...committed seven errors as a first baseman for a .987 fielding percentage...also had one error as a right fielder...hit .328 as a first baseman, .278 as an outfielder and .238 as the designated hitter...batted clean-up in 103 games but hit in every spot in the order except second and ninth...scored a run in each of his first nine games and batted .382 with 13 runs, four home runs and 15 RBI over that season-opening stretch...capped the streak with his first career three-homer game April 15 against Fresno...also drove in a career-high six runs...homered twice two days later at Sacramento...hit .319 with nine home runs and 23 RBI in 22 games in April...went 4-for-4 with a walk and two doubles May 27 at Reno...hit .447 with 14 runs, seven doubles, a triple, two home runs and 14 RBI over a 10-game stretch from June 23 to July 2...matched his career high with four hits July 20 at Salt Lake...was named PCL Player of the Week for the week of July 22-28 when he went 12-for-25 (.480) with 12 runs scored, eight home runs, 13 RBI and five walks in six games...that included two homer games on July 23 against El Paso and July 27 and 28 at El Paso...homered in four straight games from July 25 to 28...batted .344 with nine home runs and 21 RBI in 23 games in July...it was his highest single-month average in 2019...also walked 13 times for a .425

on-base percentage...then hit .321 with 10 home runs and 27 RBI in 22 games in August...it was the second time in his career he hit 10 or more home runs in a month (12 with Stockton in August of 2017)...went 3-for-4 with a double, two home runs and five RBI Aug. 12 at Omaha...went 15-for-35 (.429) with 10 runs, four doubles, three home runs and nine RBI over his final nine games with Las Vegas...had his seventh and final multi-homer game of the season Aug. 19 against Reno when he went 2-for-4 with two RBI...was selected by Oakland Aug. 26.

2018—Made his Double-A debut at Midland and batted .283 with 14 home runs and 90 RBI in 131 games...had career highs in hits (142) and doubles (38)...led the Texas League and tied for ninth in all of the minors in doubles...also tied for the TL lead in extra base hits (55), ranked second in RBI, tied for second in total bases (228), tied for sixth in hits, tied for eighth in walks (47) and ninth in slugging (.454)...led the A's farm system in doubles, ranked second in RBI, extra base hits and total bases, fourth in hits and tied for sixth in home runs...batted .294 with eight home runs in 337 at bats against right-handed pitchers compared to .261 with six home runs in 165 at bats vs. left-handers...hit .331 with runners in scoring position...batted .328 with a .935 OPS at home compared to .240 with a .664 OPS on the road...started 113 games at first base, seven in right field and four in left field...had three assists in 12 games overall in the outfield...committed 12 errors as a first baseman for a .988 fielding percentage...had his lone two-homer game of the season April 7 against Springfield...had a season-high 11-game hitting streak from April 29 to May 11 (18-for-44, .409)...hit .359 over a 25-game stretch from May 23 to June 20...batted .311 with 23 RBI in 27 games in May and then hit .337 in June...matched his season-high with an 11-game hitting streak from June 11 to 22 (19-for-45, .422)...collected three doubles Aug. 5 against San Antonio and drove in a season-high tying four runs...matched his career high with four hits Sept. 1 against Frisco and had his fifth four-RBI game of the season.

2017—Spent the entire season at Single-A Stockton for the second consecutive year and hit .270 with 30 home runs and a career-high 109 RBI in a career-high 135 games...also had a career high seven triples...led the California League in home runs, RBI and total bases (262)...the RBI were third most in all of the minors and the home runs tied for 10th...also ranked second in the CL in slugging (.506) and extra base hits (55)...was named to the Cal League Midseason All-Star team...led the A's farm system in total bases, ranked second in home runs, RBI, runs, extra base hits and slugging, tied for third in triples and fourth in hits and walks...hit .355 with 16 home runs and 44 RBI over his final 32 contests...batted .319 with runners in scoring position...started 109 games in right field, 18 at first base and three in center field...had 13 assists in 114 games overall in the outfield...had his first career two-homer game May 14 at Lancaster...his second came on Aug. 8 against San Jose...made his first career appearance as a pitcher on May 19 against Lake Elsinore (0.2 ip, 1 h)...started at designated hitter for the North in the California League All-Star Game on June 20 and went 1-for-4 with a double and a RBI...drove in five runs July 15 against Inland Empire...homered in 10 of his final 15 games beginning Aug. 19 and hit .439 with 10 home runs and 29 RBI over that span...homered in five straight games from Aug. 19 to 24 and four straight from Aug. 31 to Sept. 3...had three five-RBI games over a 10-game stretch in late August...was named Cal League Player of the Week for the week of Aug. 21-27 after going 12-for-24 (.500) with five runs, four home runs, 11 RBI, three walks and a 1.540 OPS in six games...hit .349 with 12 home runs and 38 RBI in 27 games in August...went 3-for-11 (.273) with a double, home run and three RBI in three postseason games for the Ports.

2016—Spent the entire season at Single-A Stockton and batted .241 with eight home runs and 53 RBI in 127 games...added career highs in walks (65) and hit by pitches (6) for a .340 on-base percentage...was successful in 13-of-15 (86.7%) stolen base attempts...ranked second in the California League in walks and fourth in runs scored (83)...ranked third in the A's organization in runs and fourth in walks...hit .257 against right-handed pitchers, .193 against left-handers...started 78 games in right field, 28 in center field and one in left field...also appeared in one game at first base and one at catcher...scored a minor league career-high four runs June 19 at High Desert...drew a walk in 10 consecutive games from July 2 to 13 (11 walks total)...stole two bases in a game for the only time in his career Aug. 31 against Visalia...had his first career four-hit game Sept. 1 vs. Visalia.

2015—Hit .282 with three home runs and 35 RBI in 68 games in his professional debut with the A's affiliate in the Arizona Rookie League and Short Season Single-A Vermont...began the year in the AZL and was transferred to Vermont on June 30...tied for third in the New York-Penn League in doubles (19), tied for fourth in extra base hits (25) and ranked fifth in slugging (.431)...was named to NYPL Midseason All-Star team and went 1-for-2 in a start in center field for the North in the NYPL All-Star Game...made 21 starts in center field, 18 in right field, 14 in left field and seven at first base...went 1-for-4 with a triple in his debut June 22 against the Giants...hit his first professional home run July 28 at State College, a fifth inning grand slam.

PERSONAL/MISCELLANEOUS

Seth William Brown was originally signed by A's scout Jim Coffman...is married, Brittney...graduated from North Medford (Ore.) High School...played collegiately and Linn-Benton (Ore.) Community College and Lewis-Clark State College (Ida.).

LIFETIME PLAYING RECORD

Year	Club	AVG.	G	AB	R	H	2B	3B	HR	RBI	SH	SF	HP	BB	SO	SB	CS	OBP	SLG	E
2015	AZL A's	.200	6	20	2	4	1	2	0	0	0	0	0	3	2	0	0	.304	.450	0
	Vermont	.289	62	239	32	69	19	3	3	35	0	2	1	25	51	6	2	.356	.431	7
2016	Stockton	.241	127	453	83	109	21	5	8	53	2	6	6	65	124	13	2	.340	.362	11
2017	Stockton	.270	135	518	80	140	18	7	30	109	0	4	1	56	146	7	7	.340	.506	8
2018	Midland	.283	131	502	66	142	38	3	14	90	0	5	1	47	142	5	0	.342	.454	12
2019	Las Vegas	.297	112	451	101	134	29	6	37	104	0	7	4	38	127	8	1	.352	.634	8
	OAKLAND	.293	26	75	11	22	8	2	0	13	0	0	1	7	23	1	0	.361	.453	0
2020	OAKLAND	.000	7	5	0	0	0	0	0	0	0	0	0	0	2	0	0	.000	.000	0
2021	OAKLAND	.214	111	281	43	60	13	1	20	48	0	2	1	23	89	4	1	.274	.480	3
	Las Vegas	.286	3	14	3	4	1	1	0	1	0	0	0	5	0	0	0	.286	.500	0
	Stockton	.400	1	5	2	2	0	0	1	1	0	0	0	3	0	0	0	.400	1.000	0
Major League Totals		.227	144	361	54	82	21	3	20	61	0	2	2	30	114	5	1	.289	.468	3
Minor League Totals		.274	577	2202	369	604	127	27	93	393	2	24	13	234	600	39	12	.344	.483	46

LIFETIME PITCHING RECORD

Year	Club	W	L	ERA	G	GS	CG	SHO	SV	IP	H	R	ER	HR	HB	BB	IBB	SO	WP	BK
2017	Stockton	0	0	0.00	1	0	0	0	0	0.2	1	0	0	0	0	0	0	0	0	0

CAREER TRANSACTIONS

2015 — Selected by the Oakland Athletics organization in the 19th round of the First-Year Player Draft. **2021** — On the injured list, August 27 to September 9; included rehabilitation assignment to Stockton, September 9.

WILD CARD RECORD

Year	Club/Opp.	AVG.	G	AB	R	H	2B	3B	HR	RBI	SH	SF	HP	BB	SO	SB	CS	OBP	SLG	E
2019	OAK vs. TB	.000	1	1	0	0	0	0	0	0	0	0	0	0	0	0	0	.000	.000	0

BROWN'S CAREER BESTS

Hits: 4, August 29, 2019 at Kansas City
 Home Runs: 2, October 3, 2021 at Houston
 Runs Batted In: 3 (five times), last: October 3, 2021 at Houston
 Stolen Bases: 1 (four times), last: August 21, 2021 vs. San Francisco
 Hitting Streak: 5, May 18 to 24, 2021
 Hitless Streak (At Bats): 24 (twice), last: May 26 to June 6, 2021
 Game Ending RBI: 1, May 7, 2021 vs. Tampa Bay (home run)
 Grand Slams: None
 Pinch-Hit Home Runs: 1, July 25, 2021 at Seattle (Casey Sadler)
 Inside-The-Park Home Runs: None
 Lead Off Home Runs: None

**RIGHT-HANDED PITCHER****Height/Weight:** 6-4 / 222**Bats/Throws:** Right / Right**Birthdate:** April 1, 1996**Opening Day Age:** 26**Birthplace/Resides:** Philadelphia, Pennsylvania / Scottsdale, Arizona**Major League Service:** 160 days**Obtained:** Signed to a minor league contract, November 17, 2021**Contract Status:** First year of a one-year contract through 2022 [Updated Stats](#)**NON-ROSTER INVITEE****CAREER HIGHLIGHTS**

Was selected by Colorado in the second round of the 2014 draft out of high school and spent his first eight seasons in the Rockies organization before signing with the A's as a minor league free agent following the 2021 season...made his Major League debut with Colorado in 2020 and is 1-4 with a 5.79 ERA in 11 games, 10 starts, with the Rockies over the previous two seasons...is 31-54 with a 4.98 ERA in 150 games, including 149 starts, as a minor leaguer...was named the top prospect in the California League by *Baseball America* in 2016...played in the Arizona Fall League in 2018 and 2019.

2021 HIGHLIGHTS

- Was with Colorado during the spring but was optioned to Triple-A Albuquerque on March 16...was recalled by the Rockies on May 4 before the minor league season started as the 27th man for a doubleheader that day against San Francisco...started the second game and had a no decision in an 8-6 win (3.1 ip, 5 h, 2 r, 2 er, 4 bb, 2 so).
- Spent the balance of the season with the Isotopes and went 3-11 with a 6.25 ERA and .256 opponents batting average in 24 games, including 23 starts.
- Issued a career-high 71 walks, which was third most among all minor league pitchers...averaged 6.73 walks per nine innings.
- Led the Triple-A West in games started and walks and tied for second in losses, hit batters (11) and wild pitches (11)...his .395 opponents on-base percentage was second highest among pitchers with 75 or more innings and he had the fifth highest ERA.
- Tied for the lead in the Rockies farm system in starts and ranked ninth in innings pitched (95.0).
- His opponents batting average broke down to .255 (38-for-149) with an .899 OPS against left-handed hitters compared to .256 (52-for-203) with an .809 OPS against right-handers... had 46 walks and just 33 strikeouts against lefties...walked 25 right-handed hitters and stuck out 53.
- Had a .280 opponents batting average with the bases empty, .229 with runners on.
- Combined for a 2-7 record, a 7.79 ERA and .923 OPS in 13 starts in May, June and July...then went 1-4 with a 4.40 ERA and .758 OPS in 11 games in August, September and October.
- Was 3-4 with a 5.28 ERA in 11 starts at home, 0-7 with a 7.16 ERA in 13 games on the road.
- Had a 1-1 record, a 2.61 ERA and .181 opponents batting average in five starts during the day, 2-10 with a 7.26 ERA and .275 opponents average in 19 games at night.
- Posted a 5.55 ERA in five starts on four days rest, a 6.53 ERA in 11 games on five days rest and a 7.03 ERA in seven starts on six days rest or more.
- Albuquerque had an 8-1 record in his nine no decisions as a starter and was 11-12 in his starting assignments.
- Had just seven starts of five or more innings and none longer than six...had seven outings with more walks than innings pitched.
- **DAY-BY-DAY:** Picked up the win in his first start with Albuquerque on May 9 when he allowed two runs on four hits in 5.0 innings in a 6-4 win over Sugarland...then lost each of his next five starts and went 0-6 with a 9.48 ERA over an eight-start stretch from May 14 to July 3... allowed a .254 opponents batting average over that span but issued 31 walks in 31.1 innings...surrendered a season-high six runs in a 6-1 loss at Sugarland on May 27...walked a

career-high seven batters in 4.1 innings against Las Vegas on June 7...logged a season-high 98 pitches in 4.2 innings on June 13 at Salt Lake...allowed a career-high tying four home runs in 4.0 innings in a 7-6 loss at Reno on June 19...that gave him 11 home runs over his first eight starts and 35.2 innings...surrendered just five home runs in 16 games and 59.1 innings the rest of the season...lasted just 0.2 innings and yielded four runs in a 16-0 loss to El Paso on July 3...it was the shortest outing of his career...snapped his six-game losing streak July 15 against Sugarland and went 2-1 with a 5.79 ERA over a four-start stretch from July 15-Aug. 3...allowed a season-high tying six runs in a 9-4 loss at El Paso on July 22...tossed a season-high 6.0 innings in a 5-2 win over Salt Lake on Aug. 3...yielded a season-high tying six runs on a season-high nine hits in an 8-6 loss at Las Vegas on Aug. 21...that began a season-ending four-game losing streak over his final eight games, including seven starts...had a 5.02 ERA and .250 opponents batting average over that span...struck out a season-high eight batters in 5.1 innings on Sept. 14 against El Paso...made his only relief appearance on Sept. 20 at Sugarland (1.0 ip, 1 h, 1 bb, 2 so).

CAREER

2020—Made nine starts and one relief appearance in his first Major League season, going 1-4 with a 5.82 ERA for Colorado...made his Major League debut on Aug. 8 at Seattle and pitched four hitless innings in the Rockies' 5-0 win over the Mariners...along with Jeff Hoffman, Yency Almonte and Phillip Diehl, combined to limit the Mariners to one hit, a sixth-inning single, for Colorado's fifth combined one-hitter in franchise history...became the first pitcher in franchise history to not allow a hit in his ML debut and the second Rockies pitcher to retire the first 12 batters he faced in his Major League debut (Tyler Matzek retired his first 13 batters on June 11, 2014)...the only other Rockies pitcher to have a no-hitter through four innings in his debut was Mark Brownson, who had a no-hitter through five innings on July 21, 1998 at Houston, before Mike Hampton broke up the no-hitter with leadoff double in the sixth inning...tossed 4.2 innings and allowed one run in his first start at Coors Field, a 3-2 Rockies loss to the Rangers on Aug. 14...per Stats, Inc., became the second pitcher since 1901 to strike out at least 10 hitters and allow two or fewer hits across his first two starts, joining Pete Richert (1962, Los Angeles-NL)...earned his first ML win on Aug. 24 at Arizona, tossing six innings and allowing two runs (both on solo home runs) with three hits, three walks and three strikeouts...made his only relief appearance of the season on Sept. 2 vs. San Francisco, tossing two scoreless innings in the Rockies' 9-6 come-from-behind win...went 1-1 with a 4.74 ERA in four starts on the road, with the Rockies going 3-1...limited opponents to a .215 batting average...in Denver, went 0-3 with a 6.66 ERA..

2019—Made 10 starts with Triple-A Albuquerque, his first stint at the level, going 2-5 with an 8.31 ERA...had two separate stints on the injured list: May 6-22 and June 14 through the end of the season...made five starts in April, two in May and three in June...pitched six scoreless innings with a season-high eight strikeouts April 19 vs. Tacoma...in his third Major League Spring Training, made three relief appearances and allowed two runs across six innings (3.00 ERA)...made five starts for the Salt River Rafters in the Arizona Fall League, going 1-0 with a 2.16 ERA, seven walks and 20 strikeouts in 16.2 innings.

2018—Spent his second full season with Double-A Hartford, where he went 7-9 with a 5.49 ERA, 70 walks and 91 strikeouts in 134.1 innings for the Yard Goats...had his best month in April, when he went 2-1 with a 2.05 ERA, 15 walks and 27 strikeouts in 26.1 innings with a .189 opponent batting average across five starts...made seven starts for the Salt River Rafters in the Arizona Fall League, going 1-1 with a 5.13 ERA, 14 walks and 31 strikeouts in 26.1 innings...rated the Rockies 10th best prospect by MLB.com following the season.

2017—Spent the season with Double-A Hartford and led the Eastern League with 157.1 innings and 132 strikeouts...pitched his first career complete game shutout July 21 at Portland, allowing three hits with no walks and six strikeouts across seven innings.

2016—Named the top prospect in the California League by *Baseball America* after spending the season with High-A Modesto...made 26 starts for the Nuts...finished first in the California League in innings pitched (167.2) and strikeouts (142) and sixth in ERA (3.81)...pitched his first career complete game July 30, allowing one run on four hits with two walks and six strikeouts.

2015—Went 2-7 with a 4.45 ERA as a starter for Low-A Asheville...ranked as the Rockies' 15th-best prospect by *Baseball America* following the season.

2014—Made 10 starts for Short-Season Tri-City in his first professional season...ranked as the Rockies' 11th-best prospect by *Baseball America* following the season.

PERSONAL/MISCELLANEOUS

Ryan Michael Castellani was originally signed by Rockies scout Chris Forbes...is married, Christy, and has a child, Jaxon...his mother, Regina, worked in the Phillies front office for 30 years...graduated from Brophy College Preparatory in Phoenix, Ariz...committed to Arizona State University before being drafted by the Rockies in 2014.

LIFETIME PITCHING RECORD

Year	Club	W	L	ERA	G	GS	CG	SHO	SV	IP	H	R	ER	HR	HB	BB	IBB	SO	WP	BK
2014	Tri-City	1	2	3.65	10	10	0	0	0	37.0	35	20	15	2	4	9	0	25	1	0
2015	Ashville	2	7	4.45	27	27	0	0	0	113.1	134	71	56	5	4	29	0	94	4	0
2016	Modesto	7	8	3.81	26	26	1	0	0	167.2	156	79	71	8	4	50	0	142	13	2
2017	Hartford	9	12	4.81	27	27	1	1	0	157.1	163	94	84	16	12	47	0	132	13	1
2018	Hartford	7	9	5.49	26	26	0	0	0	134.1	135	86	82	15	10	70	0	91	2	1
2019	Albuquerque	2	5	8.31	10	10	0	0	0	43.1	54	45	40	14	5	30	0	47	3	0
2020	COLORADO	1	4	5.82	10	9	0	0	0	43.1	37	30	28	12	5	26	0	25	1	0
2021	Albuquerque	3	11	6.25	24	23	0	0	0	95.0	90	71	66	16	11	71	0	86	11	0
	COLORADO	0	0	5.40	1	1	0	0	0	3.1	5	2	2	1	1	4	0	2	0	0
Major League Career		1	4	5.79	11	10	0	0	0	46.2	42	32	30	13	6	30	0	27	1	0
Minor League Career		31	54	4.98	150	149	2	1	0	748.0	767	466	414	76	50	306	0	617	47	4

CAREER TRANSACTIONS

2014 — Selected by the Colorado Rockies organization in the 2nd round of the First-Year Player Draft. **2021** — Elected free agency, November 7; signed by the Oakland Athletics to a minor league contract, November 17.

CASTELLANI'S CAREER BESTS

Low Hit Complete Game: None

Innings Pitched: 6.0, August 24, 2020 at Arizona. As reliever: 2.0, September 2, 2020 vs. San Francisco

Strikeouts: 7, August 14, 2020 vs. Texas. As reliever: 2, September 2, 2020 vs. San Francisco

Pitches: 96 (twice), last: September 23, 2020 at San Francisco. As reliever: 26, September 2, 2020 vs. San Francisco

Longest Winning Streak: 1, August 24, 2020

Longest Losing Streak: 3, August 30, 2020 to present

Longest Scoreless Streak: 8.0, August 8 to 14, 2020



THIRD BASEMAN

Height/Weight: 6-0 / 215

Bats/Throws: Right / Right

Birthdate: April 28, 1993

Opening Day Age: 28

Birthplace/Resides: Victorville, California / Phoenix, Arizona

Major League Service: 4 years, 109 days

Obtained: Selected in the 1st round of the 2014 First-Year Player Draft

Contract Status: First year of a one-year contract through 2022

[@mattchap6](#) [matthewchapman26](#) [Updated Stats](#)

CAREER HIGHLIGHTS

The A's first round selection (25th pick overall) in the 2014 draft made his Major League debut with Oakland in 2017 and is a .243 hitter with 111 home runs and 296 RBI in 573 games in five seasons with the A's...is a three-time American League Gold Glove winner at third base (2018-19, 21), a two-time AL Platinum Glove winner (2018-19) and the 2018 Wilson Defensive Player of the year...has played 571 career games at third base, which is fifth most in Oakland history...set the Athletics single season record for strikeouts in 2021 (202)...was named to his first American League All-Star team in 2019 and also participated in the Home Run Derby...was the third baseman on *Baseball America's* All-Rookie Team in 2017...was named Texas League Player of the Year in 2016...hit 36 home runs that season, which ranked third in all of minor league baseball...was rated by *Baseball America* as the A's fourth-best prospect following the 2014 season and third-best after 2015 and 2016.

2021 HIGHLIGHTS

- Batted .210 with 27 home runs, 72 RBI and a .716 OPS in 151 games in his fifth season with the A's...the batting average and OPS were career lows as was his .403 slugging percentage...it marked the third consecutive season his batting average and OPS decreased.
- His batting average was second lowest in the American League (Gallo, TEX/NYY .199) and third lowest in the majors (Suárez, CIN .198)...it was third lowest in Oakland history to Mark McGwire (.201) in 1991 and Scott Brosius (.203) in 1997 (min. 502 plate appearances).
- Struck out an Athletics record 202 times, breaking the previous mark of 197 set by Jack Cust in 2008...had the second most strikeouts in the majors to Gallo (213).
- Walked a career-high 80 times, which tied for ninth most in the AL...led the majors in pitches per plate appearance (4.30).
- Reached double figures in home runs for the fifth time in five seasons and joins Bob Johnson as the only players in Athletics history hit 10 or more home runs in each of his first five seasons...Johnson did it in his first 10 seasons from 1933-42.
- Won his third AL Gold Glove for third basemen in the last four years after leading Major League third basemen in fielding percentage (.987)...rounded to four digits, his mark of .9865 fell .0007 short of the Oakland record of .9872 set by Eric Chavez in 2006.
- Had 166 putouts, which were the most by a ML third baseman since Darrell Evans had 185 for Atlanta in 1974...they were third most in Oakland history to Sal Bando (188 in 1968 and 178 in 1969).
- Also led ML third basemen in total chances (446), ranked second in double plays (38) and fourth in assists (274).
- Offensively, he ranked fourth among AL third basemen in home runs (27) and RBI (72).
- Appeared in 150 games, all starts, at third base...also played in three games at shortstop.
- Tied for fifth in the AL with a career-high nine sacrifice flies.
- Stole three bases after tallying just two in 422 games over his first four seasons.
- Batted .228 (41-for-180) with an .806 OPS against left-handed pitchers compared to .201 (70-for-349) with a .670 OPS against right-handers...hit 14 home runs in 180 at bats against lefties (1 per 12.9 at bats), 13 in 349 against righties (1 per 26.8 at bats)...ranked seventh in the AL in home runs against lefties.

- Hit .185 in Oakland, which was the second lowest home batting average in the majors (Seager, SEA .159)...had the fifth lowest OPS (.639)...the home batting average was third lowest in Oakland history (Davis, .172 in 2019; McGwire, .185 in 1991).
- Hit 23 of his 27 home runs with the bases empty and tied for fifth in the AL in solo home runs...31 of his 37 home runs over the last two years have come with no one on base...batted .190 with runners on base, which was second lowest in the AL.
- Went 4-for-10 (.400) with eight RBI with the bases loaded and is .324 (11-for-34) career hitter in that situation with no grand slams.
- Was batting .227 with 11 home runs and 42 RBI in 89 games at the All-Star Break...had 16 home runs and 30 RBI in 62 games after the break, but his average dropped to .185...had the third lowest post-break average in the AL.
- Hit .156 against AL West competition, which was the lowest intradivision batting average in the majors and the lowest in Athletics history...had the second lowest OPS in the majors (.564).
- Batted .117 with two strikes, which was third lowest in the AL.
- Pinch hit for the first time in his career and struck out.
- Started games at every spot in the order except first and ninth...led the A's with 46 starts in the five spot and 33 in the six spot...had his best success from the five spot where he hit .263 with 10 home run and 25 RBI.
- **DAY-BY-DAY:** Went 0-for-3 with a sacrifice fly on Opening Day, April 1 against Houston...now has five career Opening Day RBI, which is tied for seventh most in Oakland history...it was his fourth consecutive Opening Day start at third base...only Eric Chavez (10), Sal Bando (9) and Carney Lansford (9) have more Opening Day starts at third in Oakland history...batted .152 over his first 24 games through April 27...then hit safely in nine consecutive contests from April 28 to May 6 (11-for-33, .333)...had a career-high 32-game homerless streak from May 6-June 11 (previous: 18, June 12-July 22, 2018)...included during that streak was a career-long 20-game stretch without an extra base hit from May 19-June 10...his average dipped to .195 on May 8 but he went 11-for-28 (.393) over his next eight games...had a career-high 52-game errorless streak from May 14-July 17...it was the seventh longest errorless streak in Oakland history by a third baseman...committed just one error over an 86-game span from May 14-Aug. 28...went 3-for-41 (.073) with nine walks over a 13-game span from May 19 to June 1...had a career-high 16-game hitting streak from June 11-29...batted .323 (21-for-65) with 15 runs, four doubles, a triple, six home runs and 18 RBI during the streak, which was the longest by an A's third baseman since Carney Lansford had a 24-game streak from July 26-Aug. 23, 1989...played in the 500th game of his career June 27 at San Francisco...went 0-for-2 with a walk on June 30 to snap his career-high hitting streak but extend his reaching base streak, which would reach 24 games before ending on July 10 at Texas...hit .305 with a .368 on-base percentage during the reaching base streak, which was the second longest of his career (30, July 11-Aug. 17, 2018)...batted .277 with six home runs and 21 RBI in 25 games in June after combining to hit .203 with five home runs and 21 RBI in 55 games in April and May...his 21 RBI in June are his second most in a month (22 in Aug. 2020)...homed July 23 at Seattle to snap a career-high 16-game streak without an RBI...hit .180 with a .540 OPS in July...the OPS was his lowest in a month in his career...tied an Athletics record with five walks on Aug. 12 at Cleveland...it was the eighth five-walk game in Athletics history, the fifth in Oakland history (last: McGwire, April 26, 1997)...went 25-for-130 (.192) over his final 38 games beginning Aug. 14 and more than half of the hits were home runs (13)...had his first of two-homer games on Aug. 14 at Texas...the second home run, a seventh inning solo shot off Jordan Lyles, was the 100th of his career...homed again the next two games on Aug. 15 at Texas and Aug. 16 at Chicago (AL), giving him a home run in three straight games for the fourth time in his career (last: Aug. 8-10, 2020)...earned Play of the Week honors Aug. 16 for his diving, over-the-shoulder catch on Aug. 14 at Texas...homed in the same at Matt Olson for the 21st time on Aug. 19 at Chicago (AL)...according to the Elias Sports Bureau, the last pair of A's teammates to homer that many times in the same game were Miguel Tejada and Jason Giambi, who went long in the same game 22 times from 1998 to 2001...had his second two-homer game of the season and the eighth of his career Aug. 31 at Detroit...hit nine home runs in August, which tied for fourth in the AL and matched his most ever in a month (Aug. 2018 and Aug. 2020)...has hit 38 of his 111 career home runs in August...has no more than 17 home runs in any other month...singled in the seventh inning Sept. 3 at Toronto for his 500th

career hit...had a career-high 0-for-23 streak from Sept. 22-28...went 0-for-5 with an Athletics record tying five strikeouts on Sept. 24 against Houston...it was the 12th five-strikeout game in franchise history, the first since he did it on Sept. 5, 2020 against San Diego...struck out in the fifth inning on Sept. 27 at Seattle for his 198th strikeout of the season...that broke the Athletics franchise record of 197 set by Jack Cust in 2008...batted .141 in 23 games in September, which was the lowest single-month batting average of his career (previous: .178 in Sept. 2019).

CAREER

2020—Was batting .232 with 10 home runs and 25 RBI in 37 games before going on the injured list Sept. 12 with a strained right hip...underwent surgery that day and missed the remainder of the season...had a career-low .276 on-base percentage but 21 of his 33 hits (63.6%) were for extra bases for a career-best .535 slugging percentage...averaged 14.20 at bats per home run and 5.68 at bats per RBI, both of which were the best marks of his career...walked just eight times and had 54 strikeouts in 152 plate appearances...his average of 2.81 plate appearances per strikeout was the lowest mark in Athletics history among players with at least 150 plate appearances and his mark of 0.15 walks per strikeout was sixth lowest...batted .195 with a home run and three RBI over his first 10 games through Aug. 3, .289 with eight home runs and 19 RBI over a 19-game stretch from Aug. 4 to 23 and .120 with one home run, three RBI and 17 strikeouts over his final eight games...hit .240 with nine of his 10 home runs and 23 of his 25 RBI against right-handed pitching compared to .190 against left-handers...slugged .562 against righties, .381 against lefties...eight of his 10 home runs were solo shots...batted .273 with seven of his 10 home runs and a .975 OPS in Oakland, .185 with a .617 OPS on the road...hit .284 during the day, .187 at night...had a .313 batting average with runners in scoring position and two outs...batted .268 against American League West competition, .156 against the National League West...was 5-for-30 (.167) when leading off an inning and four of the hits were home runs...started 35 games at third base and committed five errors, which tied for second most among third basemen in the West divisions...his .944 fielding percentage at third was a career-low...also started one game at shortstop, which was his first career appearance at a position other than third base...hit .203 in a team-leading 19 starts batting third in the order...had a .295 batting average in 15 starts hitting clean-up...also started one game each in the two and five spots in the order...made his third consecutive Opening Day start at third base July 24 against Los Angeles (AL)...is the first Athletic to make three straight Opening Day starts at third base since Eric Chavez had nine straight from 1999-2007...had an Oakland record streak of eight consecutive home games with an extra base hit from Aug. 7 to 23 (previous: 7 by Coco Crisp in 2013 and Tony Phillips in 1985)...hit .394 with five doubles and five home runs over that span...homed in three straight games for the first time in his career Aug. 8-10 (four home runs total)...had a career-high 11 total bases Aug. 10 at Los Angeles (AL) and matched his highs with two home runs (fifth time), six RBI (also June 30, 2019 at LAA), three runs scored (10th time) and three extra base hits (seventh time)...also tripled to become the first player in Athletics history with at least two home runs, a triple and six RBI in a game...went 1-for-3 with no strikeouts Aug. 19 against Arizona to snap a season-opening streak of 24 consecutive games with at least one strikeout...set an Athletics record for consecutive games with a strikeout by a non-pitcher, breaking the previous mark of 22 set by Khris Davis (Aug. 11-Sept. 5, 2017)...became the second player in Major League history with at least one strikeout in each of his team's first 24 games of the season (Adam Dunn, 32 games with CWS in 2012)...had his second two-homer game of the season and the sixth of his career Aug. 20 against Arizona...made his first Major League appearance at shortstop when he started the second game of the Aug. 29 doubleheader at Houston following the injury to Marcus Semien...had 10 games, including eight starts at shortstop in the minors, all in 2016 with Double-A Midland (last on June 13, 2016 at Frisco)...had eight doubles, a triple, nine home runs and 22 RBI in 25 games in August...tied for third in the majors in extra base hits in August (18) and tied for 10th in RBI...the RBI were his most ever in a month and the home runs matched his most (Aug. 2018)...the extra base hits were second most in Oakland history in August to the record of 22 that he set in 2018...was batting .252 with 10 home runs and 25 RBI in 34 games when the A's season was halted Aug. 30 following a positive Covid-19 test...play resumed on Sept. 4 and he went 0-for-11 with 10 strikeouts in a three-game series against San Diego from Sept. 4-6...the strikeouts are the most in Oakland history over a three-game span and he fanned in each of his final seven plate appearances...tied an Oakland single-game record with five strikeouts on Sept. 5 (eighth time, last: Dustin Fowler

at Houston, July 9, 2018) and a two-game record with eight strikeouts on Sept. 4 and 5 (fourth time, last: Seth Smith, May 1-3, 2013)...would not play again following the Padres series as he underwent surgery on his right hip Sept. 12...the surgery was performed by Dr. Marc Philippon in Vail, Col. at the Stedman Clinic.

2019—Had career highs in runs (102), home runs (36), RBI (91) and extra base hits (75) in his third season in the majors...won his second consecutive Rawlings Gold Glove for American League third basemen, his second straight Wilson Defensive Player of the Year for Major League third basemen and his second straight AL Platinum Glove Award...tied for sixth in the AL in extra base hits and tied for seventh in home runs and games played (156)...set an Athletics record for home runs by a third baseman, breaking the previous mark of 32 by Eric Chavez in 2001...led AL third basemen and ranked fourth among Major League third basemen in home runs...was second among AL third basemen in RBI...scored 100 runs in 2018 and is the fifth player in Oakland history with two seasons of 100 or more runs (Henderson 7, Tejada and Giambi 3, Canseco 2)...his 75 extra base hits tied for ninth most in Oakland history...his 36 home runs are third most in Athletics history by a player in his first three seasons in the majors behind Mark McGwire (49 in 1987) and Reggie Jackson (47 in 1969)...17 of his 36 home runs came in the seventh inning or later, which was the most in the AL, tied for second in the majors and second most in Oakland history to Khris Davis' 19 last year...was fourth in the AL in RBI in the seventh or later...17 of his home runs put the A's ahead, which was second most in the AL...ranked 10th in the AL in game-winning RBI (13) and tied for 10th in go-ahead RBI (23)...had 36 doubles and joins Marcus Semien as the first Athletics with at least 30 doubles and 30 homers in a season since 2002 when both Eric Chavez and Miguel Tejada did it...75 of his 145 hits (51.7%) went for extra bases...also had career highs in hit by pitches (11), games (156) and at bats (583)...tied with Olson for the team-lead in home runs and led the club in strikeouts (147)...batted .249 with an .848 OPS...was named to his first AL All-Star team and also participated in the Home Run Derby...finished sixth in AL MVP voting after placing seventh in 2018...led ML third basemen in fielding percentage (.981), total chances (466), putouts (146) and defensive runs saved (18) and his 311 assists were second to the Rockies Nolan Arenado (337)...led all players, regardless of position, in ultimate zone rating (14.8)...was second among AL third basemen in double plays (27)...his 156 games played were fifth most by a third baseman in Oakland history and were the most since Sal Bando had 160 in 1975...was named best third baseman in the Fielding Bible Awards for the second consecutive season...batted .254 with an .848 OPS against right-handed pitchers compared to .234 with an .848 OPS against left-handers...hit .263 with 21 of his 36 home runs and a .926 OPS at home, .235 with a .770 OPS on the road...tied for the AL lead in home runs at home...was batting .268 with 21 home runs and 52 RBI in 89 games before the All-Star Break...then hit .222 with 15 home runs and 39 RBI in 67 games after the break...entered the season with a .236 career average before the break, .280 after the break...averaged 4.19 pitches per plate appearance, which was sixth most in the AL...made a team-leading 88 starts hitting second and also had 64 starts batting third...made his second consecutive Opening Day start at third base on March 20 against Seattle in Tokyo and had a double, home run and three RBI...homed in the A's 1-0 win over Boston April 2 to become the first player in Athletics history to hit a first inning home run in a 1-0 victory...had six putouts the next day against the Red Sox to set an Oakland record for putouts in a nine-inning game by a third baseman...the last Athletic to do it was Joe Burns on Aug. 2, 1944 at Chicago...batted .306 with nine home runs and 22 RBI over his first 35 games through May 4...had his first career game-ending RBI May 10 against Cleveland, a walk-off home run off Brad Hand to lead off the 12th...it was the third time he was at the plate for a walk-off (single and error on July 22, 2018; wild pitch on Sept. 22, 2018)...homed in a career-high tying three consecutive games from May 25-27...had a season-best nine-game hitting streak from June 14 to 22 (14-for-34, .412)...that began a 25-game stretch where he hit .366 with 22 runs, 11 doubles, two triples, six home runs, 23 RBI and 13 walks (.443 obp, .770 slug, 1.164 OPS)...hit his second career walk-off home run June 20 against Tampa Bay, a three-run shot off Diego Castillo...had a career-high six RBI June 30 at Los Angeles (AL) when he went 3-for-5 with a double, triple and home run...became the 10th player in Oakland history to fall a single short of the cycle (last: Canha, May 19, 2017)...drove in five runs nine games later against Seattle on July 16...was named to his first AL All-Star team June 30...finished second on the Player Ballot to Alex Bregman, who was voted in by the fans...walked in his only at bat in the All-Star Game July 9 at Cleveland and also scored a run...is the fifth third baseman in Oakland history to be named to the All-Star team (Bando, 1969, 72-74; Gross, 1977;

Lansford, 1988; Donaldson, 2014)...also participated in the Home Run Derby on July 8 and hit 13 home runs in a first round loss to Vladimir Guerrero, Jr. (29)...had back-to-back two-homer games Aug. 14 at San Francisco and Aug. 15 against Houston, the third and fourth multi-homer games of his career...it marks the 12th time in Oakland history a player had back-to-back multi-homer games (last: Khris Davis, April 10-11, 2019)...scored three runs in each of those two games, marking the 16th time in Oakland history a player scored three or more runs in back-to-back games (last: Ben Zobrist, June 14-15, 2015)...collected his 100th career double Aug. 31 at New York (AL)...started at third base in the AL Wild Card Game on Oct. 2 against Tampa Bay and went 1-for-3 with a walk.

2018—Was one of the top fielders in the game and one of the top hitters in the game after the All-Star Break...earned the American League Gold Glove for third basemen after leading all Major League fielders with 29 defensive runs saved and topping ML third basemen in total chances (484) and assists (331)...also won the Platinum Glove for all AL fielders and was named Defensive Player of the Year by Wilson...hit .309 with 14 home runs, 39 RBI and a .961 OPS in 64 games after the break after batting .250 with 10 home runs, 29 RBI and a .776 OPS in 81 games before the break...led the majors in doubles after the break (25) and led the AL in runs (52) and extra base hits (42)...also ranked third in the AL in hits (80) and OPS (.961), fifth in slugging (.591), seventh in batting and tied for ninth in home runs and RBI...the 25 doubles set an Oakland post-break record and were the most since Ferris Fain had 26 in 87 games in 1952...the 42 extra base hits tied the Oakland record at the time...overall, hit .278 with 24 home runs and 68 RBI in 145 games...tied for seventh in the AL in doubles (42), tied for eighth in triples (6), ranked ninth in OPS (.864) and 10th in runs (100) and extra base hits (72)...finished seventh in AL MVP voting and was one of seven players to be named on all 30 ballots...led the A's in batting, on-base percentage, runs, doubles and triples...became the first Athletic to score 100 runs since Nick Swisher had 106 in 2006...hit .274 with 20 of his 24 home runs against right-handed pitchers, .288 against left-handers...batted .311 with 16 of his 24 home runs and a .984 OPS on the road...ranked third in the AL in OPS on the road...11 of his 24 home runs and 35 of his 68 RBI came with two strikes...tied for eighth in the AL in two-strike home runs and tied for ninth in RBI...in addition to leading ML third basemen in total chances and assists, he ranked second in putouts (133) and third in double plays (37) and games (145)...his 20 errors were second most (Devers, BOS 24)...the total chances were the second most in Oakland history to the record of 523 set by Sal Bando in 1969...the errors tied for sixth most...made a team-leading 60 starts batting second where hit .291 with 12 home runs and 35 RBI...hit .359 with a 1.074 OPS against AL Central teams...made his first career Opening Day start March 29 against Los Angeles (AL) and became the A's fifth different Opening Day starter at third base in the last five years (Plouffe, Valencia, Lawrie, Donaldson)...had a career-best streak of five consecutive multiple hit games from April 2-6...batted .358 with five home runs and 12 RBI over his first 14 games through April 13...tied an Oakland record June 12 against Houston with three doubles and did it again Aug. 13 against Seattle...is the third player in Oakland history with two three-double games in a season (Rudi, 1974; Grieve, 1998)...had his consecutive games played streak of 149 end on June 15...was placed on the 10-day disabled list June 16 retroactive to June 15 with a right thumb contusion...was reinstated July 3 and hit .300 with 14 home runs, 42 RBI and a .921 OPS over his final 76 games...went 4-for-4 with two doubles, a walk and a stolen base July 7 at Cleveland...it was his first career four-hit game, his first stolen base and the first time he reached base safely five times in a game...reached base safely in a career-high 30 consecutive games from July 11 to Aug. 17...hit .342 with a .415 on-base percentage and .658 slugging percentage during the streak, which was the longest by an Athletic since Jack Cust had a 39-game streak from Aug. 26, 2008-April 18, 2009...tied an Oakland record with two triples July 26 at Texas...also homered to join Adam Piatt (April 30, 2000 vs. Minnesota) as the only players in Oakland history to homer in a two-triple game...23 of his 33 hits from July 26 to Aug. 24 were for extra bases (13 doubles, three triples, seven home runs)...had an A's season-high tying 14-game hitting streak from July 31 to Aug. 17...hit .328 with 12 runs, eight doubles, a triple, three home runs and nine RBI during the streak...batted .322 in July...had his only two-homer game of the season and the second of his career Aug. 26 at Minnesota...batted .319 with 22 runs, 12 doubles, one triple, nine home runs and 18 RBI in 27 games in August...led the majors with 22 extra base hits, which match the most by an Athletic in August (Bob Johnson, 1938)...it was the second-highest total in any month in Oakland history to Reggie Jackson's 24 in June of 1969...tied for the Major League lead with 12 doubles, which fell one short of the Oakland record for August (13, Lowrie in 2013)...

tied for third in the AL in home runs, which also fell one short of the Oakland record of 10 (Davis in 2018, Chavez in 2002, Brosius in 1995)...went 1-for-5 in a start at third base in the Wild Card game at New York on Oct. 3...had surgery on his right thumb following the season...Dr. Steven Shin performed an ulnar sided sesamoid bone excision along the right thumb at the Cedars-Sinai Kerlan-Jobe Institute in Los Angeles on Oct. 16...also had surgery on his left shoulder two months later...Dr. William Workman performed a distal clavicle resection procedure at the Bass Surgical Center in Walnut Creek, Calif. on Dec. 14.

2017—Was selected from Triple-A Nashville June 15 and started 83 of the A's 84 games at third base while on the active roster following his promotion (had a 14-day stint on the DL)...led Major League rookies in doubles (21) and extra base hits (37) after the All-Star Break and ranked third among American League rookies in runs (37), home runs (14) and RBI (37)...batted .234 with 14 home runs and 40 RBI in 84 games overall in his ML debut...ranked sixth among AL rookies in walks (32), seventh in doubles (23), eighth in extra base hits (39), ninth in total bases (137), 10th in home runs and tied for 10th in RBI...was the third baseman on *Baseball America's* All-Rookie Team...had 68 hits, 39 of which went for extra bases (57.4%)...that was the second highest percentage of hits going for extra bases in Athletics history among players with 250 or more plate appearances (59.8%, McGwire in 1995)...turned 34 double plays in 84 games as a third baseman, which ranked fourth among AL third basemen...they were the most in ML history among third basemen with fewer than 100 games played...averaged 3.57 total chances per nine innings, which is the best mark in Oakland history by a third baseman with 40 or more games played...committed 13 errors, which tied for sixth most among AL third basemen...his 83 starts were the most by an A's rookie third baseman since Eric Chavez had 98 in 1999...was selected from Nashville June 15 and made his ML debut that night against New York (AL)...went 0-for-3 with two walks...collected his first big league RBI on a second inning ground out against the Yankees on June 16...then had the game-winning two-run single in the bottom of the eighth inning off Jonathan Holder for his first hit...started all four games at third base in the series against New York before he was placed on the 10-day disabled list June 22 retroactive to June 19 with left knee cellulitis...was reinstated July 3...hit his first Major League home run July 15 off Corey Kluber, a solo blast in the third inning...added his second home run in the eighth inning and the two-homer game came in the 13th game of his career...at the time, the only other player in Oakland history with a two-homer game that early in his career is Mitchell Page, who did it in his sixth game on April 13, 1977...was ejected from the game in the fourth inning Sept. 6 by home plate umpire Mike Everitt...hit .257 with 16 home runs and 30 RBI in 49 games with Nashville...added six doubles and two triples for a .589 slugging percentage...the home runs were tied for third most in the Pacific Coast League and tied for fifth in all of the minor leagues at the time of his June 15 promotion to Oakland...also ranked fifth in the PCL in slugging...hit .304 with 11 home runs and 19 RBI over his final 28 games...hit .320 against left-handed pitching, .338 in the sixth inning or later and .417 with a .475 on-base percentage when leading off an inning...was on the disabled list from April 8 to 21 with a sprained left wrist...had two home runs May 2 at Round Rock...had six home runs over a 10-game span from May 16-25...batted .272 with 11 home runs and 20 RBI in 29 games in May...the home runs led all of minor league baseball...hit safely in each of his final 11 Triple-A games, going 14-for-42 (.333) with five home runs and 10 RBI.

2016—Was named Texas League Player of the Year after batting .244 with 29 home runs and 83 RBI in 117 games with Double-A Midland...led the league in runs (78), home runs, slugging percentage (.521), extra base hits (59) and strikeouts (147), ranked second in RBI and tied for third in walks (59)...was named to the TL Midseason and Postseason All-Star teams and was a *Baseball America* Double-A All-Star...was promoted to Triple-A Nashville in mid-August and hit .197 with seven home runs and 13 RBI in 18 games with the Sounds...combined to hit .237 with 36 home runs and 96 RBI in 135 games...the home runs were third most in all of minor league baseball behind Dylan Cozens (40) and Rhys Hoskins (38) of the Phillies organization...also tied for fourth in the minors in extra base hits (68), ranked sixth in total bases (267) and tied for 10th in RBI...led the A's farm system in home runs, RBI, runs (92), extra base hits and total bases, ranked second in slugging (.519) and third in walks (68)...hit 21 home runs and drove in 60 runs over his final 67 contests...led TL third basemen in fielding (.971), total chances (342), putouts (87), assists (245) and double plays (41)...overall, he appeared in 118 games at third base and 10 at shortstop...committed 11 errors as a third baseman (.973 fielding percentage) and five as a shortstop (.911)...was

rated as the A's number 3 prospect by *Baseball America* following the season...went 3-for-4 with two home runs and five RBI April 17 against Northwest Arkansas...it was his first of five multi-homer games...started at third base for the South Division All-Stars in the Texas League All-Star Game on June 28 at Springfield and went 0-for-2 with a walk...went 4-for-5 with three doubles and four RBI on July 19 against Corpus Christi...hit .342 with seven home runs and 22 RBI over his final 20 games with Midland...finished July with 27 RBI in 29 games...had two home runs and a season-high six RBI Aug. 6 against Corpus Christi...was named TL Player of the Week Aug. 15 after going 7-for-22 (.318) with three doubles, three home runs and eight RBI in six games during the week of Aug. 8-14...was promoted to Nashville Aug. 17...combined in the month of August for nine home runs and 24 RBI in 28 games...hit three home runs Sept. 3 at New Orleans...went 2-for-14 (.143) with three walks in four postseason games for Nashville.

2015—Spent the entire season at Single-A Stockton but appeared in just 80 games due to two stints on the disabled list...batted .250 with 23 home runs and 57 RBI...despite the limited playing time, he led the A's farm system in home runs...tied for seventh in the California League in home runs but his 23 home runs were the most in the league from May 7 to Aug. 3 (between his two stints on the DL)...appeared exclusively at third base on defense where he committed 19 errors in 77 games for a .922 fielding percentage...began the season on the DL with a strained left knee and was reinstated May 7...connected for his lone two-homer game of the season May 31 against Lake Elsinore...had his best month in July when he hit .280 with 10 doubles, a triple, 10 home runs and 22 RBI in 29 games...slugged .673...tied for the lead in all of minor league baseball in July home runs (Adam Duvall, Louisville)...was placed on the DL a second time Aug. 4 with a left wrist contusion...was reinstated Sept. 2 and went 0-for-11 over his final three games...was rated as the A's third-best prospect by *Baseball America* following the season.

2014—Spent most of his first professional season at Single-A Beloit of the Midwest League where he batted .237 with five home runs and 20 RBI in 50 games...also appeared in three games with the A's affiliate in the Arizona Rookie League and one with Double-A Midland and hit .246 in 54 games overall...appeared exclusively at third base on defense where he committed 12 errors in 41 games for a .910 fielding percentage...went 2-for-5 with a double in his professional debut with the A's affiliate in the Arizona Rookie League on June 20 against the Angels...was transferred to Beloit June 23 and hit his first professional home run June 29 against Kane County...was on the disabled list from July 17 to 24 with a left hip contusion...hit his first career grand slam and drove in six runs Aug. 22 against Quad Cities...was sent to Midland Sept. 1 and went 0-for-3 in his only game that day at Frisco...then batted .310 with two home runs and four RBI in eight postseason games to help the RockHounds to the Texas League Championship...was rated as the A's fourth-best prospect by *Baseball America* following the season.

PERSONAL/MISCELLANEOUS

Matthew James Chapman was originally signed by Eric Martins, who was an A's scout at the time...is married, Taylor...graduated from El Toro (CA) High School and had his jersey #6 retired in 2022...attended Cal State Fullerton...was All-Big West Honorable Mention as a freshman, Second Team as a sophomore and First Team as a junior...was a *Baseball America* and Louisville Slugger Third-Team All-American as a junior.

ATHLETICS HOME RUN DERBY PARTICIPANTS

2021	Matt Olson	1996	Mark McGwire
2019	Matt Chapman	1994	Ruben Sierra
2014	*Yoenis Céspedes and Josh Donaldson	1992	*Mark McGwire
2013	*Yoenis Céspedes	1990	Mark McGwire and Jose Canseco
2001	Jason Giambi	1987	Mark McGwire
1999	John Jaha	1986	Jose Canseco
1997	Mark McGwire		

*indicates winner

LIFETIME PLAYING RECORD

Year	Club	AVG.	G	AB	R	H	2B	3B	HR	RBI	SH	SF	HP	BB	SO	SB	CS	OBP	SLG	E
2014	AZL Athletics	.429	3	14	1	6	1	1	0	0	0	0	0	1	1	0	0	.467	.643	1
	Beloit	.237	50	190	22	45	8	3	5	20	0	0	5	7	46	2	1	.282	.389	11
	Midland	.000	1	3	0	0	0	0	0	0	0	0	0	0	0	0	0	.000	.000	0
2015	Stockton	.250	80	304	60	76	21	3	23	57	0	4	5	39	79	4	1	.341	.566	19
2016	Midland	.244	117	438	78	107	26	4	29	83	0	4	3	59	147	7	4	.335	.521	15
	Nashville	.197	18	76	14	15	1	1	7	13	0	0	0	9	26	0	0	.282	.513	1
2017	Nashville	.257	49	175	30	45	6	2	16	30	0	3	1	25	63	5	4	.348	.589	7
	OAKLAND	.234	84	290	39	68	23	2	14	40	0	2	2	32	92	0	3	.313	.472	13
	Stockton	.000	2	7	0	0	0	0	0	0	0	0	0	1	3	0	0	.125	.000	0
2018	OAKLAND	.278	145	547	100	152	42	6	24	68	0	2	9	58	146	1	2	.356	.508	20
	Stockton	.250	1	4	0	1	0	0	0	0	0	0	0	0	1	0	0	.250	.250	1
2019	OAKLAND	.249	156	583	102	145	36	3	36	91	0	3	11	73	147	1	1	.342	.506	9
2020	OAKLAND	.232	37	142	22	33	9	2	10	25	0	1	1	8	54	0	0	.276	.535	5
2021	OAKLAND	.210	151	529	75	111	15	3	27	72	0	9	4	80	202	3	2	.314	.403	6
Major League Totals		.243	573	2091	338	509	125	16	111	296	0	17	27	251	641	5	8	.330	.478	53

CAREER TRANSACTIONS

2014 — Selected by the Oakland Athletics in the 1st round (25th selection overall) of the First-Year Player Draft.
2017 — On the disabled list, June 19 to July 2; included rehabilitation assignment to Stockton, July 1 to 2. **2018** — On the disabled list, June 15 to July 2; included rehabilitation assignment to Stockton, July 2. **2020** — On the injured list, September 9 to 27.

WILD CARD RECORD

Year	Club/Opp.	AVG.	G	AB	R	H	2B	3B	HR	RBI	SH	SF	HP	BB	SO	SB	CS	OBP	SLG	E
2018	OAK vs. NYY	.200	1	5	0	1	0	0	0	0	0	0	0	0	0	0	0	.200	.200	0
2019	OAK vs. TB	.333	1	3	0	1	0	0	0	0	0	0	0	1	0	0	0	.500	.333	0
Totals		.250	2	8	0	2	0	0	0	0	0	0	0	1	0	0	0	.333	.250	0

ALL-STAR GAME RECORD

Year	Club/Site	AVG.	G	AB	R	H	2B	3B	HR	RBI	SH	SF	HP	BB	SO	SB	CS	OBP	SLG	E
2019	A.L./Cle.	—	1	0	1	0	0	0	0	0	0	0	0	1	0	0	0	1.000	—	0

CHAPMAN'S CAREER BESTS

Hits: 4, July 7, 2018 at Cleveland

Home Runs: 2 (eight times), August 31, 2021 at Detroit; August 14, 2021 at Texas; August 20, 2020 vs. Arizona; August 10, 2020 at Los Angeles (AL); August 15, 2019 vs. Houston; August 14, 2019 at San Francisco; August 26, 2018 at Minnesota; July 15, 2017 vs. Cleveland

Runs Batted In: 6, August 10, 2020 at Los Angeles (AL); 6, June 30, 2019 at Los Angeles (AL); 5, July 16, 2019 vs. Seattle

Stolen Bases: 1 (five times), last: August 3, 2021 vs. San Diego

Hitting Streak: 16, June 11 to 29, 2021

Hitless Streak (At Bats): 23, September 22 to 28, 2021

Game Ending RBI: 2, June 20, 2019 vs. Tampa Bay (home run); May 10, 2019 vs. Cleveland (home run)

Grand Slams: None

Pinch-Hit Home Runs: None

Inside-The-Park Home Runs: None

Lead Off Home Runs: None

COLISEUM FIRSTS

Game: April 17, 1968

Final Score: Baltimore 4, Oakland 1

Winning Pitcher: Dave McNally

Losing Pitcher: Lew Krausse

Attendance: 47,233

First Victory: April 18, 1968

Final Score: Oakland 4, Baltimore 3

Winning Pitcher: Paul Lindblad

Losing Pitcher: Gene Grabender

Batter: Curt Blefary, Baltimore (walked by Lew Krausse)

A's Batter: Bert Campaneris (popped out to second baseman Davey Johnson)

Hit: Boog Powell (Home run off Lew Krausse, 2nd inning, Apr. 17)

A's Hit: Rick Monday (Home run off Dave McNally, 6th inning, Apr. 17)

Run: Boog Powell (Home run off Lew Krausse, 2nd inning, Apr. 17)

A's Run: Rick Monday (Home run off Dave McNally, 6th inning, Apr. 17)

Error: Bert Campaneris, SS (ball hit by Frank Robinson, 4th inning, Apr. 17)

Pinch Hit: Tony La Russa (single off Dave McNally, 9th inning, Apr. 17)

Relief Pitcher: Diego Segui (relieved Lew Krausse in 6th inning, Apr. 17)

RIGHT-HANDED PITCHER**Height/Weight:** 6-4 / 263**Bats/Throws:** Right / Right**Birthdate:** September 7, 1996**Opening Day Age:** 25**Birthplace/Resides:** Bani, Dominican Republic / Peravia, Dominican Republic**Major League Service:** None**Obtained:** Signed as a non-drafted free agent, March 24, 2015**Contract Status:** First year of a one-year contract through 2022 [Updated Stats](#)**CAREER HIGHLIGHTS**

The native of the Dominican Republic was signed by the A's as a non-drafted free agent in 2015 and is 12-6 with nine saves and a 4.28 ERA in 93 games, including 13 starts, as a professional... has a .207 (126-for-608) opponents batting average and 226 strikeouts in 170.1 minor league innings (11.94 per nine innings)...however, has walked 150 (7.93 per nine innings) and has 57 wild pitches.

2021 HIGHLIGHTS

- Made two appearances for Oakland during Spring Training and logged a 4.50 ERA before he was optioned to Triple-A Las Vegas March 14.
- Was assigned to the A's alternate camp on April 20 but opened the season on the injured list at Las Vegas with a strained right shoulder and missed the entire season.
- Made two appearances for Toros Del Este in the Dominican Winter League on Oct. 29 and Nov. 27...had a 4.50 ERA (2.1 ip, 2 h, 2 r, 2 er, 4 bb, 2 so).

CAREER

2020—Was a non-roster invitee with Oakland and compiled a 7.94 ERA in five Spring Training appearances...was added to the A's 60-man player pool on July 1 but did not pitch in 2020.

2019—Pitched for three different teams in the A's farm system and was a combined 4-0 with two saves, a 2.89 ERA and .163 opponents batting average in a career-high 40 games, all in relief... struck out a career-high 93 batters in a career-high 62.1 innings, an average of 13.43 per nine innings...however, walked a career-high 43 (6.21 per nine innings)...surrendered just three home runs (0.43 per nine innings) after allowing two home runs in 108.0 innings over the first four seasons of his career...began the year at Low-A Beloit and had a 3.22 ERA in 13 appearances when he was moved up to High-A Stockton May 26...was 2-0 with both of his saves and a 3.16 ERA in 18 games with the Ports before he was transferred to Double-A Midland July 27...posted a 1.88 ERA in nine outings with the RockHounds...his opponents batting average broke down to .123 against left-handed hitters compared to .183 against right-handers...yielded all three of his home runs to righties...allowed a .120 average to batters leading off an inning...opponents hit .186 with runners in scoring position...pitched at least one inning in 38 of his 40 appearances, including two or more 16 times...posted a 2.25 ERA over his final eight games with Beloit...tossed a season-high 3.0 scoreless and hitless innings May 14 at Peoria and struck out a season-high five batters...had his second five-strikeout game May 17 against Kane County...was moved up to Stockton May 26 and tossed 2.0 scoreless and hitless innings in his Ports debut on May 29 against Modesto... recorded both of his saves over a three-game span in June (June 21 vs. San Jose, June 28 at San Jose)...compiled a 1.88 ERA in nine games in June and had a 1.40 ERA over his first 12 games with Stockton through July 6...was promoted to Midland July 27...did not allow a run in six of his final seven outings (0.77 ERA)...posted a 1.59 ERA in seven appearances in August...made one postseason appearance for Midland on Sept. 7 against Amarillo in Game 4 of the Texas League Semifinals (1.2 ip, 2 h, 2 r, 2 er, 2 bb, 3 so).

2018—Began the year in extended spring training and made one start with Short Season Vermont and 11 relief appearances with Single-A Beloit before spending the final month of the

season on the disabled list...combined for a 4.91 ERA and .158 opponents batting average in 12 games...struck out 19 batters in 11.0 innings (15.55 per nine innings), but walked 18 (14.73 per nine innings)...his opponents batting average broke down to .130 against right-handed hitters compared to .200 against left-handers...opponents hit .125 when leading off an inning...yielded a .200 average with runners in scoring position...began the year in extended spring training...made one start with Vermont on June 18 and was moved up to Beloit June 21...did not allow an earned run in five of his final six appearances beginning July 12 (1.29 ERA)...struck out a season-high four batters July 19 against Bowling Green...tossed a season-high 1.2 scoreless innings Aug. 2 against Kane County...that was his final appearance of the season as he was placed on the disabled list Aug. 3 with a sprained right ankle.

2017—Spent the entire season at Short Season Vermont and was 2-0 with five saves and a 3.43 ERA in 15 relief appearances...allowed a .203 opponents batting average but walked 18 in 21.0 innings (7.71 per nine innings)...struck out 29 (12.43 per nine innings)...surrendered just one home run but had eight wild pitches...tied for 10th in the New York-Penn League in saves...his opponents batting average broke down to .125 against right-handed hitters compared to .294 against left-handers...yielded a .186 average with runners on base...compiled a 1.64 ERA and had four of his five saves in seven appearances in July...struck out a season-high five batters in 2.0 scoreless innings on Aug. 17 against Lowell...did not allow a run in one postseason appearance (1.0 ip, 2 bb).

2016—Went 5-1 with two saves and a 7.12 ERA in 14 relief appearances with the A's affiliate in the Arizona Rookie League in his first season in the United States...the wins and ERA were career highs, as were his 39 hits, 31 runs and 19 wild pitches...struck out 48 batters in 36.2 innings (11.78 per nine innings) but also walked 33 (8.10 per nine innings)...did not allow a home run...led the AZL in walks and tied for the lead in wins...had a career-high .277 opponents batting average, which broke down to .190 against left-handed hitters compared to .313 against right-handers...struck out a career-high tying six batters June 23 at the Giants, July 30 against the Royals and Aug. 28 against the Cubs...allowed one run in 3.1 innings of relief Aug. 18 against the Indians for his first professional save.

2015—Made his professional debut with the A's affiliate in the Dominican Summer League and went 1-5 with a 4.12 ERA and .221 opponents batting average in 12 starts...the losses and games started are career highs...did not allow a home run in 39.1 innings...walked 38 and struck out 37...made his debut June 10 against the Rays (2.1 ip, 2 h, 1 r, 0 er, 2 bb, 2 so)...was credited with his first win July 22 at the Indians when he tossed 5.0 scoreless and hitless innings (5 bb, 3 so).

PERSONAL/MISCELLANEOUS

Wandisson Charles was originally signed by JC De La Cruz, Amauris Reyes and Pablo Marmol.

LIFETIME PITCHING RECORD

Year	Club	W	L	ERA	G	GS	CG	SHO	SV	IP	H	R	ER	HR	HB	BB	IBB	SO	WP	BK	
2015	DSL A's	1	5	4.12	12	12	0	0	0	39.1	31	23	18	0	3	38	0	37	11	1	
2016	AZL A's	5	1	7.12	14	0	0	0	2	36.2	39	31	29	0	1	33	0	48	19	0	
2017	Vermont	2	0	3.43	15	0	0	0	5	21.0	15	10	8	1	1	18	0	29	8	1	
2018	Vermont	0	0	INF	1	1	0	0	0	0.0	0	1	1	0	0	1	0	0	0	0	
	Beloit	0	0	4.91	12	1	0	0	0	11.0	6	7	6	1	1	18	0	19	4	0	
2019	Beloit	1	0	3.22	13	0	0	0	0	22.1	12	9	8	1	1	20	0	37	6	2	
	Stockton	2	0	3.16	18	0	0	0	2	25.2	14	15	9	1	3	18	0	39	9	0	
	Midland	1	0	1.88	9	0	0	0	0	14.1	9	4	3	1	0	5	0	17	0	0	
2020																					
2021	Las Vegas																				
Minor League Totals		12	6	4.28	93	13	0	0	9	170.1	126	99	81	5	10	150	0	226	57	4	

CAREER TRANSACTIONS

2015 — Signed by the Oakland Athletics as a non-drafted free agent, March 24.

INFIELDER

Height/Weight: 6-3 / 210

Bats/Throws: Switch / Right

Birthdate: December 26, 1997

Opening Day Age: 24

Birthplace/Resides: Charlotte, North Carolina / Seneca, South Carolina

Major League Service: None

Obtained: Selected in the 1st round of the 2019 First-Year Player Draft

Contract Status: First year of a one-year contract through 2022

 @Logand 8 Updated Stats

NON-ROSTER INVITEE

CAREER HIGHLIGHTS

Was the A's 1st round pick and the 29th selection overall in the 2019 First-Year Player Draft and is a .221 hitter with 11 home runs and 60 RBI in 173 games in two seasons...was rated as the A's number nine prospect by *Baseball America* following the 2019 season and number five after 2020...was drafted out of Clemson University where he was a two-time All-Atlantic Region selection, a two-time All-ACC selection and a three-time All-ACC Academic selection.

2021 HIGHLIGHTS

- Spent his first full professional season at Double-A Midland and hit .212 with seven home runs and 48 RBI in 119 games...added 62 walks for a .307 on-base percentage.
- Led the Texas League in games played, at bats (448), strikeouts (155) and reaching base on an error (11), ranked third in walks and eighth in doubles (22)...however, had the second lowest batting average, third lowest slugging percentage (.313) and OPS (.620) and fourth lowest on-base percentage among TL qualifiers.
- Led the A's farm system in walks and ranked fifth in doubles.
- Hit .239 (83-for-347) with all seven of his home runs and a .699 OPS against right-handed pitchers compared to .119 (12-for-101) with a .339 OPS against left-handers.
- Had a .180 batting average with the bases empty but hit .252 with four of his seven home runs with runners on base.
- Batted .251 at home, .173 with all seven of his home runs on the road.
- Hit .199 over innings one through six and .242 in the seventh inning or later.
- Started games at all four infield positions, including 70 at shortstop, 40 at third base, four at second base and one at first base...also went 4-for-13 (.308) in four starts at designated hitter.
- Committed 14 errors as a shortstop (.956 fielding percentage) and two as a third baseman (.982)...also made one miscue at second base.
- Hit in every spot in the order from second through sixth and saw his most action with 67 games batting third.
- Played for Mesa in the Arizona Fall League following the season and hit .274 with two home runs and 11 RBI in 20 games...added 15 walks for a .400 on-base percentage...was named to the AFL Fall Stars Game roster.
- DAY-BY-DAY:** Went 2-for-26 (.077) over his first seven games and had a 0-for-25 streak from May 19-27...finished May with a .159 batting average in 24 games but walked 14 times for a .282 on-base percentage...then hit .288 with a .370 on-base percentage in 26 games in June...began the month with a season-best nine-game hitting streak from June 1-10...went 14-for-36 (.389) with seven runs and six walks during the streak...also drove in 11 runs as he had an RBI in seven straight games from June 2-9...had his first career triple June 2, matched his career high with three hits the next day and then had his first two-double game on June 5, all against Corpus Christi...would have three more three-hit games (June 25 against Wichita, Aug. 21 against Amarillo and Sept. 10 at Corpus Christi)...drew a career-high three walks June 9 at San Antonio...had a streak of 30 consecutive games with a strikeout from June 11-July 15 (47 strikeouts total)...equaled his career high with three RBI on June 19 at Amarillo...went 2-for-6 in a June 27 doubleheader at Wichita to lift his average to a season-high .234...then went 11-for-77 (.143) over his next 20 games through July 21...went 0-for-4 with a career-high

four strikeouts on July 1 at Frisco...had a career-high tying three RBI July 9 at Corpus Christi... finished the month of July with a .188 batting average in 27 games but walked 16 times for a .299 on-base percentage...struck out four times in back-to-back games on Aug. 3 and 4 at Wichita...went 13-for-67 (.194) with no extra base hits and three RBI over a 19-game stretch from Aug. 13-Sept. 3...fanned four times for the fourth time in 2021 on Sept. 16 against Tulsa.

CAREER

2020—Went 2-for-9 (.222) with two RBI in seven games during Spring Training as an extra player from the minor league camp...was added to the A's 60-man player pool on June 29 and spent the rest of the season at the A's alternate site...was rated as the A's number five prospect by *Baseball America* following the season.

2019—Made his professional debut with Vermont of the Short-Season Single-A New York-Penn League and hit .239 with four home runs and 12 RBI in 54 games...added 31 walks for a .345 on-base percentage...was successful in all five of his stolen base attempts...ranked fourth in the NYPL in runs scored (42) and ninth in walks...hit .152 with a .446 OPS over his first 25 games through July 28...then batted .310 with a .860 OPS over his final 29 contests...batted .248 with all four of his home runs and all 12 of his RBI against right-handed pitching compared to .200 against left-handers...however, had a .385 on-base percentage against lefties, .333 against righties...hit .283 with three of his four home runs with the bases empty, .169 with runners on...however, batted .270 with runners in scoring position...slugged three of his four home runs at home...appeared exclusively at shortstop on defense where he made 50 starts...committed 12 errors for a .948 fielding percentage...also went 2-for-14 (.143) in four games at designated hitter...hit .304 with a .403 on-base percentage in 29 games batting first and .152 in 22 games hitting second...also hit third once and fifth twice...went 0-for-10 over his first three games before singling July 1 at Lowell for his first professional hit...stole second base in the first inning July 14 against Batavia, the first stolen base of his career...the second came five innings later...had a season-best five-game hitting streak from July 15-21 (5-for-19, .243)...drove in the first run of his career July 24 at Hudson Valley...hit his first home run July 27 against Brooklyn...hit .301 with a .400 on-base percentage in 26 games in August...matched his season high with a five-game hitting streak from Aug. 2-7...went 10-for-21 (.476) with four multiple hit games during the streak...had his first career three-hit game Aug. 6 against Staten Island...then had back-to-back three-hit games on Aug. 14 and 15 against Brooklyn...had his first career three-RBI game in the latter contest...walked a season-high three times Aug. 16 against the Cyclones...was rated as the A's number nine prospect by *Baseball America* following the season.

PERSONAL/MISCELLANEOUS

Logan Douglas Davidson was originally signed by A's scout William Avent...graduated from Providence High School where he was North Carolina Gatorade Player of the Year as a senior...graduated from Clemson University in three years...started every game at shortstop in three seasons with the Tigers, hitting .290 (211-for-728) with 171 runs, 45 doubles, two triples, 42 home runs and 142 RBI in 187 games...was a two-time All-Atlantic Region selection, a two-time All-ACC selection and a three-time All-ACC Academic selection...his father, Mark, played six seasons in the Majors with Minnesota (1986-88) and Houston (1989-91) and earned a World Series title with the Twins in 1987.

LIFETIME PLAYING RECORD

Year	Club	AVG.	G	AB	R	H	2B	3B	HR	RBI	SH	SF	HP	BB	SO	SB	CS	OBP	SLG	E
2019	Vermont	.239	54	205	42	49	7	0	4	12	0	0	2	31	55	5	0	.345	.332	12
2020																				
(Minor League Season Canceled — Did Not Play)																				
2021	Midland	.212	119	448	53	95	22	1	7	48	1	3	1	62	155	4	3	.307	.313	17
Minor League Totals		.221	173	653	95	144	29	1	11	60	1	3	3	93	210	9	3	.319	.319	29

CAREER TRANSACTIONS

2016 — Selected by the Philadelphia Phillies in the 30th round of the First-Year Player Draft; did not sign.

2019 — Selected by the Oakland Athletics in the 1st round (29th selection overall) of the First-Year Player Draft.



INFIELDER

Height/Weight: 5-9 / 190

Bats/Throws: Right / Right

Birthdate: August 13, 2000

Opening Day Age: 21

Birthplace/Resides: Montería, Colombia / Montería, Colombia

Major League Service: None

Obtained: Signed as a non-drafted free agent, August 13, 2016

Contract Status: First year of a one-year contract through 2022

[Updated Stats](#)

CAREER HIGHLIGHTS

Was signed by the A's as a non-drafted free agent out of Colombia on Aug. 13, 2016 and is a .271 hitter with 23 home runs and 148 RBI in 258 games in four seasons in the minors...has played in 205 games at third base, 24 at first base, four in left field and one each at second base and catcher...was named to the High-A Central Postseason All-Star team in 2021...played for Colombia in the Olympic Trials in 2021...named to the New York-Penn League Midseason All-Star team in 2019 when he tied for the league lead in RBI (47).

2021 HIGHLIGHTS

- Spent the entire season with High-A Lansing and batted .288 with 13 home runs and 56 RBI in 90 games...the games played were the most of his career and he had career highs in all counting categories except triples, stolen bases and hit by pitches...also had career bests in batting, slugging (.483) and OPS (.820).
- Was named to the High-A Central Postseason All-Star team after ranking fourth in the league in batting and slugging...also tied for seventh in doubles (24), ranked eighth in OPS, tied for ninth in extra base hits (38) and 10th in hits (96) and total bases (161).
- Tied for second in the A's farm system in doubles, ranked fourth in batting, slugging and extra base hits, tied for sixth in total bases, eighth in RBI and tied for ninth in hits and home runs.
- Batted .294 (78-for-275) with an .829 OPS against right-handed pitchers compared to .265 (18-for-68) with a .786 OPS against left-handers.
- Hit .344 with runners in scoring position.
- Batted .235 with five home runs, 21 RBI and a .698 OPS over his first 34 games through June 26...then hit .323 with eight home runs, 35 RBI and a .900 OPS over his final 56 contests.
- Had a .296 batting average with all 13 of his home runs and 50 of his 56 RBI at night...batted .245 during the day.
- Hit .336 with six of his 13 home runs with two outs.
- Started 49 games at third base, 22 at first base, 12 at designated hitter and four in left field...committed 12 errors as a third baseman (.875 fielding percentage) and five as a first baseman (.968)...also went 0-for-1 as a pinch hitter.
- Slugged nine of his 13 home runs as a third baseman.
- Hit in every spot in the order except sixth, seventh and eighth...had 41 games batting fifth and 34 hitting fourth.
- **DAY-BY-DAY:** Batted .189 over his first nine games through May 15...then hit safely in a season-high seven consecutive games from May 18-26...went 10-for-29 (.345) with four home runs and nine RBI during the streak...homed in three consecutive games at Fort Wayne, May 18-20...drove in a career-high tying four runs on the 20th...was batting .243 with five home runs and 16 RBI in 17 games when he was placed on the temporary inactive list to play for Colombia in the Olympic trials...went 1-for-10 in three games...returned to Lansing on June 6 and went 12-for-44 (.273) with seven doubles in his first 11 games following his return...was 2-for-18 over his next six games but then hit .382 over a 20-game stretch from June 27 to July 20...batted .326 with three home runs, 19 RBI, 12 walks and a .407 on-base percentage in 27 games in July...connected for his first career two-homer game Aug. 6 at Lake County and matched his career-high with four RBI...a 17-for-39 (.436) surge from Aug. 12 to 22 lifted his overall batting average to a season-high .296...went 0-for-12 over his next four games before

he was placed on the injured list Sept. 2 retroactive to Aug. 28 with a strained right quadriceps...was reinstated on Sept. 14 and went 4-for-10 (.400) with two home runs and four RBI over his final three games.

CAREER

2020—Did not play following the cancellation of the minor league season due to the pandemic...played for Colombia in the Caribbean Series and went 3-for-11 (.273) with two RBI in four games.

2019—Played for Short-Season Vermont in the New York-Penn League and hit .264 with nine home runs and 47 RBI in 70 games...tied for the NYPL lead in RBI, ranked third in extra base hits (27) and total bases (119), fourth in hits (73), tied for fourth in doubles (17), tied for fifth in home runs and 10th in slugging (.430)...was named to the NYPL Midseason All-Star Team...hit .273 with a .765 OPS against right-handed pitchers compared to .235 with a .643 OPS against left-handers...batted .313 with runners in scoring position...belted six of his nine home runs with runners on base...appeared exclusively at third base on defense where he made 61 starts...committed 15 errors for a .899 fielding percentage...also made nine starts at designated hitter...batted third 36 times, fourth 32 times and fifth twice...had a season-best eight-game hitting streak from June 22-30...went 11-for-34 (.324) with a home run and nine RBI during the streak...drilled a career-high two doubles June 26 against Connecticut...hit .308 in 16 games in June...had his first career four-hit game July 4 at Connecticut and went 15-for-39 (.385) over a nine-game stretch from July 4-12...went 1-for-2 for the Red squad in the NYPL All-Star Game on Aug. 21...played for Colombia in the Caribbean Series and was 7-for-19 (.367) with three doubles and four RBI in five games.

2018—Hit .277 with a home run and 25 RBI in 48 games for the A's affiliate in the Arizona Rookie League...added 19 walks and six hit by pitches for a career-best .371 on-base percentage...batted .317 against left-handed pitchers, .263 against right-handers...hit .313 at home, .237 on the road...had a .407 batting average and .448 on-base percentage when leading off an inning...started 39 games at third base where he committed 10 errors for a .886 fielding percentage...also made four starts at designated hitter and appeared in one game each at first base and second base...hit in every spot in the order except eighth and ninth and saw his most action with 25 games batting third...scored a career-high three runs June 20 against Indians2...went 11-for-30 (.367) in the month of June and then hit .295 in July...connected for his first career home run July 22 at Padres2 and also drove in a career-high four runs...had a season-best five-game hitting streak from Aug. 11-16 (7-for-17, .412).

2017—Made his professional debut with the A's affiliate in the Dominican Summer League, went 5-for-27 (.185) during an eight-game stay with the A's Arizona Rookie League club from June 21 to July 10 and then returned to the Dominican...batted .255 with no home runs and 18 RBI in 42 games in the DSL and combined for a .244 batting average, no home runs and 20 RBI in 50 games overall...hit .364 with an .810 OPS against left-handed pitchers, .200 with a .475 OPS against right-handers...started 45 games at third base and one at catcher...made his pro debut on June 3 against the DSL Dodgers and went 1-for-4...collected his first RBI on June 9 at the DSL Marlins when he went 3-for-6 with four RBI.

PERSONAL/MISCELLANEOUS

Jordan David Diaz (Sandoval) was originally signed by A's scout Jose Quintero.

LIFETIME PLAYING RECORD

Year	Club	AVG.	G	AB	R	H	2B	3B	HR	RBI	SH	SF	HP	BB	SO	SB	CS	OBP	SLG	E
2017	AZL A's	.185	8	27	2	5	0	0	0	2	0	1	0	0	4	1	0	.179	.185	4
	DSL A's	.255	42	137	14	35	7	0	0	18	0	3	3	6	22	2	0	.295	.307	11
2018	AZL A's	.277	48	159	23	44	11	2	1	25	0	2	6	19	22	0	0	.371	.390	10
2019	Vermont	.264	70	277	31	73	17	1	9	47	0	4	1	18	46	2	2	.307	.430	15
2020																				
(Minor League Season Cancelled — Did Not Play)																				
2021	Lansing	.288	90	333	46	96	24	1	13	56	0	5	2	25	58	2	3	.337	.483	17
Minor League Totals		.271	258	933	116	253	59	4	23	148	0	15	12	68	152	7	7	.324	.417	57

2018 — Signed by the Oakland Athletics organization as a non-drafted free agent, August 13.

**RIGHT-HANDED PITCHER****Height/Weight:** 6-0 / 215**Bats/Throws:** Right / Right**Birthdate:** February 12, 1995**Opening Day Age:** 27**Birthplace/Resides:** Zionsville, Indiana / Zionsville, Indiana**Major League Service:** None**Obtained:** Selected in the 7th round of the 2017 First-Year Player Draft**Contract Status:** First year of a one-year contract through 2022[Updated Stats](#)**NON-ROSTER INVITEE****CAREER HIGHLIGHTS**

Was selected by the A's in the seventh round of the 2017 draft and is 21-18 with a 3.39 ERA in 74 games, including 66 starts, in four seasons as a professional...has struck out 376 (9.24 per nine innings) in 366.1 career innings...tied for sixth in the minor leagues in wins (13) in 2018 and tied for eighth in strikeouts (163)...did not allow a run in 38.1 innings with Vermont in 2017, earning *Baseball America* Short-Season All-Star honors.

2021 HIGHLIGHTS

- Went 1-5 with a 6.65 ERA in 10 games, including nine starts, with Triple-A Las Vegas in a season interrupted by a 12-week stint on the injured list with right thoracic outlet syndrome.
- Also made one rehab start in the Arizona Complex League and had a career-high 6.55 ERA overall...yielded a career-high .272 opponents batting average.
- His opponents batting average broke down to .253 (20-for-79) against right-handed hitters compared to .286 (30-for-105) against left-handed hitters.
- Held the opponents clean-up hitter to a .217 average but the three hitter batted .409 and the five batter hit .364.
- Was 0-3 with a 10.90 ERA in four starts at Las Vegas Ballpark, 1-2 with a 3.86 ERA in seven games in all other ballparks...yielded six home runs in 17.1 innings at home with Las Vegas, one in 28.0 innings in all other parks.
- Was 0-4 with an 8.82 ERA in four starts on four days rest, 1-0 with a 3.96 ERA in six games on five days rest or more.
- The Aviators were 3-6 (.333) in his starting assignments...tossed more than 4.1 innings in just three of his starts.
- **DAY-BY-DAY:** Walked a career-high six batters in 4.0 innings in his first start, a 6-4 loss to Sacramento on May 7...tossed a season-high 6.0 innings in his second start on May 13 at Reno...allowed just two runs but had a no decision in an 8-5 loss...also tossed 6.0 innings on May 23 against Salt Lake and May 30 at Sacramento...struck out a season-high eight batters against the Bees and allowed just one run against the River Cats for his lone win of the season...had a season-high 99 pitches in his start on the 30th...went 1-3 with a 6.15 ERA and .218 opponents batting average in five starts in May...did not make a start in June before going on the injured list June 7 with right thoracic outlet syndrome...made one rehab start with the A's affiliate in the Arizona Complex League on Aug. 28 against the Cubs (2.0 ip, 2 h, 1 r, 1 er, 3 so) before he was reinstated from the IL on Sept. 5...went 0-2 with a 7.41 ERA and .347 opponents batting average in five games following his return but issued just three walks in 17.0 innings...pitched in relief in his first outing back on Sept. 5 at Sugarland (2.2 ip, 2 h, 4 so)...finished the year by making four starts of 4.1 innings or fewer...allowed a season-high seven runs on a season-high three hits in 3.0 innings in an 11-5 loss to Reno on Sept. 10.

CAREER

2020—Was a non-roster invitee with the A's and went 0-1 with a 12.27 ERA in three appearances during the spring before he was reassigned to minor league camp on March 6...was added to the A's 60-man player pool on June 29 but did not pitch in 2020.

2019—Spent the first five weeks of the season at Double-A Midland and was promoted to Triple-A Las Vegas May 12 after compiling a 1.89 ERA in six starts with the RockHounds...was 4-5 with a save and a 4.38 ERA in 20 games, 19 starts, with the Aviators...combined for a 6-7 record and a 4.36 ERA in 26 appearances overall...had career highs in games, starts, losses, runs (73), earned runs (63), home runs (22), hit batters (10) and walks (48)...the save was the first of his career...ranked fourth in the A's farm system in strikeouts (124), eighth in innings pitched (130.0), ninth in ERA and tied for ninth in wins...allowed a .238 opponents batting average, which broke down to .214 against right-handed hitters compared to .256 against left-handers...yielded a .195 average to batters leading off an inning...combined to go 2-3 with a 3.10 ERA in 11 starts at home compared to 4-4 with a 5.48 ERA in 15 games on the road...went 2-0 with a 1.35 ERA and .167 opponents batting average over a five-start stretch from April 16 to May 13...was named Texas League Pitcher of the Week for the week of April 22-28 after winning both of his starts while tossing 15.0 scoreless innings...logged 7.0 innings April 22 against Tulsa...then pitched a career-high tying 8.0 scoreless innings and allowed just two hits and a walk against Northwest Arkansas April 28...had a season-best 16.0-inning scoreless streak from April 22 to May 5...went 2-2 with a 1.74 ERA and .204 opponents batting average in five starts in April...was 2-2 with a 1.89 ERA in six starts when he was promoted to Las Vegas May 12...struck out a season-high nine batters in his Triple-A debut May 13 against Tacoma...allowed a career-high eight runs in 5.2 innings in an 8-3 loss at Reno May 25...also had a career-high 110 pitches in that start...had the shortest start of his career July 6 at Albuquerque when he lasted just 1.0 innings (3 h, 3 r, 3 er, 1 bb, 0 so)...compiled a 2-0 record, a 1.78 ERA and .204 opponents batting average over a six-game stretch from July 27 to Aug. 24...made his only relief appearance of the season Aug. 13 at Omaha and pitched the final three innings of the Aviators 4-2 win for his first professional save (2 h, 1 r, 1 er, 1 bb, 2 so)...matched his season-high with nine strikeouts in 5.2 scoreless innings on Aug. 24 at Tacoma...was named Pacific Coast League Pitcher of the Week for the week of Aug. 19-25 after going 1-0 with a 0.00 ERA and 15 strikeouts in 11.2 innings over two starts...allowed just four hits and walked one...made one postseason start and had a no decision in the Aviators 8-6 loss in Game 2 of the PCL Semifinals at Sacramento on Sept. 5 (3.1 ip, 5 h, 5 r, 5 er, 2 bb, 6 so).

2018—Split his season between Single-A Stockton and Double-A Midland and combined for a 13-6 record and a 2.33 ERA in 24 games, including 22 starts, in his second professional season...struck out 163 and walked just 31 in 150.2 innings for a strikeout-to-walk ratio of 5.26...averaged 9.74 strikeouts per nine innings and 1.85 walks per nine innings...his 13 wins tied for sixth in all of minor league baseball and his 163 strikeouts tied for eighth...led the A's farm system in ERA, wins and strikeouts and ranked second in innings pitched...was named an A's Organization All-Star by mlb.com and was a California League Midseason All-Star...began the year at Stockton and was tied for second in the CL in wins (6), ranked third in strikeouts (82) and fourth in ERA (2.70) at the time of his promotion to Midland on June 13...tied for the Texas League lead in wins (7) from June 13 through the end of the season, ranked second in ERA (2.01) and third in strikeouts (81)...allowed a .219 opponents batting average, including .215 against left-handed hitters compared to .222 against right-handers...opponents hit .206 with runners in scoring position, including .152 with RISP and two outs...nine of the 12 home runs he allowed came with the bases empty...both of his relief appearances came in relief of a pitcher on a rehab assignment from Oakland...tossed six or more innings in 17 of his 24 appearances, allowed two runs or fewer 15 times and walked two or fewer 19 times...did not allow a run in his first two starts on April 7 against Lake Elsinore and April 12 at San Jose...tossed 5.0 innings in each game...struck out 10 and did not walk a batter in the first game but had a no decision...then yielded just one hit for his first win of the season in the second game...walked one and struck out four and was named Cal League Pitcher of the Week for the week of April 9-15...allowed a run in the second inning on April 18 at Modesto, snapping a 49.1-inning scoreless streak dating back to June 30, 2017...went 2-0 with a 2.28 ERA in five starts in April and struck out 38 batters in 27.2 innings...ranked second in all of minor league baseball in strikeouts in April...struck out a season-high 11 batters at Inland Empire May 13...won each of his final four starts at Stockton from May 25 to June 11 (2.77 ERA)...named to the Cal League Midseason All-Star Game but did not play in the June 19 game as he was promoted to Midland June 13...did not allow a run in five of his final seven starts from July 24 to Aug. 30, going 6-1 with a 0.94 ERA...tossed a season-high 8.0 innings July 7 at Springfield...had a four-game winning streak from July 24 to Aug. 12 (0.68 ERA)...had a season-high 22.1-inning scoreless streak from July 30 to Aug. 18...tossed 7.1 scoreless and hitless on Aug. 24 in a 3-1 win

at Corpus Christi...walked two and struck out seven and was removed after throwing a season-high tying 108 pitches...earned Texas League Pitcher of the Week honors for the week of Aug. 20 to 26...did not allow a run in four of his five starts in August and was 4-1 with a 0.77 ERA and .167 opponents batting average.

2017—Made his professional debut with the A's affiliate in the Arizona Rookie League and allowed three runs in 2.0 innings in his only game on June 24 at the Cubs (13.50 ERA)...was moved up to Single-A Vermont June 27 and did not allow a run in 38.1 innings with the Lake Monsters...was a combined 1-0 with a 0.67 ERA in 13 games, including nine starts...struck out 48 in 38.1 innings (11.27 per nine innings) and walked just eight (1.88 per nine innings)...was named to the New York-Penn League Midseason All-Star team and was also named a *Baseball America* Short-Season All-Star...allowed a .146 opponents batting average, including .108 against left-handed hitters...opponents were 2-for-24 (.083) with runners in scoring position...pitched four innings or fewer in each of his 13 appearances...made his first professional start June 30 against Staten Island (2.0 ip, 1 h, 1 bb)...recorded his first professional win Aug. 10 against Batavia with 3.1 perfect innings of relief (5 so)...pitched a scoreless second inning for the North All-Stars in the NYPL All-Star Game on Aug. 15 at Troy (1 h)...made two postseason starts for the Lake Monsters and was 0-1 with an 18.90 ERA (3.1 ip, 11 h, 7 r, 7 er, 3 bb, 2 so, 1 hr).

PERSONAL/MISCELLANEOUS

Parker Edward Dunshee was originally signed by A's scout Neil Avent...graduated from Zions Community High School (IN)...attended Wake Forest where he went 28-10 with a 3.20 ERA in his career...holds the school record for strikeouts (330)...played for the USA Baseball Premier12 team following the 2019 season.

LIFETIME PITCHING RECORD

Year	Club	W	L	ERA	G	GS	CG	SHO	SV	IP	H	R	ER	HR	HB	BB	IBB	SO	WP	BK
2017	AZL Athletics	0	0	13.50	1	0	0	0	0	2.0	5	3	3	1	0	0	0	3	0	1
	Vermont	1	0	0.00	12	9	0	0	0	38.1	15	0	0	0	4	8	0	45	0	1
2018	Stockton	6	2	2.70	12	10	0	0	0	70.0	61	23	21	7	2	17	1	82	1	0
	Midland	7	4	2.01	12	12	0	0	0	80.2	59	21	18	5	4	14	1	81	1	1
2019	Midland	2	2	1.89	6	6	0	0	0	38.0	26	11	8	1	4	11	0	34	2	0
	Las Vegas	4	5	5.38	20	19	0	0	1	92.0	86	62	55	21	6	37	0	90	2	3
2020																				
(Minor League Season Canceled — Did Not Pitch)																				
2021	Las Vegas	1	5	6.65	10	9	0	0	0	43.1	48	36	32	7	3	17	1	38	1	1
	ACL A's	0	0	4.50	1	1	0	0	0	2.0	2	1	1	0	0	0	0	3	0	0
Minor League Totals		21	18	3.39	74	66	0	0	1	366.1	302	157	138	42	23	104	3	376	7	7

CAREER TRANSACTIONS

2016 — Selected by the Chicago Cubs organization in the 14th round of the First-Year Player Draft; did not sign.

2017 — Selected by the Oakland Athletics organization in the 7th round of the First-Year Player Draft.

**INFIELDER****Height/Weight:** 6-3 / 200**Bats/Throws:** Right / Right**Birthdate:** January 7, 1998**Opening Day Age:** 24**Birthplace/Resides:** Santo Domingo Centro, Dominican Republic / San Pedro de Macoris, Dominican Republic**Major League Service:** None**Obtained:** Signed to a minor league contract, November 19, 2021**Contract Status:** First year of a one-year contract through 2022
 [Updated Stats](#)
NON-ROSTER INVITEE**CAREER HIGHLIGHTS**

Was ranked by MLB.com as the top prospect for the 2014 international signing period and signed with the New York Yankees organization on July 2, 2014...batted .227 with 93 home runs and 246 RBI in 415 games in six seasons in the Yankees farm system before signing a minor league deal with the A's Nov. 19, 2021 after becoming a free agent...defensively, has appeared in 195 games at first base and 142 at third base...led the Double-A Northeast League with 31 home runs in 2021...was named to the Florida State League Postseason All-Star Team in 2019.

2021 HIGHLIGHTS

- Made his Double-A debut in 2021 and batted .210 with 31 home runs and 67 RBI in 109 games with Somerset.
- The home runs were a career high, the most in the Yankees farm system and the most in the Double-A Northeast...they tied for seventh among all minor leaguers.
- Also had career highs in runs (58), hits (81), RBI, walks (52), stolen bases (10), games, at bats (385) and strikeouts (168).
- Led the Double-A NE in strikeouts, ranked fifth in RBI and walks, tied for fifth in games and tied for seventh in total bases (187).
- Tied for fourth in the Yankees farm system in total bases, ranked fifth in RBI and walks, tied for sixth in extra base hits (43) and 10th in runs.
- Hit .214 (62-for-290) with an .802 OPS against right-handed pitchers, .200 (19-for-95) with a .760 OPS against left-handers.
- His average dropped to .185 with runners in scoring position...was 2-for-9 (.222) with a grand slam and six RBI with the bases loaded.
- Had a .199 batting average over innings 1-6, a .240 average from the seventh inning on
- Started 87 games at first base and four at third base...committed 14 errors, all as a first baseman (.977 fielding percentage).
- Also made 18 starts at designated hitter, where he hit .319 with five home runs and 15 RBI.
- Hit in every spot in the order but saw his most action with 52 games batting fifth.
- Went 1-for-7 (.143) in three games with Gigantes Del Cibao in the Dominican Winter League following the season.
- **DAY-BY-DAY:** Got off to a slow start as he went 1-for-24 (.042) with no RBI over his first seven games...then put together a season-best 12-game hitting streak from May 13-27...hit safely in a season-best 12 consecutive games from May 13 through the first game of a May 27 doubleheader at New Hampshire...went 16-for-48 (.333) with 11 runs scored, seven home runs and 17 RBI during the streak...had six home runs and 14 RBI over an eight-game stretch from May 14-22...had a season-high three hits May 21 at Hartford...it was his first of three three-hit games (Aug. 12 vs. Portland, Sept. 19 at Akron)...struck out at least once in 39 consecutive contests from May 23-July 16 (78 strikeouts total)...hit a pair of solo home runs June 1 vs. Reading...that gave him nine home runs, 19 RBI and a .221 batting average over his first 23 games...then hit .120 with six home runs and 11 RBI over his next 31 games from June 2-July 15...went 0-for-5 with a career-high five strikeouts June 25 at Portland...hit .153 in 20 games in June and then batted .174 in 25 games in July...had seven home runs and 13 RBI over an 11-game stretch from July 23 to Aug. 4...had a grand slam and a season-high five RBI

in a 7-6 win at Reading on July 29...his average had dipped to .176 at the conclusion of play on Aug. 1...then hit .270 (38-for-141) over his final 41 games beginning Aug. 3...connected for his second two-homer game of the season and the seventh of his career Aug. 4 against Bowie...had his best month in August when he hit .275 with seven home runs and 18 RBI in 25 games...went 8-for-25 (.320) with four home runs and eight RBI over his final seven games beginning Sept. 12

CAREER

2020—Did not play following the cancelation of the minor league season due to the pandemic.

2019—Batted .247 with 17 home runs and 54 RBI in 75 games with Single-A Tampa in a season that ended for him on July 8 when he was placed on the injured list with a fractured right foot...at the time of the injury, he was leading the Florida State League in RBI, slugging (.491), extra base hits (32) and total bases (133), was tied for the lead in home runs and ranked fourth in OPS (.787)...for the season, he finished third in home runs...was named to the FSL Midseason and Postseason All-Star Teams...tied for sixth in the Yankees farm system in home runs...batted .256 with a .798 OPS against right-handed pitchers, .212 with a .740 OPS against left-handers...hit 11 of his 17 home runs at home...had a .303 batting average in the seventh inning or later...was 17-for-33 (.515) with eight home runs and 19 RBI when putting the first pitch in play...started 52 games at first base and 21 at designated hitter...committed just three errors for a .993 fielding percentage...batted fourth 72 times and third twice...had his first of two two-homer games on April 16 against Bradenton (also May 20 vs. Florida)...hit .298 with six home runs and 24 RBI in 23 games in April...went 1-for-4 for the North in the FSL All-Star Game on June 15...played for Gigantes Del Cibao in the Dominican Winter League following the season and hit .190 with a RBI in seven games.

2018—Began the season in extended spring training before joining Single-A Charleston on May 17...hit .241 with 15 home runs and 50 RBI in 88 games with the RiverDogs...had a career-high 17 doubles and matched his best with two triples...tied for seventh in the Yankees farm system in home runs...batted .275 against left-handed pitchers, .230 with 13 of his 15 home runs against right-handers...started 44 games at first base, 23 at designated hitter and 20 at third base...went 4-for-5 on June 28 against Rome...had an 11-game hitting streak from July 2-17 (14-for-41, .341)...batted .280 with seven of his 15 home runs in 23 games in July...had two home runs and four RBI in the final game of the season on Sept. 3 against West Virginia.

2017—Combined to hit a career-high .249 with 17 home runs and 45 RBI in 63 games with Rookie Pulaski and Single-A Charleston...also had career bests in on-base percentage (.357), slugging percentage (.542), OPS (.899) and triples (2)...ranked third in the Yankees farm system in home runs...batted .263 against left-handed pitchers, .244 against right-handers...started 40 games at third base, 13 at designated hitter and 10 at first base...homered in five straight games from July 29-Aug. 1...had his second career two-homer game on Aug. 13 at Lexington...went 2-for-10 (.200) with a walk in three postseason games for Charleston.

2016—Spent the entire season with rookie level Pulaski and hit .206 with 13 home runs and 24 RBI in 57 games...ranked second in the Appalachian League in home runs, fifth in walks (32) and tied for eighth in extra base hits (22)...tied for fifth in the Yankees farm system in home runs...hit .250 with a .905 OPS against left-handed pitchers, .175 with a .693 OPS against right-handers...appeared exclusively at third base on defense where he made 55 starts...belted his first professional home run in his first game on June 23 against Danville...hit nine of his 13 home runs in July, including his first career two-homer game on July 3 against Bristol...homered in four straight games from July 16-19.

2015—Made his professional debut with the Gulf Coast Yankees2 and hit .159 with six RBI in 23 games...appeared exclusively at third base on defense where he made 22 starts...went 2-for-3 with two RBI in his first game on July 24 at the Braves.

PERSONAL/MISCELLANEOUS

Dermis Garcia (Hernandez)...was ranked by MLB.com as the top prospect for the 2014 international signing period.

LIFETIME PLAYING RECORD

Year	Club	AVG.	G	AB	R	H	2B	3B	HR	RBI	SH	SF	HP	BB	SO	SB	CS	OBP	SLG	E
2015	GCL Yankees2	.159	23	69	7	11	2	0	0	6	0	0	0	9	25	0	1	.256	.188	9
2016	Pulaski	.206	57	194	31	40	9	0	13	24	0	1	3	32	79	0	2	.326	.454	20
2017	Pulaski	.270	33	115	24	31	5	1	9	25	0	1	1	24	39	6	0	.397	.565	7
	Charleston	.227	30	110	12	25	6	1	8	20	0	1	0	14	42	0	0	.312	.518	3
2018	Charleston	.241	88	324	37	78	17	2	15	50	0	1	2	36	111	3	2	.320	.444	11
2019	Tampa	.247	75	271	35	67	15	0	17	54	0	5	2	19	105	4	2	.296	.491	3
2020																				
2021	Somerset	.210	109	385	58	81	11	1	31	67	0	3	3	52	168	10	2	.307	.486	14
Minor League Career		.227	415	1468	204	333	65	5	93	246	0	12	11	186	569	23	9	.316	.468	67

CAREER TRANSACTIONS

2014 — Signed by the New York Yankees organization as a non-drafted free agent, July 2. **2021** — Elected free agency, November 7; signed by the Oakland Athletics to a minor league contract, November 19.

**INFIELDER****Height/Weight:** 6-3 / 205**Bats/Throws:** Right / Right**Birthdate:** October 19, 1999**Opening Day Age:** 22**Birthplace/Resides:** Lewes, Delaware / Rehoboth Beach, Delaware**Major League Service:** None**Obtained:** Selected in the 2nd round of the 2021 First-Year Player Draft**Contract Status:** First year of a one-year contract through 2022
 [Updated Stats](#)
NON-ROSTER INVITEE**CAREER HIGHLIGHTS**

Was the A's second round pick in the 2021 First-Year Player Draft and hit .333 with seven home runs and 30 RBI in 36 games in his professional debut...was rated as the A's number 2 prospect by *Baseball America* following the season...played collegiately at the University of Virginia where he hit .316 with 16 home runs, 91 RBI and 32 stolen bases in 137 games in three seasons.

2021 HIGHLIGHTS

- Played for three different teams in his professional debut and hit a combined .333 with seven home runs and 30 RBI in 36 games...added 20 walks for a .422 on-base percentage...slugged .565 and had a .987 OPS.
- Was successful in 13-of-15 (86.7%) stolen base attempts...tied for eighth in the A's farm system in stolen bases.
- Hit .336 (39-for-116) with six of his seven home runs against right-handed pitchers compared to .318 (7-for-22) against left-handers.
- Batted .447 with runners in scoring position...was 3-for-4 (.750) with two doubles and nine RBI with the bases loaded.
- Had a .344 batting average and five of his seven home runs in his home ballparks.
- Hit .345 in the sixth inning or later.
- Started 34 games on defense, all at third base...committed nine errors for a .871 fielding percentage.
- Also went 2-for-8 (.250) in two starts at designated hitter.
- Batted second in the order 32 times and had one game each in the three, seven, eight and nine spots.
- Was rated as the A's number 2 prospect by *Baseball America* following the season.
- **DAY-BY-DAY:** Signed with the A's on July 24 and made his professional debut with the A's affiliate in the Arizona Complex League on Aug. 9 at the Giants-Black...went 2-for-2 with two RBI and a career-high two stolen bases that day and was promoted to Low-A Stockton on Aug. 10...hit .298 with seven home runs and 22 RBI in 32 games with the Ports...during his time at Stockton (Aug. 10-Sept. 25), he tied for third in the Low-A West in runs (26), home runs and extra base hits (16), ranked fourth in total bases (68), tied for fourth in walks (19) and fifth in RBI, slugging (.548) and OPS (.941)...went 3-for-18 (.167) over his first five contests but then hit safely in a career-high five consecutive games from Aug. 15-21 (8-for-19, .421)...hit his first professional home run on Aug. 24 against Inland Empire and homered five times over a 10-game span from Aug. 24 to Sept. 8...hit .426 (23-for-54) with 14 runs, six doubles, six home runs, 17 RBI and eight walks over a 13-game stretch from Aug. 26 to Sept. 14...stole a career-high tying two bases Aug. 31 vs. Fresno...had a career-high five RBI in a 9-3 win over Fresno on Sept. 2...was 5-for-6 with four runs scored, a double, two home runs and four RBI on Sept. 14 vs. Modesto...the hits, runs and home runs were career highs...went 1-for-16 over his final four games with Stockton before he was moved up to Triple-A Las Vegas on Sept. 26...hit safely in each of his three games with the Aviators, going 7-for-12 (.583) with six RBI...matched his career high with five RBI on Sept. 27 against Oklahoma City.

PERSONAL/MISCELLANEOUS

Zachary Dunn Gelof was originally signed by A's scout Tripp Faulk...graduated from Cape Henlopen High School (Del.) and was named 2018 Delaware Gatorade Player of the Year...attended the University of Virginia where he hit .316 with 16 home runs, 91 RBI and 32 stolen bases in 137 games in three seasons.

LIFETIME PLAYING RECORD

Year	Club	AVG.	G	AB	R	H	2B	3B	HR	RBI	SH	SF	HP	BB	SO	SB	CS	OBP	SLG	E
2021	ACL A's	1.000	1	2	1	2	0	0	0	2	0	0	1	0	0	2	0	1.000	1.000	0
	Stockton	.298	32	124	26	37	8	1	7	22	0	1	1	19	36	11	2	.393	.548	8
	Las Vegas	.583	3	12	3	7	1	0	0	6	0	0	0	1	2	0	0	.615	.667	1
Minor League Career		.333	36	138	30	46	9	1	7	30	0	1	2	20	38	13	2	.422	.565	9

CAREER TRANSACTIONS

2018 — Selected by the Cleveland Indians organization in the 38th round of the First-Year Player Draft, did not sign. **2021** — Selected by the Oakland Athletics organization in the 2nd round of the First-Year Player Draft.

**RIGHT-HANDED PITCHER****Height/Weight:** 6-3 / 210**Bats/Throws:** Right / Right**Birthdate:** August 16, 1988**Opening Day Age:** 33**Birthplace/Resides:** Bristol Tennessee, / Brentwood, Tennessee**Major League Service:** 6 years, 50 days**Obtained:** Signed to a minor league contract, November 29, 2021**Contract Status:** First year of a one-year contract through 2022 [Updated Stats](#)**NON-ROSTER INVITEE****CAREER HIGHLIGHTS**

Has pitched professionally for 11 seasons and has pitched in the majors in eight of those seasons...is 20-23 with four saves and a 5.14 ERA in 310 career appearances, including 19 starts, with the Rangers (2012-13), Cubs (2013-17), Royals (2018), Mariners (2018) and Brewers (2020)...is also 32-19 with nine saves and a 3.74 ERA in 189 appearances, including 57 starts, in his minor league career...has just four big league appearances over the previous three seasons...made six postseason appearances for the World Champion Cubs in 2016...was a third round pick of Texas in 2010, made his professional debut in 2011 and his Major League debut in 2012.

2021 HIGHLIGHTS

- Signed a minor league contract with Seattle on May 7 and spent the entire season at Triple-A Tacoma where he was 3-1 with a career-high five saves and a 4.37 ERA in 45 games, including one start.
- Struck out 72 batters in 47.1 innings, an average of 13.69 per nine innings
- Led the Triple-A West in wild pitches (12), tied for the lead in balks (3) and tied for sixth in games pitched...tied for third among league relievers in home runs (10) and tied for sixth in strikeouts (71).
- Allowed a .232 opponents batting average, which broke down to .209 (19-for-91) against right-handed hitters compared to .255 (24-for-94) against left-handers.
- Opponents hit .286 with the bases empty but that marked dropped to .172 with runners on... eight of the 11 home runs he allowed were solo shots.
- Yielded a .136 average with runners in scoring position.
- Converted 5-of-6 (83.3%) save opportunities...allowed just 1-of-11 (9.1%) inherited runners to score...first batters faced were 10-for-43 (.233) with a walk.
- Compiled a 3.09 ERA and .672 OPS in 21 home games, a 5.63 ERA and .865 OPS in 24 contests on the road...yielded nine of his 11 home runs on the road.
- Had an 8.38 ERA in nine day games, a 3.35 ERA in 36 games at night.
- Held the opponents clean-up hitter to a .095 batting average but the five hitter batted .400.
- Tossed at least one inning in 41 of his 45 appearances and exactly 1.0 inning 34 times.
- **DAY-BY-DAY:** Pitched a season-high 2.0 scoreless innings on May 10 against El Paso, his first of three outings of 2.0 innings (May 30 at Reno, June 12 vs. Sacramento)...allowed his first inherited runner of the season to score on May 18 against Salt Lake but then stranded each of his 10 inherited runners over his final 41 games...yielded at least one run in five consecutive games from May 23 to June 3 (6 er in 6.0 ip, 9.00 ERA)...was charged with his only blown save of the season May 28 at Reno...made his only start of the season on May 30 at Reno (2.0 ip, 2 h, 2 r, 2 er, 1 bb, 1 so)...it was his first start since Sept. 1, 2013 with Triple-A Iowa...struck out a season-high five batters in 1.2 innings on June 26 at Albuquerque but also allowed a season-high three hits...did not allow a run over a five-game stretch from July 10 to 22 (4.2 ip, 1 h, 2 bb, 7 so)...issued a season-high three walks July 27 against Sacramento...did not walk a batter over a 14-game span from Aug. 2 to Sept. 11 (12.1 ip)...matched his season high with three hits in 1.0 inning on Aug. 8 at Reno but struck out three and did not allow a run...compiled a 2.08 ERA in 10 appearances in August...followed that up with a 7.04 ERA in eight games in September but held the opposition to a .207 batting average...yielded a season-high three runs Sept. 16 at El Paso.

CAREER

2020—Was a non-roster invitee with Milwaukee and compiled a 4.26 ERA in seven Spring Training appearances...was added to the Brewer 60-man player pool on June 29 and was selected by the Brewers on July 21...posted a 17.36 ERA and .391 opponents batting average in four relief appearances (4.2 ip, 9 h, 9 r, 9 er, 4 bb, 6 so, 4 hr)...appeared in three games before he was placed on the 10-day injured list Aug. 13 with a lacerated right finger...was reinstated from the IL on Aug. 27 as the 27th man for the doubleheader that day against Cincinnati...allowed two runs on three hits in 1.0 innings and was designated for assignment following the game...was released on Aug. 31.

2019—Was with Cleveland during the spring but was released on March 22 and signed by Los Angeles (NL) to a minor league contract the next day...began the year at Triple-A Oklahoma City and went 4-4 with a save and a 5.66 ERA in 35 relief appearances before he was traded to Cincinnati for cash considerations on July 17...spent the balance of the season at Triple-A Louisville where he posted a 2-0 record and a 2.50 ERA in 17 outings...combined with both clubs to go 6-4 with a 5.23 ERA in 52 relief appearances...struck out 84 batters in 65.1 innings, an average of 11.57 per nine innings...had a .255 opponents batting average, which broke down to .225 against left-handed hitters compared to 267 against right-handers...allowed 10-of-25 (40.0%) inherited runners to score...first batters faced were 17-for-49 (.347) with three walks...held the opponents four hitter to a .138 average and the five hitter to a mark of .111...tossed at least one inning in 47 of his 52 appearances...pitched in four games before going on the injured list April 15 with an inflamed right shoulder...was reinstated on April 25...struck out a season-high four batters May 19 vs. Omaha, his first of three four-strikeout games (July 23 vs. Gwinnett and Aug. 10 at Rochester...had a season-high 9.2-inning scoreless streak from May 30 to June 16...logged a season-high 2.2 innings for the win on July 27 against Scranton/Wilkes-Barre ...had a 9.1-inning scoreless streak for Louisville from July 30 to Aug. 15.

2018—Split the season between the Kansas City and Seattle organizations after being released by the Cubs in mid-March after four spring outings...signed by Kansas City on March 18 and opened the year with the Royals...was on the 10-day disabled list for almost seven weeks...was out from Apr. 22-June 11 and again after June 23 before requesting his release...signed by Seattle, July 19...did not pitch from June 24-July 27 due to a right shoulder impingement...spent August at Triple-A Tacoma and made five September appearances with Seattle, sporting a 1.93 ERA...retired his last 12 batters faced over his final four games (4.0 ip).

2017—Had three stints in Triple-A Iowa around 50 appearances in his final season with the Cubs...walked 27 and struck out 59, good for an average of 9.6 strikeouts per 9.0 innings...was on the disabled list from Aug. 16-Sept. 1 with an infection in his right index finger...finished the season strong, logging a 1.42 ERA with seven strikeouts in his final six outings (6.1 ip)...that included a save on Sept. 29 vs. the Reds, his first since Aug. 8, 2015.

2016—Made 68 relief appearances for Chicago and in 28 outings from June 28 to Sept. 13 he posted a 0.40 ERA...averaged 11.1 strikeouts per 9.0 innings...stranded 26 of 32 inherited runners...held opponents to a .154 average and a .292 slugging mark with runners in scoring position...made six postseason appearances for the World Champion Cubs (4.1 ip, 6 h, 6 r, 6 er, 1 bb, 3 so, 12.46 ERA)...four of the six runs came in three World Series appearances against Cleveland...had two brief stints with Triple-A Iowa, July 30-Aug. 3 and Aug. 8-11 (appeared in just one game).

2015—Posted a career-best 1.99 ERA in 62 relief appearances...ranked fifth among all National League relievers with 12.14 strikeouts per nine innings...among NL relievers with at least 60 appearances, he ranked fourth in opponents batting average (.178) and ninth in ERA...surrendered just 11 extra-base hits in 204 batters faced...placed on the 15-day disabled list April 2 with right forearm inflammation...earned his first career save, July 1 at New York (NL)...recorded a career-best 15.0-scoreless innings streak from July 21 to Aug. 29...pitched once in the NLDS against St. Louis (1.0 ip, 3 so) and twice in the NLCS against New York (1.0 ip, 1 h, 1 so).

2014—Spent his first full season in the majors with Chicago and tied for ninth in the National League with a career-high 73 appearances...allowed just four home runs and struck out 70 in

69.0 innings...struck out four batters in the ninth inning on Aug. 29 at St. Louis, becoming the seventh Cubs pitcher to record four punchouts in an inning.

2013—Was acquired by Chicago on July 22 in a five-player deal that sent Matt Garza to the Texas Rangers...combined to go 7-9 with a 5.97 ERA in 27 games (17 starts) between the Rangers and Cubs...was 0-2 with a 2.00 ERA in 10 relief appearances with Chicago following his Sept. 3 promotion... rated by *Baseball America* as the Rangers top right-handed starter and fifth overall best prospect entering 2013.

2012—Made his major league debut with Texas in just his second pro season...had his contract selected from Frisco June 16 to start against Houston...earned the win that night after tossing 6.0 innings of three-run, six-hit ball while fanning seven...struck out five-straight hitters at one point, becoming the first Ranger to strike out five-consecutive batters in his ML debut...posted the lowest ERA (1.72) in the Texas League and ranked second in wins with nine at Double-A Frisco.

2011—Combined for a 7-3 record and a 3.39 ERA in 25 starts in his professional debut with Single-A Hickory and Single-A Myrtle Beach...struck out 127 batters in 140.1 innings.

PERSONAL/MISCELLANEOUS

Justin Scott Grimm was originally signed by Rangers scout Ryan Coe...is married, Gina, and has a son, Austin...graduated from Virginia High School in Bristol, Va. in 2007...attended the University of Georgia and was a member of the Southeastern Conference Academic Honor Roll.

LIFETIME PITCHING RECORD																				
Year	Club	W	L	ERA	G	GS	CG	SHO	SV	IP	H	R	ER	HR	HB	BB	IBB	SO	WP	BK
2011	Hickory	2	1	3.40	9	9	0	0	0	50.1	45	23	19	5	3	18	0	54	4	1
	Myrtle Beach	5	2	3.39	16	16	0	0	0	90.1	84	40	34	2	6	30	0	73	4	0
2012	Frisco	9	3	1.72	16	14	0	0	0	83.2	70	21	16	3	1	14	0	73	2	0
	TEXAS	1	1	9.00	5	2	0	0	0	14.0	22	14	14	1	0	3	0	13	3	0
	Round Rock	2	3	4.59	9	8	0	0	0	51.0	53	27	26	2	4	16	0	30	4	0
2013	Round Rock	1	0	1.59	1	1	0	0	0	5.2	4	1	1	0	0	2	0	4	0	0
	TEXAS	7	7	6.37	17	17	0	0	0	89.0	116	67	63	15	1	31	1	68	4	0
	Iowa	2	3	4.68	8	8	0	0	0	42.1	46	23	22	1	0	17	0	41	6	0
	CHICAGO (NL)	0	2	2.00	10	0	0	0	0	9.0	4	3	2	0	1	3	0	8	0	0
2014	CHICAGO (NL)	5	2	3.78	73	0	0	0	0	69.0	59	32	29	4	4	27	2	70	8	0
	Iowa	0	0	0.00	1	0	0	0	0	1.0	0	0	0	0	0	1	0	2	0	0
2015	CHICAGO (NL)	3	5	1.99	62	0	0	0	3	49.2	31	18	11	4	1	26	1	67	8	0
	CHICAGO (NL)	2	1	4.10	68	0	0	0	0	52.2	47	24	24	5	1	23	2	65	7	0
2016	Iowa	0	0	0.00	1	0	0	0	0	1.0	1	0	0	0	0	0	0	3	0	0
	CHICAGO (NL)	1	2	5.53	50	0	0	0	1	55.1	47	34	34	12	1	27	0	59	4	1
	Iowa	0	1	3.86	10	0	0	0	3	11.2	10	5	5	2	0	5	0	18	0	0
2018	KANSAS CITY	1	3	13.50	16	0	0	0	0	12.2	17	19	19	2	0	14	1	8	1	0
	Omaha	1	1	8.68	9	0	0	0	0	9.1	15	9	9	0	0	6	0	13	4	0
	Everett	0	0	4.50	2	0	0	0	0	2.0	2	1	1	0	0	2	0	3	0	0
	Tacoma	1	0	1.64	10	0	0	0	0	11.0	8	2	2	0	2	2	0	17	1	0
	SEATTLE	0	0	1.93	5	0	0	0	0	4.2	2	1	1	1	0	0	0	3	0	0
2019	Oklahoma City	4	4	5.66	35	0	0	0	1	41.1	49	28	26	3	3	15	0	56	7	0
	Louisville	2	0	4.50	17	0	0	0	0	24.0	14	12	12	3	1	17	0	28	11	0
2020	MILWAUKEE	0	0	17.36	4	0	0	0	0	4.2	9	9	9	4	0	4	0	6	0	0
2021	Tacoma	3	1	4.37	45	1	0	0	5	47.1	43	25	23	11	6	21	1	72	12	3
Major League Totals		20	23	5.14	310	19	0	0	4	360.2	354	221	206	48	9	158	7	367	35	1
Minor League Totals		32	19	3.74	189	57	0	0	9	472.0	444	217	196	32	26	166	1	487	55	4

CAREER TRANSACTIONS

2007 — Selected by the Boston Red Sox organization in the 13th round of the First-Year Player Draft, did not sign. **2010** — Selected by the Texas Rangers organization in the 5th round of the First-Year Player Draft. **2013** — Traded to the Chicago Cubs with infielder Mike Olt, minor league right-handed pitcher Carl Edwards Jr. and a player to be named later (right-handed pitcher Neil Ramirez on Aug. 23) for right-handed pitcher Matt Garza, July 22. **2015** — On the disabled list, April 2 to May 5; included rehabilitation assignment to Iowa, May 4 to 5. **2017** — On the disabled list, August 18 to 31; included rehabilitation assignment to Iowa, August 28 to 31. **2018** — Released, March 15; signed by the Kansas City Royals, March 18. On the disabled list, April 22 to June 11; included rehabilitation assignment to Omaha, May 14 to June 11. On the disabled list, June 24 to

July 6. Released, July 6; signed by the Seattle Mariners to a minor league contract, July 19. Elected free agency, October 31. **2019** — Signed by the Cleveland Indians to a minor league contract, January 7. Released, March 22; signed by the Los Angeles Dodgers to a minor league contract, March 23. Traded to the Cincinnati Reds organization for cash considerations, July 17. Elected free agency, November 4; signed by the Milwaukee Brewers to a minor league contract, December 4. **2020** — On the injured list, August 13 to 26. Released, August 31. **2021** — Signed by the Seattle Mariners to a minor league contract, May 7. Elected free agency, November 7; signed by the Oakland Athletics to a minor league contract, November 29.

DIVISION SERIES RECORD

Year	Club/Opp.	W	L	ERA	G	GS	CG	SHO	SV	IP	H	R	ER	HR	HB	BB	IBB	SO	WP	BK
2015	CHC vs. STL	0	0	0.00	1	0	0	0	0	1.0	0	0	0	0	0	0	0	3	0	0
2016	CHC vs. SF	0	0	18.00	2	0	0	0	0	1.0	2	2	2	0	0	0	0	0	0	0
Career		0	0	9.00	3	0	0	0	0	2.0	2	2	2	0	0	0	0	3	0	0

LEAGUE CHAMPIONSHIP SERIES RECORD

Year	Club	W	L	ERA	G	GS	CG	SHO	SV	IP	H	R	ER	HR	HB	BB	IBB	SO	WP	BK
2015	CHC vs. NYM	0	0	0.00	2	0	0	0	0	1.0	1	0	0	0	0	0	0	1	0	0
2016	CHC vs. LAD	0	0	0.00	1	0	0	0	0	1.1	1	0	0	0	0	0	0	1	0	0
Career		0	0	0.00	3	0	0	0	0	2.1	2	0	0	0	0	0	0	2	0	0

WORLD SERIES RECORD

Year	Club	W	L	ERA	G	GS	CG	SHO	SV	IP	H	R	ER	HR	HB	BB	IBB	SO	WP	BK
2016	CHC vs. CLE	0	0	18.00	3	0	0	0	0	2.0	3	4	4	0	1	1	0	2	1	0

GRIMM'S CAREER BESTS

Low Hit Complete Game: None

Innings Pitched: 7.2, June 14, 2013 vs. Toronto. As reliever: 3.1, August 23, 2014 vs. Baltimore

Strikeouts: 9 (twice), last: May 2, 2013 vs. Chicago (AL). As reliever: 4 (three times), last: April 8, 2017 at Milwaukee

Pitches: 108, June 14, 2013 vs. Toronto. As reliever: 54, July 3, 2012 at Chicago (AL)

Longest Winning Streak: 5, June 5, 2014 to May 20, 2015

Longest Losing Streak: 4 (twice), last: July 24, 2017 to April 13, 2018

Longest Scoreless Streak: 15.0, July 21 to August 29, 2015

RECENT NON-ROSTER INVITEES TO PLAY FOR OAKLAND

2021: Domingo Acevedo, Reymin Guduan, Deolis Guerra, Pete Kozma, Jed Lowrie, Frank Schwindel, Jacob Wilson	2005: Hiram Bocachica, Jermaine Clark, Britt Reames
2020: Nate Orf, Jordan Weems	2004: Ramon Castro
2019: Nick Hundley, Corban Joseph, Brian Schlitter, Wei-Chung Wang	2003: Mike Edwards, Ron Gant, David McCarty, Adam Melhuse
2018: Jeremy Bleich, Nick Martini	2002: Jose Flores, Larry Sutton
2017: Michael Brady, Simon Castro, Jaff Decker, Ryan Lavarney, Josh Smith, Cesar Valdez	2001: Andy Abad, Erik Hiljus, Robin Jennings, Tom Wilson
2016: Matt McBride, Patrick Schuster, Chris Smith, Eric Surkamp	2000: Jon Ratliff, Rich Sauveur, Jeff Tam
2015: Carson Blair, Jason Pridie, Pat Venditte, Barry Zito	1999: John Jaha, Kevin Jarvis
2014: Sam Fuld	1998: Jim Dougherty, Gil Heredia, Kevin Mitchell, Jack Voigt
2013: Luke Montz	1997: Patrick Lennon, Richie Lewis, Dave Magadan, Mike Oquist
2012: Jim Miller, Brandon Moss, Evan Scribner	1996: Rafael Bournigal, Paul Fletcher, Buddy Groom, Torey Lovullo, Matt Stairs, Dave Telgheder
2011: Andy LaRoche, Jai Miller	1994: Geronimo Berroa, Steve Ontiveros, Ed Vosberg
2010: Cedrick Bowers	1993: Dale Sveum, Curt Young
2009: Kevin Cameron, Matt Carson	1992: Rich Gossage, Mike Kingery, Jeff Parrett
2008: Brooks Conrad, Kirk Saarloos, Mike Sweeney	1991: Brad Komminsk
2007: J.J. Furmaniak, Erasmo Ramirez	1989: Chris Bando, Billy Beane, Bill Dawley, Brian Snider
2006: Doug Clark, Randy Keisler	

Note: List only includes players not with the A's organization the previous year

**RIGHT-HANDED PITCHER****Height/Weight:** 6-5 / 245**Bats/Throws:** Right / Right**Birthdate:** April 17, 1989**Opening Day Age:** 32**Birthplace/Resides:** San Felix, Venezuela / Winter Garden, Florida**Major League Service:** 3 years, 71 days**Obtained:** Signed to a minor league contract, January 28, 2021**Contract Status:** First year of a one-year contract through 2022
 [Updated Stats](#)
CAREER HIGHLIGHTS

Was originally signed by the New York Mets organization in 2005 at the age of 16 out of Venezuela...made his Major League debut 10 years later with Pittsburgh and is 12-6 with a 4.54 ERA in 136 relief appearances over six seasons with the Pirates (2015), Angels (2016-17), Brewers (2019), Phillies (2020) and A's (2021)...has also pitched in the Twins and Rangers organizations and is 60-64 with 10 saves and a 4.31 ERA in 374 games, including 129 starts, in 14 seasons in the minors...pitched for the World Team in the All-Star Futures Game in 2007...was on the roster for Venezuela in World Baseball Classic in 2013 and 2017...with the exceptions of 2019 and 2021, has pitched for Magallanes in the Venezuelan Winter League every year dating back to 2008.

2021 HIGHLIGHTS

- Made a career-high 53 relief appearances and was 4-1 with a 4.11 ERA and .218 opponents batting average in his first season with the A's...also had career highs in innings pitched (65.2), strikeouts (62), wins, walks (20), hit by pitches (4), runs (34) and earned runs (30)
- Yielded a .217 (23-for-106) average and .634 OPS against left-handed hitters compared to .219 (30-for-137) with a .654 OPS against right-handers.
- First batters faced were 10-for-50 (.200) with two walks and a hit by pitch (.245 on-base percentage).
- Allowed 6-of-20 (30.0%) inherited runners to score.
- Posted a 3.20 ERA and .537 opponents OPS over his first 40 games through the end of August...then logged a 7.20 ERA and .943 opponents OPS over his final 13 contests.
- Compiled a 3.15 ERA in 29 night games, a 5.17 ERA in 24 appearances during the day.
- Had a 3.45 ERA and .527 opponents OPS in 23 games at home, a 4.62 ERA and .732 OPS on the road.
- Held the opponents five hitter to a .179 batting average.
- Opponents went 0-for-17 when putting his curveball in play.
- Tossed more than one inning in 19 of his 53 appearances, including two or more nine times.
- **DAY-BY-DAY:** Began the year at the A's alternate site but was selected by Oakland on April 8 and spent the remainder of the season with the A's...tossed 3.0 scoreless innings in his second outing on April 13 at Arizona, which matched the longest outing of his career...it was his first of three appearances of 3.0 innings in 2021 (May 13 at Boston, Aug. 24 vs. Seattle)...also struck out a season-high five...walked a career-high four batters and yielded a season-high five runs (two earned) in 0.2 innings on April 25 at Baltimore...first batters faced were 0-for-13 with a walk and a hit by pitch over a 15-game stretch from April 28 to July 1...was 1-1 with a 4.12 ERA over his first 13 games through May 23...then had a season-high 8.1-inning scoreless streak over a six-game stretch from May 24 to June 25...opponents went 1-for-25 (.040) with a walk over that span...made his 99th career appearance on May 31 at Seattle but number 100 would not come until June 21 at Texas when he retired the side in order in the seventh inning...had 20 days of rest between appearances...allowed two runs in back-to-back outings on June 27 at San Francisco and July 1 vs. Texas...then had eight consecutive scoreless appearances from July 4-27 (7.2 ip)...retired 13 of 14 first batters faced from July 20 to Aug. 31 (1 bb)...allowed a season-high four hits July 28 at San Diego (also Sept. 2 at Detroit)...matched his season-high with five strikeouts in 3.0 scoreless and hitless innings on Aug. 24 against Seattle...was credited with the win in back-to-back outings on Aug. 29 vs. New York and Aug. 31

at Detroit...yielded just two runs in 10 games and 12.0 innings in August and had a 1.50 ERA and .122 opponents batting average...had a 3.20 ERA and .180 opponents batting average in 40 games overall entering the month of September but allowed 12 runs on 21 hits in 15.0 innings over his final 13 outings...compiled a 7.20 ERA and .323 opponents batting average over that span...had allowed just 2-of-16 (12.5%) inherited runners to score before allowing 2-of-2 to score in each of his final two appearances on Sept. 27 at Seattle and Oct. 1 at Houston.

CAREER

2020—Was claimed off waivers from Milwaukee by Philadelphia on Feb. 5 and made the Phillies Opening Day roster...went 1-3 with an 8.59 ERA in nine relief appearances before he was designated for assignment on Aug. 22...spent the remainder of the year at Philadelphia's alternate site...allowed a .313 opponents batting average...surrendered three home runs in 7.1 innings for a .625 opponents slugging percentage...held left-handed hitters to a .077 average and .297 OPS compared to .474 with all three of his home runs and a 1.493 OPS against right-handers...opponents hit .150 with the bases empty, .583 with all three of his home runs with runners on...allowed his only inherited runner to score...logged one inning or fewer in eight of his nine appearances...allowed at least one run in five outings...pitched one scoreless inning and struck out a season-high two in his first outing on July 25 against Miami...tossed a season-high 1.1 innings Aug. 18 at Boston...pitched 0.2 scoreless innings Aug. 21 at Atlanta but was designated for assignment the next day...was outrighted to the Phillies alternate site Aug. 25 and did not pitch the rest of the season...went 0-2 with a 6.55 ERA and .289 opponents batting average in 12 relief appearances for Magallanes in the Venezuelan Winter League...struck out 12 batters in 11.0 innings and walked four.

2019—Attended Milwaukee's Spring Training as a non-roster invitee...spent the majority of the season with Triple-A San Antonio...averaged 11.88 strikeouts per nine innings and posted a 0.89 WHIP...following the All-Star break, posted a 0.71 ERA with 40 strikeouts in 18 games...held left-handed hitters to a .156 average and .200 slugging percentage...had his contract selected by the Brewers on July 4...made his only appearance with Milwaukee on July 5 at Pittsburgh...was designated for assignment on July 6 and later outrighted to San Antonio.

2018—Spent the season with Triple-A Round Rock in the Texas organization...averaged 10.77 strikeouts per nine innings...limited left-handed hitters to a .188 batting average...held opponents to a .203 average with runners in scoring position...finished the season with a 21.0-inning scoreless streak, which began on July 15...following the season, pitched for Magallanes in the Venezuelan Winter League.

2017—Made 19 relief appearances with Los Angeles (AL) across two stints (April 14-June 2 and Sept. 5-end of season)...appeared in 31 games with Triple-A Salt Lake...participated in the World Baseball Classic for Venezuela...following the season, pitched for Magallanes in the Venezuelan Winter League.

2016—Had two stints with Los Angeles (AL) from May 21 to 29 and June 4 through the end of the season...made 44 relief appearances in total...appeared in three games with Salt Lake...was on Salt Lake's disabled list from April 7 to May 5 following an appendectomy...following the season, pitched for Magallanes in the Venezuelan Winter League.

2015—Began the season with Triple-A Indianapolis...made his Major League debut on June 27 vs Atlanta, pitching the ninth inning of an 8-4 win (1.0 ip, 1 h, 1 so)...struck out Jace Peterson for his first career strikeout...earned his first ML win June 30 at Detroit after tossing 3.0 scoreless innings...was placed on the 15-day disabled list Aug. 7 with left knee inflammation...was transferred to the 60-day DL on Sept. 2 and missed the remainder of the season...following the season, pitched for Magallanes in the Venezuelan Winter League.

2014—Spent the entire season with Triple-A Rochester...was on the disabled list from April 18 to May 4 with a strained right hamstring...following the season, pitched for Magallanes in the Venezuelan Winter League.

2013—Was limited to three rehab appearances with the Gulf Coast League Twins after undergoing surgery to remove a rib to improve circulation in his right shoulder (blood clot)...was named to Venezuela's roster for the World Baseball Classic, but did not pitch...following the season, pitched for Magallanes in the Venezuelan Winter League.

2012—Opened the year with Double-A New Britain...was promoted to Rochester on April 28 for the remainder of the season...was on the disabled list from July 3 to 24 with right shoulder tendinitis...entering the season, was rated as having the best change-up in Minnesota's minor league system by *Baseball America* (also entering 2009 and 2010)...following the season, pitched for Magallanes in the Venezuelan Winter League.

2011—Spent the entire season with New Britain...following the season, pitched for Magallanes in the Venezuelan Winter League.

2010—Selected as an Eastern League Midseason All-Star...pitched the majority of the season with New Britain...appeared in five games, including four starts, with Rochester...following the season, pitched for Magallanes in the Venezuelan Winter League.

2009—Split the year between Single-A Fort Myers and New Britain...named Florida State League Pitcher of the Week June 29 to July 5 and Eastern League Pitcher of the Week July 20-26...following the season, pitched for Magallanes in the Venezuelan Winter League.

2008—Spent the whole season with Fort Myers...following the season, pitched for Magallanes in the Venezuelan Winter League.

2007—Spent the entire season with Single-A St. Lucie...was on the disabled list from May 10 to 31 with right shoulder tendinitis...pitched for the World Team in the All-Star Futures Game.

2006—Pitched for Single-A Hagerstown and St. Lucie in his first professional season.

PERSONAL/MISCELLANEOUS

Deolis Alexander Guerra was originally signed by Robert Alfonzo, Rafael Bournigal and Sandy Johnson...is married, Dianny, and has a daughter, Lucia...graduated from La California High School (VZ).

LIVING PHILADELPHIA ATHLETICS

As of Feb. 28, 2022, there are three living former Philadelphia Athletics, the oldest of which is Bobby Shantz, who was born on Sept. 26, 1925 and played for Philadelphia from 1949-54. Shantz also played for the Kansas City A's from 1955-56. The oldest living Oakland A's player as of Feb. 28 is Felipe Alou, who played for the A's in 1970 and 1971 and was born on May 12, 1935. The three living Philadelphia Athletics are:

Player	Years	Birthday
Bobby Shantz	1949-54	Sept. 26, 1925
Bill Harrington	1953	Oct. 3, 1927
Bill Wilson	1954	Nov. 6, 1928

LIFETIME PITCHING RECORD

Year	Club	W	L	ERA	G	GS	CG	SHO	SV	IP	H	R	ER	HR	HB	BB	IBB	SO	WP	BK
2006	Hagerstown	6	7	2.20	17	17	0	0	0	81.2	59	22	20	3	2	37	0	64	5	0
	St. Lucie	1	1	6.14	2	2	0	0	0	7.1	9	6	5	1	0	6	0	5	1	0
2007	St. Lucie	2	6	4.01	21	20	0	0	0	89.2	80	44	40	9	6	25	0	66	6	2
2008	Fort Myers	11	9	5.47	26	25	1	1	0	130.0	138	85	*79	12	5	71	0	71	10	0
2009	Fort Myers	6	8	4.69	16	15	0	0	0	86.1	95	52	45	6	5	25	1	57	5	2
	New Britain	6	3	5.17	12	11	1	1	0	62.2	62	38	36	4	5	17	0	49	4	0
2010	New Britain	2	10	6.24	19	19	1	0	0	102.1	127	83	71	14	4	37	0	67	9	1
	Rochester	0	3	6.84	5	4	0	0	0	25.0	35	21	19	5	1	8	1	18	2	1
2011	New Britain	8	7	5.59	37	10	0	0	1	95.0	102	67	59	11	4	28	0	95	11	0
2012	New Britain	2	0	0.71	7	0	0	0	1	12.2	5	1	1	0	1	1	0	15	2	0
	Rochester	2	3	4.87	29	0	0	0	0	57.1	59	33	31	7	2	21	1	56	5	0
2013	GCL Twins	0	1	4.50	3	0	0	0	0	4.0	3	2	2	0	0	1	0	3	0	0
2014	Rochester	2	2	4.33	36	1	0	0	0	52.0	51	28	25	5	0	18	0	54	3	0
2015	Indianapolis	2	1	1.23	25	0	0	0	4	36.2	21	6	5	1	0	8	1	37	3	0
	PITTSBURGH	2	0	6.48	10	0	0	0	0	16.2	26	12	12	5	1	3	0	17	2	0
2016	Salt Lake	0	0	0.00	3	0	0	0	0	5.0	3	0	0	0	0	2	0	7	1	0
	LOS ANGELES (AL)	3	0	3.21	44	0	0	0	0	53.1	52	23	19	6	2	7	0	36	2	1
2017	Salt Lake	4	1	1.98	31	0	0	0	2	41.0	26	9	9	3	2	8	0	41	2	0
	LOS ANGELES (AL)	2	2	4.68	19	0	0	0	0	25.0	20	13	13	4	0	12	0	22	2	0
2018	Round Rock	2	2	3.79	40	4	0	0	2	59.1	47	26	25	7	1	16	0	71	5	0
2019	San Antonio	4	0	1.89	45	1	0	0	0	66.2	43	19	14	5	2	16	1	88	3	0
	MILWAUKEE	0	0	54.00	1	0	0	0	0	0.2	4	4	4	1	0	0	0	0	0	0
2020	PHILADELPHIA	1	3	8.59	9	0	0	0	0	7.1	10	9	7	3	2	2	0	8	0	0
2021	OAKLAND	4	1	4.11	53	0	0	0	0	65.2	53	34	30	8	4	20	0	62	1	0
Major League Totals		12	6	4.54	136	0	0	0	0	168.2	165	95	85	27	9	44	0	145	7	1
Minor League Totals		60	64	4.31	374	129	3	2	10	1014.2	965	542	486	93	40	334	5	864	77	6

CAREER TRANSACTIONS

2005 — Signed by the New York Mets organization as a non-drafted free agent, July 2. **2008** — Traded to the Minnesota Twins with pitchers Philip Humber and Kevin Mulvey and outfielder Carlos Gómez for pitcher Johan Santana, February 2. **2013** — Elected free agency, November 4; re-signed by the Twins to a minor league contract, November 20. **2014** — Elected free agency, November 3; signed by the Pittsburgh Pirates to a minor league contract, November 14. **2015** — On the disabled list, August 7 to October 20. Elected free agency, October 27; re-signed by the Pirates to a minor league contract, December 6. Selected by the Los Angeles Angels in the Rule 5 draft, December 10. **2016** — Elected free agency, March 25; re-signed by the Angels, March 26. **2017** — Elected free agency, November 3. **2018** — Signed by the Texas Rangers to a minor league contract, January 19. Elected free agency, November 2; signed by the Milwaukee Brewers to a minor league contract, December 8. **2019** — Elected free agency, September 30; signed by the Brewers, October 17. **2020** — Claimed off waivers by the Philadelphia Phillies, February 5. Elected free agency, October 14. **2021** — Signed by the Oakland Athletics to a minor league contract, January 28.

WORLD BASEBALL CLASSIC RECORD

Year	Club	W	L	ERA	G	GS	CG	SHO	SV	IP	H	R	ER	HR	HB	BB	IBB	SO	WP	BK
2013	Venezuela	(Did not pitch)																		
2017	Venezuela	0	0	0.00	1	0	0	0	0	0.1	1	0	0	0	0	0	0	0	0	0
Totals		0	0	0.00	1	0	0	0	0	0.1	1	0	0	0	0	0	0	0	0	0

GUERRA'S CAREER BESTS

Low Hit Complete Game: None
Innings Pitched: 3.0 (five times), last: August 24, 2021 vs. Seattle
Strikeouts: 5 (twice), last: August 24, 2021 vs. Seattle
Pitches: 64, July 30, 2015 at Cincinnati
Longest Winning Streak: 5, June 30, 2015 to September 4, 2016
Longest Losing Streak: 3, August 9 to 20, 2020
Longest Scoreless Streak: 9.2, May 29 to June 15, 2016

**RIGHT-HANDED PITCHER****Height/Weight:** 6-0 / 226**Birthdate:** March 22, 1996**Birthplace/Resides:** Conway, South Carolina / Conway, South Carolina**Major League Service:** None**Obtained:** Acquired from the Los Angeles Dodgers with Jharel Cotton and Frankie Montas for Josh Reddick and Rich Hill, August 1, 2016.**Contract Status:** First year of a one-year contract through 2022
[@GHolmes_14](#)
[gholmes_14](#)
[Updated Stats](#)
CAREER HIGHLIGHTS

Was the Dodgers first round selection in the 2014 draft and was dealt to the A's at the 2016 trading deadline in the Josh Reddick/Rich Hill trade...is 37-33 with a 4.43 ERA in 151 games, including 107 starts, in seven professional seasons...has 609 strikeouts in 592.1 innings (9.25 per nine innings)...missed nearly the entire 2018 season with a rotator cuff injury...led the Texas League with 150 strikeouts in 2017...named to the Midwest League Midseason All-Star team in 2015...was rated as the A's sixth-best prospect by *Baseball America* following the 2016 season, the Dodgers fifth-best prospect following 2015 and the Dodgers fourth-best following 2014.

2021 HIGHLIGHTS

- Spent the entire season at Triple-A Las Vegas and had more relief appearances than starts for the first time in his career...went 1-2 with an 8.01 ERA and .340 opponents batting average in 36 games, including seven starts...the games pitched, ERA and opponents batting average were the highest of his career as was his on-base percentage (.424), slugging percentage (.559) and OPS (.983).
- His ERA was third highest among Triple-A West pitchers with at least 60 innings pitched...had the highest opponents on-base percentage, the second highest batting average and OPS and the fifth highest slugging percentage.
- Struck out 71 batters in 66.1 innings and his average of 9.63 strikeouts per nine innings was eighth best in the Triple-A West using the 60 inning minimum...however, walked 40 and his 5.43 walks per nine innings were second highest.
- Began the season in the starting rotation and was 0-1 with an 11.14 ERA in seven starts when he was moved to the bullpen following his start on June 12...went 1-1 with a 5.90 ERA over his final 29 appearances, all in relief.
- His opponents batting average broke down to .323 (50-for-155) with an .889 OPS against left-handed hitters compared to .363 (49-for-135) with a 1.089 OPS against right-handers...issued 27 of his 40 walks to lefties.
- Had a .341 opponents batting average with runners in scoring position.
- Allowed 4-of-10 (40.0%) inherited runners to score...first batters faced were 8-for-26 (.308) with two walks and a hit by pitch in his relief appearances...was 0-for-2 in save opportunities.
- Held the opponent's leadoff hitter to a .265 batting average but the three hitter batted .485.
- Tossed 4.2 innings or fewer in all five of his starts...logged more than one inning in 15 of his 29 relief appearances.
- The Aviators are 5-2 (.714) in his starting assignments.
- DAY-BY-DAY:** Struck out a season-high five batters in 3.0 innings in his first start on May 8 against Sacramento, his first of four five-strikeout games...surrendered a season-high seven runs in a season-high tying 4.2 innings May 20 against Salt Lake but had a no decision in a 16-8 Aviators win...allowed a season-high three home runs...had his only decision as a starter when he issued a season-high five walks in a 12-0 loss to Salt Lake on May 25...had season highs in hits (8), home runs (3) and pitches (99) on May 31 at Sacramento...finished May with a 0-1 record and a 11.07 ERA in five starts...made two more starts in June before making his first relief appearance on June 18 against Tacoma (2.0 ip, 2 h, 1 bb, 3 so)...logged a 3.29 ERA over his first eight relief outings through July 15...picked up his lone win of the season July 11 in a 16-5 victory at Reno (1.2 ip, 3 h, 1 r, 1 er, 1 so)...allowed 11 runs on 12 hits in 2.1 innings

over a four-game stretch from July 18 to 30 (42.43 ERA, .632 opponents batting average)...surrendered his final home run of the season July 22 against Salt Lake...ended the year with a 19-game, 25.1-inning homerless streak...finished the month of July with a 14.54 ERA in eight relief appearances...then went 0-0 with a 1.76 ERA in 10 games in August...struck out 23 batters in 15.1 innings...his longest outing as a reliever came on Aug. 3 against Tacoma when he tossed 3.1 innings...tossed a hitless inning of relief Sept. 7 at Sugarland, his only outing without a hit...then allowed seven runs on 14 hits in 7.1 innings over his final six appearances.

CAREER

2020—Made three Spring Training appearances for the A's and had a 1.80 ERA with eight strikeouts in 5.0 innings when he was optioned to Triple-A Las Vegas March 5...was added to the A's 60-man player pool June 29...did not pitch in 2020...was on the Taxi Squad for the final road trip of the season and the postseason.

2019—After missing most of the 2018 season with a shoulder injury, he spent nearly the entire season at Double-A Midland where he was 6-5 with a 3.31 ERA in 22 games, 16 starts...made his Triple-A debut with a start for Las Vegas on Aug. 31, a no decision, and had a 3.23 ERA overall in 23 games overall...allowed a .241 opponents batting average, including .216 with three home runs against right-handed hitters compared to .273 with seven home runs against left-handed hitters...eight of his 10 home runs allowed were solo shots...yielded a .224 average with runners in scoring position...opponents hit .183 with no home runs and three RBI with two outs...was 2-5 with a 3.26 ERA in his 17 starting assignments and 4-0 with a 3.15 ERA in six relief appearances...never pitched more than 5.0 innings...was 1-1 with a 5.19 ERA in three games when he was placed on the injured list May 1 with right shoulder impingement syndrome...was reinstated May 22 and went 2-1 with a 1.86 ERA and .235 opponents batting average over his first nine games following his return...finished June with a 2-0 record and a 1.42 ERA in six games (three starts) and did not allow a home run in 19.0 innings...had seven starts and six relief appearances over his first 13 games through July 8 and was 4-2 with a 2.81 ERA...then started in each of his final 10 outings beginning July 13 and went 2-3 with a 3.63 ERA...tossed a season-high 5.0 scoreless innings July 18 at Arkansas but had a no decision in a 2-1 RockHounds win...it was his first of six outings of 5.0 innings...tossed a season-high 76 pitches July 24 against Arkansas (matched on Aug. 21 against Northwest Arkansas)...struck out a career-high tying nine batters in 5.0 scoreless innings on Aug. 9 against Corpus Christi, but had a no decision in Midland's 3-2, 10-inning win...that began a three-start stretch where he did not allow a run (15.0 ip, 11 h, 2 bb, 20 so)...was promoted to Las Vegas Aug. 31 and started and had a no decision that day against Tacoma (4.2 ip, 6 h, 1 r, 1 er, 1 bb, 5 so)...made one postseason start for the Aviators in Game 4 of the Pacific Coast League Semifinals on Sept. 7 against Sacramento...was the losing pitcher in a 5-3 loss (4.1 ip, 6 h, 3 r, 3 er, 5 so, 1 hr).

2018—Missed nearly the entire season due to a strained right shoulder...received a PRP injection into his right rotator cuff April 3...was reinstated from the disabled list Aug. 29 and went 0-0 with a 4.50 ERA and .174 opponents batting average in two regular season starts with Single-A Stockton...walked two and struck out eight in 6.0 innings...left-handed hitters were 2-for-17 (.118), right-handers 2-for-6 (.333)...tossed 3.0 innings in each of his starts: Aug. 29 at San Jose (1 h, 1 r, 1 er, 4 so) and Sept. 3 against Visalia (3 h, 3 r, 2 er, 2 bb, 4 so)...then made one postseason start for the Ports in Game 4 of the California League Semifinals and had a no decision in Stockton's 11-2 win at Visalia on Sept. 8...tossed 4.0 scoreless and hitless innings (1 bb, 5 so).

2017—Made his Double-A debut with Midland and spent the entire season with the RockHounds...was 11-12 with a 4.49 ERA in 29 games, including 24 starts...led the Texas League in strikeouts (150) and tied for second in wins (11)...tied for the lead in the A's farm system in wins and ranked second in strikeouts and innings pitched...had career highs in strikeouts, innings pitched, losses, hits, earned runs (74), home runs (15), hit batters (9) and walks (51) and matched his best in wins and games started...allowed a .262 opponents batting average, including .189 against left-handed hitters...had a .586 OPS against lefties, .836 against righties...was 9-12 with a 4.62 ERA in his 24 starts, 2-0 with a 3.66 ERA in five relief appearances...four of his five relief appearances came over his first seven games of the season...tossed a season-high 99 pitches May 25 at Northwest Arkansas to begin a four-start stretch where he went 3-1 with a 2.51 ERA

through June 10...struck out a career-high nine batters in 6.0 innings in an 8-2 win over Northwest Arkansas June 4...combined on a three-hit shutout in a 6-0 win over Frisco June 10...tossed a season-high 8.0 scoreless innings and allowed two of the hits (0 bb, 8 so)...was named Texas League Pitcher of the Week for the week of July 24-30 after going 2-0 with a 3.09 ERA (11.2 ip, 9 h, 4 r, 4 er, 5 bb, 14 so) over two starts...logged his best single-month ERA in July when he went 3-3 with a 3.16 ERA and .206 opponents batting average in six starts...matched his season high by tossing 8.0 innings in his final regular season start Sept. 3 at Frisco (3 h, 1 r, 0 er, 1 bb, 5 so)...made two postseason starts for the Texas League Champion RockHounds and was 1-1 with a 4.22 ERA (10.2 ip, 10 h, 8 r, 5 er, 5 bb, 7 so)...started and lost Game 3 of the TL semifinals against San Antonio and then defeated Tulsa in Game 4 of the TL Championship Series to even the series at two games each.

2016—Started the year with Single-A Rancho Cucamonga in the Los Angeles (NL) organization but finished it with Single-A Stockton in the Oakland organization as he was one of three players sent to the A's on Aug. 1 in the Josh Reddick/Rich Hill trade...combined for an 11-7 record, a 4.64 ERA and .277 opponents batting average in 26 games, 23 starts...tied for the California League lead in wins and wild pitches (18) and ranked fourth in strikeouts (124)...had career highs in wins, runs (85) and wild pitches...tossed exactly 5.0 innings in 16 of his 26 appearances...struck out a career-high nine batters in the second game of a May 29 doubleheader at Visalia...went 2-1 with a 2.67 ERA in five starts in May...his two relief appearances with the Quakes came in consecutive games on June 11 at Lake Elsinore and June 16 at San Jose in games started by a rehabbing Brandon McCarthy...recorded the first and only save of his professional career in the latter contest when he tossed 5.0 scoreless innings (4 h, 4 so)...was 8-4 with a 4.02 ERA in 20 games, including 18 starts, with Rancho Cucamonga when he was traded to the Oakland organization with Jharel Cotton and Frankie Montas for Rich Hill and Josh Reddick on Aug. 1...went 3-3 with a 6.91 ERA in six games, including five starts, with Stockton...was rated as the A's sixth-best prospect by *Baseball America* following the season.

2015—Spent the entire season at Single-A Great Lakes and went 6-4 with a 3.14 ERA and .229 opponents batting average in 24 starts...struck out 117 batters in 103.1 innings, an average of 10.19 per nine innings...finished third in the Dodgers farm system in strikeouts...surrendered just six home runs (0.52 per nine innings)...was named to the Midwest League Midseason All-Star team...had a 16.0-inning scoreless streak from May 9 to 25 and went 3-0 with a 1.55 ERA and .163 opponents batting average in six starts in May...pitched for the East in the Midwest League All-Star Game on June 23 at Peoria and faced two batters (0.2 ip, 1 so)...was 2-2 despite a 1.21 ERA in six starts in July...made one postseason start for the Loons and had a no decision (4.2 ip, 7 h, 3 r, 3 er, 2 bb, 3 so)...was rated as the Dodgers fifth-best prospect by *Baseball America* following the season.

2014—Began his professional career with the Dodgers affiliate in the Arizona Rookie League and went 1-2 with a 3.00 ERA in seven games, six starts, before he was transferred to Ogden Aug. 14...went 1-1 with a 4.91 ERA in four starts with the Raptors...allowed a .220 batting average, including .170 against right-handed hitters and .191 with runners in scoring position...made his professional debut in relief on July 2 at the Mariners and picked up the win (2.0 ip, 1 bb, 5 so)...made one postseason start for Ogden and took the loss in Game 2 of the first round of the Pioneer League playoffs on Sept. 6 against Orem (1.1 ip, 4 h, 6 r, 6 er, 1 bb, 3 so)...was rated as the Dodgers fourth-best prospect by *Baseball America* following the season.

PERSONAL/MISCELLANEOUS

Harrison Grant Holmes...is married, Samantha...graduated from Conway (SC) HS in 2014...was named the Gatorade Player of the Year in South Carolina as a senior.

LIFETIME PITCHING RECORD

Year	Club	W	L	ERA	G	GS	CG	SHO	SV	IP	H	R	ER	HR	HB	BB	IBB	SO	WP	BK
2014	AZL Dodgers	1	2	3.00	7	6	0	0	0	30.0	20	11	10	2	2	7	0	33	1	0
	Ogden	1	1	4.91	4	4	0	0	0	18.1	19	10	10	1	1	6	0	25	3	0
2015	Great Lakes	6	4	3.14	24	24	0	0	0	103.1	86	46	36	6	1	54	0	117	9	0
	Rancho Cucamonga	8	4	4.02	20	18	0	0	1	105.1	103	60	47	6	2	43	0	100	8	1
2016	Stockton	3	3	6.91	6	5	0	0	0	28.2	44	25	22	4	1	10	0	24	10	0
	Midland	11	12	4.49	29	24	0	0	0	148.1	149	82	74	15	9	61	2	150	15	1
2017	Stockton	0	0	4.50	2	2	0	0	0	6.0	4	4	3	1	2	2	0	8	0	0
2018	Midland	6	5	3.31	22	16	0	0	0	81.2	71	34	30	9	5	27	0	76	6	0
	Las Vegas	0	0	1.93	1	1	0	0	0	4.2	6	1	1	1	0	1	0	5	0	0
2019	Las Vegas	0	0	1.93	1	1	0	0	0	4.2	6	1	1	1	0	1	0	5	0	0
2020	(Minor League Season Canceled — Did Not Pitch)																			
2021	Las Vegas	1	2	8.01	36	7	0	0	0	66.1	99	62	59	11	3	40	1	71	6	0
Minor League Totals		37	33	4.43	151	107	0	0	1	592.2	601	335	292	56	26	251	3	609	58	2

CAREER TRANSACTIONS


2014 — Selected by the Los Angeles Dodgers organization in the 1st round (22nd selection overall) of the First-Year Player Draft. **2016** — Traded to the Oakland Athletics organization with pitchers Jharel Cotton and Frankie Montas for pitcher Rich Hill and outfielder Josh Reddick, August 1.

OAKLAND A'S CLINCHING DATES

Year	Date	Game No.	Opponent	Score	Winner	Loser
1971	September 15	149	at Chicago	3-2	Grant	Wood
1972	September 28	150	Minnesota	8-7	Fingers	LaRoche
1973	September 23	156	at Chicago	10-5	Blue	Wood
1974	September 27	158	Chicago	2-3	Bahnsen	Holtzman
1975	September 24	158	Chicago	13-2	Blue	Jefferson
1988	September 19	151	Minnesota	5-3	Stewart	Toliver
1989	September 27	158	Texas	5-0	Moore	Moyer
1990	September 25	154	at Kansas City	5-0	Stewart	Appier
1992	September 28	156/157	Off Day ¹			
2000	October 1	161	Texas	3-0	Hudson	Glynn
2001	September 23	150	Seattle	7-4	Mulder	Garcia
2002	September 20 (Playoff)	154	Texas	4-2	Mecir	Kolb
	September 26 (Division)	159	at Seattle	5-3 (10)	Koch	Hasegawa
2003	September 23	158	Texas	4-3 (10)	Foulke	Cordero
2006	September 26	157	at Seattle	12-3	Harden	Woods
2012	October 1 (Playoff)	160	Texas	4-3	Parker	Perez
	October 3 (Division)	162	Texas	12-5	Scribner	Holland
2013	September 22	156	Minnesota	11-7	Gray	De Vries
2014	September 28	162	at Texas	4-0	Gray	Martinez
2018	September 24	157	at Seattle	7-3	Buchter	Armstrong
2019	September 27	160	at Seattle	3-4	Warren	Hendriks
2020	September 18 (Playoff)	51	San Francisco	6-0	Bassitt	Webb
	September 21 (Division)	53/54	Off Day ²			

¹Chicago defeated 2nd place Minnesota on the A's off day.

²Seattle defeated 2nd place Houston on the A's off day.

**RIGHT-HANDED PITCHER****Height/Weight:** 6-2 / 200**Bats/Throws:** Right / Right**Birthdate:** March 31, 1995**Opening Day Age:** 27**Birthplace/Resides:** Augusta, Georgia / Cochran, Georgia**Major League Service:** 8 days**Obtained:** Acquired from Tampa Bay for cash, November 19, 2021**Contract Status:** First year of a one-year contract through 2022 [Updated Stats](#)**CAREER HIGHLIGHTS**

Was one of the top prospects in the Tampa Bay organization but did not pitch from 2018-20 after undergoing four surgeries on his elbow, beginning with Feb. 27, 2018 “Tommy John” surgery... was rated as the Rays sixth-best prospect by *Baseball America* following the 2019 season, number two following 2018 and 2016 and number one in 2017...made his Major League debut with Tampa Bay in 2021 and logged an 8.31 ERA in three games, including two starts...is 36-23 with a 3.06 ERA in 110 games, including nine 91 starts, in five seasons in the minors...tied for fifth in the minors with 172 strikeouts in 2017...was the starting pitcher for the U.S. in the 2017 Futures Game and earned MVP honors for the game...was the Rays Minor League Pitcher of the Year in 2016...pitched for Peoria in Arizona Fall League in 2016 and was named to the AFL All-Prospect Team...graduated from the same high school as Ty Cobb.

2021 HIGHLIGHTS

- Made his Major League debut with Tampa Bay after missing the previous three seasons due to four surgeries on his elbow, beginning with “Tommy John” surgery on Feb. 27, 2018.
- Went 0-0 with an 8.31 ERA and .278 opponents batting average in three games, including two starts, over three stints in April and May...struck out four and walked three in 4.1 innings.
- Spent the balance of the season at Triple-A Durham where he was 5-4 with two saves, a 3.97 ERA and .241 opponents batting average in 31 games, including 13 starts.
- The saves were the first of his career and the games pitched were a career high as he had just one relief appearance over his first four professional seasons...had a career high .417 opponents slugging percentage and .718 OPS.
- His opponents batting average broke down to .226 (28-for-124) with a .650 OPS against left-handed hitters compared to .251 (46-for-183) with a .765 OPS against right-handers.
- Allowed a .307 average with runners in scoring position...nine of the 13 home runs he surrendered were solo shots.
- Was 4-3 with a 3.90 ERA in his 13 starts, 1-1 with a 4.15 ERA in 18 relief appearances...his first Triple-A appearance was a start and he then made 18 consecutive relief appearances from May 18-July 16 before starting each of his final 12 contests.
- Stranded his only inherited runner...first batters faced were 3-for-17 (.176) with a walk.
- Did not allow a run in the fifth (8.2 ip) or eighth (2.0 ip) innings.
- Yielded a .179 opponents average with two strikes and a .167 mark against the opponents number two hitter.
- Tossed two innings or fewer in each of his first 19 appearances and three innings or more in each of his final 12 games, all starts.
- **DAY-BY-DAY:** Was recalled for the first time on April 11 and made his debut with a start that day against New York...retired all six batters that he faced and had a no decision in the Rays 8-4 loss (2.0 ip, 2 so)...fanned Giancarlo Stanton to lead off the second inning for his first career strikeout...it was his first appearance in a regular season or postseason game since the Triple-A National Championship Game on Sept. 19, 2017 vs. Memphis, going 1,299 days and four elbow surgeries in between...was optioned back to the Rays alternate site following the game but returned on April 20...pitched in relief on April 20 at Kansas City (1.1 ip, 2 h, 1 r, 1 er, 2 bb) and made another start on April 24 against Toronto (1.0 ip, 3 h, 3 r, 3 er, 1 bb, 2 so) before he was optioned following the start...made two scoreless appearances for Durham (3.0 ip, 3

so, 1 hb) and was recalled for a third time May 21...did not pitch before he was optioned to Durham on May 22...spent the remainder of the season with the Bulls...did not allow a run in five games in May (7.0 ip, 1 h, 1 bb, 8 so)...then posted a 2.61 ERA and .175 opponents batting average in eight relief appearances in June...recorded the first two saves of his career in consecutive outings at Norfolk on June 18 (1.0 ip, 1 h, 1 r, 1 er, 1 bb, 1 so) and at Jacksonville on June 22 (1.0 ip, 2 bb)...his only outing under an inning came on July 16 vs. Jacksonville when he allowed a season-high five runs on five hits and a walk while retiring just one batter... that was his final relief appearance of the season as he moved into the starting rotation for good on July 21...walked three batters on July 28 at Norfolk, one of two outings with more than two walks...also walked three on Sept. 25 vs. Gwinnett...finished July with a 6.92 ERA in eight games (two starts) and then went 3-1 with a 2.90 ERA in six starts in August...yielded a season-high eight hits Aug. 13 at Gwinnett...won three consecutive starts from Aug. 19-31 (1.59 ERA, .186 opponent batting average)...tossed a season-high 6.0 scoreless innings and allowed just one hit on Aug. 25 at Charlotte...also logged 6.0 innings in his next start on Aug. 31 at Jacksonville and again at Charlotte on Sept. 18 when he surrendered a season-high tying eight hits, including a career-high tying three home runs...struck out a season-high seven batters on the 31st at Jacksonville...matched his season high by allowing five runs in a 5-1 loss at Jacksonville on Sept. 5...threw a season-high 87 pitches in 4.1 innings on Sept. 11 against Norfolk.

CAREER

2020—Underwent a decompression procedure on his right ulnar nerve on May 20 in Los Angeles, performed by Dr. Neal ElAttrache...Dr. ElAttrache and Dr. Steven Shin removed scar tissue from the area of the nerve...added to the Rays 60-man player pool on Aug. 27 and spent the summer at the alternate training site in Port Charlotte...was also part of the Rays 40-man player pool for the postseason...underwent right elbow arthroscopic surgery on Dec. 16, performed by Dr. ElAttrache...the minor procedure was done to relieve mild discomfort...ranked by *Baseball America* as the number 17 prospect in the Rays system following the season.

2019—Suffered a fracture of the right medial epicondyle (inside of the elbow) on June 8 while throwing a bullpen session in Port Charlotte...the next day, underwent surgery to repair the fracture, performed by Dr. James Andrews in Pensacola, Fla...his UCL was not damaged...ranked by *Baseball America* as the number 80 overall prospect in the minors following the season...was the number 6 prospect in the Rays system...the publication also tabbed him as having the Best Changeup in the organization for a second consecutive year.

2018—Exited a live batting practice session in Spring Training with right forearm tightness, later diagnosed as a torn ulnar collateral ligament...underwent “Tommy John” surgery on Feb. 27, performed by Dr. James Andrews...ranked by *Baseball America* as the number 23 overall prospect in the minors following the season...was the number 2 prospect in the Rays system.

2017—Went 13-9 with a 3.49 ERA in 26 starts between Double-A Montgomery and Triple-A Durham, earning an April 16 promotion...tied for fifth in the minors and led Rays minor leaguers with a career-high 172 strikeouts, the most in the Rays system since Matt Moore (210) in 2011...tied for second among Rays minor leaguers in wins, one shy of José Mujica (14)...ranked ninth in ERA...led International League starters with a 11.06 SO/9 IP ratio...according to FanGraphs, generated swings-and-misses on 14.3 percent of his pitches, highest in the league...ranked second in the IL with 152 strikeouts behind teammate Ryan Yarbrough and tied for third with 12 wins...was the starting pitcher for the U.S. team in the Futures Game in July at Marlins Park...became the first pitcher in the 19-year history of the game to win the Larry Doby Award as the game’s Most Valuable Player...went 1-0 with a 2.19 ERA in two postseason starts for Durham...got a no decision in the Bulls series-clinching win in Game 4 of the IL Semifinals at Indianapolis...recorded 10 strikeouts and did not allow a run over 6.0 ip of Game 3 in the Governors’ Cup...pitched out of the bullpen in the Bulls win over Memphis in the Triple-A National Championship Game...did not allow a run in 2.2 innings before giving way to closer Diego Castillo...named to the Rays Organizational All-Star Team by MLB.com...ranked by *Baseball America* as the number 14 overall prospect in the minors following the season...was the number 1 prospect in the Rays system...the publication also tabbed him as having the Best Changeup in the IL in its Best Tools survey.

2016—Was named Minor League Pitcher of the Year by the Rays Baseball Operations department...led Rays minor leaguers with a 2.34 ERA in 20 starts between Charlotte and Montgomery...named to the Florida State League Midseason All-Star Team...named the Rays Minor League Pitcher of the Month for April, going 2-0 with a 0.89 ERA and 31 strikeouts in five starts...made five starts for the Peoria Javelinas in the Arizona Fall League...named to the AFL All-Prospect Team and the AFL Rising Stars Game...ranked by Baseball America as the number 30 overall prospect in the minors following the season...was the number 2 prospect in the Rays system.

2015—Was a Midwest League Midseason All-Star for Single-A Bowling Green and earned a June 25 promotion to Charlotte...ranked fourth among Rays minor leaguers with 129 strikeouts.

2014—Was named Most Valuable Player for Rookie-level Princeton by the Rays Baseball Operations department...ranked by *Baseball America* as having the Best Control in the organization following the season.

PERSONAL/MISCELLANEOUS

Brent Lee Honeywell Jr. was originally signed by Rays scout Brian Hickman...graduated from Franklin County High School in Royston, Ga...is the second Major Leaguer from his high school with the other being Ty Cobb...was selected by the Rays following his freshman season at Walters State CC (Tenn.)...went 11-3 with a 2.81 ERA and 102 strikeouts in 83.1 innings, earning second team NJCAA All-American honors...his father, Brent Sr., played for three seasons in the Pirates minor league system...Brent Sr. pitched for Saint Leo University under coach Mike Marshall, who won the NL Cy Young Award as a reliever with the Dodgers in 1974...his father learned how to throw a screwball from Marshall and passed it on to Brent.

LIFETIME PITCHING RECORD

Year	Club	W	L	ERA	G	GS	CG	SHO	SV	IP	H	R	ER	HR	HB	BB	IBB	SO	WP	BK
2014	Princeton	2	1	1.07	9	8	0	0	0	33.2	19	7	4	1	1	6	0	40	1	0
2015	Bowling Green	4	4	2.91	12	12	0	0	0	65.0	53	27	21	3	4	12	0	76	5	1
	Charlotte	5	2	3.44	12	12	1	1	0	65.1	57	26	25	2	2	15	0	53	1	1
2016	Charlotte	4	1	2.41	10	10	0	0	0	56.0	43	16	15	5	1	11	0	64	1	0
	Montgomery	3	2	2.28	10	10	0	0	0	59.1	51	16	15	4	1	14	0	53	1	0
2017	Montgomery	1	1	2.08	2	2	0	0	0	13.0	4	3	3	1	2	4	0	20	0	0
	Durham	12	8	3.64	24	24	0	0	0	123.2	130	55	50	11	2	31	0	152	7	1
2018	Durham	(Injured — Did Not Pitch)																		
2019	Durham	(Injured — Did Not Pitch)																		
2020		(Did Not Pitch)																		
2021	TAMPA BAY	0	0	8.31	3	2	0	0	0	4.1	5	4	4	2	0	3	0	4	0	0
	Durham	5	4	3.97	31	13	0	0	2	81.2	74	40	36	13	3	24	0	67	5	2
Major League Totals		0	0	8.31	3	2	0	0	0	4.1	5	4	4	2	0	3	0	4	0	0
Minor League Totals		36	23	3.06	110	91	1	1	2	497.2	431	190	169	40	16	117	0	525	21	5

CAREER TRANSACTIONS

2014 — Selected by the Tampa Bay Rays organization in the Competitive Balance Round B of the First-Year Player Draft. **2021** — Traded to the Oakland Athletics for cash considerations, November 19.

HONEYWELL'S CAREER BESTS

Low Hit Complete Game: None

Innings Pitched: 2.0, April 11, 2021 vs. New York (AL)

Strikeouts: 1 (twice), last: April 24, 2021 vs. Toronto

Pitches: 30, April 24, 2021 vs. Toronto

Longest Winning Streak: None

Longest Losing Streak: None

Longest Scoreless Streak: 3.0, April 11 to 20, 2021

**RIGHT-HANDED PITCHER****Height/Weight:** 6-9 / 213**Bats/Throws:** Right / Right**Birthdate:** April 25, 1995**Opening Day Age:** 26**Birthplace/Resides:** St. Louis, Missouri / St. Louis, Missouri**Major League Service:** None**Obtained:** Selected in the 8th round of the 2017 First-Year Player Draft**Contract Status:** First year of a one-year contract through 2022
 [Updated Stats](#)
NON-ROSTER INVITEE**CAREER HIGHLIGHTS**

Was selected by the A's in the 8th round of the 2017 draft and is 28-21 with a 4.02 ERA in 86 games, 77 starts, in four seasons in the minors...five of his nine relief appearances came in his first season...was named to the Texas League Postseason All-Star team in 2019...has earned Mid-season All-Star honors in the TL in 2019 and the California League in 2018.

2021 HIGHLIGHTS

- Spent the entire season at Triple-A Las Vegas and was 7-4 with a 5.86 ERA and .284 opponents batting average in 24 games, including 21 starts.
- Had career highs in ERA, runs (78), earned runs (72) and home runs (22).
- Tied for third in the Triple-A West in games started, ranked sixth in innings pitched (110.2), eighth in strikeouts (96) and tied for eighth in wins...yielded the fourth most runs (78) and home runs (22) and had the fifth most hits (126).
- Ranked fourth in the A's farm system in innings pitched, tied for fourth in wins and fifth in strikeouts.
- His opponents batting average broke down to .269 (53-for-197) with a .763 OPS against right-handed hitters compared to .297 (73-for-246) with a .935 OPS against left-handers...surrendered 14 of his 22 home runs and issued 27 of his 40 walks to lefties.
- Yielded a .300 average with runners in scoring position...16 of the 22 home runs he allowed were solo shots.
- Had a .230 opponents batting average the first time through the order, .321 after that.
- Was 3-1 with a 3.55 ERA, .220 opponents batting average and .687 OPS in 10 games on the road compared to 4-3 with a 7.80 ERA, .333 opponents average and .989 OPS in 14 games at home...surrendered 14 of his 22 home runs at home.
- Went 0-1 with a 16.20 ERA in three games on four days rest, 6-2 with a 5.20 ERA in 17 appearances on five days rest and 1-1 with a 1.72 ERA in three outings on six days rest or more.
- Was 7-4 with a 5.80 ERA in his 21 starts, 0-0 with a 6.35 ERA in three relief appearances.
- Held the opponents nine hitter to a .163 batting average but the clean-up hitter batted .434 with a 1.229 OPS.
- Did not commit an error in 22 total chances and has not made a miscue in 86 career minor league appearances (75 total chances).
- The Aviators were 8-2 in his no decisions and had a 15-6 (.714) record in his starting assignments...tossed at least five innings in 14 of his 21 starts, but never more than six.
- **DAY-BY-DAY:** Logged a season-high 6.0 innings and allowed just one run in his second start on May 16 at Reno but had a no decision in a 4-1 Las Vegas win...also pitched 6.0 innings on June 21 vs. Tacoma and Sept. 26 vs. Oklahoma City...walked a season-high three batters on May 22 vs. Salt Lake, his first of seven starts with three walks...was 0-2 with a 6.38 ERA in four starts in May...then picked up his first win of the season on June 4 at Albuquerque when he tossed 5.0 scoreless innings in a 4-2 win...it was his lone scoreless outing of the season...allowed a career-high tying eight runs on a season-high nine hits in 3.1 innings in a 16-4 loss to Reno on June 15...lasted just 2.0 innings July 4 against Sacramento, which matched the shortest outing of his career...made back-to-back relief appearances on July 16 against El Paso (3.0 ip, 3 h, 1 r, 1 er, 1 bb, 1 so) and July 22 at Sugarland (4.0 ip, 6 h, 3 r, 3 er, 2 bb, 3 so)...returned to

the rotation on July 30 with a loss to Tacoma but then went 5-0 with a 5.96 ERA over his final 10 games, including nine starts...equaled his career high with 10 strikeouts in 5.1 innings on Aug. 28 at Oklahoma City...it was his third career 10-strikeout game...was 2-0 despite a 7.25 ERA and .887 OPS in five starts in August...then went 3-0 with a 4.85 ERA and .821 OPS in five games in September...tossed a season-high 101 pitches in 5.0 innings on Sept. 3 at Sugarland...yielded a career-high tying three home runs in his third and final relief appearance on Sept. 14 against Reno...then picked up the win in each of his final two starts, allowing just three runs in 11.0 innings

CAREER

2020—Was a non-roster invitee with the A's during the spring and did not allow an earned run in three games and 5.1 innings before he was reassigned to minor league camp on March 6...was added to Oakland's 60-man player pool on June 29 but did not pitch in 2020.

2019—Spent most of the season with Double-A Midland, where he was 8-8 with a 3.25 ERA in 23 games, all starts...also went 0-1 with a 13.81 ERA in four starts during a three-week stay with Triple-A Las Vegas...combined to go 8-9 with a 4.30 ERA in a career-high 27 starts overall...also had career highs in innings pitched (144.1), losses, hits (175), walks (47), hit batters (6) and wild pitches (12)...ranked third in the A's farm system in strikeouts (134) and innings pitched, tied for fifth in wins and seventh in ERA...was named to the Texas League Midseason and Postseason All-Star teams...finished second in the TL in ERA (3.25), tied for second in wins (8), fifth in innings pitched (130.0), tied for fifth in games started (23), tied for sixth in strikeouts (118) and eighth in opponents batting average (.277)...allowed a combined .294 opponents batting average with both clubs...that broke down to .286 against right-handed hitters compared to .304 against left-handers...yielded a .343 average with the bases empty compared to .244 with runners on...was 4-2 with a 1.81 ERA over his first nine starts through May 20...then went 4-7 with a 5.61 ERA over his final 18 starts...compiled a 4-3 record, a 2.09 ERA and one home run in 47.1 innings in eight starts at the RockHounds Security Bank Ballpark...allowed just one run over his first three starts and was 2-0 with a 0.56 ERA...that included back-to-back starts on April 10 at Amarillo and April 15 vs. Amarillo where he did not allow a run...tossed 5.0 scoreless innings in the former and 6.0 in the latter as part of a 13.0-inning scoreless streak from April 5-15...had a total of five scoreless starts for the season...finished April 2-1 with a 1.73 ERA in five starts...then went 3-1 with a 3.03 ERA in six starts in May...issued a career-high five walks in 5.0 innings May 25 at Amarillo...tossed a season-high 7.0 innings in a 6-2 win over Amarillo May 31...it was his first of three outings of 7.0 innings...struck out a season-high nine batters in 6.1 innings in a 4-1 loss to Arkansas June 21...went 2-1 with a 0.75 ERA over a four-start stretch from June 27 to July 12...was named TL Pitcher of the Week for the week of July 1-7 when he went 1-0 with a 0.69 ERA in two starts (13.0 ip, 13 h, 1 r, 1 er, 1 bb, 8 so)...logged a season-high 101 pitches in 6.1 innings at Arkansas July 17...that gave him a 7-7 record and a 2.70 ERA in 20 starts with Midland...was promoted to Las Vegas July 24...matched the shortest start of his career in his Triple-A debut July 26 at El Paso when he allowed a career-high tying eight runs in 2.0 innings...yielded a career-high tying 10 hits Aug. 1 against New Orleans...was transferred back to Midland Aug. 15 and went 1-1 with a 5.40 ERA over his final three regular season starts with the RockHounds...matched his career high for hits Aug. 29 at Northwest Arkansas (10)...started and lost Game 3 of the TL Semifinals, a 6-2 loss to Amarillo on Sept. 6 (6.0 ip, 8 h, 5 r, 5 er, 3 bb, 3 so).

2018—Split his season between Single-A Stockton and Double-A Midland and combined for an 11-7 record, a 2.91 ERA and .225 opponents batting average in 24 games, including 23 starts...struck out 140 batters in 139.1 innings and walked just 37 for a strikeout-to-walk ratio of 3.78...had career highs in wins and strikeouts...ranked second in the A's farm system in wins, third in strikeouts, fourth in ERA and seventh in innings pitched...began the year with the Ports and was 7-3 with a 2.38 ERA in 12 games, 11 starts, when he was promoted to Midland June 20...went 4-4 with a 3.48 ERA in 12 starts with the RockHounds...was named to the California League Mid-season All-Star team...his opponents batting average broke down to .214 against right-handed hitters compared to .242 against left-handers...opponents hit .172 with a .224 on-base percentage when leading off an inning...was 7-3 with a 2.57 ERA in 13 games before the All-Star Break...combined for a 6-2 record, a 1.60 ERA and five home runs allowed in 12 games in his home ballparks...pitched 5.0 scoreless innings and allowed just one hit in his first start April 7 against Lake

Elsinore and picked up the win...struck out a career-high 10 batters in 5.1 innings in his next start April 13 at San Jose...was 1-2 despite a 1.76 ERA and .148 opponents average over his first three starts...then went 3-0 with a 2.97 ERA over his next five starts from April 25 to May 20...made his only relief appearance of the season May 31 against Modesto and matched his career high with 10 strikeouts while tossing 5.1 scoreless innings for the win...allowed two hits and did not walk a batter and earned CL Pitcher of the Week honors for the week of May 29 to June 3...was 3-1 with a 2.80 ERA in six games in May and issued just four walks in 35.1 innings...yielded one run in a career-high 8.2 innings June 12 against San Jose...pitched the fifth inning for the North All-Stars in the California League All-Star Game on June 19 (1.0 ip, 1 h, 1 r, 2 so, 1 hr)...was promoted to Midland the next day...logged a season-high 107 pitches, including 70 strikes, in 7.0 scoreless innings July 27 at Corpus Christi (2 h, 2 bb, 8 so)...went 1-2 in five starts in July but had a 2.08 ERA and .180 opponents batting average...struck out 35 batters in 30.1 innings.

2017—Made his professional debut with Vermont of the Short Season Single-A New York-Penn League and was 2-1 with a save and a 1.15 ERA in 11 games, including six starts...walked just one batter in 31.1 innings and did not allow a home run...struck out 29...allowed a .200 opponents batting average, including .190 against right-handed hitters compared to .213 against left-handers...opponents hit .161 when leading off an inning with no walks...had a 2-0 record and did not allow a run in 15.1 innings of relief...tossed at least two innings in each of his 11 appearances...did not allow a run nine times...his first outing was a start on July 6 at Connecticut (2.0 ip, 1 h, 1 so)...recorded his first save Aug. 6 at Hudson Valley (3.0 ip, 1 h, 4 so) to start a season-ending five-game streak without allowing a run (15.0 ip)...picked up his first win with 3.0 scoreless innings of relief at Lowell on Aug. 24...compiled a 1.17 ERA in two postseason appearances, both in relief (7.2 ip, 4 h, 1 r, 1 er, 2 bb, 10 so, 1 hr).

PERSONAL/MISCELLANEOUS

Brian Edward Howard was originally signed by A's scout Chris Reilly...graduated from St. Louis University High School (MO)...attended Texas Christian University where he compiled a 26-5 record and a 3.46 ERA in 62 games, including 40 starts, over four seasons...led the nation with 19 starts as a senior in 2017 and ranked second with 12 wins.

LIFETIME PITCHING RECORD

Year	Club	W	L	ERA	G	GS	CG	SHO	SV	IP	H	R	ER	HR	HB	BB	IBB	SO	WP	BK
2017	Vermont	2	1	1.15	11	6	0	0	1	31.1	22	5	4	0	0	1	0	29	1	0
2018	Stockton	7	3	2.38	12	11	0	0	0	72.0	53	21	19	9	2	14	1	77	2	0
	Midland	4	4	3.48	12	12	0	0	0	67.1	65	36	26	7	1	23	0	63	8	1
2019	Midland	8	8	3.25	23	23	0	0	0	130.0	137	54	47	7	4	39	0	118	9	0
	Las Vegas	0	1	13.81	4	4	0	0	0	14.1	28	23	22	4	2	8	1	16	3	1
2020																				
2021	Las Vegas	7	4	5.86	24	21	0	0	0	110.2	126	78	72	22	4	40	1	96	5	0
Minor League Totals		28	21	4.02	86	77	0	0	1	425.2	431	217	190	49	13	125	3	399	28	2

CAREER TRANSACTIONS

2016 — Selected by the Houston Astros organization in the 17th round of the First-Year Player Draft, did not sign. **2017** — Selected by the Oakland Athletics organization in the 8th round of the First-Year Player Draft.



LEFT-HANDED PITCHER

Height/Weight: 6-4 / 217

Bats/Throws: Left / Left

Birthdate: January 31, 1994

Opening Day Age: 28

Birthplace/Resides: Anaheim, California / Denver, North Carolina

Major League Service: 1 year, 120 days

Obtained: Acquired from Philadelphia for cash considerations, January 30, 2021

Contract Status: First year of a one-year contract through 2022

 [Updated Stats](#)

CAREER HIGHLIGHTS

Spent the entire 2021 season in the A's starting rotation and was 10-15 with a 4.24 ERA in 32 starts...made his Major League debut with Philadelphia in 2019 and went 2-2 with a 6.75 ERA in 19 games, including three starts, in two seasons with the Phillies...is 12-17 with a 4.75 in 51 games, 35 starts, in his career...was used mostly as a starter in the minors where he is 34-15 with a 3.07 ERA in 78 games, including 72 starts...has a .246 opponents batting average and has walked just 95 batters in 452.0 innings, an average of 1.89 per nine innings...was selected as the International League Most Valuable Pitcher and a *Baseball America* Triple-A All-Star in 2018 after going 14-4 with a 2.57 ERA for Lehigh Valley...led the IL in ERA and wins and ranked third in strikeouts (131).

2021 HIGHLIGHTS

- Was acquired by the A's from Philadelphia for cash considerations on Jan. 30 and went 10-15 with a 4.24 ERA in 32 starts after going 2-2 with a 6.75 ERA in 19 games, including three starts, in two seasons with the Phillies.
- His 15 losses were the most in the American League, tied for third most in the majors and matched the most by an A's pitcher over the last 13 years (Jesse Chavez, 2015)...is the first Athletic to lead the league in losses since Tom Candiotti in 1998.
- Tied for the AL lead in games started and ranked 10th in innings pitched (178.1).
- Had a .281 opponents batting average and his 195 hits allowed were the most in the AL and second most in the majors...his 94 runs were fifth most in the AL and his nine hit batters tied for 10th most.
- However, walked just 42 batters in 178.1 innings and his average of 2.12 walks per nine innings was eighth lowest in the AL...walked two batters or fewer in 29 of his 32 starts...had five starts with no walks and 16 with one...has walked just 56 batters in 223.2 career innings (2.25 per nine innings).
- Averaged 15.0 pitches per inning, which was the fewest in the AL and fourth fewest in the majors.
- Struck out just 125 batters and his average of 6.31 strikeouts per nine innings was third lowest in the AL and the majors.
- Allowed 23 home runs and ranked seventh in the AL in fewest home runs per nine innings (1.16).
- Went 0-2 with a 7.45 ERA and .868 OPS over his first two starts, 3-2 with a 1.89 ERA and .586 OPS over his next six starts from April 17 to May 15, 2-3 with a 5.17 ERA and .820 OPS over a seven-start stretch from May 20 to June 22, 3-3 with a 2.44 ERA and .522 OPS over a seven-start span from June 27 to Aug. 7 and 2-5 with a 6.38 ERA and .950 OPS over his final 10 starts.
- His opponents batting average broke down to .270 (143-for-530) with a .739 OPS against right-handed hitters compared to .289 (52-for-180) with a .767 OPS against left-handers...surrendered 18 of his 23 home runs to righties...17 of the home runs were solo shots.
- Allowed a .324 average with runners in scoring position, which was the highest in the majors and fifth highest in Oakland history...now has a .335 career opponents average with RISP.
- Went 4-12 with a 5.29 ERA in 19 starts against AL West competition, 6-3 with a 2.88 ERA in 13 starts against everyone else...his 12 intradivision losses matched the most in the majors over the last 34 years (last: Porcello, BOS in 2017) and are an Athletics record, topping the previous

mark of 11 by Brian Kingman (1980) and Rick Langford (1977 and 1979)...his 5.29 intradivision ERA was fourth highest in the majors this year...went 0-5 with an 8.69 ERA in five starts against Seattle and is 0-3 with a 7.40 ERA in four starts against Houston.

- Was 1-10 with a 6.60 ERA and .890 OPS in 12 starts on four days rest compared to 9-4 with a 2.84 ERA and .657 OPS in 19 starts on five days rest or more...led the majors in losses and highest ERA on four days rest and had the second highest OPS...tied for third in the AL in wins on five days rest or more, ranked fourth in ERA and sixth in OPS.
- Was 6-7 with a 3.84 ERA in 15 starts at night compared to 4-8 with a 4.58 ERA in 17 starts during the day...tied for the most starts during the day in the majors and ranked second in most losses...the losses are the most by an A's pitcher during the day since Tom Candiotti also had 8 in 1998...however, had a .718 opponents OPS during the day, .779 at night.
- Opponents hit .440 with a 1.462 OPS when putting his curveball in play...the OPS was the highest in the majors among pitchers with 75 or more curveballs.
- Had 20 assists, which tied for sixth most among AL pitchers.
- The A's were 4-3 in his no decisions and went 14-18 (.438) in his starting assignments.
- Left with the lead only to have the pen blow the save in five of his starts.
- Went 10-3 in 18 starts with more than two runs of support, 0-12 in 14 starts with support of two runs or fewer.
- **DAY-BY-DAY:** Was on the A's Opening Day roster and lost each of his first two starts, allowing four runs in each contest for a 7.45 ERA...did not pitch again until April 17 against Detroit when he combined with Wendelken, Guerra and Weems on a five-hit shutout in a 7-0 win...it was his first win since May 17, 2019 against Colorado and it snapped a career-high four-game losing streak...that began a four-start stretch where he went 3-1 with a 1.42 ERA and .232 opponents batting average through May 4...tossed 6.0 scoreless innings in his start against the Tigers and then blanked the Orioles over the first five innings on April 23 for a career-high 11.0 inning scoreless streak...lost on April 28 at Tampa Bay but then picked up his third win on May 4 against Toronto...had career highs in innings pitched (8.0), strikeouts (9) and pitches (102) against the Blue Jays...then went 0-4 with a 5.40 ERA and .284 opponents batting average over his next five starts from May 9 to 30...the losing streak matched his career high (also May 22, 2019-April 8, 2021)...left with a 4-1 lead on May 15 at Minnesota but the pen allowed four runs in the eighth inning for the blown save...it was the first of five times the pen blew a save in one of his starts (June 11 vs. Kansas City, July 9 at Texas, Aug. 13 at Texas, Sept. 11 vs. Texas)...allowed a career-high 10 hits in 4.2 innings of work in a 4-3 loss to Seattle on May 25...went 1-4 with a 4.46 ERA in six starts in May...tied for second in the AL in losses in May...then compiled a 3-0 record and a 2.64 ERA in five starts in the month of June...the ERA was fourth lowest in the AL and the three-game winning streak was the longest of his career...allowed a run in the first inning on June 5 at Colorado and did not allow another run until the seventh inning of his next start on June 11 against Kansas City for a career-high tying 11.0-inning scoreless streak...tossed a career-high tying 8.0 innings and did not allow a run in a 6-2 win at San Francisco on June 27...did not allow a run over the first three innings of his next start on July 3 against Boston for another 11.0-inning scoreless streak...tied an Oakland record with three hit batters (13th time, last: Bassitt, April 29, 2021 at Tampa Bay) in a 3-2 loss at Texas on July 9...finished July with a 1-3 record despite a 3.07 ERA and .227 opponents batting average...had walked just 25 batters in 135.1 innings over his first 23 starts (1.66 per nine innings) before walking a career-high four batters in a 5-4 victory at Chicago (AL) on Aug. 19...it snapped a season-opening streak of 23 consecutive starts with two walks or fewer, which was the second longest streak by a starting pitcher in Oakland history to Gil Heredia, who had a 26-start streak from April 10-Aug. 28, 1999...that started a season-ending stretch where he issued 17 free passes over his final 43.0 innings and nine starts (3.56 per nine innings)...had surrendered just 12 home runs over his first 25 starts and 144.1 innings (0.75 per nine innings)...then allowed three home runs in a game for the first time in his career on Aug. 31 at Detroit to begin a season-ending stretch where he allowed 11 home runs in seven starts and 34.0 innings (2.91 per nine innings)...finished August 2-2 in five starts but had a 4.91 ERA, which was his highest single-month ERA in 2021 before going 1-3 with a 6.94 ERA in five starts in September...allowed a career-high tying seven runs (May 22, 2019 at Chicago-NL) in a career-low 2.1 innings in an 8-0 loss at Toronto on Sept. 5...yielded a career-high tying three home runs in his final start on Oct. 3 at Houston.

CAREER

2020—Had two stints with Philadelphia and was 0-1 with a 17.18 ERA in three relief appearances...opponents went 11-for-21 (.524) but he walked just one and struck out four in 3.2 innings...allowed a .438 average against right-handed hitters compared to .800 against left-handers...was 2-0 with a 4.50 ERA in four spring training appearances...was optioned to Lehigh Valley March 26 but was recalled on July 23 and was on the Phillies Opening Day roster...made his 2020 debut on July 26 against Miami and allowed four runs on five hits in an inning of relief and was the losing pitcher in an 11-6 decision...tossed a scoreless inning of relief Aug. 9 against Atlanta but was optioned to Philadelphia's alternate site on Aug. 9...was recalled for a second time Aug. 20, pitched the next day at Atlanta (1.2 ip, 4 h, 3 r, 3 er, 1 bb, 3 so) and was optioned Aug. 22...did not pitch the remainder of the season.

2019—Began the season with Triple-A Lehigh Valley and had his contract selected by Philadelphia on May 12...made his Major League debut that day at Kansas City...allowed five hits and one walk in each of his first two career starts, becoming the first Phillie since the current mound distance was established in 1893 to allow five or fewer hits and one or no walks in each of his first two career games (both starts)...overall, had five different stints with the Phillies...recorded his first career save (and first pro save at any level) on July 19 at Pittsburgh (2.0 ip)...was named Phillies Minor League Pitcher of the Week, Aug. 19-25...walked one batter or fewer in 14 of his 16 big league outings and 12 of 17 in the minors, averaging 1.80 walks per nine innings between the two levels...in his final stint with Philadelphia in September, posted a 0.73 ERA, held opponents to a .190/.244/.214 slash line and averaged only 12.3 pitches per inning.

2018—Spent the entire season with Triple-A Lehigh Valley...was selected as the International League Most Valuable Pitcher and an IL Midseason and Postseason All-Star...also earned *Baseball America* Triple-A All-Star honors...led the IL in ERA (2.57), WHIP (1.05) and wins (14), ranked second in innings (161.1), third in strikeouts (131) and tied for fourth in starts (25)...also led all Phillies minor leaguers in innings and wins...named IL Pitcher of the Week, May 7-13 and June 4-10 and Phillies Minor League Co-Pitcher of the Week, May 7-13...struck out 10 batters in 5.0 innings in his first start of the season, April 9 at Scranton/Wilkes-Barre...went 7-2 with a 2.17 ERA in May and June...tossed a shutout on Aug. 1 at Buffalo...went 5-1 with a 1.41 ERA in August...allowed one earned run or fewer in 14 of his 25 starts.

2017—Began the season with Single-A Clearwater and was selected as a Florida State League Midseason All-Star...was named the Phillies Minor League Pitcher of the Week, June 19-25...promoted to Double-A Reading June 28 for the remainder of the season...had a professional-high 10 strikeouts, July 20 vs Erie (6.1 ip)...held left-handed hitters to a .148 average with Reading...posted a 3.25 ERA in 12 of his 13 starts with Reading; allowed nine earned runs in 4.0 innings in the other start...pitched at least 6.0 innings in 19 of his combined 24 starts.

2016—Began his professional career with Single-A Williamsport...allowed two earned runs or fewer in all seven starts and did not allow a run in each of his three relief appearances...participated in Florida Instructional League.

PERSONAL/MISCELLANEOUS

Cole R. Irvin was originally signed by Phillies scout Hilton Richardson...graduated from Servite (CA) High School in 2012...graduated from the University of Oregon in 2016...honored as a 2013 First-Team Freshman All-American by Louisville Slugger, *Baseball America* and Perfect Game...underwent "Tommy John" surgery prior to his sophomore 2014 season...named First-Team All-Pac-12 following his senior season in 2016...his grandfather, Roy Irvin, played basketball at the University of Southern California from 1952-54.

LIFETIME PITCHING RECORD

Year	Club	W	L	ERA	G	GS	CG	SHO	SV	IP	H	R	ER	HR	HB	BB	IBB	SO	WP	BK
2016	Williamsonport	5	1	1.97	10	7	0	0	0	45.2	36	16	10	2	2	8	0	37	3	0
2017	Clearwater	4	6	2.55	12	11	0	0	0	67.0	68	26	19	2	2	14	0	52	4	0
	Reading	5	3	4.06	13	13	0	0	0	84.1	72	41	38	12	5	24	0	66	1	0
2018	Lehigh Valley	14	4	2.57	26	25	1	1	0	161.1	135	51	46	11	3	35	1	131	4	0
2019	Lehigh Valley	6	1	3.94	17	16	0	0	0	93.2	113	46	41	13	2	14	1	65	2	0
	PHILADELPHIA	2	1	5.83	16	3	0	0	1	41.2	45	28	27	7	3	13	1	31	1	0
2020	PHILADELPHIA	0	1	17.18	3	0	0	0	0	3.2	11	7	7	1	0	1	0	4	0	0
2021	OAKLAND	10	15	4.24	32	32	0	0	0	178.1	195	94	84	23	9	42	0	125	3	0
Major League Totals		12	17	4.75	51	35	0	0	1	223.2	251	129	118	31	12	56	1	160	4	0
Minor League Totals		34	15	3.07	78	72	1	1	0	452.0	424	180	154	40	14	95	2	351	14	0

CAREER TRANSACTIONS

2012 — Selected by the Toronto Blue Jays organization in the 29th round of the First-Year Player Draft, did not sign. **2015** — Selected by the Pittsburgh Pirates organization in the 32nd round of the First-Year Player Draft, did not sign. **2016** — Selected by the Philadelphia Phillies organization in the 5th round of the First-Year Player Draft. **2021** — Traded to the Oakland Athletics for cash considerations, January 30.

IRVIN'S CAREER BESTS

Low Hit Complete Game: None

Innings Pitched: 8.0, June 27, 2021 at San Francisco. As reliever: 3.2 (twice), June 16, 2019 at Atlanta

Strikeouts: 9, May 4, 2021 vs. Toronto. As reliever: 5, June 1, 2019 at Los Angeles (NL)

Pitches: 102, May 4, 2021 vs. Toronto. As reliever: 71, June 16, 2019 at Atlanta

Longest Winning Streak: 3, June 5 to 27, 2021

Longest Losing Streak: 4 (twice), last: May 9 to 30, 2021

Longest Scoreless Streak: 11.0 (three times), last: June 27 to July 3, 2021

**INFIELDER****Height/Weight:** 6-2 / 200**Bats/Throws:** Right / Right**Birthdate:** July 28, 1993**Opening Day Age:** 28**Birthplace/Resides:** Berkeley, California / Orinda, California**Major League Service:** 14 days**Obtained:** Signed to a minor league contract, November 30, 2021**Contract Status:** First year of a one-year contract through 2022
 [Updated Stats](#)
NON-ROSTER INVITEE**CAREER HIGHLIGHTS**

Was selected by Seattle in the fifth round of the 2015 draft and is a .258 hitter with 47 home runs, 228 RBI and 139 stolen bases in 554 games in six seasons in the Mariners (2015-16), Dodgers (2017-19) and Mets (2021) farm systems...also played in three games with Baltimore in 2019 as a Rule 5 selection and went 0-for-3...played for Peoria in the Arizona Fall League in 2016...was rated as the Mariners number 3 prospect by *Baseball America* following the 2015 season...was named Northwest League Player of the Year in 2015 in his professional debut at Everett.

2021 HIGHLIGHTS

- Was selected by the New York Mets organization in the Triple-A portion of the Rule 5 draft following the 2020 season and spent the entire year at Triple-A Syracuse...batted .251 with nine home runs and 37 RBI in 85 games...added 53 walks for a .397 on-base percentage.
- Was 24-for-27 (88.9%) in stolen base attempts...ranked second in the Mets farm system and tied for eighth in the Triple-A East in stolen bases.
- Also ranked fifth in the Mets farm system in walks.
- Hit .278 (20-for-72) with five home runs and a .972 OPS against left-handed pitchers compared to .240 (41-for-171) with four home runs and a .757 OPS against right-handers.
- Had a .215 batting average with the bases empty, .296 with runners on.
- Was a perfect 13-for-13 in stolen base attempts on the road.
- Started games at eight different positions (25 at shortstop, 24 at second base, eight at third base, seven in left field, five in center field, four in right field, two at first base and one at designated hitter)...also made his professional debut as a pitcher with two appearances...committed five errors at short, two each at second and third and one each at first and in right.
- Hit in every spot in the order and had his most games hitting ninth (26).
- **DAY-BY-DAY:** Pitched for the first time in his career on May 6 against Scranton/Wilkes-Barre (2.0 ip, 2 h, 2 r, 2 er, 1 bb, 0 so, 2 hr)...had his second career two-homer game May 22 vs. Lehigh Valley...was batting .170 over his first 15 games through May 26...then went 10-for-18 (.556) over his next five contests to up his average 107 points to .277...had his first three-hit game of the season on May 27 at Rochester and did it again two days later against the Red Wings...went 0-for-4 with four strikeouts on June 2 at Buffalo...was hit by a pitch twice two days later against the Bisons...batted .155 with no home runs and eight RBI in 22 games in June...then put together his best month in July when he hit .361 (26-for-72) with three home runs, 15 RBI, 15 walks and nine stolen bases in 25 games...ranked second in the Triple-A East in on-base percentage (.477) in July, third in stolen bases and fourth in batting...matched his season high with three hits on July 1 vs. Rochester...hit safely in a season-high six consecutive games from July 7-13 (9-for-20, .450)...connected for a grand slam and drove in a season-high four runs in a 14-12 win over Rochester on July 15...made his second career pitching appearance on July 20 at Buffalo (1.0 ip, 4 h, 4 r, 4 er, 1 bb, 1 hr)...was hitting .270 with seven home runs, 32 RBI and a .420 on-base percentage in 69 games before going on the injured list Aug. 12...was reinstated Aug. 26 and went 8-for-47 (.170) with two home runs, five RBI and a .291 on-base percentage over his final 16 games...stole five bases over a five-game span from Sept. 12-18, including two on Sept. 16 against Worcester.

CAREER

2020—Did not play as the minor league season was canceled due to the pandemic.

2019—Was a Rule 5 selection and made his Major League debut with Baltimore...went 0-for-3 with a walk and a strikeout in three games, including one start in center field, before he was designated for assignment April 5...was returned to the Los Angeles Dodgers organization on April 10 and spent the balance of the season at Triple-A Oklahoma City where he hit a career-low .209 with six home runs and 28 RBI in 85 games...added 31 walks for a .300 on-base percentage...the on-base percentage was also a career low as was his slugging percentage (.319) and OPS (.619)... hit .226 with five of his six home runs against right-handed pitchers, .167 against left-handers... connected for five of his six home runs on the road...four came in the sixth inning...started 33 games at second base, 18 at shortstop, 17 in center field and five at third base...also appeared in one game in right field...had just two errors in 36 games overall at second base for a .984 fielding percentage...also made five errors at shortstop, two at third base and one in center field...hit in every spot in the order except clean-up...saw his most action with 21 games in the seven spot, 18 hitting ninth and 17 batting sixth...had back-to-back three-hit games on April 15 at Iowa and April 17 against Omaha but was hitting .229 in 13 games when he was placed on the injured list April 28 with a concussion...was reinstated on May 6 and went 0-for-5 with five strikeouts that day at New Orleans...went 12-for-29 (.414) with eight runs scored during a seven-game hitting streak from May 27 to June 4...was hitting .241 in 44 games when he was placed on the injured list a second time on June 11, this time with a sprained left wrist...returned on June 29 and hit .172 over his final 41 contests.

2018—Was a MiLB.com Organizational All-Star and a Texas League Midseason All-Star...named the Texas League Player of the Week for the week of May 13 after going 7-for-16 (.438) with four doubles, a home run, five RBI and four runs scored in five games...reached base safely in 22 consecutive games (June 22-July 19), which tied for the 10th longest streak in Texas League...hit .324 (24-for-74) with three doubles, a triple, four home runs, 18 runs, and 11 RBI over that stretch... hit safely in 15 consecutive home games from June 22 to Aug. 14...had a season-high 11-game hitting streak from April 6 to 22...hit a career-high 15 home runs, matching his combined total from 2016 and 2017...stole a team-high 22 bases...recorded a season-high five RBI on May 10 at Northwest Arkansas

2017—Named a MiLB.com Organization All-Star...appeared in games across three different minor league levels, hitting a combined .247 with 21 doubles, five triples, nine home runs, 71 runs, 44 RBI, and 21 stolen bases...started the season with Single-A Advanced Rancho Cucamonga and finished the season with Double-A Tulsa...was hit by a career-high 19 pitches...homed in three-straight games from April 22-24...drove in a season-high four runs on July 5 at San Jose, including hitting a three-run home run off San Francisco's Madison Bumgarner who was making a rehab start.

2016—Named the Mariners number 3 prospect by *Baseball America* heading into 2016...traded from Seattle, along with right-handed pitcher Aneury Zabala, to the Los Angeles Dodgers in exchange for right-handed pitcher Chase De Jong on March 1...spent the entire season with Single-A Advanced Bakersfield...led the Blaze in stolen bases (16), and runs (87), tied for first in at bats (524), and was second in hits (135)...recorded a career-high three doubles on May 30 vs. Inland Empire...played for Peoria in the Arizona Fall League.

2015—Began his professional career with Short-Season A Everett...named the Northwest League Player of the Year...named by *Baseball America* as the fifth-best prospect in the NWL following the season...named to the NWL All-Star team as the starting shortstop...named a MiLB.com Organization All-Star...among all minor league players, ranked sixth in batting average (.358), tied for 11th in on base percentage (.432) and 14th in stolen bases (47)...named NWL Player of the Week on July 26 (15-for-26, .577, two doubles, one home run, two RBI and eight runs in six games) and Aug. 9 (5-for-10, .500, two doubles and seven runs in three games)...led the NWL in batting average (.358), stolen bases (47), on base percentage (.432) and runs scored (64) while ranking second in OPS (.879) and hits (81) and fifth in slugging percentage (.447)...reached base safely in 50 of 59 games, including hits in 44 games...hit safely in a season-high 20 consecutive games

RIGHT-HANDED PITCHER**Height/Weight:** 6-4 / 235**Bats/Throws:** Right / Right**Birthdate:** December 25, 1994**Opening Day Age:** 27**Birthplace/Resides:** Berryhill, Oklahoma / Sand Springs, Oklahoma**Major League Service:** None**Obtained:** Selected in the Triple-A Phase of the Rule 5 draft, December 10, 2020**Contract Status:** First year of a one-year contract through 2022[@ZachJackson32](#) [Updated Stats](#)**NON-ROSTER INVITEE****CAREER HIGHLIGHTS**

Was originally selected by Toronto in the third round of the 2016 First-Year Player Draft and pitched four seasons in the Blue Jays farm system before the A's selected him in the Triple-A phase of the 2020 Rule 5 draft...is 16-8 with 14 saves and a 3.00 ERA in 170 career minor league appearances, all in relief...has 281 strikeouts in 227.2 innings, an average of 11.11 per nine innings...has yielded just 15 home runs (0.59 per nine innings), 10 of which came in 2019...has held opponents to a .186 batting average...played in the Arizona Fall League in 2018.

2021 HIGHLIGHTS

- Was selected by the A's in the Triple-A portion of the Rule 5 draft and split his season between Double-A Midland and Triple-A Las Vegas...combined for a 2-2 record, a career-high tying six saves and a 2.57 ERA in 25 relief appearances before a right hip labral tear ended his season in mid-July.
- Struck out 47 batters in 28.0 innings, an average of 15.11 per nine innings...walked 13 for a strikeout-to-walk ratio of 3.62.
- Surrendered just two extra base hits (one double, one home run) for a .224 opponents slugging percentage.
- Allowed a .184 opponents batting average, which broke down to .130 (6-for-46) with a .398 OPS against right-handed hitters compared to .231 (12-for-52) with a .606 OPS against left-handers...did not allow an extra base hit to right-hander.
- Opponents went 2-for-35 (.057) with runners in scoring position.
- Was a perfect 6-for-6 in save opportunities and his six saves tied for sixth in the A's farm system.
- Allowed 2-of-8 (25.0%) inherited runners to score...first batters faced were 5-for-21 (.238) with three walks and a sacrifice hit.
- Did not allow an earned run in eight home games with Midland (9.0 ip, 2 h, 1 r, 2 bb, 19 so) but had a 7.94 ERA in six games at home with Las Vegas...posted 2.02 ERA in 11 road games.
- Compiled a 0.96 ERA in the ninth inning and did not allow an earned run or a hit in extra innings (6.0 ip, 0-for-18).
- Allowed a .092 batting average with two strikes.
- Held the opponents five hitter to a .091 average.
- **DAY-BY-DAY:** Struck out a season-high four batters but also walked a season-high two in 1.1 innings in his first appearance on May 4 against Frisco...it was his first of three two-walk games and his first of four four-strikeout contests...tossed a season-high 2.0 innings May 19 at Amarillo...allowed an unearned run for the loss on May 25 against Frisco, snapping a nine-game winning streak dating back to April 27, 2019...it was his first loss since Aug. 21, 2018...did not allow an earned run in 10 appearances in May and struck out 22 batters in 11.1 innings...converted each of his four save opportunities and opponents were 2-for-35 (.057) with five walks (.175 on-base percentage)...logged a season-high 37 pitchers in 1.1 innings on June 13 at San Antonio...was 1-1 with five saves, a 0.55 ERA and .127 opponents in 14 games with Midland when he was promoted to Las Vegas on June 15...went 1-1 with a save, a 5.40 ERA and .256 opponents average in 11 relief appearances with the Aviators...had season highs in hits (3) and runs (2) and surrendered his only home run of the year in his first outing with

Las Vegas on June 17 against Tacoma...then did not allow a run over his next five games from June 21 to July 4 (7.0 ip)...matched his season high with 2.0 scoreless innings on June 27 at Salt Lake...stranded each of his first six inherited runners before allowing his only inherited runner to score in back-to-back games on July 4 and 6 against Sacramento...had a 1.33 ERA in 23 games overall before allowing a season-high tying two runs in each of his final two appearances on July 13 at Reno (0.2 ip) and July 16 vs. El Paso (0.1 ip)...was placed on the injured list July 20 with a right hip labral tear and missed the remainder of the season.

CAREER

2020—Did not pitch as the minor league season was cancelled due to the pandemic.

2019—Made his Triple-A debut with Buffalo and went 9-0 with a save and a 3.97 ERA in a career-high 46 relief appearances...the wins were a career-high as he had just five over his first three seasons...also had career highs in innings pitched (68.0), hits (56), runs (35), home runs (10) and hit batters (2)...his 3.97 ERA was the highest of his career as was his .225 opponents batting average...tied for seventh among all International League pitchers in wins and tied for eighth in games pitched...tied for third in the Blue Jays farm system in games pitched and tied for seventh in wins...his opponents batting average broke down to .217 against left-handed hitters compared to .229 against right-handers...opponents hit .271 with the bases empty, .165 with runners on...seven of the 10 home runs he allowed were solo shots...allowed 7-of-25 (28.0%) inherited runners to score...first batters faced were 11-for-40 (.275) with six walks (.370 on-base percentage)...compiled a 3.13 ERA and .189 opponents batting average in 24 games on the road, a 4.99 ERA and .265 opponents average in 22 games at home...allowed seven of his 10 home runs at home...held the opponents five hitter to a .042 batting average...tossed at least one inning in 44 of his 46 outings, including two or more 16 times...posted a 0.77 ERA and .14 opponents batting average over a 23-game stretch from May 21-July 27...stranded 16 of his final 17 inherited runners beginning May 29...did not allow an earned run over a 13-game span from June 8-July 17 (22.0 ip)...compiled a 0.48 ERA and .131 opponents batting average in 11 relief appearances in June...struck out a career-high tying five batters in 2.0 scoreless innings on July 14 at Worcester...was placed on the injured list Sept. 1 with a left shin contusion and missed the remainder of the season.

2018—Played the entire season with Double-A New Hampshire and struck out a career-high 75 batters in 62.0 innings...posted a 2.47 ERA for the second consecutive season while recording a career-low .142 opponents' batting average...also made one postseason appearance (0.1 ip, 1 h, 1 bb)...played for the Surprise Saguaros in the Arizona Fall League and recorded 14 strikeouts over 11.1 innings (4.76 ERA).

2017—Started the season with 15 games for Single-A Lansing...struck out 25 batters over 20.0 innings...was promoted to Single-A Advanced Dunedin for the remainder of the season on June 3...posted a 2.03 ERA and a .171 opponents' batting average across 27 outings for the D-Jays while striking out 43 batters in 31.0 innings of work...had a win in one postseason appearance (1.2 ip, 2 h, 1 r, 1 er, 1 bb, 1 so).

2016—Played one game for the GCL Blue Jays after signing with Toronto in July of 2016...then joined Short-Season Single-A Vancouver for 13 appearances to close out the season...went 1-1 for the Canadians while recording a .206 opponents batting average and a 3.57 ERA.

PERSONAL/MISCELLANEOUS

Zachary Garrett Jackson...graduated from Berryhill (Okla.) High School...went on to play three seasons at the University of Arkansas...in his sophomore year (2015), went 5-1 with a 2.10 ERA and 89 strikeouts in 60.0 innings...was named to the Southeastern Conference All-Conference Team.

LIFETIME PITCHING RECORD

Year	Club	W	L	ERA	G	GS	CG	SHO	SV	IP	H	R	ER	HR	HB	BB	IBB	SO	WP	BK
2016	GCL Blue Jays	0	0	0.00	1	0	0	0	0	1.0	1	0	0	0	0	0	0	0	0	0
	Vancouver	1	1	3.57	13	0	0	0	0	17.2	13	8	7	0	0	12	0	23	1	0
2017	Lansing	1	0	3.15	15	0	0	0	1	20.0	13	7	7	2	1	8	0	25	3	0
	Dunedin	1	2	2.03	27	0	0	0	4	31.0	19	7	7	0	0	18	0	43	6	0
2018	New Hampshire	2	3	2.47	43	0	0	0	2	62.0	29	20	17	2	0	51	3	75	5	0
2019	Buffalo	9	0	3.97	46	0	0	0	1	68.0	56	35	30	10	2	34	0	68	6	1
2020		(Minor League Season Canceled — Did not play)																		
2021	Midland	1	1	0.55	14	0	0	0	5	16.1	7	3	1	0	1	7	0	34	6	0
	Las Vegas	1	1	5.40	11	0	0	0	1	11.2	11	7	7	1	0	6	0	13	1	0
Minor League Totals		16	8	3.00	170	0	0	0	14	227.2	149	87	76	15	4	136	3	281	28	1

CAREER TRANSACTIONS

2016 — Selected by the Toronto Blue Jays in the third round of the First-Year Player Draft. **2020** — Selected by the Oakland Athletics organization in the Triple-A Phase of the Rule 5 Draft, December 10.

**RIGHT-HANDED PITCHER****Height/Weight:** 6-0 / 182**Bats/Throws:** Left / Right**Birthdate:** August 2, 1995**Opening Day Age:** 26**Birthplace/Resides:** Merced, California / Atwater, California**Major League Service:** 48 days**Obtained:** Selected in Competitive Balance Round A of the 2016 First-Year Player Draft.**Contract Status:** First year of a one-year contract through 2022 [Updated Stats](#)**CAREER HIGHLIGHTS**

Made his Major League debut in 2020 and is 1-1 with a 5.82 ERA in six games, including two starts, in two seasons with Oakland...is 7-3 with a 3.93 ERA in 49 games, including 37 starts, in five seasons in the minors...in 176.1 innings, he has struck out 189 (9.65 per nine innings) and walked just 23 (1.17 per nine innings)...was a Competitive Balance Round A selection of the A's in the 2016 First-Year Player Draft (37th selection overall) but pitched in just eight games over his first three seasons due to April 26, 2017 "Tommy John" surgery...pitched in 26 games in 2019, was limited to just one start with Oakland in 2020 when the pandemic cancelled the minor league season and combined for 20 games and a career-high 92.0 innings between the majors and minors in 2021...was rated as the A's number four prospect by *Baseball America* following the 2019 season, number three after the 2020 season and number seven following the 2021 season.

2021 HIGHLIGHTS

- Spent most of the season at Triple-A Las Vegas where he was 5-1 with a 4.91 ERA in 15 starts... also had two stints with Oakland and went 1-0 with a 3.60 ERA in five games, including one start, before his season ended on Sept. 18 when he was placed on the 10-day injured list with right elbow ulnar neuritis.
- Allowed a .208 opponents batting average with the A's, which broke down to .185 (5-for-27) with a .661 OPS against right-handed hitters compared to .231 (6-for-26) with a .605 OPS against left-handers.
- Had a .296 opponents average with the bases empty, .115 with runners on base...opponents were 1-for-12 (.083) with runners in scoring position.
- Stranded all five of his inherited runners and first batters faced were 1-for-4 (.250) with a double.
- Tossed 5.0 innings in his start and more than 2.0 innings in three of his four relief appearances.
- His five wins with the Aviators were a minor league career high and he matched his best with 15 starts...also had career highs in ERA (4.91), opponents batting average (.288), hits (90), runs (44), earned runs (42), home runs (13) and walks (11).
- Had a .316 opponents on-base percentage as he walked just 11 batters in 77.0 innings (1.29 per nine innings)...has walked just 23 batters in 176.1 career innings in the minors (1.17 per nine innings).
- Struck out 68 for a strikeout-to-walk ratio of 6.18...has 189 career strikeouts for a strikeout-to-walk ratio of 8.22.
- Based on a minimum of 75 innings pitched, he led Triple-A West pitchers in strikeout-to-walk ratio, ranked second in fewest walks per nine innings, third in fewest pitches per inning (14.9), eighth in opponents on-base percentage and ninth in ERA.
- His opponents batting average broke down to .280 (44-for-157) with a .789 OPS against right-handed hitters compared to .297 (46-for-155) with a .830 OPS against left-handers.
- Allowed 23 of his 44 runs in the first two innings of a game for a 6.60 ERA...had a 3.83 ERA after that, including 1.93 in the third inning.
- Was 1-0 with a 3.58 ERA in five starts on four days rest, 4-1 with a 6.15 ERA in nine starts on five days rest or more.

- The Aviators were 4-5 in his no decisions and had a 9-6 (.600) record in his starting assignments...tossed six or more innings in seven of his 15 starts, allowed two runs or fewer eight times and walked one batter or fewer 12 times...had eight starts without a walk.
- Was rated as the A's seventh-best prospect by *Baseball America* following the season.
- **DAY-BY-DAY:** Began the season on the Las Vegas injured list with right biceps tendinitis...was reinstated May 21 and tossed 4.0 scoreless innings in his Triple-A debut on May 24 against Salt Lake (7 h, 1 so)...had a no decision in an 8-5 loss...logged 4.1 scoreless innings and allowed just one hit in his second start on May 29 against Sacramento...was 1-0 with a 1.37 ERA and .225 opponents batting average over his first four starts through June 8...then allowed a career-high seven runs and issued a career-high three walks on June 14 against Reno but had a no decision in a 21-16 Aviators loss...surrendered three home runs in a game for the first time in his career...that began a four-start stretch where he went 1-1 with a 12.33 ERA and .408 opponents batting average...tossed a season-low 2.0 innings June 26 at Salt Lake...went 2-0 in five starts in June but had a 7.25 ERA, .323 opponents batting average and .969 OPS...struck out a career-high nine batters in 4.1 innings on July 3 against Sacramento but was charged with his only loss of the season...then went 1-0 with a 3.75 ERA over his next four starts before his first promotion to Oakland...allowed just one run in a career-high 7.0 innings on July 15 to defeat El Paso 5-1...matched his career high with nine strikeouts on July 20 against El Paso...allowed four runs on 10 hits in 5.0 innings July 26 against Salt Lake and was promoted to Oakland on Aug. 1...picked up his first Major League win that day in a start in the A's 8-3 win at Los Angeles-AL (5.0 ip, 3 h, 3 r, 3 er, 3 bb, 3 so) but that would be his only outing before he was optioned back to Las Vegas Aug. 8...went 2-0 with a 4.00 ERA over his final three starts with the Aviators...logged 6.0 scoreless innings on Aug. 15 against Tacoma and tossed a career-high 96 pitches...yielded a career-high tying seven runs on a career-high 12 hits in 6.0 innings in his final start with Las Vegas on Aug. 20 against Albuquerque but had a no decision in a 12-7 win...was recalled by Oakland on Aug. 27 and compiled a 2.70 ERA and .222 opponents batting average in four relief appearances, all in A's losses...pitched in relief for the first time in the majors on Sept. 1 at Detroit (1.0 ip, 2 h, 1 r, 2 so)...it would be his shortest outing as a reliever as he logged 2.1 scoreless innings Sept. 4 at Toronto, 3.1 innings Sept. 7 vs. Chicago (AL) and 3.1 scoreless innings Sept. 12 vs. Texas...was placed on the 10-day injured list Sept. 18 retroactive to Sept. 15 with right elbow ulnar neuritis and missed the remainder of the season.

CAREER

2020—Made his Major League debut after being added as the 29th man for the Sept. 12 double-header at Texas...started the first game and was the losing pitcher in the A's 5-2 loss...allowed five runs on five hits and two walks in 2.0 innings...fanned Nick Solak in the first inning for his first ML strikeout...allowed five runs in the first inning on a three-run home run by Odor and a two-run home run by Guzman...then retired three of four batters in the second...was on the A's Taxi Squad for each of the final two road trips of the regular season and the postseason...made one Spring Training appearance (0.2 ip, 3 h, 3 r, 3 er, 1 bb) before he was optioned to Triple-A Las Vegas March 6...was added to the A's 60-man player pool June 29...was rated as the A's number three prospect by *Baseball America* following the season.

2019—Combined for a 2-2 record and a 3.42 ERA in 26 games, including 15 starts, with Single-A Stockton and Double-A Midland in his first full season following 2017 "Tommy John" surgery...struck out 93 batters in 79.0 innings, an average of 10.59 per nine innings...walked just 11 (1.25 per nine innings) for a strikeout-to-walk ratio of 10.3...was named the A's Organizational Pitcher of the Year...saw limited duty when he pitched, as he tossed exactly 3.0 innings in 24 of his 26 appearances...logged 3.1 innings and 3.2 innings in his other two outings...averaged 45.2 pitches per game...began the year with the Ports and was 1-0 with a 2.40 ERA in five games, three starts, when he was promoted to the RockHounds April 29...went 1-2 with a 3.66 ERA in 21 games, 12 starts, in his Double-A debut...combined with both clubs for a .242 opponents batting average, including .213 against left-handed hitters compared to .268 against right-handers...surrendered five of his eight home runs and issued seven of his nine walks to lefties...issued just one walk to batters leading off an inning...compiled a 2.48 ERA in 19 games at night...had a 2.36 ERA in his 15 starting assignments...walked one batter or fewer in 25 of his 26 appearances...was rated as the A's number four prospect by *Baseball America* following the season...was credited with the

first win of his professional career on Opening Day when he tossed 3.0 scoreless innings of relief on April 4 against Rancho Cucamonga...pitched 3.0 scoreless innings in each of his final two appearances with Stockton on April 19 against Modesto and April 25 at Visalia...was promoted to Midland on April 29 and did not walk a batter in his first eight games (24.2 ip)...had a five-game stretch from May 17 to June 7 where he allowed just three runs, two earned, in 15.2 innings (1.15 ERA)...tossed a season-high 3.2 innings June 7 against Frisco...logged a season-high 66 pitches in 3.0 innings June 18 against Springfield...tossed 3.0 scoreless innings in back-to-back outings on July 19 at Tulsa and July 25 against Arkansas to begin a season-ending stretch where he posted a 2.50 ERA over his final six appearances...walked two batters July 25 against Arkansas, his first career outing with more than one walk...allowed two runs in 3.0 innings of relief Aug. 15 at Amarillo for his second win...went on the injured list the next day with a right pectoral muscle strain and missed the remainder of the season.

2018—Began his comeback from April 26, 2017 UCL reconstruction surgery on June 19 with the A's affiliate in the Arizona Rookie League...tossed 2.0 scoreless innings against the Giants-Black squad that day, allowing one hit and striking out five...returned to the disabled list July 1 to continue his rehab and missed the remainder of the season.

2017—Was limited to just two starts at Single-A Stockton before undergoing "Tommy John" surgery...tossed a season-high 4.0 scoreless innings in his first start on April 9 against Rancho Cucamonga...then allowed a season-high six runs in 3.0 innings April 13 at San Jose...was 0-0 with a 2.57 ERA in two starts when he was placed on the disabled list April 15 with a strained right forearm...underwent UCL reconstruction surgery on April 26 at the BASS surgical center in Walnut Creek...the surgery was performed by Dr. William Workman.

2016—Made his professional debut with the A's affiliate in the Arizona Rookie League and had no decisions and a 2.38 ERA in five starts...struck out 17, walked two and did not surrender a home run in 11.1 innings...allowed a .262 opponents batting average, including .167 against left-handed hitters and .182 with runners in scoring position...tossed 3.0 innings or fewer in each of his five starts...made his debut Aug. 8 against the Cubs (2.0 ip, 4 h, 1 r, 1 er, 3 so).

PERSONAL/MISCELLANEOUS

Daulton Compton Jefferies was originally signed by A's scout Jermaine Clark...graduated from Buhach Colony (Atwater, CA) HS in 2013...attended the University of California where he finished 15-13 with a 2.72 ERA in 37 games, 36 starts, in three seasons with the Bears...went 7-0 with a 1.08 ERA as a junior in 2016 but made just eight starts due to calf and shoulder injuries...was First Team All-Pac 12 as a sophomore.

LIFETIME PITCHING RECORD

Year	Club	W	L	ERA	G	GS	CG	SHO	SV	IP	H	R	ER	HR	HB	BB	IBB	SO	WP	BK
2016	AZL A's	0	0	2.38	5	5	0	0	0	11.1	11	3	3	0	0	2	0	17	0	0
2017	Stockton	0	0	2.57	2	1	0	0	0	7.0	7	6	2	0	0	1	0	6	0	0
2018	AZL A's	0	0	0.00	1	1	0	0	0	2.0	1	0	0	0	0	0	0	5	0	0
2019	Stockton	1	0	2.40	5	3	0	0	0	15.0	10	4	4	1	0	2	0	21	0	0
	Midland	1	2	3.66	21	12	0	0	0	64.0	63	30	26	7	5	7	0	72	7	0
2020	OAKLAND	0	1	22.50	1	1	0	0	0	2.0	5	5	5	2	0	2	0	1	0	0
2021	Las Vegas	5	1	4.91	15	15	0	0	0	77.0	90	44	42	13	4	11	0	68	1	1
	OAKLAND	1	0	3.60	5	1	0	0	0	15.0	11	6	6	1	1	4	0	8	1	0
Major League Totals		1	1	5.82	6	2	0	0	0	17.0	16	11	11	3	1	6	0	9	1	0
Minor League Totals		7	3	3.93	49	37	0	0	0	176.1	182	87	77	21	9	23	0	189	8	1

CAREER TRANSACTIONS

2013 — Selected by the Miami Marlins organization in the 39th round of the First-Year Player Draft, did not sign. **2016** — Selected by the Oakland Athletics organization in Competitive Balance Round A (37th selection overall) of the First-Year Player Draft. **2021** — On the injured list, September 15 to October 3.

JEFFERIES' CAREER BESTS

Low Hit Complete Game: None

Innings Pitched: 5.0, August 1, 2021 at Los Angeles (AL). As reliever: 3.1 (twice), last: September 12, 2021 vs. Texas

Strikeouts: 3, August 1, 2021 at Los Angeles (AL). As reliever: 2 (twice), last: September 12, 2021 vs. Texas

Pitches: 73, August 1, 2021 at Los Angeles (AL)

Longest Winning Streak: 1, August 1, 2021 to present

Longest Losing Streak: 1, September 12, 2020

Longest Scoreless Streak: 5.0, September 4 to 7, 2021

ROOKIE RULE

A player shall be considered a rookie unless during the previous season or seasons he has (a) exceeded 130 at-bats or 50 innings pitched in the Major Leagues; or (b) accumulated more than 45 days on the active roster of a Major League Club or Clubs during the Championship Season (excluding time on the injured list).

There are 13 rookies on the A's 40-man roster: Domino Acevedo, Nick Allen, Luis Barrera, Jonah Bride, Wandisson Charles, Jordan Díaz, Grant Holmes, Brent Honeywell Jr., Daulton Jefferies, Jorge Juan, A.J. Puk, Miguel Romero, Cody Thomas.

**RIGHT-HANDED PITCHER****Height/Weight:** 6-1 / 182**Bats/Throws:** Right / Right**Birthdate:** December 23, 1993**Opening Day Age:** 28**Birthplace/Resides:** San Cristobal, Dominican Republic / San Cristobal, Dominican Republic**Major League Service:** 31 days**Obtained:** Signed as a free agent to a minor league contract, October 15, 2021**Contract Status:** First year of a one-year contract through 2022 [Updated Stats](#)**NON-ROSTER INVITEE****CAREER HIGHLIGHTS**

Was selected in the Rule 5 draft in back-to-back seasons...was drafted by the A's following the 2020 season after the Giants selected him in 2019 and each time he was returned to Toronto... returns to Oakland in 2022 after becoming a minor league free agent...made two relief appearances in 2020 with San Francisco and logged a 6.75 ERA in his Major League debut...is 22-13 with 27 saves and a 3.20 ERA in 143 games, including 12 starts, in six minor league seasons, all with Toronto...has 330 strikeouts in 241.2 innings (12.29 per nine innings)...had 11 starts and 10 relief appearances over his first three professional seasons from 2015-17 but has made just one start among his 122 minor league appearances since then.

2021 HIGHLIGHTS

- Was with the A's during Spring Training after being selected in the Rule 5 draft and compiled a 6.00 ERA in three relief appearances before he was returned to Toronto March 15...spent the entire regular season with Triple-A Buffalo and was 3-3 with three saves and a 2.22 ERA in 39 games, including one start.
- Allowed a .180 opponents batting average but walked a career-high 25 batters for a .290 on-base percentage.
- Struck out 73 batters in 44.2 innings, an average of 14.71 strikeouts per nine innings...had 69 strikeouts in relief, which ranked eighth among Triple-A East relievers.
- His opponents batting average included a mark of .159 (17-for-107) with a .549 OPS against right-handed hitters compared to .222 (12-for-54) with a .741 OPS against left-handers.
- Yielded a .229 batting average with the base empty compared to .128 with runners on...opponents hit .130 with runners in scoring position, including 0-for-6 with a walk with the bases loaded.
- Converted all three of his save opportunities...allowed 1-of-7 (14.3%) inherited runners to score...first batters faced were 7-for-35 (.200) with three walks and 21 strikeouts.
- Did not allow a run in the eighth (10.1 ip) or ninth (2.0 ip) innings.
- Allowed a .114 batting average with two strikes.
- Held the opponents number five hitter to a .045 batting average and the six hitter to a mark of .095.
- Did not allow an earned run in nine appearances on one day of rest (9.1 ip)...had a 6.30 ERA in nine outings on two days rest and a 1.48 ERA when pitching on three days rest or more....did not pitch on consecutive days.
- Compiled a 0.44 ERA and .130 opponents batting average in 18 outings on the road, a 3.75 ERA and .217 opponents average in 21 games at home.
- Tossed at least one inning in 35 of his 39 appearances...logged a season high 2.0 innings five times.
- Made eight relief appearances for Licey in the Dominican Winter League following the season and compiled a 5.63 ERA.
- **DAY-BY-DAY:** Allowed a season-high three runs in his second and third appearances of the season on May 8 against Worcester and May 11 vs. Rochester...yielded a season-high three hits in the former contest...that gave him an 11.25 ERA and .333 opponents batting average over his first three games...then allowed just seven runs over his final 36 outings for a 1.33

ERA and .161 opponents batting average...surrendered his fifth home run of the season June 2 against Syracuse but would not allow another round tripper over his final 31 games and 33.2 innings...yielded just two earned runs over his final 29 games beginning June 12 (0.57 ERA)...picked up his first two saves of the season in back-to-back outings on June 24 and 26 at Syracuse...his other save also came against Syracuse on July 24...issued a career-high tying three walks in 1.0 innings on July 17 against Lehigh Valley...allowed one run in that game but that would be the final run he would surrender in 2021 as he finished the season with an 18-game, 20.2-inning scoreless streak...struck out 38 batters in over that span and held the opposition to a .129 batting average...made his lone start of the season on July 29 at Worcester (2.0 ip, 2 h, 2 bb, 4 so)...fanned a season-high five batters in 2.0 scoreless and hitless innings on Aug. 29 against Worcester...did not allow a run in eight games in August (8.2 ip, 3 h, 3 bb, 18 so) nor seven games in September (8.0 ip, 4 h, 3 bb, 14 so).

CAREER

2020—Made his Major League debut with San Francisco after the Giants selected him in the 2019 Rule 5 Draft from the Blue Jays organization...posted a 6.75 ERA and .200 opponents batting average in two relief appearances before he was designated for assignment July 30...was returned to Toronto Aug. 2 and did not pitch the remainder of the season...made his debut on Opening Day at Los Angeles (NL) on July 23 (0.1 ip, 1 h, 1 r, 1 er, 3 bb, 1 so)...entered the game in the seventh inning with a runner on second, two outs and the Giants trailing 4-1...allowed the inherited runner to score plus one of his own...struck out Mookie Betts to end the inning for his first strikeout...prior to that, had never pitched above Double-A...also pitched on July 28 against San Diego and retired the side in order in the ninth inning...played for Lacey in the Dominican Winter League following the season and was 1-1 with a 3.00 ERA and .182 opponents batting average in 10 relief appearances...struck out 15 in 9.0 innings but walked six.

2019—Split his season between High-A Dunedin and Double-A New Hampshire and combined for a 7-3 record, 10 saves and a 2.59 ERA in 45 relief appearances...struck out a career-high 93 batters in 59.0 innings, an average of 14.19 per nine innings...walked 21 for a strikeout-to-walk ratio of 4.43...also had career highs in wins, games pitched and wild pitches (10)...ranked third in the Toronto farm system in saves and fifth in games pitched...was 5-1 with four saves and a 3.55 ERA in 20 relief appearances with Dunedin when he was promoted to New Hampshire June 14...went 2-2 with six saves and a 1.87 ERA in 25 outings with the Fisher Cats...combined for a .208 opponents batting average with both clubs...that broke down to .183 with four of his six home runs allowed against left-handed hitters compared to .234 against right-handers...five of his six home runs were solo shots...opponents hit .153 with runners in scoring position...had a 3.50 ERA before the All-Star Break, a 1.17 ERA after the break...compiled a 1.96 ERA on the road, a 3.16 ERA at home...tossed at least one inning in 44 of his 45 appearances...struck out a season-high five batters in 2.0 innings May 3 against St. Lucie...fanned 22 batters and walked just one in nine games and 11.2 innings in May...did not allow an earned run over his final nine outings with Dunedin (11.2 ip, 4 h, 1 r, 3 bb, 23 so)...combined for a 1.46 ERA in eight outings in June...did not allow a run over his final 13 games and 14.1 innings...opponents went 6-for-49 (.122) over that span...pitched for Lacey in the Dominican Winter League following the season and logged a 9.00 ERA in three relief appearances.

2018—Spent the entire season at Single-A Lansing and was 6-2 with a career-high 13 saves and a 3.84 ERA in 38 relief appearances...also had career highs in innings pitched (63.1), hits (58), runs (30), earned runs (27) and home runs (10)...struck out 80, an average of 11.37 per nine innings...finished second in the Toronto farm system and fifth in the Midwest League in saves...was named to the ML Midseason All-Star team...had a .237 opponents batting average, which broke down to .200 against left-handed hitters compared to .256 against right-handers...yielded a .197 average with runners in scoring position...tossed at least one inning in 36 of his 38 appearances...posted a 1.59 ERA and .179 opponents batting average in eight relief appearances in May...pitched for the East team in the ML All-Star Game on June 19 (0.1 ip, 1 so)...struck out a season-high seven batters in 3.0 scoreless innings on July 27 at South Bend...did not allow a run over five outings from Aug. 12 to 27 (10.0 ip)...logged a 0.69 ERA, a .186 opponents average and five saves in seven games in August...was placed on the disabled list Sept. 5 with right elbow capsulitis and missed

the remainder of the season...made one appearance for Lacey in the Dominican Winter League postseason (1.0 ip).

2017—Began the season in extended spring training but joined Short-Season Vancouver when its season started in June...spent most of the season with the Canadians where he went 2-3 with a 6.30 ERA in six games, including three starts...also had a one-game stint with the Blue Jays affiliate in the Gulf Coast League on Aug. 21 (1.0 ip, 1 h, 2 r, 1 er, 1 so)...combined for a 5.49 ERA overall...struck out 24 and walked just four in 19.2 innings...allowed a .184 opponents batting average, which broke down to .115 against left-handed hitters compared to .220 against right-handers...opponents were 1-for-19 (.053) with two walks (.143 on-base percentage) when leading off an inning...struck out a career-high nine batters June 25 against Spokane...did not allow a run in one postseason appearance (0.2 ip, 1 h, 1 so).

2016—Made two starts with the Blue Jays Dominican Summer League team before coming to the United States on June 20...appeared in nine games in the Gulf Coast League and combined with the both clubs for a 3-2 record and a 2.72 ERA in 11 games, including a career-high eight starts...surrendered just one home run in 46.1 innings...allowed a career-low .173 opponents batting average, including .147 against right-handed hitters and .180 with runners on base...tossed a career-high 6.0 scoreless innings and allowed just one hit July 16 against the Tigers.

2015—Made his professional debut with the Dominican Summer League Blue Jays and had a 5.19 ERA and .188 opponents batting average in three relief appearances...picked up the save in his professional debut on Aug. 14 against the Diamondbacks (1.0 ip, 1 h, 2 so)...record his first win in his final outing on Aug. 21 at the Reds (4.0 ip, 2 h, 1 r, 1 er, 2 bb, 4 so).

PERSONAL/MISCELLANEOUS

Dany Jiménez.

LIFETIME PITCHING RECORD

Year	Club	W	L	ERA	G	GS	CG	SHO	SV	IP	H	R	ER	HR	HB	BB	IBB	SO	WP	BK
2015	DSL Blue Jays	1	0	5.19	3	0	0	0	1	8.2	6	5	5	2	0	4	0	12	0	0
2016	DSL Blue Jays	0	0	0.00	2	2	0	0	0	8.0	3	0	0	0	0	0	0	8	0	1
	GCL Blue Jays	3	2	3.29	9	6	0	0	0	38.1	25	15	14	1	3	18	0	40	3	1
2017	Vancouver	2	3	5.30	6	3	0	0	0	18.2	13	15	11	3	2	4	0	23	1	0
	GCL Blue Jays	0	0	9.00	1	0	0	0	0	1.0	1	2	1	0	1	0	0	1	0	0
2018	Lansing	6	2	3.84	38	0	0	0	13	63.1	58	30	27	10	1	24	2	80	6	1
2019	Dunedin	5	1	3.55	20	0	0	0	4	25.1	23	11	10	2	0	9	1	47	8	0
	New Hampshire	2	2	1.87	25	0	0	0	6	33.2	22	8	7	4	1	12	1	46	2	1
2020	SAN FRANCISCO	0	0	6.75	2	0	0	0	0	1.1	1	1	1	0	0	3	0	1	0	0
	Buffalo	3	3	2.22	39	1	0	0	3	44.2	29	13	11	5	0	25	0	73	6	1
Major League Totals		0	0	6.75	2	0	0	0	0	1.1	1	1	1	0	0	3	0	1	0	0
Minor League Totals		22	13	3.20	143	12	0	0	27	241.2	180	99	86	27	8	96	4	330	26	5

CAREER TRANSACTIONS

2015 — Signed by the Toronto Blue Jays as a non-drafted free agent, August 6. **2019** — Selected by the San Francisco Giants in the Rule 5 Draft, December 12. **2020** — Returned to Toronto (Rule 5), August 2. Selected by the Oakland A's in the second round of the Rule 5 Draft, December 10. **2021** — Returned to Toronto (Rule 5), March 15. Elected free agency, October 4; signed by Oakland to a minor league contract, October 15.

JIMENEZ' CAREER BESTS

Low Hit Complete Game: None

Innings Pitched: 1.0, July 28, 2020 vs. San Diego


Strikeouts: 1, July 23, 2020 at Los Angeles (NL)

Pitches: 25, July 23, 2020 at Los Angeles (NL)

Longest Winning Streak: None

Longest Losing Streak: None

Longest Scoreless Streak: 1.0, July 28, 2020 to present



RIGHT-HANDED PITCHER

Height/Weight: 6-8 / 200

Bats/Throws: Right / Right

Birthdate: March 6, 1999

Opening Day Age: 23

Birthplace/Resides: Payita, Dominican Republic / Payita, Dominican Republic

Major League Service: None

Obtained: Signed as a non-drafted free agent, July 17, 2017

Contract Status: First year of a one-year contract through 2022

[Updated Stats](#)

CAREER HIGHLIGHTS

Was signed by the A's out of the Dominican Republic on July 17, 2017 and is 2-13 with a 4.88 ERA in 36 appearances, including 18 starts, in three seasons in the A's farm system...both of his wins have come in relief as he has never tossed more than 4.0 innings as a starter...has 124 strikeouts in 103.1 innings, an average of 10.80 per nine innings...however, has issued 68 walks (5.92 per nine innings) and has 34 wild pitches...has held opponents to a .226 batting average but he has a .365 opponents on-base percentage.

2021 HIGHLIGHTS

- Began the season in extended Spring Training before joining Low-A Stockton on June 19... went 1-1 with a 3.86 ERA in six games, including four starts, with the Ports before he was moved up to High-A Lansing on Aug. 3...went 0-2 with an 11.12 ERA in two starts before going on the injured list Aug. 11 with a sprained right elbow...missed the remainder of the season.
- Combined with both clubs for a 1-3 record and a 5.40 ERA in eight games, six starts...struck out 40 batters in 26.2 innings (13.50 per nine innings), but also walked 13 (4.39 per nine innings)...had a .222 opponents batting average but a .319 on-base percentage.
- His opponents batting average broke down to .186 (8-for-43) against right-handed hitters compared to .250 (14-for-56) against left-handers...yielded three of his four home runs to lefties...three of the four home runs were also solo shots.
- Opponents hit .208 with a .296 on-base percentage when leading off an inning.
- Was 0-3 with a 5.03 ERA in his six starts, 1-0 with a 6.43 ERA in two relief appearances.
- Tossed at least 2.0 innings in each outing but never more than 4.0.
- **DAY BY DAY:** Allowed three runs in 2.0 innings in his first start on June 24 at Inland Empire... then tossed a career-high tying 4.0 innings in four consecutive outings from July 1 to 21 and was 1-1 with a 1.69 ERA and .132 opponents batting average over that span, which included three starts...began the stretch with 4.0 scoreless and hitless innings on July 1 against San Jose...also tossed 4.0 scoreless innings and allowed just one hit in his next start on July 8 at Modesto...matched his career high with seven strikeouts in did not walk a batter in 4.0 innings on July 14 against Fresno...was credited with his lone win on July 21 at San Jose when he allowed one run in 4.0 innings of relief...had four wild pitches and threw a career-high 66 pitches in his final appearance with Stockton on July 28 against Visalia...was moved up to Lansing on Aug. 3 and went 0-2 with a 11.12 ERA in two starts in August...allowed two home runs in a game for the first time in his career on Aug. 10 vs. Dayton...was placed on the injured list the next day with a sprained right elbow and missed the remainder of the season.

CAREER

2020—Did not pitch following the cancellation of the minor league season due to the pandemic.

2019—Spent his first season in the United States and went 1-5 with a 7.29 ERA in 13 games, including six starts, for the A's affiliate in the Arizona Rookie League...struck out 36 batters in 33.1 innings but also walked a career-high 33 and had a career-high 14 wild pitches...had a .258 opponents batting average but a .427 on-base percentage...yielded just one home run...allowed a .212 batting average and .614 OPS against left-handed hitters compared to .292 and a .886

OPS against right-handers...was 0-3 with an 8.22 ERA and .310 opponents batting average in his six starts, 1-2 with a 6.50 ERA and .212 opponents average in seven relief appearances...held opponents to a .077 average when ahead in the count, .333 when behind...struck out a career-high seven batters in 3.0 scoreless innings in his first game, a start on June 20 against Padres2...was credited with his first professional win in his next outing on June 25 against Indians Blue when he logged 3.0 scoreless innings of relief...did not allow an earned run in three of his first four appearances through July 5 and was 1-1 with a 1.59 ERA and .135 opponents batting average over that span...matched his career high with 4.0 innings on Aug. 1 at Giants Orange and Aug. 11 against Brewers Blue...surrendered his first professional home run in his start on the 1st.

2018—Made his professional debut with the A's affiliate in the Dominican Summer League and went 0-5 with a 2.70 ERA in a career-high 15 games, including six starts...struck out a career-high 48 batters in a career-high 43.1 innings (9.97 per nine innings) but also walked 22 and hit a career-high 11...did not surrender a home run...had a .203 opponents batting average but a .340 on-base percentage...left-handed hitters batted .143 with a .413 OPS compared to .229 with a .644 OPS by right-handers...allowed a .179 batting average with runners in scoring position...opponents were 0-for-47 when he was ahead in the count...compiled a 1.48 ERA in eight games on the road, 4.26 in seven games at home...tossed at least 2.0 innings in 14 of his 15 appearances, including 3.0 or more 12 times...pitched 3.0 innings of relief in his debut on June 4 at DSL Rays1 (5 h, 2 r, 2 er, 1 bb, 3 so)...made his first start in his next outing on June 9 against the RedSox (2.0 ip, 4 h, 4 r, 1 er, 2 b, 5 so)...did not allow a run in seven of nine games from June 26 to Aug. 13... allowed just two runs in 26.1 innings over that span (0.68 ERA) and opponents were 11-for-91 (.121)...tossed a career-high 4.0 innings on July 21 against Royals1...yielded just one run in five games and 15.1 innings in July (0.59 ERA)...matched his career high with 4.0 hitless innings on Aug. 13 at DSL Astros.

PERSONAL/MISCELLANEOUS

Jorge Miguel Juan (Almonte) was originally signed by Juan C. De La Cruz.

LIFETIME PITCHING RECORD

Year	Club	W	L	ERA	G	GS	CG	SHO	SV	IP	H	R	ER	HR	HB	BB	IBB	SO	WP	BK
2018	DSL A's	0	5	2.70	15	6	0	0	0	43.1	32	18	13	0	11	22	0	48	12	0
2019	AZL A's (Green)	1	5	7.29	13	6	0	0	0	33.1	32	34	27	1	5	33	0	36	14	1
2020		(Minor League Season Canceled — Did Not Pitch)																		
2021	Stockton	1	1	3.86	6	4	0	0	0	21.0	15	10	9	2	1	7	0	31	7	0
	Lansing	0	2	11.12	2	2	0	0	0	5.2	7	7	7	2	0	6	0	9	1	2
Minor League Totals		2	13	4.88	36	18	0	0	0	103.1	86	69	56	5	17	68	0	124	34	3

CAREER TRANSACTIONS

2017 — Signed by the Oakland A's organization as a non-drafted free agent, July 17.



RIGHT-HANDED PITCHER

Height/Weight: 6-3 / 225

Birthdate: March 2, 1994

Birthplace/Resides: Laguna Hills, California / Venice, California

Major League Service: 1 year, 4 days

Obtained: Acquired from the New York Yankees with Dustin Fowler and Jorge Mateo for Sonny Gray and \$1.5 million international bonus slot cash, July 31, 2017

Contract Status: First year of a one-year contract through 2022

[@JamesKaprielian](#) [jameskaprielian](#) [Updated Stats](#)

CAREER HIGHLIGHTS

Made his Major League debut with Oakland in 2020 after pitching in just 27 games over his first five professional seasons due to elbow problems...is now 8-5 with a 4.17 ERA in 26 games, including 21 starts, in two seasons with the A's...is 6-6 with a 3.00 ERA in 28 games, including 23 starts, as a minor leaguer...has 116 strikeouts in 102.0 innings (10.24 per nine innings)...was the New York Yankees first round draft pick in 2015 but pitched in just eight games over his first four years as a professional...missed most of 2016 with an elbow injury and then missed the entire 2017 and 2018 seasons following April 18, 2017 "Tommy John" surgery...was traded to the A's at the 2017 trading deadline in the Sonny Gray deal...pitched for Scottsdale in the Arizona Fall League in 2016...was rated by *Baseball America* as the Yankees number 4 prospect following the 2015 season and number 5 following 2016...was the A's number 8 prospect after the 2017 season and number 10 following 2020.

2021 HIGHLIGHTS

- Was the Opening Day starter for Triple-A Las Vegas on May 6 but that would be his only start with the Aviators...was recalled by Oakland on May 12 and spent the remainder of the season with the A's, going 8-5 with a 4.07 ERA and .233 opponents batting average in 24 games, including 21 starts, in his rookie campaign.
- Tied for fifth among American League rookies in wins, tied for sixth in innings pitched (119.1), ranked seventh in strikeouts (123) and eighth in games started...based on a minimum of 0.5 innings per team game, he ranked fifth in opponents batting average, sixth in ERA, seventh in on-base percentage (.302), ninth in OPS (.732) and 10th in slugging (.430).
- His 123 strikeouts were eighth most in Oakland history by a rookie and were the most since Sean Manaea had 124 in 2016...his 21 starts were the most since Jharel Cotton had 24 in 2017.
- Went 5-3 with a 2.65 ERA, .202 opponents batting average and .657 OPS over his first 12 starts through July 20...then posted a 3-2 record with a 5.96 ERA, .271 opponents average and .825 OPS over his final 12 games (nine starts) beginning on July 27.
- His opponents batting average broke down to .201 (46-for-229) with a .602 OPS against right-handed hitters compared to .266 (59-for-222) with a .860 OPS against left-handers...issued 31 of his 41 walks to lefties...had the third lowest batting average and OPS against right-handers in the AL among pitchers with 100 or more innings pitched.
- Opponents were 1-for-15 (.067) with two walks with the bases loaded.
- Had a .189 opponents batting average and .569 OPS the first time through the order, .285 with a .907 OPS the second time and .221 with a .710 OPS after that...yielded 10 of his 19 home runs the second time through the order.
- Had a 1.93 ERA over the first two innings, a 5.24 ERA from the third inning on.
- Began the season with 21 starts and was 8-5 with a 3.80 ERA and .720 OPS before being moved to the bullpen following his start on Sept. 18...had no decisions, a 7.88 ERA and .890 OPS in three relief appearances.
- Tossed at least 2.0 innings in each of his three relief appearances...first batters faced were 0-for-2 with a hit by pitch and he did not inherit any runners.
- Was 5-3 with a 3.28 ERA in 11 games at home, 3-2 with a 4.82 ERA in 13 games on the road.

- Had a 4-3 record and a 3.16 ERA in 10 day games, a 4-2 record and a 4.76 ERA in 14 night games...allowed 15 of his 19 home runs at night.
- Was 1-2 with a 5.68 ERA in three interleague starts...logged a 7-3 record and a 3.86 ERA in 21 games against AL competition.
- Allowed a .083 average against the opponent's number five hitter...surrendered six of his 19 home runs to the clean-up hitter.
- Opponents hit .107 when putting his curveball in play, which was fifth lowest in the AL among pitchers with 150 or more curveballs.
- Left with the lead and was the pitcher of record in four of his eight no decisions only to have the bullpen blow the save...the A's were 11-10 (.524) in his starting assignments.
- Allowed two runs or fewer in 13 of his 21 starts and five hits or fewer 16 times.
- **DAY BY DAY:** Began the year at Triple-A Las Vegas and went 0-1 with a 3.86 ERA in one start... was the Aviators Opening Day starter on May 6 at Las Vegas and was the losing pitcher in an 8-1 loss to Sacramento (4.2 ip, 8 h, 2 r, 2 er, 1 bb, 5 so, 0 hr, 76 pitches)...was recalled by Oakland on May 12 and made his first Major League start that day at Boston...allowed a run on four hits in 5.0 innings to earn his first ML win in the A's 4-1 victory over the Red Sox... would go 4-1 with a 2.84 ERA and .182 opponents batting average over his first seven starts through June 18...struck out nine batters in 5.2 innings in his second start on May 21 at Los Angeles (AL) but had a no decision in an 8-4 A's win...left with a 3-2 lead and two outs in the bottom of the sixth but Petit allowed a run for the blown save...it was the first of four starts in which he left with the lead and was the pitcher of record only to have the bullpen blow the save (June 23 at Texas, July 10 at Texas, Aug. 14 at Texas)...tossed 7.0 scoreless innings May 26 against Seattle for his second win...that matched his longest outing as a professional... also tossed 7.0 innings for Single-A Tampa at Charlotte on April 16, 2016, his second professional appearance...logged 3.2 innings May 31 at Seattle but had a no decision in the A's 6-5, 10-inning loss...it was the shortest start of his career...was charged with the first loss of his career when he allowed two runs in 5.0 innings on June 6 at Colorado, a 3-1 A's loss...pitched 6.0 scoreless innings and allowed just two hits on June 12 to defeat Kansas City 11-2...walked a career-high four...tossed 105 pitches, which were his most as a professional, in a 5-4 loss to Texas on June 29...took the loss that day and went 0-2 despite a 3.00 ERA over his final three starts before the All-Star Break...struck out a career-high 10 batters in a career-high tying 7.0 innings on July 4 against Boston but was the losing pitcher in the A's 1-0 loss...it was the first 10-strikeout game by an A's rookie since Chris Bassitt on Aug. 9, 2015 against Houston (also 10)...issued a career-high tying four walks in 5.0 innings in a no decision at Texas on July 10... combined with Romo, Moll and Guerra on a seven-hit shutout in the A's 6-0 win over Los Angeles (AL) on July 20 as part of a career-high 12.0-inning scoreless streak from July 10 to 27... allowed a career-high six runs in 4.1 innings in a 7-4 loss at San Diego on July 27...it snapped a career-opening 14-game streak of 1.2 innings or more and six hits or fewer, which was the longest such streak in Athletics history...singled off Chris Paddock in the third inning for his first Major League hit...was placed on the 10-day injured list July 31 retroactive to July 28 with a right shoulder impingement...missed just one start, did not have a rehab assignment, and was reinstated from the IL on Aug. 8...went 2-0 with a 3.31 ERA over his first three starts following his return...allowed a career-high eight hits in 5.1 innings in a no decision in an 8-3 A's win at Texas on Aug. 14...did not walk or strike out a batter to mark the 19th time in Oakland history a starting pitcher went at least five innings without a walk or strikeout (last: Dallas Braden, Aug. 25, 2008 vs. Los Angeles-AL)...issued a career-high tying four walks in 5.0 innings but picked up the win on Aug. 20 against San Francisco...allowed a career-high tying six runs in 5.0 innings on Aug. 26 against New York (AL) but had a no decision in the A's 7-6 loss...that began a four-start stretch where he went 0-1 with an 8.10 ERA and .324 opponents batting average...allowed a career-high tying eight hits in a season-low tying 3.2 innings in a 4-3 loss to Texas on Sept. 12 in Oakland...tossed 6.0 scoreless innings and allowed just two hits in a 3-1 win at Los Angeles (AL) on Sept. 18...that would be his final start of the season as it brought his season innings pitched total, including Las Vegas, to 116.0...had just 101.0 innings as a professional entering the season...pitched in relief in each of his final three appearances and allowed at least two runs in all three appearances (7.88 ERA)...tossed 2.0 innings in his first relief appearance on Sept. 23 vs. Seattle, which was his shortest outing of the season.

CAREER

2020—Made his Major League debut and had two relief appearances over five stints with Oakland...compiled a 7.36 ERA and .267 opponents batting average...allowed two home runs in 3.2 innings, walked two and struck out four...was recalled for the first time Aug. 4 but did not pitch before he was optioned back to the A's alternate site on Aug. 6...joined the club a second time Aug. 16 and made his ML debut that day at San Francisco (2.0 ip, 1 h, 1 r, 1 er, 1 bb, 1 so)...relieved Fiers to start the seventh inning with the A's leading 13-2 and allowed a home run to the first batter he faced (Crawford)...walked the next batter (Dubon) before retiring each of the final six batters he faced...struck out Solano to end the seventh inning for his first strikeout...was optioned on Aug. 19...was recalled as the 29th man for doubleheaders on Sept. 8 and Sept. 14 but did not pitch...recalled for his fifth stint on Sept. 24 and made one appearance in the second game of the Sept. 26 doubleheader against Seattle (1.2 ip, 3 h, 2 r, 2 er, 1 bb, 3 so)...inherited a bases loaded situation in the third inning with the A's trailing 4-1 and allowed all three runs to score...was on the Taxi Squad for the postseason...was rated as the A's number 10 prospect by *Baseball America* following the season.

2019—After pitching in just eight games in his first four years as a professional, he completed his comeback from elbow problems that eventually led to 2017 “Tommy John” surgery by going 4-3 with a 3.18 ERA in 19 games, including 16 starts, with Single-A Stockton, Double-A Midland and Triple-A Las Vegas...struck out 75 batters in 68.0 innings, an average of 9.92 per nine innings...walked just 16 (2.12 per nine innings) for a strikeout-to-walk ratio of 4.69...allowed a .231 opponents batting average, which broke down to .196 against left-handed hitters compared to .257 against right-handers...seven of the eight home runs he allowed were solo shots...yielded a .226 average with runners in scoring position...walked just three batters to lead off an inning...tossed five innings or fewer in each of his 19 games...began the season on the injured list with a strained right shoulder and was reinstated May 19...was assigned to Stockton and went 2-2 with a 4.46 ERA in 11 games, including 10 starts, with the Ports...started and won in his A's organization debut on May 19, a 3-2 win over Inland Empire (5.0 ip, 4 h, 2 r, 2 er, 1 bb, 4 so)...it was his first outing in a regular season game since April 21, 2016 for Tampa against Dunedin and his first outing in any game since a March 16, 2017 Spring Training appearance with New York (AL)...tossed 3.0 scoreless and hitless innings in back-to-back starts on June 8 against San Jose and June 13 at Modesto...struck out a season-high seven in 4.0 innings July 12 at Lancaster...his lone relief appearance with Stockton came in his next outing on July 18 against Lancaster when he struck out seven in 4.0 innings in a game started by a rehabbing Sean Manaea...was transferred to Midland July 23 and was 2-1 with a 1.63 ERA and .186 opponents batting average in seven games, including five starts, with the RockHounds...made his Double-A debut with a start on July 25 against Arkansas and was the losing pitcher in a 2-1 decision (3.0 ip, 5 h, 2 r, 2 er, 3 bb, 3 so)...then allowed one run or fewer in each of his final seven games, going 2-0 with a 1.26 ERA and .184 opponents batting average...yielded one hit in three consecutive appearances from Aug. 10-22 and opponents were 3-for-41 (.073) over that span...did not allow a run in back-to-back starts on Aug. 22 against Northwest Arkansas (5.0 ip, 1 h, 1 bb, 6 so) and Aug. 27 at Northwest Arkansas (4.2 ip, 2 h, 2 bb, 5 so)...was promoted to Las Vegas Aug. 31 and made one regular season start on Sept. 1 against Tacoma, a no decision in an 8-1 Aviators win (4.0 ip, 6 h, 1 r, 1 er, 6 so)...started Game 5 of the Pacific Coast League Semifinals on Sept. 8 against Sacramento and was the losing pitcher in a 7-3 loss (0.2 ip, 5 h, 4 r, 4 er, 2 so, 3 hr).

2018—Missed the entire season for the second consecutive year as he continued his comeback from April 18, 2017 “Tommy John” surgery.

2017—Was a non-roster invitee with the Yankees and picked up the win in his only Spring Training appearance (2.0 ip, 1 bb, 3 so)...began the regular season on the Tampa disabled list with a strained right elbow...underwent UCL reconstruction surgery April 18 and missed the remainder of the season...was traded to the A's organization with Dustin Fowler and Jorge Mateo for Sonny Gray and \$1.5 million international bonus slot cash on July 31...was ranked by *Baseball America* as the number 8 prospect in the Athletics organization following the season.

2016—Made three starts with Single-A Tampa, going 2-1 with a 1.50 ERA...was placed on the disabled list April 22 with an inflamed right elbow and did not pitch the rest of the year...pitched

for Scottsdale in the Arizona Fall League and posted a 2-3 record with a 4.33 ERA in seven starts... held AFL batters to a .218 batting average...was ranked by *Baseball America* as the number 5 prospect in the Yankees organization and as having the organization's "Best Curveball."

2015—In his professional debut, combined with the GCL Yankees 2 and Short-Season Single-A Staten Island to go 0-1 with a 3.97 ERA in five games (three starts)...made two postseason starts for Staten Island, posting a 0.73 ERA (12.1 ip, 7 h, 1 er, 2 bb, 10 so)...was ranked by *Baseball America* as the number 4 prospect in the Yankees organization following the season.

PERSONAL/MISCELLANEOUS

James Douglas Kaprielian...graduated from Beckham HS (Calif.) in 2012 and was 33-3 with a 0.96 ERA and 250 strikeouts in three seasons...threw two no-hitters as a senior in 2012 en route to being selected to the USA Today and Louisville Slugger All-America First Teams...was also named the Pacific Coast League Athlete of the Year...attended UCLA where he was 17-10 with a 2.06 ERA in 66 games, including 31 starts, over three seasons (2013-15)...finished his career fifth all-time at UCLA in career ERA and sixth in career strikeouts (275)...led the Pac-12 in strikeouts and was an All-Pac-12 First Team selection as both a sophomore and junior (2014-15)...as a junior, earned Collegiate Baseball All-America Second Team and Perfect Game All-America Third Team honors... was a 2013 Louisville Slugger/Collegiate Baseball Freshman All-American.

LIFETIME PITCHING RECORD

Year	Club	W	L	ERA	G	GS	CG	SHO	SV	IP	H	R	ER	HR	HB	BB	IBB	SO	WP	BK
2015	GCL Yankees 2	0	0	11.57	2	0	0	0	0	2.1	2	4	3	0	0	2	0	2	1	0
	Staten Island	0	1	2.00	3	3	0	0	0	9.0	8	2	2	0	0	2	0	12	0	0
2016	Tampa	2	1	1.50	3	3	0	0	0	18.0	8	6	3	1	0	3	0	22	1	0
2017										(Injured — did not pitch)										
2018										(Injured — did not pitch)										
2019	Stockton	2	2	4.46	11	10	0	0	0	36.1	35	19	18	6	4	8	0	43	0	0
	Midland	2	1	1.63	7	5	0	0	0	27.2	18	5	5	2	2	8	0	26	1	0
	Las Vegas	0	0	2.25	1	1	0	0	0	4.0	6	1	1	0	0	0	0	6	0	0
2020	OAKLAND	0	0	7.36	2	0	0	0	0	3.2	4	3	3	2	0	2	0	4	0	0
2021	Las Vegas	0	1	3.86	1	1	0	0	0	4.2	8	2	2	0	0	1	0	5	0	0
	OAKLAND	8	5	4.07	24	21	0	0	0	119.1	105	55	54	19	5	41	0	123	1	0
Major League Totals		8	5	4.17	26	21	0	0	0	123.0	109	58	57	21	5	43	0	127	1	0
Minor League Totals		6	6	3.00	28	23	0	0	0	102.0	85	39	34	9	6	24	0	116	3	0

CAREER TRANSACTIONS

2012 — Selected by the Seattle Mariners organization in the 40th round of the First-Year Player Draft; did not sign. **2015** — Selected by the New York Yankees organization in the 1st round (16th selection overall) of the First-Year Player Draft. **2017** — Traded to the Oakland Athletics with outfielders Dustin Fowler and Jorge Mateo for pitcher Sonny Gray and \$1.5 million international bonus slot cash, July 31. **2021** — On the injured list July 28 to August 7.

KAPRIELIAN'S CAREER BESTS

Low Hit Complete Game: None

Innings Pitched: 7.0 (twice), last: July 4, 2021 vs. Boston. As reliever: 3.1, October 2, 2021 at Houston

Strikeouts: 10, July 4, 2021 vs. Boston. As reliever: 5, October 2, 2021 at Houston

Pitches: 105, June 29, 2021 vs. Texas

Longest Winning Streak: 2 (three times), last: August 8 to 20, 2021

Longest Losing Streak: 2, June 29 to July 4, 2021

Longest Scoreless Streak: 12.0, July 10 to 27, 2021

CONSECUTIVE GAMES WITHOUT BEING NO-HIT

When the Cincinnati Reds were no-hit by the Cubs Jake Arrieta on April 21, 2016, the A's took over the longest active streak of consecutive games with one or more hits, a streak that reached 4,767 at the conclusion of the 2021 season. The streak is third longest in American League history and would need to last another five years before breaking the record set of 5,550 set by Kansas City from May 16, 1973 to May 18, 2008. The last time the A's were no-hit was July 13, 1991 when Bob Milacki, Mike Flanagan, Mark Williamson and Gregg Olson combined to no-hit Oakland for Baltimore.

INFIELDER

Height/Weight: 6-3 / 205

Bats/Throws: Left / Left

Birthdate: August 4, 1994

Opening Day Age: 27M

Birthplace/Resides: Redding, California / Redding, California

Major League Service: None

Obtained: Signed to a minor league contract, November 30, 2021

Contract Status: First year of a one-year contract through 2022

 [Updated Stats](#)

NON-ROSTER INVITEE

CAREER HIGHLIGHTS

Was originally selected by Seattle in the 38th round of the 2015 draft and spent two seasons in the Mariners farm system before he was traded to Tampa Bay following the 2016 season...is a .269 hitter with 58 home runs, 303 RBI and 93 stolen bases in 636 games in six seasons in the minors...has 340 walks and 48 hit by pitches for a .375 on-base percentage...has played in 472 games at first base, 83 in left field and 38 in right field...his teams reached postseason play in each of his first five seasons.

2021 HIGHLIGHTS

- Spent the entire season at Triple-A Durham in the Tampa Bay organization and hit .244 with 27 home runs and 74 RBI in 110 games...added 60 walks for a .350 on-base percentage.
- The home runs were a career high as he had just 31 in 526 career games entering the season... also had career highs in RBI, slugging (.512), OPS (.862) and strikeouts (129).
- Was 17-for-20 (85.5%) in stolen base attempts and has reached double figures in steals in each of his six seasons.
- Ranked third in the Triple-A East in home runs, fourth in RBI, sixth in runs (69), tied for sixth in extra base hits (47), seventh in walks, eighth in total bases (193) and 10th in slugging and OPS.
- Led the Rays farm system in home runs, ranked third in extra base hits, fourth in walks, tied for fifth in RBI, seventh in total bases (193) and tied for seventh in runs.
- Batted .247 (59-for-239) with a .917 OPS against right-handed pitchers compared to .239 (33-for-138) with a .765 OPS against left-handers.
- His average improved to .272 with runners in scoring position...was 2-for-5 (.400) with a grand slam and nine RBI with the bases loaded.
- Hit .279 with a 1.000 OPS on the road, .212 with a .737 OPS at home.
- Was 9-for-22 (.409) with four home runs and eight RBI in the ninth inning.
- Went 23-for-44 (.523) with five doubles, seven home runs and 14 RBI when putting the first pitch in play...hit .500 with five home runs and 12 RBI on an 0-1 count.
- Started 71 games at first base, 25 in left field and eight at designated hitter...committed just one error, and it came in 77 games at first base for a .998 fielding percentage.
- Was 2-for-4 (.500) with a grand slam and four RBI as a pinch hitter.
- Hit in every spot in the order...saw his most action with 35 games hitting fourth, 21 batting lead off and 20 in the five spot.
- **DAY-BY-DAY:** Hit .350 (7-for-20) with three home runs and five RBI over his first seven games through May 11 but then went 13-for-66 (.197) with a home run and two RBI over his next 19 contests...was 0-for-4 with a career-high tying four strikeouts on May 14 vs. Jacksonville... collected a season-high three hits May 25 at Jacksonville...it was his first of seven three-hit games...connected for a pinch hit grand slam on June 18 at Norfolk...had his first of three two-steal games on June 25 at Jacksonville (also July 4 vs. Gwinnett and July 10 at Norfolk)... hit safely in a season-high seven consecutive games from June 29 to July 7...went 12-for-27 (.444) with nine runs, two doubles, three home runs, four RBI and six walks during the streak...was 3-for-28 (.107) over a nine-game stretch from July 16-28 and two of the hits were home runs...had his first two homer game of the season and the first five-RBI game of his career July 31 at Norfolk...hit .291 with a .429 on-base percentage in 22 games in July...then

batted .284 with nine home runs and 24 RBI in 21 games in August...ranked second in the Triple-A East in home runs, slugging (.689) and OPS (1.060) in August and tied for second in RBI (24)...drove in a run in seven consecutive games from Aug. 24-Sept. 1 (16 RBI total)...homered twice in back-to-back games on Aug. 28 and 29 at Charlotte...they were his second and third multi-homer games of the season and he now has four in his career...homered again in each of his next two games on Aug. 31 and Sept. 1 at Jacksonville, giving him a home run in four straight games...earned Triple-A East Offensive Player of the Week honors for the week ending Aug. 29 after going 10-for-20 (.500) with six walks, two doubles, four home runs and 13 RBI in five games...matched his career high with five RBI on Sept. 8 vs. Norfolk...batted .165 in September, which was his lowest single-month average in 2021.

CAREER

2020—Was a non-roster invitee with Toronto and was reassigned to minor league camp on March 11...was not part of the Rays 60-man player pool.

2019—Split the season between Double-A Montgomery and Triple-A Durham, earning a June 1 promotion...hit .281 with 10 home runs and 46 RBI in 122 games between the two levels...tied for second among Rays minor leaguers with 69 walks and ranked sixth in hits...named Southern League Player of the Week for May 6-12...named to the Southern League Midseason All-Star Team, but did not play due to his promotion...went 8-for-20 (.400) with seven runs, two home runs, five RBI and five walks in six postseason games for Durham...ranked by *Baseball America* as the Best Defensive First Baseman in the SL in its Best Tools survey

2018—Spent the entire season with Montgomery...ranked among the Southern League leaders in runs (72, tied for 7th), walks (65, tied for 4th) and stolen bases (22, 5th)...his 65 walks ranked fourth among Rays minor leaguers...hit .300 (6-for-20) with three walks in five postseason games.

2017—Split his first season in the Rays organization between Single-A Charlotte and Montgomery, batting .304 with nine home runs and a 67 RBI...his 35 doubles tied for third among Rays minor leaguers and his 67 RBI ranked fifth...went 1-for-18 (.056) in five postseason games for Montgomery.

2016—Selected to the Midwest League Midseason All-Star Team and ranked among league leaders in walks (63, 4th) and on-base percentage (.384, 5th)...started 88 games at first base and 27 games in right field...his first professional home run came on April 26 at Bowling Green, off Rays prospect José Mujica...was 6-for-36 (.167) with a home run, three RBI and five walks in nine postseason games for Clinton...the Mariners presented him with the Edgar Martinez PTPA (“Productive Team Plate Appearance”) Award following the season...acquired by the Rays in a five-player trade on Nov 18.

2015—Ranked fourth in the Arizona Rookie League with 24 walks...recorded more walks than hits (21)...went 3-for-10 (.300) with three runs scored in three postseason games.

PERSONAL/MISCELLANEOUS

Dalton J. Kelly was originally signed by Mariners scout Ryan Holmes...graduated from Foothill High School in Redding, Calif...attended the University of California, Santa Barbara..

LIFETIME PLAYING RECORD

Year	Club	AVG.	G	AB	R	H	2B	3B	HR	RBI	SH	SF	HP	BB	SO	SB	CS	OBP	SLG	E
2015	AZL Mariners	.219	31	96	23	21	3	4	0	11	1	0	2	24	35	10	0	.385	.333	2
2016	Clinton	.293	130	481	70	141	30	4	7	58	4	5	11	63	114	21	10	.384	.416	7
2017	Charlotte	.305	69	236	39	72	17	1	2	32	4	2	5	29	55	5	8	.390	.411	5
	Montgomery	.302	53	192	34	58	18	1	7	35	2	1	6	30	58	6	1	.410	.516	2
2018	Montgomery	.228	121	417	72	95	24	2	5	47	1	2	8	65	102	22	2	.341	.331	1
2019	Montgomery	.278	49	162	27	45	7	0	3	17	0	0	7	36	43	7	5	.429	.377	1
	Durham	.283	73	258	43	73	13	1	7	29	0	3	4	33	75	5	1	.369	.422	0
2020																				
2021	Durham	.244	110	377	69	92	20	0	27	74	0	6	5	60	129	17	3	.350	.512	1
	Minor League Career	.269	636	2219	377	597	132	13	58	303	12	19	48	340	611	93	30	.375	.419	19

CAREER TRANSACTIONS

2015 — Selected by the Seattle Mariners in the 38th round of the First-Year Player Draft. **2016** — Traded to the Tampa Bay Rays with right-handed pitcher Andrew Kittredge and Dylan Thompson for infielders/outfielders Taylor Motter and Richie Shaffer, November 18. **2021** — Elected free agency, November 7; signed by the Oakland Athletics to a minor league contract, November 30.



INFILDER/OUTFIELDER

Height/Weight: 5-6 / 160

Bats/Throws: Left / Right

Birthdate: October 31, 1991

Opening Day Age: 30

Birthplace/Resides: Franklin, Tennessee / Franklin, Tennessee

Major League Service: 4 years, 98 days

Obtained: Acquired from the Chicago Cubs for Alfonso Rivas, January 13, 2020

Contract Status: First year of a one-year contract through 2022

[@tonykemp](#) [tonykemp6](#) [Updated Stats](#)

CAREER HIGHLIGHTS

Was originally selected by Houston in the fifth round of the 2013 draft and spent the first six-and-one-half seasons of his career in the Astros organization before being dealt to the Cubs at the 2019 trading deadline...was traded to Oakland prior to the 2020 season and is a .272 hitter with a .377 on-base percentage in 180 games in two seasons with the A's...has a .248 batting average and .339 on-base percentage in 463 games over six seasons in the majors...played primarily outfield over his first three seasons (138 games in the outfield, 12 at second base) but has 175 games at second base and 85 in the outfield over the last three years...was named Fresno's Most Valuable Player and Defensive Player of the Year in 2017 after leading all Triple-A batters in hits (166)...was selected to the 2015 SiriusXM All-Star Futures Game...was a California League Postseason All-Star and a Rawlings Gold Glove Award recipient for being the best defensive second baseman in the minor leagues in 2014...led all of minor league baseball with 121 runs scored that year.

2021 HIGHLIGHTS

- Had the best season of his six-year career as he batted a career-high .279 with a career-high tying eight home runs and a career-high 37 RBI in a career-high 131 games...also walked a career-high 52 times, which fueled a career-high .382 on-base percentage.
- His on-base percentage was fourth best in the American League among players with players with at least 300 plate appearances.
- Also had career highs in OPS (.800), slugging (.418), runs (54), hits (92), doubles (16), extra base hits (27), sacrifice flies (5), at bats (330) and strikeouts (51) and matched his best in hit by pitches (6).
- Tied for sixth in the AL with a career-high four sacrifice hits, which were the most by an Athletic since Eric Sogard had four in 2014.
- Finished with more walks than strikeouts for the second consecutive season and now has 67 walks and 65 strikeouts in two seasons with the A's.
- Hit .208 with a .609 OPS over his first 27 games through May 19, .345 with a 1.044 OPS over his next 29 games from May 20-June 24, .156 with a .483 OPS over a 33-game stretch from June 25-Aug. 11 and .345 with a .921 OPS over his final 42 games beginning on Aug. 12.
- Batted .347 with a .919 OPS in the seventh inning or later compared to .238 with a .728 OPS in innings 1-6...his average in the seventh inning or later was second best in the majors among players with at least 100 plate appearances after the sixth inning.
- Five of his eight home runs and 13 of his 37 RBI put the A's ahead.
- Four of his eight home runs came with runners on base as have 12 of his 23 career round-trippers.
- Batted .290 (74-for-255) with 24 of his 27 extra base hits against right-handed pitchers, .240 (18-for-75) against left-handers...had a .818 OPS against righties, .735 against lefties.
- Hit .240 before the All-Star Break, .325 after the break...that reversed a career trend as he entered the season with a .256 average before the break and .212 after the break.
- Hit .176 with a .746 OPS in interleague play, .291 with an .806 OPS against AL teams.
- Started 53 games at second base and 37 in left field...appeared in a team-leading 89 games at second base and made five errors for a .980 fielding percentage...did not make an error in 49

games in the outfield and now has a 218-game errorless streak as an outfielder dating back to his last error on May 25, 2016 against Baltimore.

- Also appeared in one game at shortstop, the first of his professional career.
- Was 3-for-13 (.231) with two walks, a double and RBI as a pinch hitter.
- Started games in every spot in the order except third, fourth and fifth...saw his most action with 26 starts hitting ninth but also batted .323 with a .403 on-base percentage in 18 games hitting leadoff.
- **DAY-BY-DAY:** Went 1-for-14 (.071) with four walks over his first eight games...then had a five-game hitting streak from April 15-29 (5-for-14, .357), which was a career high at the time... hit .200 with a .385 on-base percentage in 16 games in April...then batted .292 in both May and June...connected for his first home run of the season on May 20 against Houston, snapping a career-high 63-game homerless streak...it marked his first home run since Sept. 21, 2019 against St. Louis (Gallegos)...earned Play of the Week honors on May 24 for his diving catch against Houston on May 18...had a career-high eight-game hitting streak from May 28 to June 6...went 10-for-26 (.385) with three doubles, one triple, one home run and seven RBI during the streak...had a career-high tying and A's season-high five RBI June 1 at Seattle...also had five RBI on May 22, 2018 against San Francisco...reached base safely in a career-high 14 consecutive games from June 9 to 25...hit .317 with a .481 on-base percentage during the streak...had the second three-walk game of his career June 13 against Kansas City (Aug. 7, 2020 vs. Houston)...homered in back-to-back games for the first time in his career on June 18-19 at New York (AL)...went 3-for-42 (.071) over his final 15 games before the All-Star Break beginning June 25...finished June with 16 walks and a .422 on-base percentage in 24 games... had the A's second walk-off sacrifice fly of the season July 3 against Boston...it was his second career game-ending RBI (home run on April 27, 2019 vs. Cleveland)...had a 43-game errorless streak as a second baseman from July 4 to Sept. 28...went 0-for-4 with four strikeouts July 30 at Los Angeles (AL)...it was the first four-strikeout game of his career...had another strikeout the next day but then fanned just four times over his final 47 games and 123 at bats...finished July with a .193 batting average in 20 games but then hit .325 with a .413 on-base percentage in 20 games in August...his August average was the second best single-month batting average of his career (.327 in June, 2018)...had a streak of 88 consecutive plate appearances without a strikeout from Aug. 17 to Sept. 24, which tied for the third longest such streak in Oakland history...it was the longest since Jesus Alou had a streak of 106 from June 17-Aug. 21, 1974...went 18-for-47 (.383) with two home runs and eight RBI over a 14-game stretch from Aug. 27 to Sept. 15...went 0-for-12 over his next seven games but the finished the year by going 15-for-32 (.469) with two home runs and eight RBI over his final nine contests...drove in a run in each of his final five games beginning Sept. 28 (seven RBI total)...had his first career four-hit game in the penultimate game of the season on Oct. 2 at Houston.

CAREER

2020—Was acquired by the A's from the Cubs prior to the season and spent the entire season with Oakland...batted .247 with five doubles and four RBI in 49 games...his 15 walks fueled a .363 on-base percentage...had more walks than strikeouts (14) for the first time in his career and averaged a career-best 8.14 plate appearances per strikeout...made 31 of his 32 starts in games started by a right-handed pitcher...hit .267 against right-handers and was 0-for-7 with a hit by pitch against left-handers...went 1-for-17 (.059) with runners in scoring position...averaged 23.25 at bats per RBI, which was third highest in the majors among players with 100 or more plate appearances...started 31 games at second base and one in left field...committed just one error in 43 games overall at second base and his .990 fielding percentage was fifth best among Major League second basemen...did not make an error in three games in the outfield (all in left field)... was 0-for-3 with a walk as a pinch hitter...pinch ran five times...made 13 starts batting ninth and a team-leading 12 in the eight spot...also made five starts hitting second and once each batting first and seventh...did not ground into a double play in 93 at bats...was on the Opening Day roster and started 20 of the A's first 31 games at second base...walked three times in a game for the first time in his career Aug. 7 against Houston...was batting .306 with nine walks and a .444 on-base percentage over his first 16 games through Aug. 16...then hit .211 with six walks and a .309 on-base percentage over his final 33 contests...struck out just twice over his final 57 plate appearances beginning Aug. 20...had a RBI double in the second inning Aug. 22 against Los Angeles (AL) for his first RBI of the season...it snapped a career-high tying 19-game streak without an

RBI dating back to Sept. 29, 2019 (also Aug. 8-Sept. 10, 2016)...equalled his career high with three runs scored Aug. 25 at Texas (also May 12, 2019 vs. Texas)...started in left field in the second game of the Sept. 26 doubleheader against Seattle after making each of his first 31 starts at second base...was on the A's roster for both the ALWCs and ALDS but did not play.

2019—Began the season with Houston and was hitting .227 with seven home runs and 17 RBI in 66 games when he was designated for assignment July 26...was traded to Chicago (NL) July 31 and batted .183 with a home run and 12 RBI in 44 games with the Cubs...combined for a .212 average in 110 games overall...also had career highs in home runs (8), triples (4) and hit by pitches (6)...his batting average was a career low...hit .237 against left-handed pitching, .208 with seven of his eight home runs against right-handers...connected for six of his eight home runs at Minute Maid Park...batted .275 with four home runs and 14 RBI in 36 day games, .188 with four home runs and 15 RBI in 74 games at night...hit .283 in May but .228 or lower in every other month...made 30 starts at second base, nine in left field, nine in center field and three in right field...committed just one error in 43 games overall as a second baseman for a .992 fielding percentage...did not make an error in 33 games in the outfield...was 9-for-31 (.290) with a triple, two home runs, seven RBI, five walks and two hit by pitches as a pinch hitter (.421 on-base percentage, .548 slugging percentage)...made 20 starts batting eighth, 18 in the nine spot, 12 hitting seventh and six batting leadoff...had a pinch hit walk-off home run in the bottom of the 10th inning in Houston's 4-3 win over Cleveland on April 27...it was his first career pinch homer and his first game-ending RBI...that started a 15-game stretch where he went 12-for-33 (.364) with two doubles, two triples and a home run from April 27 to May 22...scored a career-high three runs May 12 against Texas...hit his first career home run off a left-handed pitcher July 7 against Los Angeles-AL (José Suarez)...was designated for assignment July 26 and traded to the Chicago Cubs for catcher Martin Maldonado July 31...committed his only error of the season Aug. 4 against Milwaukee, snapping a 38-game errorless streak as a second baseman dating back to Sept. 14, 2016...had eight assists and five putouts Aug. 24 against Washington to become the first Cubs second baseman with that many assists and putouts in a game since Ryne Sandberg on July 24, 1992 at Houston (8 assists, 5 putouts)...connected for his second career pinch home run Sept. 21 against St. Louis.

2018—Batted .263 with six home runs and 30 RBI in 97 games for the Astros...stole a career-high nine bases...posted a .455 on-base percentage in 11 pinch-hit plate appearances, going 2-for-8 with two doubles, two RBI and three walks...had most of his success when batting ninth in the order, as he hit .308 with an .846 OPS in 65 games...led all ML nine-hole hitters in batting average and on-base percentage...his .395 OBP from the nine-spot was the highest mark by a Major League player since Charles Johnson posted a .410 mark in 2000...posted a .336 on-base percentage in two-strike counts, the ninth-best mark in the American League...started 45 games in left field, 27 games in center field and two in right field...began his season at Triple A Fresno...was recalled to Houston on May 16 and remained with the club for the rest of the season...went 2-for-2 with a career-high five RBI on May 22 vs. San Francisco...became the fourth player in Astros history to record at least five RBI out of the nine-spot in the lineup...drove in the tying run in the 11th inning off Blake Treinen on July 10 vs. Oakland, snapping Treinen's streak of 20 consecutive saves...helped push Houston to a 6-5 walkoff victory...went 3-for-4 with two doubles and two RBI on Aug. 9 vs. Seattle...became the fifth player in franchise history to record multiple doubles and multiple RBI from the ninth spot in the lineup...was on the Astros postseason rosters for both the ALDS and ALCS, batting .286 with one double, one homer, one RBI and a 1.045 OPS...started Game 3 of the ALDS at Cleveland, his first-career postseason appearance...went 1-for-3 with two walks and two runs scored in a start at designated hitter...prior to his recall to Houston, hit .335 with six doubles, five triples, 19 RBI, 13 steals and an .841 OPS in 38 games at Triple A Fresno...was leading the Pacific Coast League in steals while ranking second in hits (54) prior to his recall to Houston.

2017—Spent most of the season at Triple-A Fresno, where he led all of Triple-A baseball in hits (166) and was named Fresno's Most Valuable Player and Defensive Player of the Year...appeared in 17 games with Houston over two stints in the Majors, making eight starts in left field and two in center field...began the season at Triple-A Fresno and was recalled to Houston on April 26...optioned to Fresno on April 30...recalled to Houston on Sept. 2...in 118 games with Triple-A Fresno, hit .329 with 23 doubles, nine triples, 10 homers, 62 RBI, 24 steals and a .375 on-base percent-

age...led Fresno with 54 multi-hit games...led the Triple-A level in hits and ranked fifth in batting average...his 166 hits and 95 runs both ranked third all-time in Fresno franchise history...posted a 24-game hitting streak from June 22-July 19, which was the longest in all of Triple-A baseball in 2017...posted nine triples, two shy of the Fresno franchise record.

2016—Appeared in 59 games and made 28 starts for the Astros in his debut season in the majors...made 24 starts in left field, three as the designated hitter and one at second base, while making appearances in center field and right field...opened the season with Triple-A Fresno and played in 35 games before he was selected to the Major League roster on May 16...was optioned back to Fresno on June 24 for 35 more games...was recalled to the ML roster on Aug. 7, where he remained through the end of the season...made his ML debut May 17 at Chicago (AL) as a pinch runner...did not record an at bat, but scored a go-ahead run in the eighth inning...went 2-for-3 with a single, double and walk in his first ML start (left field) on May 18 at Chicago (AL)...recorded a double in his first at-bat...recorded an outfield assist...tripled on May 24 and June 3...became the fifth player in club history to record two triples within his first 13 career games in the Majors...collected three hits after entering the game in the eighth inning on Aug. 7 vs. Texas as a pinch-hitter...became the third player in Astros history to record three hits after entering a game as a pinch-hitter...was his first game back after being recalled from Triple-A...hit his first career ML homer on Sept. 25...in his first stint with Triple A Fresno (April 7-May 15), was hitting .298 with 21 walks for a .410 on-base percentage in 34 games...owned a .313 batting average in 35 games during his second stint at Triple-A, which spanned from June 28-Aug. 5.

2015—Split the season between Triple-A Fresno (71 games) and Double-A Corpus Christi (50 games), batting .308 with three homers, 48 RBI, 35 steals and a .388 on-base percentage in 121 combined games between the two levels...was named to the SiriusXM All-Star Futures Game and was also named a Double-A Texas League Midseason All-Star...played 92 games at second base (88 starts), 27 in center field (24 starts) and five in left field (all starts) between Corpus Christi and Fresno...began the season at Corpus Christi where he hit .358 with 10 doubles, 15 steals and an .876 OPS in 50 games...was tabbed the Corpus Christi May Player of the Month after hitting .326 with 11 steals and a .417 OBP in 23 May games...moved up to Triple-A Fresno on June 11 and remained with the club through the end of the season...hit .273 with 20 steals and a .334 on-base percentage in 71 games with the Grizzlies...prior to the season, was rated by *Baseball America* as the Astros number 18 prospect.

2014—Was named a California League Midseason and Postseason All-Star...played 72 games with Lancaster and 59 with Corpus Christi, batting .316 with 30 doubles, eight triples, eight homers, 58 RBI, 41 steals and an .859 OPS...led all of minor league baseball with 121 runs scored and tied for fifth in hits (167)...was a Rawlings Gold Glove Award recipient for being the best defensive second baseman in the minor leagues...made just seven errors in 524 chances for a .987 fielding percentage...led all Texas League second basemen in fielding (.996), while ranking third among CL second basemen (.980)...named the Lancaster April Player of the Month...was rated by *Baseball America* as having the “Best Strike Zone Discipline” in the California League...was named the CL Player of the Week for the week of April 26-May 1...named the TL Player of the Week for the week of June 30-July 6...also named an MiLB.com Organization All-Star.

2013—Kicked off his professional career with a 75-game campaign between Single-A Short Season Tri-City (48 games) and Single-A Quad Cities (27 games)...hit .282 with 17 steals between the two levels...was named Tri-City’s July Player of the Month.

PERSONAL/MISCELLANEOUS

Anthony Allen Kemp was originally signed by Astros scout Nick Venuto...is married, Michelle, and has a daughter, McKenna...was a four-year letter winner in both baseball and football at Centennial HS in Franklin, Tenn. before graduating in 2010...attended Vanderbilt University...was named the SEC Freshman of the Year in 2011 and was a First Team All-SEC selection after batting .329 with a .434 on-base percentage...was named the SEC Player of the Year during his junior season in 2013 after batting .398 with a .976 OPS...ranked second in the country in hits (102) and eighth in batting average.

**LEFT-HANDED PITCHER****Height/Weight:** 6-3 / 215**Bats/Throws:** Left / Left**Birthdate:** January 14, 1989**Opening Day Age:** 33**Birthplace/Resides:** Baltimore Maryland / Odenton, Maryland**Major League Service:** 2 years, 166 days**Obtained:** Acquired from the Los Angeles Dodgers with Cody Thomas for Sheldon Neuse and Gus Varland, February 12, 2021**Contract Status:** First year of a one-year contract through 2022 [Updated Stats](#)**CAREER HIGHLIGHTS**

Is 11-3 with four saves and a 3.65 ERA in 155 career relief appearances in five seasons in the majors with Tampa Bay (2017-19), Los Angeles-NL (2019-20) and Oakland (2021)...was originally selected by New York (NL) in the 11th round of the 2010 First-Year Player Draft and spent time in the Orioles and Braves organizations before making his debut with the Rays in 2017 after 320 games over eight seasons in the minors...was dealt to the Dodgers at the 2019 trading deadline and went 5-0 with a 0.88 ERA in 46 relief appearances with Los Angeles...was traded to Oakland prior to the spring of 2021...was named to the Florida State League Postseason All-Star team in 2012...pitched for Surprise in the Arizona Fall League in 2012.

2021 HIGHLIGHTS

- Was on the A's Opening Day roster and had an 8.00 ERA and .341 opponents batting average in 12 games over two early-season stints before spending the balance of the season with Triple-A Las Vegas...was 1-0 with a 6.75 ERA and .300 opponents average in 37 relief appearances with the Aviators.
- His 12 appearances with Oakland matched his fewest in five seasons in the majors (2017) and his ERA and opponents batting average were the highest of his career.
- Walked five batters in 9.0 innings for a .420 opponents on-base percentage...struck out just four.
- His opponents batting average broke down to .211 (4-for-19) with a .654 OPS against left-handed hitters compared to .440 (11-for-25) with a 1.157 OPS against right-handers...issued four of his five walks to righties...his career splits are .179 with a .481 OPS against lefties, .311 with an .867 OPS against righties...with Las Vegas, he allowed a .222 (18-for-81) average and a .573 OPS against lefties, to .380 (30-for-79) with a 1.126 OPS and all five of his home runs against righties.
- Opponents hit .533 with the bases empty, .241 with runners on.
- Allowed 6-of-9 (66.7%) inherited runners to score and first batters faced were 4-for-11 (.364) with a sacrifice hit.
- Yielded nine of his 10 runs at home and did not allow an earned run in four road games (3.1 ip).
- With the Aviators, he walked 20 batters in 38.2 innings (4.66 per nine innings) for a .397 opponents on-base percentage.
- Surrendered five home runs, which matched his most as a minor leaguer (2012).
- First batters faced were 8-for-36 (.222) with a hit by pitch...allowed 6-of-18 (33.3%) inherited runners to score.
- Had an 8.27 ERA and .984 opponents OPS at home, a 5.00 ERA and .659 OPS on the road...yielded four of his five home runs at home.
- Held the opponents four hitter to a .133 average but the nine hitter batted .500.
- Tossed at least one inning in 30 of his 37 outings, including more than one inning nine times.
- **DAY-BY-DAY:** Was on the A's Opening Day roster and allowed two runs in 0.1 innings in the opener on April 1 against Houston...surrendered two home runs in a game for the second time in his career (May 7, 2019 vs. Arizona)...allowed three runs in 0.2 innings in his second appearance and had a 22.50 ERA and .462 opponents batting average over first three games...

did not yield a run over his next five games (3.1 ip), but allowed 4-of-6 inherited runners to score and was optioned to the A's alternate site April 26...was recalled on May 2 and logged a 7.36 ERA in four relief appearances before he was optioned to Las Vegas May 21...walked a career-high tying two batters May 19 against Houston (fourth time, last: Sept. 16, 2020 at San Diego)...allowed 12 runs on 12 hits and five walks while striking out just one batter in 7.0 innings over his first eight games with the Aviators through June 14 (15.43 ERA, .400 opponents batting average)...capped that stretch by yielding five runs and retiring just one batter in a 21-16 loss to Reno on June 14...the runs matched his most as a minor leaguer and were his most since Sept. 1, 2014 with Binghamton at Richmond...allowed five runs over his next six games from July 17-July 2 but only one was earned for a 1.69 ERA...had a 10.13 ERA, 18 walks and 13 strikeouts over his first 17 games and 16.0 innings pitched through July 11... then logged a 4.37 ERA with seven walks and 22 strikeouts over his final 20 games and 22.2 innings...tossed a season-high 2.0 scoreless innings and struck out three on Aug. 1 vs. Tacoma...it was his first of three three-strikeout games (Aug. 27 and Sept. 24, both at Oklahoma City)...allowed a season-high five hits Aug. 5 vs. Salt Lake...did not allow a run in seven of eight appearances from Aug. 8 to Sept. 7 (9.2 ip, 6 h, 2 r, 2 er, 4 bb, 10 so, 1.86 ERA)...retired the first batter faced in each of his final 11 games beginning Aug. 19...matched his season high with 2.0 scoreless innings Aug. 27 at Oklahoma City...finished August with a 2.92 ERA in nine appearances...it was his only month with an ERA under 6.23.

CAREER

2020—Went 3-0 with a 0.95 ERA in 20 relief appearances over three stints with the World Champion Los Angeles Dodgers...his ERA was second lowest among relievers in the West divisions to the A's Jake Diekman (0.42)...tied for fifth among West relievers in wins...held the opposition to a .164 batting average and issued just four walks for a .208 on-base percentage...yielded just two extra bases (one double, one home run) for a .224 slugging percentage...had a .432 opponents OPS...his opponents batting average broke down to .077 against left-handed hitters compared to .286 against right-handers...surrendered his only home run and issued three of his four walks to righties for a .737 OPS...had a .203 OPS against lefties...allowed a .190 average with runners in scoring position...first batters faced were 2-for-19 (.105) with a walk for a .150 on-base percentage...the on-base percentage was fifth lowest among relievers in the West...allowed 4-of-14 (28.6%) inherited runners to score...did not allow a run in 11 games (12.0 innings) at home, seven interleague appearances (6.0 ip) and three outings (2.2 ip) during the day...did not allow a run in 18 of his 20 appearances...tossed at least one inning 10 times...was on the Opening Day roster for Los Angeles (NL) and was the winning pitcher in the Dodgers 8-1 victory over San Francisco that day...struck out a season-high two in 1.2 scoreless innings of relief...had four scoreless outings in July (3.1 ip, 2 h, 0 bb, 3 so) before he was optioned to the Dodgers alternate site on Aug. 5... recalled for his second stint on Aug. 10, tossed a season-high 2.0 scoreless innings the next day against San Diego and was sent back to the alternate camp following the game...brought back for good on Aug. 17 and posted a 1.32 ERA over his final 15 appearances...did not allow a run in six games (7.1 ip) in August and now has a 0.33 ERA (1 er in 27.2 ip) in 28 career appearances in the month...allowed his first run of the season Sept. 8 at Arizona, snapping his career-high scoreless streak at 14.2 innings dating back to Sept. 12, 2019...it ended a season-opening 12-game, 12.1-inning scoreless streak...was credited with his third win of the season Sept. 16 at San Diego, despite issuing two of his four walks on the season in that game...it extended his career-best winning streak to six games...allowed his only home run of the year the next day at Colorado... earned his only save of the season and the fourth of his career in his final regular season appearance on Sept. 26 against Los Angeles (0.2 ip, 1 h)...then made four postseason appearances, allowing five runs on nine hits and three walks in 3.1 innings (13.50 ERA)...had one outing in the NLDS against San Diego (Game 3), two in the NLCS against Atlanta (Games 2 and 3) and his lone scoreless outing in Game 4 of the World Series against Tampa Bay (0.2 ip, 1 bb, 1 so)...was on the roster for the NLWCS but did not pitch.

2019—Went 6-3 with a save, 17 holds and a 3.27 ERA in 80 games with the Rays and the Dodgers...allowed only one earned run in 11.2 innings with Los Angeles after being acquired from Tampa Bay on July 31...as a member of the Dodgers, he posted a 2-0 record with a 0.77 ERA while holding batters to a .209 average...allowed only 19.6% of inherited runners to score (9-of-46), the seventh best percentage among relievers in the Major Leagues...ranked third among big league

relievers in ground ball percentage (66.9)...made 17 appearances from Aug. 4-Sept. 8 in which he did not allow an earned run...posted a 2-0 record with six strikeouts during that time...saw his first career postseason action, tossing 1.0 scoreless inning of relief across three games during the NLDS against Washington...faced Juan Soto in each of his three appearances, striking out the Dominican slugger on two occasions.

2018—Made 31 appearances over two stints with the Rays...was on the active roster from July 6-23 and Aug. 3 through the end of the season...posted a 1.93 ERA over his last 26 appearances, spanning two stints from July 22 through season's end...on Aug. 16 at New York (AL), he inherited the bases loaded with no outs in the ninth inning and retired all three batters faced for his first career save...according to Stats LLC, became the first pitcher in club history to enter with no outs in the ninth inning or later and the bases loaded, strand all three inherited runners, and record the save...he was the first pitcher to do that in the majors since the Cardinals Jason Motte on May 9, 2012 at Arizona and the first pitcher to do that for his first career save since the Yankees Todd Erdos on April 17, 2000 at Texas...on Sept. 1 at Cleveland, induced a game-ending groundout on his only pitch thrown for the save...it was the sixth time in Rays' franchise history a pitcher threw one pitch and recorded the save, but the first time it happened on the road.

2017—Made 12 appearances over two stints with the Rays: June 28-July 27 and Sept. 1-3...made his Major League debut on June 29 at Pittsburgh after 320 appearances across eight minor league seasons...his first career pitch was a seventh-inning called strike and led to an inning-ending caught stealing at third base...was credited with his first career win July 18 at Oakland, recording the final out of the eighth inning before the Rays took the lead...was outrighted off the 40-man roster following the season and re-signed to a minor league contract on Nov. 6...was a non-roster invitee to Spring Training with Atlanta...was released on March 24 and signed with the Rays three days later.

2016—Split his first season in the Rays organization between Double-A Montgomery and Triple-A Durham, going 3-4 with a 3.13 ERA...limited lefties to a .143 average

2015—Spent the entire season with Double-A Binghamton...tied for fourth in the Eastern League with 51 appearances...pitched for the Gigantes de Carolina in the Puerto Rican League for a second consecutive year...signed a minor league contract with the Orioles on Oct. 23 but was selected by the Rays in the Triple-A phase of the Rule 5 Draft.

2014—In 48 games with Double-A Binghamton, he posted a 1-2 record with a 6.07 ERA and a 1.74 WHIP.

2013—Was promoted to Triple-A Las Vegas, allowing five earned runs in 4.0 innings across two games with the 51s...spent the majority of the season with Double-A Binghamton, going 3-3 with a 1.71 ERA in 44 games, limiting opponents to a .204 average while posting a 1.10 WHIP.

2012—Combined to go 3-3 with a 2.70 ERA and 19 saves between Single-A St. Lucie and Double-A Binghamton...tied for second among Mets minor leaguers in saves...earned Florida State League Midseason and Postseason All-Star honors and his 18 saves in the FSL ranked fifth in the league...named to the Mets Organizational All-Star Team by MiLB.com...pitched to a 2.92 ERA in nine appearances with the Surprise Saguaros in the Arizona Fall League.

2011—Was unbeaten (7-0) in 21 appearances, including one start with Single-A Savannah...made five appearances spanning 7.1 innings with St. Lucie to start the season...combined for a 2.85 ERA.

2010—Combined for a 2-1 record and a 3.13 ERA in 22 relief appearances in his first professional season with Rookie Kingsport and Short Season Single-A Brooklyn.

PERSONAL/MISCELLANEOUS

Adam John Kolarek...is married, Melani, and has a child, Henry...attended the University of Maryland...his father, Frank, was a catcher in the A's organization from 1976-79, reaching the Triple-A level in his last season.

LIFETIME PITCHING RECORD

Year	Club	W	L	ERA	G	GS	CG	SHO	SV	IP	H	R	ER	HR	HB	BB	IBB	SO	WP	BK
2010	Brooklyn	2	1	2.89	17	0	0	0	1	28.0	16	11	9	3	1	14	0	30	2	0
	Kingsport	0	0	3.86	5	0	0	0	0	9.1	3	4	1	1	1	3	0	15	0	0
2011	Savannah	7	0	2.22	21	1	0	0	5	52.2	41	16	13	1	6	19	1	55	2	0
	St. Lucie	0	1	7.36	5	0	0	0	0	7.1	13	6	6	0	0	4	0	3	0	0
2012	Binghamton	2	0	5.68	6	0	0	0	1	6.1	10	4	4	2	0	4	1	8	1	0
	St. Lucie	1	3	2.37	44	0	0	0	18	57.0	49	18	15	3	2	21	3	70	6	0
2013	Binghamton	3	3	1.71	44	0	0	0	1	63.0	47	15	12	3	2	22	1	63	3	0
	Las Vegas	0	0	11.25	2	0	0	0	0	4.0	5	5	5	0	2	3	0	1	0	0
2014	Binghamton	1	2	6.07	48	0	0	0	2	56.1	77	45	38	2	6	21	1	43	2	0
2015	Binghamton	2	4	4.43	51	1	0	0	1	67.0	59	35	33	4	3	28	1	61	5	0
2016	Montgomery	3	2	3.32	13	0	0	0	0	19.0	14	13	7	0	2	12	0	17	2	0
	Durham	0	2	3.05	34	0	0	0	2	41.1	28	15	14	1	4	23	0	46	2	0
2017	TAMPA BAY	1	0	6.48	12	0	0	0	0	8.1	9	6	6	2	4	4	2	4	1	0
	Durham	3	4	1.65	41	0	0	0	2	43.2	37	9	8	0	3	16	1	46	3	0
2018	TAMPA BAY	1	0	3.93	31	0	0	0	2	34.1	38	15	15	0	1	5	1	19	0	0
	Durham	5	1	1.61	31	1	0	0	4	44.2	35	8	8	1	2	12	1	52	1	0
2019	TAMPA BAY	4	3	3.95	54	0	0	0	1	43.1	39	19	19	6	3	14	4	36	1	0
2020	LOS ANGELES (NL)	2	0	0.77	26	0	0	0	0	11.2	9	3	1	1	0	2	0	9	0	0
	LOS ANGELES (NL)	3	0	0.95	20	0	0	0	1	19.0	11	2	2	1	0	4	0	13	2	0
2021	OAKLAND	0	0	8.00	12	0	0	0	0	9.0	15	10	8	2	1	5	0	4	1	0
	Las Vegas	1	0	6.75	37	0	0	0	0	38.2	48	33	29	5	7	20	1	27	1	0
Major League Totals		11	3	3.65	155	0	0	0	4	125.2	121	55	51	12	9	34	7	85	5	0
Minor League Totals		30	23	3.43	399	3	0	0	37	538.1	482	237	205	26	42	222	11	537	30	0

CAREER TRANSACTIONS

2010 — Selected by the New York Mets organization in the 11th round of the First-Year Player Draft. **2015** — Released, October 5; signed by the Baltimore Orioles to a minor league contract, October 23. Selected by the Tampa Bay Rays in the Triple-A portion of the Rule 5 draft, December 10. **2016** — Elected free agency, November 7; signed by the Atlanta Braves to a minor league contract, November 17. **2017** — Released, March 24; signed by the Tampa Bay Rays to a minor league contract, March 27. **2019** — Traded to the Los Angeles Dodgers for minor league outfielder Niko Hulsizer, July 31. **2021** — Traded to the Oakland Athletics with minor league outfielder Cody Thomas for infielder Sheldon Neuse and minor league pitcher Gus Varland, February 12.

WILD CARD SERIES RECORD

Year	Club/Opp.	W	L	ERA	G	GS	CG	SHO	SV	IP	H	R	ER	HR	HB	BB	IBB	SO	WP	BK
2020	LAD vs. MIL																			

(Did not pitch)

DIVISION SERIES RECORD

Year	Club/Opp.	W	L	ERA	G	GS	CG	SHO	SV	IP	H	R	ER	HR	HB	BB	IBB	SO	WP	BK
2019	LAD vs. WAS	0	0	0.00	3	0	0	0	0	1.0	0	0	0	0	0	0	0	2	0	0
2020	LAD vs. SD	0	0	27.00	1	0	0	0	0	0.2	3	2	2	0	0	2	1	0	0	0
Totals		0	0	10.80	4	0	0	0	0	1.2	3	2	2	0	0	2	1	2	0	0

LEAGUE CHAMPIONSHIP SERIES RECORD

Year	Club/Opp.	W	L	ERA	G	GS	CG	SHO	SV	IP	H	R	ER	HR	HB	BB	IBB	SO	WP	BK
2020	LAD vs. ATL	0	0	13.50	2	0	0	0	0	2.0	6	3	3	1	0	0	0	2	0	0

WORLD SERIES RECORD

Year	Club/Opp.	W	L	ERA	G	GS	CG	SHO	SV	IP	H	R	ER	HR	HB	BB	IBB	SO	WP	BK
2020	LAD vs. TB	0	0	0.00	1	0	0	0	0	0.2	0	0	0	0	0	1	0	1	0	0

KOLAREK'S CAREER BESTS

Low Hit Complete Game: None

Innings Pitched: 3.0, June 27, 2019 at Minnesota

Strikeouts: 3 (three times), last: July 2, 2019 vs. Baltimore

Pitches: 40, July 10, 2018 vs. Detroit

Longest Winning Streak: 6, July 30, 2019 to present

Longest Losing Streak: 2, May 8 to June 12, 2019

Longest Scoreless Streak: 14.2, September 12, 2019 to September 6, 2020

MILESTONES WITHIN REACH

Elvis Andrus

Needs 47 games for 1,000

Needs 136 hits for 2,000

Chris Bassitt

Needs 7 starts for 100

Deolis Guerra

Needs 64 games for 200

Tony Kemp

Needs 37 games for 500

Adam Kolarek

Needs 45 games for 200

Frankie Montas

Needs 28 starts for 100

Needs 52.0 innings for 500

Needs 31 strikeouts for 500

Chad Pinder

Needs 58 games for 500

Stephen Piscotty

Needs 12 home runs for 100

**CATCHER**

Height/Weight: 6-0 / 205

Bats/Throws: Right / Right

Birthdate: November 18, 1997 Opening Day Age: 24

Birthplace/Resides: Portland, Oregon / Keller, Texas

Major League Service: None

Obtained: Acquired from Atlanta with Cristian Pache, Ryan Cusick and Joey Estes for Matt Olson, March 14, 2022

Contract Status: First year of a one-year contract through 2022

Updated Stats

NON-ROSTER INVITEE**CAREER HIGHLIGHTS**

Was the ninth overall selection in 2022 First-Year Player Draft by Atlanta and hit .255 with 24 home runs and 87 RBI in 151 games in two seasons in the Braves farm system...was one of four players traded to the A's for Matt Olson on March 14, 2022...has thrown out 47-of-113 (41.6%) attempted base stealers...was the Hank Aaron Award winner as the Braves Minor League Player of the Year in 2021...was rated as Atlanta's second-best prospect by *Baseball America* following the 2021 season, fourth-best following 2020 and seventh best after 2019.

2021 HIGHLIGHTS

- Was the Hank Aaron Award winner as the Braves Minor League Player of the Year after combining to hit .256 with 22 home runs and 53 RBI in 97 games with Double-A Mississippi and Triple-A Gwinnett in his first full professional season.
- Began the year at Double-A Mississippi and hit .258 with 22 home runs and 52 RBI in 92 games...played in five postseason games for Double-A South Champion M-Braves and was moved up to Gwinnett following the postseason...went 2-for-11 (182) in five games in his Triple-A debut...added to Atlanta's taxi squad for the postseason, traveling and working out with the team for all three rounds of the club's run to the World Series title.
- Ranked second in the Double-A South in slugging (.498), third in home runs, fourth in OPS (.836), seventh in runs (56), eighth in total bases (164), ninth in batting and tied for ninth in extra base hits (35).
- Tied for second in the Braves farm system in home runs, ranked fifth in total bases (168), tied for fifth in extra base hits (37), seventh in RBI and runs (59) and tied for ninth in hits (87).
- Hit .273 (70-for-256) with an .894 OPS and 20 of his 22 home runs against right-handed pitchers. .202 (17-for-84) with a .644 OPS against left-handers.
- His average dropped slightly to .244 with runners in scoring position.
- Combined for a .212 batting average and .716 OPS in 51 games in his home ballparks...batted .300 with a .949 OPS on the road.
- Hit .275 with 21 of his 22 home runs in 80 night games, .161 with a home run in 17 day games.
- Started 82 games at catcher and 12 at designated hitter...tossed out 31-of-74 (41.9%) attempted base stealers, which was second best among Triple-A and Double-A catchers with at least 60 games caught...committed five errors for a .994 fielding percentage.
- Was 0-for-1 with two walks as a pinch hitter.
- Saw his most action with 70 games batting clean-up...also hit .303 with eight home runs and 19 RBI in 17 games batting third.
- Was named the Braves number two prospect by *Baseball America* following the season.
- **DAY-BY-DAY:** Got off to a slow start as he hit .179 over his first 14 games through May 23... had his first career two-homer game May 8 against Pensacola and matched his career high with four RBI...it was his first of four four-RBI games in 2021...had the first three-walk game of his career in the second game of a May 14 doubleheader at Biloxi...threw out 11-of-18 (61.1%) attempted base stealers from May 19-June 10...was named Double-A South Player of the Week for the week of May 24-30 after going 8-for-19 (.421) with five runs, two doubles, a home run and five RBI in five games...the home run was a grand slam on May 27 against Montgomery...went 4-for-5 with four runs scored, three home runs and three RBI on June 2

at Pensacola...the home runs are a career-high and the runs scored and hits match his best... had two hits the next day to lift his overall batting average to a season-high .296...then went 8-for-53 (.151) over his next 14 games from June 4-23...homed three times and drove in six runs over a five-game stretch from June 24-30...stole the first base of his career on June 30 at Montgomery...had nine home runs and 16 RBI in 22 games in June, all his best single-month figures in 2021...hit .212 over a 17-game stretch from July 2-23...then had a season-best 13-game hitting streak from July 24-Aug. 13...went 20-for-51 (.392) with 14 runs, four doubles, five home runs and 10 RBI during the streak...had his third career multi-homer game July 27 at Pensacola...had his fourth career four-hit game on Aug. 10 at Biloxi when he went 4-for-4 with two home runs and four RBI...it was his fourth career multi-homer contest...hit .306 in 17 games in August...then went 10-for-44 (.227) with three home runs and 10 RBI over his final 12 regular season games with Mississippi...batted .222 (4-for-18) with a double, two RBI and two walks in five postseason games for the Double-A South Champions...was sent to Triple-A Gwinnett following the playoffs and went 0-for-3 with two walks in two games... joined Atlanta's taxi squad for the postseason.

CAREER

2020—Received a non-roster invitation to Atlanta's Spring Training, less than one year after getting drafted by the Braves...played in eight games and went 6-for-14 (.429) with one home run, five RBI, one walk and one run scored...spent the rest of the season at the club's alternate training site...ended the season ranked by MLB.com and *Baseball America* as the Braves' No. 4 prospect.

2019—In his first professional season, played in 54 games, all with Single-A Rome...finished the year strong by hitting .435/.447/.522 over his final 11 games...had two four-hit games in that stretch...threw out 41.0 percent of would-be basestealers (16-of-39)...named by *Baseball America* as the best "Defensive Catcher" and the seventh-best prospect in Atlanta's organization...tabbed by MLB.com as Atlanta's No. 5 prospect...became the first catcher taken by Atlanta with its top overall selection in a draft since 1989, when the Braves took Tyler Houston second overall.

PERSONAL/MISCELLANEOUS

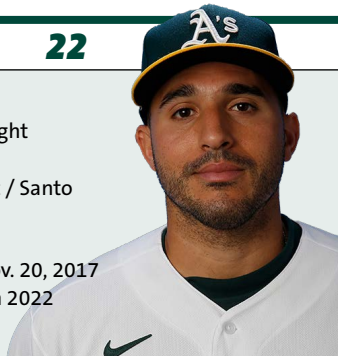
Shea Ryan Langeliers was originally signed by Braves scout Darin Vaughan...graduated from Keller (TX) High School...played collegiately at Baylor University for three seasons...majored in engineering...was a unanimous First-Team All-Big 12 selection in 2019...threw out 14-of-25 (56%) basestealers...set an NCAA Tournament single-game record in 2019 with 11 RBI in the Bears' second game of the regional, June 1 vs. the University of Nebraska Omaha...in 2018, was named the Rawlings/ABCA Gold Glove Winner at his position.

LIFETIME PLAYING RECORD

Year	Club	AVG	G	AB	R	H	2B	3B	HR	RBI	SH	SF	HP	BB	SO	SB	CS	OBP	SLG	E
2019	Rome	.255	54	216	27	55	13	0	2	34	0	4	2	17	55	0	0	.310	.343	3
2020		(Minor League Season Cancelled — Did Not Play)																		
2021	Mississippi	.258	92	329	56	85	13	0	22	52	0	1	4	36	97	1	0	.338	.498	4
	Gwinnett	.182	5	11	3	2	2	0	0	1	0	0	0	3	6	0	0	.357	.364	1
Minor League Totals		.255	151	556	86	142	28	0	24	87	0	5	6	56	158	1	0	.327	.435	8

CAREER TRANSACTIONS

2016 — Selected by the Toronto Blue Jays organization in the 34th round of the First-Year Player Draft; did not sign. **2019** — Selected by the Atlanta Braves organization in the 1st round (9th pick overall) of the First-Year Player Draft. **2022** — Traded to the Oakland Athletics with outfielder Cristian Pache and minor league pitchers Ryan Cusick and Joey Estes for first baseman Matt Olson, March 14.



OUTFIELDER

Height/Weight: 5-11 / 203

Bats/Throws: Right / Right

Birthdate: July 15, 1994

Opening Day Age: 27

Birthplace/Resides: Santo Domingo, Dominican Republic / Santo Domingo, Dominican Republic

Major League Service: 3 years, 14 days

Obtained: Acquired from Houston for Brandon Bailey, Nov. 20, 2017

Contract Status: First year of a one-year contract through 2022

[Updated Stats](#)

CAREER HIGHLIGHTS

Was originally selected by Houston in the 16th round of the 2014 draft and was traded to the A's following the 2017 season...made his Major League debut with Oakland in 2018 and batted .288 with an .853 OPS over his first two seasons...has a .235 average and .741 OPS over his last two years...has 28 assists in 305 career games in the outfield, which are the second most assists by an outfielder since he made his debut on Aug. 3, 2018...has played in 285 games in center field and 21 in right field...started all nine of the A's postseason games from 2018-20 (eight in center field, one in right field)...batted .271 with 76 doubles, 22 triples, 45 home runs, 199 RBI and 100 stolen bases in 395 games over five seasons in the minors...led all of minor league baseball with a .428 on-base percentage in 2016...was also named to the California League All-Star team that season...played for Glendale in the Arizona Fall League in 2016.

MOST ASSISTS, OUTFIELDER, AUG. 3, 2018-PRESENT

33	Hunter Renfroe
28	Ramón Laureano
27	Joey Gallo
26	Teoscar Hernández
25	Bryce Harper

2021 HIGHLIGHTS

- Was batting .246 with 14 home runs and 39 RBI in 88 games when he was suspended for 80 games on Aug. 6 for violating Major League Baseball's Joint Drug Prevention and Treatment Program...served 53 games and will miss the first 27 games of the 2022 season.
- Matched his career high with 27 walks but had a career-low .317 on-base percentage...was also hit by a pitch nine times and has 32 hits by pitches over the last three years.
- Stole 12 bases, eight of which came over his first nine games.
- Batted .304 (35-for-115) with an .858 OPS against left-handed pitchers compared to .217 (49-for-226) with a .710 OPS against right-handers...connected for 11 of his 14 home runs off righties.
- Hit .209 with eight home runs and 21 RBI in 41 games at home, .277 with six home runs and 18 RBI in 47 games on the road.
- Had a .278 batting average and .838 OPS at night, .204 with a .658 OPS during the day.
- Started a team-leading 75 games in center field and also made eight starts in right field and four at designated hitter...tied for 10th among American League outfielders in assists (7) despite playing just 83 games in the outfield...now has 28 assists since making his Major League debut on Aug. 3, 2018, which are second most in the majors over that span.
- Committed two errors for a .990 fielding percentage.
- Was 6-for-19 (.316) as the designated hitter and struck out in his only pinch hitting appearance...is now 0-for-5 with four strikeouts in his career in the pinch.
- Started games in every spot in the order except eighth and ninth...saw his most starts with 25 games batting second and 22 hitting third.
- Was 12-for-26 (.462) in the ninth inning.
- Played in two games for Lacey in the Dominican Winter League and went 1-for-5 (.200) with two RBI.
- **DAY-BY-DAY:** Went 2-for-4 in a start in center field on Opening Day against Houston...it was his third straight Opening Day start in center, making him the first Athletic to do that since Mark Kotsay from 2004-06...is now 4-for-12 (.333) with four runs, two doubles, a home run,

two RBI, a walk and a hit by pitch in three openers...stole two bases on April 7 vs. Los Angeles (NL) for the second two-steal game of his career...swiped two bags a second time on April 12 at Arizona and had eight stolen bases over his first nine games through April 13...did not steal another base until July 4 against Boston for a career-high 55-game streak without a stolen base...had just four steals over his final 79 contests...hit .323 over his first eight games through April 12 but then went 4-for-36 (.111) over his next nine contests, which saw his average fall to .209...had his first assist of the season in the first inning on April 18 against Detroit on an 8-5 fielders choice...it was the first such play by an A's center fielder since Dwayne Murphy in the second game of the July 10, 1980 doubleheader against the Angels (Murphy did it twice that year: June 1)...went 16-for-49 (.327) with three doubles, five home runs and eight RBI over a 13-game stretch from April 24-May 5...stole eight bases in April, which were the most an Athletic in the month of April since 2013 when Coco Crisp also had eight...homered in three consecutive games for the second time in his career May 1-3 (also July 6-12, 2019)...went 2-for-3 with two home runs and a walk-off sacrifice fly May 18 against Houston...it was the third multi-homer game of his career...the first two came against Texas on Aug. 20 and Sept. 7, 2018, also in the Coliseum...it was his fourth career game-ending RBI, his second against Houston (Sept. 9, 2020)...was also at the plate for a game-ending E-5 on April 21 against Minnesota...went 4-for-4 with three runs scored May 21 at Los Angeles (AL), tying career highs in runs and hits...it was his third four-hit game (last: June 18, 2019 vs. Baltimore)...then had three hits the next day to give him back-to-back games with three or more hits for the second time in his career (July 17-18, 2019)...batted .292 with eight home runs and 13 RBI in 24 games in May...the home runs matched his most ever in a month (July, 2019) and tied for third in the American League in May...was hitting .257 with 11 home runs and 22 RBI in 48 games overall when he was placed on the 10-day injured list June 1 retroactive to May 29 with a strained right hip...did not have a rehab assignment and was reinstated for the IL on June 16...was 7-for-22 (.318) with two home runs and five RBI over his first seven games following his return but then went 4-for-43 (.093) over his next 11 contests from June 23 to July 4...was 0-for-9 in his first two games after the All-Star Break...then hit .305 with eight doubles over his next 15 games before he was suspended for 80 games on Aug. 6 after testing positive for Nandrolone, a performance-enhancing substance in violation of Major League Baseball's Joint Drug Prevention and Treatment Program...had successful core injury surgery on Sept. 30 in Philadelphia, Pa. with Dr. William Meyers at the Vincera Institute.

CAREER

2020—After hitting .288 in each of his first two seasons, batted .213 with six home runs and 25 RBI in 54 games in the shortened 2020 season...walked 24 times and was hit by a pitch a career-high 12 times for a .338 on-base percentage...the hit by pitches were second most in the majors (Contreras, CHC)...tied for ninth in the majors in game winning RBI (6)...was batting .262 with three home runs, 12 RBI and an .859 OPS in 19 games before serving a four-game suspension from Aug. 14-17 for his actions in the A's game against the Astros on Aug. 9...hit .186 with three home runs, 13 RBI and a .616 OPS in 35 games following his return...batted .216 with 21 of his 24 walks and 10 of his 12 hit by pitches against right-handers pitchers compared to .205 against left-handers...his average improved to .278 with runners in scoring position and he was 7-for-16 (.438) with RISP and two outs...was 2-for-5 (.400) with four RBI with the bases loaded...hit four of his six home runs with two outs...batted .278 with a .409 on-base percentage when leading off an inning...had a .161 batting average against a pitcher the first time he faced him in a game, .267 the second time and .346 after that...started 53 games on defense, all in center field, and did not commit an error after making seven errors in 2019...his 146 total chances were second most in the majors among outfielders (Robert, CWS 154) but they were the most among outfielders with no errors...they were 10th most in Oakland history by an outfielder with no errors...led Major League outfielders in total chances per nine innings (2.94) and ranked second in putouts (144)...had just two assists...also made one start at designated hitter...started games in every spot in the order except fourth, fifth and ninth and saw his most action with a team-leading 28 starts batting second...hit .233 against the American League West, .160 against the National League West...made his second consecutive Opening Day start in center field on July 24 against Los Angeles (AL)...doubled, homered, drove in two runs, was hit by a pitch and scored a career-high tying three runs (third time)...tied the Oakland Opening Day record for runs scored (fourth time, last: Lance Blankenship, 1993)...struck out at least once in 18 consecutive games

from July 28 to Aug. 20, which doubled the previous longest streak of his career (9, Aug. 11-23, 2018)...made his first career start at designated hitter July 29 against Colorado and went 0-for-3 with a walk...had three home runs and 10 RBI over his first 12 games through Aug. 5 but just three home runs and 15 RBI over his final 42 contests...hit safely in four consecutive games from Aug. 5-8 (4-for-14, .286), which was his longest hitting streak of the season...was hit by a pitch an Oakland record tying two times Aug. 9 against Houston (42nd time, last: Robbie Grossman vs. Houston on Aug. 7, 2020)...it was his second career two-hit by pitch game and it gave him five hit by pitches over his first 16 games...served a four-game suspension from Aug. 14-17 for his actions in the game against the Astros on the 9th...batted lead off in the second game of the Aug. 29 doubleheader at Houston following an injury to Marcus Semien and led off the game with a home run...it was the second leadoff home run of his career (Sept. 7, 2018 vs. Texas)...was hit by a pitch seven times in August, which tied the Athletics franchise record for hit by pitches in August (Eddie Murphy, 1914)...hit just .203 in 23 games in August but had 12 walks and a .357 on-base percentage...then batted .185 with a .287 on-base percentage in 24 games in September...had the walk-off RBI single Sept. 9 against Houston...it was his third career walk-off RBI...hit the game-winning two-run home run in the ninth inning off former Athletic Blake Treinen on Sept. 23 at Los Angeles (NL)...three of his six home runs put the A's ahead and another tied the game...started all seven of the A's postseason games in center field and went 5-for-26 (.192) with two home runs and five RBI...went 2-for-11 (.182) with an RBI in the ALWCS against Chicago with both hits coming in Game 2...then went 3-for-15 (.200) with a double, two home runs and four RBI in the ALDS against Houston at Dodger Stadium...had two home runs and four RBI in Game 4...it was the 10th two-homer postseason game in Athletics history, the first since Brandon Moss in the 2014 AL Wild Card game...the four RBI tied the Oakland record for an ALDS game (Pinder, 2020 Game 3; Scutaro, 2006 Game 3)...matches Dave Henderson (1989 World Series Game 3) for the most home runs and RBI by an A's center fielder in a postseason game.

2019—Batted .288 with 24 home runs and 67 RBI in 123 games in a season interrupted by a five-week stay on the injured list with a right lower leg stress reaction...added 29 doubles for a .521 slugging percentage...was successful in 13-of-15 (86.7%) stolen base attempts...led the A's in steals and they were the fewest by an A's team-leader since Shannon Stewart had 11 in 2007... at the age of 24, he was the youngest Athletic with 20 or more home runs and 10 or more stolen bases in a season since Jose Canseco did it in 1988 at the age of 23...despite missing 32 games while on the IL, he tied for third among American League outfielders with 10 assists, including five in his first 18 games...tied for fifth in the AL in sacrifice flies (8) and tied for ninth in hit by pitches (11)...was hitting .265 with a .468 slugging percentage and .782 OPS in 91 games before the All-Star Break...then batted .358 with a .679 slugging percentage and 1.090 OPS in 32 games after the break...his post-break batting average was the best in the AL among players with 100 or more plate appearances...had the third-best slugging percentage and fourth-best OPS...hit 21 of his 24 home runs and collected 59 of his 67 RBI in 109 games as a center fielder...ranked third among AL center fielders in RBI and tied for third in home runs...the home runs were fifth most in Oakland history by a center fielder and the most since Dave Henderson had 25 in 1991...hit .296 against left-handed pitchers, .285 against right-handers...batted .292 at home, .284 on the road... was a perfect 8-for-8 in stolen base attempts at home...hit .288 during the day, .288 at night... batted .333 with nine doubles and eight home runs (.700 slugging percentage) when leading off an inning...ranked seventh in the AL in slugging and OPS (1.081) leading off an inning and 10th in batting...hit .226 with 11 of his 24 home runs and 30 of his 67 RBI with two strikes...committed seven errors in 122 games overall in the outfield, which tied for second among AL outfielders... had a .977 fielding percentage...made a team-leading 104 starts in center field and 11 of his final 12 in right field...went 0-for-3 as a pinch hitter...started games at every spot in the order except third and ninth...saw his most action with a team-leading 45 games batting eighth...hit .358 with seven home runs and 18 RBI in 26 games batting fifth...became the A's sixth different Opening Day starter in center field in the last six years on March 20 against Seattle in Tokyo (Crisp, Fuld, Burns, R.Davis, Powell)...had five outfield assists over a 12-game span from April 1 to 14...had his first career four-hit game April 5 at Houston (also June 18 vs. Baltimore)...batted .317 over his final 87 games beginning May 8...was awarded Major League Baseball's Play of the Week April 22 after robbing Teoscar Hernández of a home run in the second inning on April 21 against Toronto... reached base safely in a career-high 28 consecutive games from May 8 to June 9...hit .318 with a .353 on-base percentage during the streak...it was the second-longest reaching base streak by

a center fielder in Oakland history (33, Dwayne Murphy, May 18-June 21, 1979)...grounded into the first double play of his career May 10 against Cleveland...that snapped a career-opening 83-game streak without a GDP, which was the second-longest such streak in Oakland history (84, Jason McDonald, June 5, 1997-May 9, 1998)...had the walk-off RBI single May 11 vs. Cleveland...had a career-high 16-game hitting streak from May 16 to June 4...went 23-for-63 (.365) with nine doubles and three home runs during the streak...had an Oakland record-tying streak of five consecutive games with a double from May 20-25 (fifth time: Tejada, 2003; Long, 2001; Stairs, 1997; Rudi, 1973)...had six home runs and 18 RBI in 57 games through the end of May...then had seven home runs and 22 RBI in 28 games in June...tied for fourth in the AL in RBI in June...had his first career grand slam, a career-high tying five RBI and his first career two-steal game June 12 at Tampa Bay...became the first Athletic with a grand slam and two stolen bases in the same game since Elmer Valo on June 21, 1949...is the first Athletic with five RBI and two steals in one game since Bing Miller on June 21, 1929...the last Major Leaguer to do it was Brandon Phillips on July 30, 2015 (7 RBI, 2 SB)...was hit by a pitch an Oakland record-tying two times June 22 against Tampa Bay...scored a run in 11 consecutive games from July 5 to 20 (17 runs total), which was the longest such streak by an Athletic since Ben Grieve also had an 11-game streak from April 29-May 10, 2000...it fell one short of the Oakland record of 12...homered in three straight games for the first time in his career, July 6-12...was named AL Player of the Week for the week of July 15-21 after going 13-for-24 (.542) with 10 runs, six doubles, two home runs, two RBI and five multiple hit games in six games...it was his first career weekly honor...batted .392 with 22 runs, nine doubles, eight home runs, 18 RBI and 11 multiple hit games in 22 games in July...led the American League in on-base percentage (.443), ranked second in batting (.392), slugging (.838) and OPS (1.281), tied for fourth in runs, tied for fifth in extra base hits (17), tied for sixth in doubles and tied for sixth in home runs...based on a minimum of 75 plate appearances, he had the best July batting average in Oakland history and the second-best slugging percentage and OPS to Mark McGwire in 1996 (.859/1.318)...was placed on the injured list July 31 retroactive to July 28 with a right lower leg stress reaction...did not have a rehab assignment before he was reinstated Sept. 6...made his first two starts in center field before making 11 of his final 12 starts in right...hit .315 in 16 games overall in September...started in right field in the AL Wild Card Game on Oct. 2 against Tampa Bay and went 1-for-3...drove in the A's only run with a third inning sacrifice fly.

2018—Spent the first four months of the season with Triple-A Nashville where he batted .297 with 14 home runs and 35 RBI in 64 games...was recalled by Oakland Aug. 3 and hit .288 with five home runs and 19 RBI in 48 games with the A's in his Major League debut...started 42 of the A's 52 games in center field following his promotion...had nine outfield assists, which led ML rookies and tied for second in Oakland history by a rookie (11, Mitchell Page in 1977)...they tied for fifth among all American League outfielders...had just 47 games in the outfield and his assists were second most in Athletics history by an outfielder with fewer than 50 games played to Wally Schang, who had 12 in 41 games for the 1915 Philadelphia A's...they matched the most by an ML outfielder with fewer than 50 games over the last 95 years (sixth time, last by Alex Escobar with Cleveland in 42 games in 2004)...all 47 of his defensive appearances came in center field, including 42 starts...was 7-for-8 (87.5%) in stolen base attempts and tied for sixth among AL rookies in steals...did not ground into a double play and his 156 at bats were fourth most in Oakland history among players with no GDP...they were the most since Jason McDonald had 236 in 1997...hit .297 with all five of his home runs against right-handed pitchers, .267 against left-handers...had a .324 batting average with runners in scoring position...batted .322 with four of his five home runs and 16 of his 19 RBI at home...hit .353 with a .455 on-base percentage and .676 slugging percentage when leading off an inning...batted .309 with all five of his home runs at night...started games at every spot in the order except third and fourth...had his most starts in the eight spot (13) and hit .356 in 16 games overall batting eighth...was recalled from Triple-A Nashville Aug. 3 and went 1-for-5 in a start in center field in his Major League debut that night against Detroit...collected his first hit and RBI with a walk-off RBI single off Buck Farmer in the bottom of the 13th inning of the A's 1-0 win...since the RBI became an official stat in 1920, he is the first Athletic with a walk-off RBI for his first ML hit...had an assist that night and the next game against the Tigers to become the first player in Oakland A's history with an outfield assist in each of the first two games of his career...stole the first base of his career and had his first multiple hit game in a 3-for-4 performance in his third game, Aug. 5 against Detroit...hit the first two home runs of his career Aug. 20 against Texas, both off Bartolo Colon (second and sixth inning)...became the 10th player

in Athletics history to hit his first two home runs in the same game (last: Chapman on July 15, 2017)...is the fourth player in Oakland history to hit his first Major League home run off a pitcher with at least 200 career wins (last: Kurt Abbott off Jack Morris on Sept. 9, 1993)...was 21 years and 52 days younger than Colon...was three months shy of his third birthday when Colon made his ML debut on April 4, 1997...also had a career-high five RBI on the 20th against the Rangers...batted .317 in 23 games in August...collected his second career two-homer game Sept. 7 against Texas...it came in his 29th game and he is the first player in Athletics history with two-multi homer games in his first 29 games...the previous earliest was Jose Canseco, who did it in his 42nd game on April 21, 1986...his first home run that day led off the game, which was the first leadoff home run of his career...was the A's starting center fielder in the Wild Card game Oct. 3 at New York and went 0-for-3 with a walk...had 31 walks with the Sounds for a .380 on-base percentage...was successful in 11-of-13 (84.6%) stolen base attempts...missed the first seven weeks while on the disabled list and the final five with Oakland...while he was with the Sounds (May 21-Aug. 1), he ranked fourth in the Pacific Coast League in hits (73), tied for fourth in runs (44) and tied for fifth in home runs...led the A's farm system in slugging (.524) and ranked fifth in on-base percentage...batted .372 with nine home runs and 19 RBI in 29 games in July and August...batted .324 with nine of his 15 home runs on the road...had a .336 batting average with runners on base...hit .384 in the sixth inning or later...appeared in 45 games in right field, 19 in center field and one in left field...had 13 assists, which ranked third among PCL outfielders...batted .350 with a .450 on-base percentage in 26 games batting leadoff...began the season on Nashville's disabled list with a non-displaced fracture of the fifth metacarpal bone on his left hand...was reinstated May 21...went 4-for-5 with three doubles June 13 at El Paso...stole the 100th base of his minor league career July 30 at Salt Lake...hit .373 with eight home runs and 18 RBI in 28 games in July...walked 13 times and was hit by a pitch four times for a .450 on-base percentage...slugged .673 and had a 1.122 OPS...led the PCL in runs in July (24), tied for the lead in hits (41), ranked second in home runs and slugging, tied for second in extra base hits (16) and fourth in OPS.

2017—Spent his final season in the Houston organization at Double-A Corpus Christi where he batted .227 with 11 home runs and 55 RBI in 123 games...tied for third in the Texas League in triples (6) and ranked fourth in stolen bases (24)...led TL outfielders in games, assists (16) and double plays (6)...batted .295 with an .891 OPS against left-handed pitching...hit .262 with eight home runs in 60 games in the second half...committed four errors in 123 games in the outfield for a .984 fielding percentage...appeared in 95 games in right field and 31 in center field...had a 74-game errorless streak from April 23 to July 23...was named Texas League Batter of the Week for the week of July 3 to 9...went 14-for-29 (.483) with five doubles, two triples, two home runs and five RBI during the week...was a perfect 5-for-5 with two doubles, a triple and three RBI July 9 against Arkansas...had an RBI in eight consecutive games from Aug. 22-31 and batted .484 with five home runs and 12 RBI over that span...collected his lone two-homer game of the season Aug. 23 against Midland.

2016—Had a breakout campaign while splitting his season between Double-A Corpus Christi and Single-A Lancaster...combined to hit .319 with 28 doubles, seven triples, 15 home runs, 73 RBI and a .955 OPS...named an Astros Organization All-Star by MiLB.com as a utility player...led all of minor league baseball with a .428 on-base percentage...began the year with Lancaster where he was named a California League All-Star...named Lancaster's Player of the Month for July as he hit .460 with a 1.350 OPS in 17 games...also named the California League Player of the Week for the week of July 11-17 after hitting .652 (15-for-23) with six doubles, two triples, four home runs and 11 RBI in seven games...was promoted to Corpus Christi on July 21...named the Hooks Player of the Month for August after hitting .318 with a .944 OPS in 24 games...following the season, was assigned to Glendale in the Arizona Fall League, where he hit .295 with an .817 OPS...earned AFL Player of the Week the first week after hitting .571 (8-for-14) with two triples, two doubles, three RBI, eight runs scored and three steals in four games.

2015—Played his entire season with Single-A Quad Cities, where he hit .265 with 15 doubles, eight triples, four home runs and 34 RBI in 76 games.

2014—Drafted by Houston in the 16th round and signed on June 18...assigned to Rookie Level Greeneville and played in just 16 games in his professional debut...placed on the 60-day DL on July 25 and finished his campaign sidelined.

PERSONAL/MISCELLANEOUS

Ramón Laureano was originally signed by Astros scout Jim Stevenson...was born in the Dominican Republic but graduated from Upper Rim Christian HS in Dix Hills, NY, in 2012...attended Northeastern Oklahoma A&M for two years (2013-14)...was selected to the Men's Division I all-Region 2 team in 2014 after hitting a team-leading .439 with 19 doubles, 13 home runs, 69 RBI and 22 stolen bases...posted a .500 OBP, while recording more walks (21) than strikeouts (18).

LIFETIME PLAYING RECORD

Year	Club	AVG	G	AB	R	H	2B	3B	HR	RBI	SH	SF	HP	BB	SO	SB	CS	OBP	SLG	E
2014	Greeneville	.189	16	53	8	10	0	0	1	2	1	0	0	7	16	4	0	.283	.245	0
2015	Quad Cities	.265	76	287	43	76	15	8	4	34	1	1	4	21	83	18	3	.323	.415	4
2016	Lancaster	.317	80	293	69	93	19	5	10	60	0	5	9	50	86	33	11	.426	.519	3
	Corpus Christi	.323	36	124	20	40	9	2	5	13	0	0	4	20	33	10	3	.432	.548	0
2017	Corpus Christi	.227	123	463	65	105	21	6	11	55	0	2	8	40	110	24	5	.298	.369	4
2018	Nashville	.297	64	246	44	73	12	1	14	35	0	3	4	31	70	11	2	.380	.524	3
	OAKLAND	.288	48	156	27	45	12	1	5	19	0	2	2	16	50	7	1	.358	.474	1
2019	OAKLAND	.288	123	434	79	125	29	0	24	67	1	8	11	27	123	13	2	.340	.521	7
2020	OAKLAND	.213	54	183	27	39	8	1	6	25	0	3	12	24	58	2	1	.338	.366	0
2021	OAKLAND	.246	88	341	43	84	21	2	14	39	0	1	9	27	98	12	5	.317	.443	2
Major League Totals		.263	313	1114	176	293	70	4	49	150	1	14	34	94	329	34	9	.335	.465	10

CAREER TRANSACTIONS

2014 — Selected by the Houston Astros organization in the 16th round of the First-Year Player Draft. **2017** — Traded to the Oakland Athletics organization for minor league pitcher Brandon Bailey, November 20. **2019** — On the injured list, July 29 to September 5. **2020** — On the suspended list, August 14 to 17. **2021** — On the injured list, May 28 to June 15. On the suspended list, August 6 through end of season.

WILD CARD RECORD

Year	Club/Opp.	AVG.	G	AB	R	H	2B	3B	HR	RBI	SH	SF	HP	BB	SO	SB	CS	OBP	SLG	E
2018	OAK vs. NYY	.000	1	3	0	0	0	0	0	0	0	0	0	1	2	0	0	.250	.000	0
2019	OAK vs. TB	.333	1	3	0	1	0	0	0	1	0	1	0	1	0	0	0	.250	.333	0
2020	OAK vs. CWS	.182	3	11	1	2	0	0	0	1	0	0	0	4	0	0	0	.182	.182	0
Totals		.176	5	17	1	3	0	0	0	2	0	1	0	1	7	0	0	.211	.176	0

DIVISION SERIES RECORD

Year	Club/Opp.	AVG.	G	AB	R	H	2B	3B	HR	RBI	SH	SF	HP	BB	SO	SB	CS	OBP	SLG	E
2020	OAK vs. HOU	.200	4	15	3	3	1	0	2	4	0	0	0	1	3	0	0	.250	.667	0

LAUREANO'S CAREER BESTS

Hits: 4 (three times), last: May 21, 2021 at Los Angeles (AL)

Home Runs: 2 (three times), May 18, 2021 vs. Houston; September 7, 2018 vs. Texas; August 20, 2018 vs. Texas. Note: Also had two home runs in Game 4 of the 2020 ALDS vs. Houston, Oct. 8, 2020

Runs Batted In: 5 (twice), June 12, 2019 at Tampa Bay; August 20, 2018 vs. Texas

Stolen Bases: 2 (three times), last: April 12, 2021 at Arizona

Hitting Streak: 16, May 16 to June 4, 2019

Hitless Streak (At Bats): 15, July 1 to 4, 2021

Game Ending RBI: 4, May 18, 2021 vs. Houston (sacrifice fly); September 9, 2020 vs. Houston (single); May 11, 2019 vs. Cleveland (single), August 3, 2018 vs. Detroit (single)

Grand Slams: 1, June 12, 2019 at Tampa Bay (Colin Poche)

Pinch-Hit Home Runs: None

Inside-The-Park Home Runs: None

Lead Off Home Runs: 2, August 29, 2020 at Houston (G#2) (Zack Greinke); September 7, 2018 vs. Texas (Yovani Gallardo)



RIGHT-HANDED PITCHER

Height/Weight: 6-4 / 225 **Bats/Throws:** Right / Right
Birthdate: November 28, 1993 **Opening Day Age:** 28
Birthplace/Resides: Houston, Texas / Bridge City, Texas
Major League Service: None
Obtained: Signed to a minor league contract, January 8, 2022
Contract Status: First year of a one-year contract through 2022

[Updated Stats](#)

NON-ROSTER INVITEE

CAREER HIGHLIGHTS

Was drafted twice by Texas and signed after being selected in the fourth round of the 2015 First-Year Player Draft...went 15-14 with a 3.14 ERA in 166 games in four seasons in the Rangers farm system before signing with the A's as a free agent following the 2021 season...did not pitch in his first two seasons (2015-16) due to a rotator cuff injury that required surgery on March 30, 2016... also did not pitch in 2020 after the pandemic forced cancellation of the minor league season... has just 237.2 career innings pitched.

2021 HIGHLIGHTS

- Spent the entire season at Triple-A Round Rock where he went 7-4 with three saves, a 2.86 ERA and .203 opponents batting average in 45 appearances, including one start.
- Had career highs in wins and games and matched his high in losses...his opponents batting average, on-base percentage (.309), slugging percentage (.312) and OPS (.621) were the lowest of his career...the start was the first of his career.
- Tied for sixth in the Triple-A West in games pitched (9)...tied for second among league relievers in wins (7), tied for fourth in holds (9), tied for fifth in losses (4) and tied for sixth in innings pitched (54.2)...based on a minimum of 40 innings pitched, he ranked third among relievers in ERA (2.63), fourth in opponents slugging percentage (.302), sixth in batting average (.193) and OPS (.604) and eighth in on-base percentage (.302).
- Had a 0.66 ERA and .114 opponents batting average over his first 10 games, a 5.59 ERA and .267 opponents average over his next 15 contests from June 8-July 24 and a 1.90 ERA and .193 opponents average over his final 20 contests.
- His opponents batting average included a mark of .174 (19-for-109) against right-handed hitters compared to .237 (22-for-93) against left-handers.
- Yielded a .202 average with the bases empty, .205 with runners on...opponents hit .238 with runners in scoring position.
- Allowed 4-of-17 (23.5%) inherited runners to score...first batters faced were 9-for-40 (.225) with four walks.
- Logged a 2.48 ERA and .184 opponents batting average in 22 games at home, a 3.38 ERA and .227 opponents average in 23 contests on the road...yielded four of his five home runs on the road.
- Had a .139 opponents batting average with two strikes...three of the five home runs he allowed came on the first pitch.
- Held the three hitter to a .190 batting average and the four hitter to a mark of .143 but the five hitter batted .320.
- Tossed at least one inning in 41 of his 45 appearances, including a season-high 2.0 innings 12 times.
- **DAY-BY-DAY:** Yielded a season-high four runs, all of which were unearned, on May 17 against Sugarland...allowed just one earned run in nine relief appearances in May for a 0.77 ERA... opponents were 5-for-38 (.132)...then posted a 6.00 ERA in eight games in June...made the first start of his career on June 18 against Oklahoma City...allowed two runs on a season-high four hits and had a no decision in an 8-7 loss...issued a career-high tying three walks in 1.1 innings on June 25 at El Paso and also allowed a season-high tying four runs...did not allow a run over a 12-game span from July 26-Sept. 12 (15.2 ip)...opponents were 4-for-49 (.082) with

five walks and 12 strikeouts during the streak...was credited with all three of his saves over a five-game stretch from July 29-Aug. 9...struck out a season-high three batters in back-to-back outings on July 29 and 31 against Oklahoma City...did not allow a run in five games in August (8.1 ip) and opponents were 1-for-26 (.038)...finished the season with a five-game scoreless streak (5.0 ip, 4 h, 3 bb, 4 so).

CAREER

2020—Did not see official game action after the minor league season was canceled due to the pandemic.

2019—Combined to go 2-2 with a 4.45 ERA in 44 games with Triple-A Nashville and Double-A Frisco...began the season with Frisco, was promoted to Nashville on May 9, then sent back to Frisco on July 15...his 0.83 ERA with Frisco ranked second in the Texas League (min. 30.0 ip).

2018—Logged the second most relief innings on the Single-A Advanced Down East staff...held opponents to a .229/.315/.338/.653 slash line.

2017—Saw official game action for the first time in his career, logging the second most relief appearances on the staff for Single-A Hickory...opponents batted .246/.333/.345/.678.

2016—Missed the entire season after undergoing rotator cuff surgery on March 30.

2015—Was the Rangers fourth round draft pick and signed on June 12...did not pitch to a strained right rotator cuff.

PERSONAL/MISCELLANEOUS

Jake Lemoine was originally signed by Rangers scout Bob Laurie...graduated from Bridge City High School in 2012...named 2012 Beaumont Enterprise Super-Gold Baseball Player of the Year as a senior at Bridge City...attended the University of Houston...was limited to five starts as a junior after suffering a shoulder injury in March 2015...was named to USA Baseball's Collegiate National Team in 2014 and had five games, including four starts.

LIFETIME PITCHING RECORD

Year	Club	W	L	ERA	G	GS	CG	SHO	SV	IP	H	R	ER	HR	HB	BB	IBB	SO	WP	BK
2015										(Injured — Did not pitch)										
2016										(Injured — Did not pitch)										
2017	Hickory	3	4	2.96	39	0	0	0	4	70.0	65	31	23	2	3	33	3	59	8	0
2018	Down East	3	4	2.40	38	0	0	0	4	56.1	48	19	15	6	1	26	2	54	5	1
2019	Frisco	2	0	0.83	26	0	0	0	4	32.2	23	5	3	2	1	10	0	28	3	0
	Nashville	0	2	9.82	18	0	0	0	1	22.0	40	24	24	3	0	11	1	23	2	0
2020										(Minor League Season Canceled — Did not pitch)										
2021	Round Rock	7	4	2.86	45	1	0	0	3	56.2	41	24	18	5	2	29	0	43	5	0
Minor League Career		15	14	3.14	166	1	0	0	16	237.2	217	103	83	18	7	109	6	207	23	1

CAREER TRANSACTIONS

2012 — Selected by the Texas Rangers organization in the 21st round of the First-Year Player Draft; did not sign. **2015** — Selected by the Texas Rangers organization in the fourth round of the First-Year Player Draft.

2021 — Elected free agency, November 7. **2022** — Signed by the Oakland Athletics to a minor league contract, January 8.

OAKLAND A'S SUSPENDED GAMES

Date	Opponent	Reason	Status	Completed	Final
May 19, 2019	at Detroit	Rain	A's leading 5-3 in the bottom of the 7th	Sept. 6 (at Oakland)	W, 7-3
April 6, 1998	Cleveland	Curfew	A's trailing 6-5 after eight innings	April 8	L, 5-6
Aug. 10, 1972	Chicago	Curfew	Tied 3-3 after 17 innings	Aug. 11	W, 5-3 (19)

**LEFT-HANDED PITCHER****Height/Weight:** 6-0 / 165**Birthdate:** April 23, 1996**Birthplace/Resides:** Mason, Ohio / Jeffersonville, Indiana**Major League Service:** None**Obtained:** Acquired from Toronto with Gunnar Hogland, Kevin Smith and Kirby Snead for Matt Chapman, March 16, 2022**Contract Status:** First year of a one-year contract through 2022
[@zachlogue17](#)
[Updated Stats](#)
Bats/Throws: Left / Left**Opening Day Age:** 25**CAREER HIGHLIGHTS**

Was the ninth round selection of the Blue Jays in 2017 and went 32-16 with a 3.43 ERA in 84 games, including 73 starts, in four seasons in the Toronto farm system...was one of four players traded to the A's on March 16, 2022 in exchange for Matt Chapman...tied for third among all minor league pitchers with 12 wins in 2021...was named an MiLB.com Organizational All-Star after the 2018 and 2021 seasons...was named to the Eastern League Midseason All-Star team in 2019.

2021 HIGHLIGHTS

- Began the season at Double-A New Hampshire and was 3-1 with a 4.54 ERA in seven starts when he was promoted to Triple-A Buffalo on June 12...went 9-3 with a 3.32 ERA in 18 games, including 17 starts, with the Bisons and combined for a 12-4 record and a 3.67 ERA in 25 appearances overall.
- Struck out 144 batters in 125.0 innings, an average of 10.37 per nine innings...walked just 27 (1.94 per nine innings) for a strikeout-to-walk ratio of 5.33.
- His strikeouts were a career-high and he matched his best in wins...hit a career-high 10 batters.
- Tied for third among all minor leaguers in wins and tied for ninth in innings pitched.
- Led the Blue Jays farm system in wins, strikeouts, games started (24) and innings pitched.
- Was named an MiLB.com Organizational All-Star after the season
- At the time of his June 12 promotion, he was tied for the Double-A Northeast League lead in starts (7), ranked second in strikeouts (51) and tied for third in wins (3)...from June 12 through the end of the season, he tied for second in the Triple-A East in wins (9), tied for fourth in starts (17) and ranked fifth in strikeouts (93)...tied for sixth in the Triple-A East in wins for the entire season.
- Allowed a .239 opponents batting average, which broke down to .225 (27-for-120) against left-handed hitters compared to .244 (85-for-349) against right-handers...yielded 14 of his 15 home runs to righties.
- Surrendered 11 of his 15 home runs with the bases empty...opponents hit .313 with runners in scoring position.
- Had a .213 opponents batting average the first time through the order, .240 the second time and .313 after that.
- Held the opponents clean-up hitter to a .180 batting average.
- Had a .130 opponents batting average with two strikeouts but allowed eight home runs.
- Combined for a 1.84 ERA in the first and second inning...had a 4.86 ERA from the third inning on.
- Was 0-2 with a 6.32 ERA in four starts on four days rest or less, 10-2 with a 3.70 ERA in 19 games on five days rest or more.
- His teams were 16-8 (.667) in his starting assignments...walked one batter or fewer in 18 of his 25 appearances.
- **DAY-BY-DAY:** Struck out a career-high 12 batters in 6.0 innings in the first game of a May 29 doubleheader at Somerset...it was his second career game of 10 or more strikeouts (Aug. 13, 2018 for Dunedin vs. Jupiter)...went 3-0 with a 2.96 ERA and .188 opponents batting average in five starts in May...struck out 39 batters in 27.1 innings and walked just three...was charged with his first loss of the season in his sixth start on June 4 against Binghamton...

issued a season-high four walks and yielded three runs in 4.1 innings in an 11-4 loss...allowed a season-high six runs on a season-high nine hits in 4.0 innings on June 11 at Portland but had a no decision...also surrendered a career-high tying three home runs...it would be his final Double-A start as he was moved up to Buffalo the next day...tossed a season-high 7.0 scoreless innings in his first start with the Bisons on June 18 at Rochester...allowed just one hit and did not walk a batter while striking out eight in a 5-0 win...earned Triple-A East Pitcher of the Week honors for his effort...then went 2-2 with a 4.99 ERA over his next seven games from June 25 to Aug. 1...threw a season-high 97 pitches in 5.0 innings on July 22 against Syracuse...made his one relief appearance on July 28 at Worcester and picked up the win after logging 4.0 scoreless and hitless innings (1 bb, 8 so)...won three consecutive starts from Aug. 7-20...had a 1.65 ERA during the streak, which included 6.0 scoreless innings on Aug. 13 against Rochester...yielded a season-high tying six runs and hit a career-high three batters in an 8-5 loss to Worcester on Aug. 26...then went 3-0 with a 2.08 ERA over his final six starts...struck out 37 and walked just four in 30.1 innings.

CAREER

2020—Did not pitch following the cancellation of the minor league season due to the pandemic...trained in Lexington, Ken., during the summer...had some game action during the Battle of the Bourbon Trail, a small league set up locally to get minor leaguers some playing time.

2019—Played the majority of the campaign with Double-A New Hampshire before suiting up for one game with Triple-A Buffalo...combined for a 4-7 record and a 4.14 ERA in 20 games, including 18 starts...was named an Eastern League Midseason All-Star with the Fisher Cats.

2018—Split his season between Single-A Lansing and Dunedin, going 12-4 with a 3.15 ERA in 27 games, including 25 starts...was named a MiLB.com Organizational All-Star after the season.

2017—Started his first professional season with the Blue Jays rookie ball squad in Bluefield before earning a mid-season promotion to Short-A Vancouver...went 1-0 with a 1.29 ERA in two games, one start, for the Canadians during the postseason (7.0 ip, 4 h, 1 r, 1 er, 2 bb, 8 so, 1 hr).

PERSONAL/MISCELLANEOUS

Zachary Michael Logue...is married, Cayle...attended the University of Kentucky where he was 12-9 with a 4.34 ERA and 150 strikeouts in 170.1 innings in three seasons.

LIFETIME PITCHING RECORD

Year	Club	W	L	ERA	G	GS	CG	SHO	SV	IP	H	R	ER	HR	HB	BB	IBB	SO	WP	BK
2017	Bluefield	1	0	0.00	3	2	0	0	0	5.0	2	0	0	0	0	0	0	5	0	0
	Vancouver	3	1	1.75	9	4	0	0	0	25.2	19	6	5	0	0	6	0	28	4	2
2018	Lansing	3	1	2.67	9	9	1	0	0	54.0	50	18	16	8	1	11	0	44	0	0
	Dunedin	9	3	3.41	18	16	0	0	0	100.1	102	41	38	8	5	23	0	85	4	0
2019	New Hampshire	3	7	4.10	19	18	0	0	0	101.0	95	48	46	15	4	32	0	79	3	0
	Buffalo	1	0	5.40	1	0	0	0	0	3.1	5	2	2	0	1	4	0	4	0	0
2020	(Minor League Season Cancelled — Did Not Pitch)																			
2021	New Hampshire	3	1	4.54	7	7	0	0	0	35.2	33	18	18	6	1	7	0	51	0	1
	Buffalo	9	3	3.32	18	17	0	0	0	89.1	79	39	33	9	9	20	0	93	2	0
Minor League Totals		32	16	3.43	84	73	1	0	0	414.1	385	172	158	46	21	103	0	389	13	3

CAREER TRANSACTIONS

2017 — Selected by the Toronto Blue Jays organization in the 9th round of the First-Year Player Draft. **2022** — Traded to the Oakland Athletics with pitcher Kirby Sneed, infielder Kevin Smith and minor league pitcher Gunnar Hoglund for third baseman Matt Chapman, March 16.

**INFIELDER****Height/Weight:** 6-0 / 211**Bats/Throws:** Right / Right**Birthdate:** October 1, 1992**Opening Day Age:** 29**Birthplace/Resides:** Huntington Beach, California / Eastvale, California**Major League Service:** None**Obtained:** Signed to a minor league contract, December 14, 2021**Contract Status:** First year of a one-year contract through 2022 [Updated Stats](#)**NON-ROSTER INVITEE****CAREER HIGHLIGHTS**

Was originally selected by Toronto in the seventh round of the 2011 draft and is a .263 hitter with 61 home runs and 423 RBI in 927 games over nine seasons in the minors with the Toronto (2012-17), Texas (2018-19) and Arizona (2021) organizations...was with Miami in the canceled 2020 season...defensively, has played in 640 games at second base, 80 at third base, 49 at shortstop, 23 in left field, 23 in right field and four at first base.

2021 HIGHLIGHTS

- Spent the entire season at Triple-A Reno in the Arizona Diamondbacks organization and batted .271 with nine home runs and 34 RBI in 66 games...added 29 walks and was hit by a pitch 12 times for a career-high .384 on-base percentage...also had career bests in slugging (.497) and OPS (.881) but his games played were his fewest since his first season in 2012.
- Hit .431 (25-for-58) with five home runs and 13 RBI against left-handed pitching compared to .195 (24-for-123) with four home runs and 21 RBI against right-handers...had a 1.300 OPS against lefties, .684 against righties.
- Had a .303 batting average and six of his nine home runs with runners on base compared to .239 with the bases empty...was 2-for-3 (.667) with five RBI with the bases loaded.
- Slugged six of his nine home runs on the road.
- Batted .341 with three home runs and nine RBI in 12 day games.
- Was 12-for-22 (.545) with two doubles, three home runs and seven RBI when putting the first pitch in play.
- Started 18 games at second base, 10 in left field, nine at third base, five at designated hitter and four at first base...committed two errors as a second baseman and one each at third base and in left field.
- Was 3-for-16 (.188) with a home run, two RBI and two walks as a pinch hitter
- Hit in every spot in the order and saw his most playing time with 19 games batting sixth, 16 hitting ninth and 14 batting seventh.
- **DAY-BY-DAY:** Had the second two-homer game of his career in his first game of the season on May 7 at Salt Lake...the first came on June 8, 2018 for Round Rock at Las Vegas...was hitting .316 with two home runs and four RBI in six games when he was placed on the injured list May 16 with an inflamed right elbow...was reinstated June 9 and went 3-for-18 (.167) over his first seven games following his return...then hit .350 (14-for-40) over a 15-game stretch from June 21 to July 13...went 7-for-30 (.233) during nine games from July 17-29 but had two doubles, three home runs and 10 RBI over that span...drove in a season-high four runs July 27 vs. Round Rock...was 3-for-16 (.188) over a nine-game span from July 30-Aug. 14...hit safely in a season-high seven consecutive games from Sept. 7-19...went 11-for-29 (.379) with four doubles, a home run and eight RBI during the streak...had his first and only three-hit game of the season Sept. 14 at Las Vegas when he doubled twice and singled...was 1-for-13 (.077) over his final five games.

CAREER

2020—Was a non-roster invitee with Miami during Spring Training...was added to the Marlins 60-man player pool on Aug. 4...was transferred out of the alternate camp on Aug. 19 and released on Sept. 1.

2019—Split the year between Double-A Frisco (67 games) and Triple-A Nashville (54) in the Texas Rangers' system, combining to bat .265 with 29 doubles, 13 home runs, 65 RBI and 14 stolen bases.

2018—Spent the entire season with Triple-A Round Rock, ranking among the Express club leaders in walks (1st, 68), stolen bases (t-1st, 16), games (2nd, 123), home runs (t-2nd, 12), doubles (t-2nd, 21) and triples (t-2nd, 3)...his team-best walk total ranked fourth in the Pacific Coast League...also ranked third in plate appearances per walk (7.47) and eighth in plate appearances per strikeout (6.86)...hit .209 in his first 39 games through May 15, but batted .285 over final 84 games...was named PCL Player of the Week for June 4-10 after going 12-for-20 (.600) with three home runs and nine RBI in five games...his 26 total bases during that span led all of MiLB...the stretch included his first career multi-homer game on June 8 at Las Vegas, which included the first inside-the-park home run in Round Rock franchise history.

2017—Spent the bulk of the season with Buffalo in his first Triple-A action...combined to bat .269 with seven home runs and 46 RBI in 96 games with Triple-A Buffalo, Single-A Dunedin and the GCL Blue Jays...recorded a career-high 19 stolen bases...for the Bisons, played 51 games at third base and 30 at second base...ranked among the team leaders in doubles (2nd, 25), stolen bases (3rd, 18), total bases (4th, 134) and walks (4th, 43)...had a DL stint from June 29-July 29 for a right ankle sprain sustained on June 26 vs. Rochester...it is his only career DL visit...had a brief rehab stint with the GCL Blue Jays (3-for-8 in two games), then went 5-for-10 in two games with Dunedin before returning to Buffalo.

2016—Spent most of April with Dunedin before finishing the season at Double-A New Hampshire, combining to bat .283 with 31 doubles, six home runs and 56 RBI and 64 runs scored...set career highs in doubles...after the Eastern League All-Star break, batted .309 in his final 46 games beginning July 14...played exclusively at second base.

2015—Had three different stints at Double-A, but spent the bulk of the season in the Florida State League, combining to bat .260 in 104 games with Dunedin and New Hampshire...it marked his first career action at Double-A...played just one game at shortstop, the rest at second base.

2014— Played the entire season with Dunedin...following the season, played for Canberra in the Australian Baseball League...batted .371/.421/.581/1.002 with six home runs and 24 RBI in 31 games.

2013—Spent the entire season with Lansing in the Single-A Midwest League, his first full season as a pro.

2012—Combined to bat .278 for Bluefield in Rookie Appalachian League and Vancouver in the Short-A Northwest League.

PERSONAL/MISCELLANEOUS

Christian Michael Lopes was originally signed by Blue Jays scout Joey Aversa...is married, Ashley... is a graduate of Edison High School in Huntington Beach, Calif...had committed to the University of Southern California before signing with Toronto after being selected in the seventh round of the 2011 First-Year Player Draft...spent the first two years of high school at Valencia High School in Santa Clarita, Calif...as a 12-year-old in 2006, was named U-13 Player of the Year by National Youth Baseball...played on the 2008 16-U and 2010 18-U USA Baseball National Teams...his younger brother, Tim, was selected by Seattle in the sixth round of the 2012 draft and was traded to Toronto on Oct. 1, 2016...the brothers both played in the Blue Jays' system in 2017 but never on the same team.

LIFETIME PLAYING RECORD

Year	Club	AVG.	G	AB	R	H	2B	3B	HR	RBI	SH	SF	HP	BB	SO	SB	CS	OBP	SLG	E
2012	Bluefield	.280	49	186	33	52	16	5	4	29	1	0	3	15	34	6	1	.343	.484	12
	Vancouver	.270	10	37	4	10	1	1	0	4	0	1	1	2	6	0	0	.317	.351	1
2013	Lansing	.245	129	497	52	122	24	3	5	66	0	7	8	40	78	2	1	.308	.336	14
2014	Dunedin	.243	106	346	52	84	26	1	3	33	2	1	3	42	67	3	4	.329	.350	15
2015	Dunedin	.293	70	246	39	72	16	0	2	31	0	1	2	28	43	3	1	.368	.382	5
	New Hampshire	.174	34	92	6	16	0	0	0	7	1	3	1	11	14	1	0	.262	.174	2
2016	Dunedin	.196	15	56	8	11	1	1	3	10	0	1	0	11	12	1	0	.324	.411	1
	New Hampshire	.295	108	404	56	119	30	2	3	46	2	3	8	33	71	9	4	.357	.401	16
2017	Bluefield	.333	2	6	3	2	0	1	1	5	0	0	0	2	1	0	0	.500	1.167	0
	Dunedin	.500	2	10	5	5	1	0	0	1	0	0	1	2	1	0	0	.545	.600	0
	Buffalo	.261	92	333	48	87	25	2	6	40	0	4	4	43	52	18	4	.349	.402	7
2018	Round Rock	.261	123	429	62	112	21	3	12	52	1	5	5	68	74	16	9	.365	.408	19
2019	Frisco	.259	67	251	46	65	14	1	8	32	1	4	6	39	59	10	2	.367	.418	9
	Nashville	.272	54	195	24	53	15	0	5	33	3	1	5	24	45	4	4	.364	.426	3
2020																				
2020																				
2021	Reno	.271	66	181	35	49	12	1	9	34	0	3	6	29	61	4	1	.384	.497	4
Minor League Career		.263	927	3269	473	859	202	21	61	423	11	34	52	388	619	78	31	.347	.393	108

CAREER TRANSACTIONS

2011 — Selected by the Toronto Blue Jays in the seventh round of the First-Year Player Draft. **2017** — Elected free agency, November 6; signed by the Texas Rangers to a minor league contract, December 4. **2019** — Elected free agency, November 4; signed by the Miami Marlins to a minor league contract, November 25. **2020** — Released, September 1; signed by the Arizona Diamondbacks to a minor league contract, October 29. **2021** — Elected free agency, November 7; signed by the Oakland Athletics to a minor league contract, December 14.



INFIELDER

Height/Weight: 6-0 / 180 **Bats/Throws:** Switch / Right
Birthdate: April 17, 1984 **Opening Day Age:** 37^M
Birthplace/Resides: Salem, Oregon / Houston, Texas
Major League Service: 13 years, 111 days
Obtained: Re-signed as a free agent, March 26, 2022
Contract Status: First year of a one-year contract through 2022

[@Jed_Lowrie](#) [jed.lowrie](#) [Updated Stats](#)

CAREER HIGHLIGHTS

The switch-hitting infielder owns a .260 career average with 118 home runs and 578 RBI in 1257 games in 13 seasons with Boston (2008-11), Houston (2012, 15), Oakland (2013-14, 16-18, 21) and New York-NL (2019)...is a .267 (817-for-3063) hitter in 826 games in his six seasons with the A's...has 200 career doubles, which ranks 10th in Oakland history...has 449 games at second base, which is fifth most in Oakland history...has played in 23 postseason games with the Red Sox (2008-09), A's (2013-14, 18) and Astros (2015)...had his best all-around season in 2018 when he had career highs in home runs (23) and RBI (99) and was named to his first American League All-Star Team...set an Oakland record with 49 doubles in 2017...set an Oakland record for hits by a switch-hitter (175) in 2013...named the 2007 Red Sox Minor League Offensive Player of the Year, hitting a combined .298 with 47 doubles, 13 homers and 70 RBI in 133 games between Double-A Portland and Triple-A Pawtucket.

2021 HIGHLIGHTS

- Was signed by the A's to a minor league contract on Feb. 10 after playing in just nine games over the previous two seasons and ended up batting .245 with 28 doubles, 14 home runs and 69 RBI in 139 games in his third stint with Oakland.
- It was the fifth time in his 14-year career he played in at least 100 games, all of which have come in his six seasons with the A's...has played 826 games in an Oakland uniform, which are the most games played by an Athletic over the last 17 years.
- Had 28 doubles, which matched Hideki Matsui (2011) for the most in Oakland history by a player that was at least 37 years old...now has 200 career doubles with the A's, which ranks 10th in Oakland history.
- His 139 games played were seventh most in Oakland history by a player 37 years old or more.
- The switch-hitter batted .259 (42-for-162) with a .686 OPS against left-handed pitchers compared to .237 (70-for-295) with a .760 OPS against right-handers...hit 11 of his 14 home runs against righties.
- Hit .342 with runners in scoring position, which ranked second in the American League to Toronto's Gurriel (.368)...batted .202 with the bases empty, .300 with runners on base.
- Hit .263 before the All-Star Break, .210 after the break...now has a .271 career average before the break, .245 after the break.
- Batted .303 in interleague play.
- Started a team-leading 69 games at second base and his 49 starts at designated hitter were second most to Moreland (57)...also appeared in one game at third base...committed three errors in 71 games overall at second base for a .986 fielding percentage...now has 449 career games at second with the A's, which is fifth most in Oakland history.
- Hit .277 while playing second base and .206 as the designated hitter.
- Was also 4-for-21 (.190) with two doubles and a RBI as a pinch hitter...the doubles tied for the most among AL pinch hitters and his 21 plate appearances ranked fifth.
- Started games at every spot in the order from two through six, including a team-leading 39 in the clean-up spot...those were the fewest games started batting fourth by a team-leader in Oakland history (previous: 46 by Jack Cust in 2008)...hit .191 in the clean-up spot but had a .277 average in 29 games batting fifth and a .360 average in 21 games from the six spot.
- Was 5-for-6 (.833) with two doubles and four RBI in extra innings.

- DAY-BY-DAY:** Made his sixth Opening Day start with Oakland on April 1 against Houston, his fourth at second base...only Mark Ellis (8) and Dick Green (6) have more Opening Day starts at second in Oakland history...it was his first game since Sept. 29, 2019 with the Mets against Atlanta and his first start since Sept. 30, 2018 with the A's against the Angels...singled in the fourth inning April 2 against Houston for his first hit since Sept. 29, 2018 at Los Angeles (AL)...hit safely in a season-high seven consecutive games from April 8-16 (13-for-27, .481)...drove in a run in each of the first six games of that streak (11 RBI total)...hit his first home run April 9 against Houston...it was his first home run since Sept. 29, 2018 with Oakland against the Angels...had a streak of six consecutive multiple hit games from April 9-16, which was the longest such streak of his career (12-for-26, .462)...that gave him a .360 batting average and 12 RBI over his first 14 games...then went 4-for-44 (.091) with five RBI over his next 12 contests from April 18-May 1...committed his first error of the season on April 21 against Minnesota...would not make his second until Aug. 11 at Cleveland for a 50-game errorless streak as a second baseman...hit .244 in the month of April, which was just the second time in his career he hit under .292 in April...went 1-for-18 (.056) in five games with Boston in 2009...now has a .305 career average in April...had back-to-back three-hit games last May 2 and 3...it was the sixth time in his career he has put together consecutive three-hit games (last: April 5-6, 2018)...went 3-for-28 (.107) over a nine-game stretch from May 9-19...had a 1-for-24 skid from June 11-20...went 11 consecutive games without an extra base hit from June 11-23, which was the second longest streak of his career (15, Sept. 20, 2015-April 9, 2016)...played third base on June 21 at Texas, his first game action at third base since July 1, 2018 against Cleveland...hit .393 (24-for-61) with six home runs, 14 RBI and nine multiple hit games over a 16-game span from June 24-July 16...capped that stretch with a season-high tying seven-game hitting streak from July 6-16 (13-for-29, .448)...hit the game-ending two-run home run in the bottom of the ninth inning July 16 against Cleveland...it was his third career "walk-off" home run (last: May 28, 2017 vs. Los Angeles-AL) and his sixth career "walk-off" RBI (last: Sept. 8, 2017 vs. Houston)...it extended his streak of consecutive games with a home run to a career-high tying three (June 7-9, 2012)...batted .294 with four home runs and 17 RBI in July, all his best single-month marks of 2021...had a 1-for-23 streak from Aug. 17-27...made his final start of the season at second base on Aug. 26...each of his remaining 21 games were as a pinch hitter or designated hitter...went 3-for-23 (.130) over his final 13 games beginning Sept. 10...was placed on the injured list Sept. 26 with a sprained right wrist and missed the remainder of the season.

CAREER

2020—Spent the entire season on the injured list for the Mets...was placed on the 10-day injured list July 20 with left knee inflammation...was transferred to the 45-day IL Aug. 2 and did not play in 2020.

2019—Missed most of the season after spraining his left knee capsule during Spring Training...was placed on the 10-day injured list March 25 and began a rehab assignment with Single-A St. Lucie on April 28...went 1-for-7 in two games before he was moved up to Triple-A Syracuse May 4...batted .167 in six games before his rehab assignment was halted May 13...was transferred to the 60-day IL May 20...was sent back to St. Lucie on rehab Aug. 20 and went 3-for-13 (.231) in four games...was also 7-for-20 (.350) in six games with Syracuse from Aug. 28 to Sept. 3 before he was reinstated from the IL...went 0-for-7 with a walk and four strikeouts in nine games with the Mets, all as a pinch hitter.

2018—Put together his best all around season as he posted career highs with 23 home runs and 99 RBI and led American League second basemen with a .993 fielding percentage...was named to his first AL All-Star Team...also had career highs in games (157), walks (78) and strikeouts (128)...led the A's in walks...batted .267 with an .801 OPS...ranked eighth in the AL in RBI and walks and ninth in batting with runners in scoring position (.324)...also tied for sixth in games, tied for seventh in at bats (596) and tied for 10th in multiple hit games (48) and three-hit games (12)...82 of his RBI came as a second baseman, which set an Oakland record (previous: 76 by Mark Ellis in 2007) and was the most by an A's second baseman since Jerry Lumpe had 82 for Kansas City in 1962...ranked second among Major League second basemen in RBI...his 18 home runs tied for second among AL second basemen and fell one short of the Oakland record for a second

baseman...led the majors with an Oakland record 21 RBI in the eighth inning...was second in the AL in game-winning RBI (18), tied for fourth in RBI in the seventh inning or later (37) and tied for sixth in go-ahead RBI (24)...became the fourth switch hitter in Athletics history to hit 20 home runs (Crisp, 2013; Sierra, 1993-94; Swisher, 2005-07) and his 23 home runs tied for second most...his 99 RBI ranked second among Major League switch hitters in 2018 and fell two short of the A's record of 101 set by Ruben Sierra in 1993...hit 19 of his 23 home runs on the road...tied for fourth in the AL in road home runs and ranked 10th in slugging (.522)...batted .335 with 11 home runs and 37 RBI in the seventh inning or later...the batting average ranked fifth in the AL... in addition to leading AL second basemen in fielding, he tied for the lead in assists (336), ranked third in total chances (534) and fourth in putouts (194) and double plays (73)...committed just four errors in 136 games as a second baseman and his .993 fielding percentage was sixth best in Oakland history...however, his 4.08 total chances per nine innings were the fewest...also appeared in 14 games at third base...batted third 146 times, which was fourth most in Oakland history and the most since Jason Giambi had 148 games in 2000...hit safely and drove in a run in seven consecutive games from April 14 to 21, which fell one short of the longest such streak in Oakland history...went 15-for-32 (.469) with three doubles, three home runs, 12 RBI and five multiple hit games during the streak...the streak of seven consecutive games with a RBI was the longest streak of his career...homered on his birthday for the first time in his career April 17 against Chicago (AL)...had a career-high tying four hits April 20 against Boston and June 26 at Detroit...now has nine career four-hit games...committed just one error over an 88-game span as a second baseman from April 27 to Aug. 31, which included errorless streaks of 44 (April 27-July 7) and 43 (July 9-Aug. 31)...hit .343 with six home runs and 27 RBI in 25 games in April...set an Athletics record for hits in April with 35 and match the record for RBI...the RBI were his most ever in a month and the home runs matched his best (May, 2012 and June, 2012)...played in the 1,000th game of his career May 23 against Seattle...started 14 of the A's 15 games at third base from June 16 to July 1 while Chapman was on the disabled list and hit .322 with five doubles, five home runs and 14 RBI in 15 games total over that span...prior to that, had not started a game at third base since Oct. 4, 2015 at Arizona while playing for Houston...went 4-for-4 with a walk June 26 at Detroit, which was the fourth time in his career he reached base five times (previous: Sept. 4, 2017 against Los Angeles-AL)...was named to his first All-Star team...joined Phil Garner (1976) as the only second basemen in Athletics history to be named to the AL All-Star Team (includes Philadelphia and Kansas City)...entered the game in the sixth inning and went 0-for-2 with a walk...doubled off Taylor Cole in the first inning Aug. 12 at Los Angeles (AL) for the 1,000th hit of his career...it was his 250th career double...hit a two-run home run off Felix Hernandez in the third inning Aug. 14 against Seattle for the 100th home run of his career...scored the 500th run of his career Aug. 26 at Minnesota...started at second base in the Wild Card game at New York on Oct. 3 and went 0-for-4.

2017—Set an Oakland record with 49 doubles, breaking the previous mark of 47 set by Jason Giambi in 2001...ranked second in the majors to Cleveland's Jose Ramirez (56) and second in Athletics history to Al Simmons (53 in 1926)...had the eighth best double total by a switch hitter in Major League history...had career highs in runs (86), doubles and extra base hits (66)...led the A's in batting (.277) hits (157), doubles, triples (3) and on-base percentage (.360)...ranked second among ML second basemen with a .991 fielding percentage (Dozier, MIN .993) and was fourth among American League second basemen in double plays (98)...the double plays tied for second most in Oakland history and were the most since Mark Ellis set the record with 104 in 2007... appeared in 136 games at second base and one at third base (Sept. 6 vs. Los Angeles-AL)...led the majors in line drives (155) and line drive percentage (33.0%)...the line drives were the most by an Athletic since Stats, Inc. began tracking them in 1988 (previous: 136 by Carney Lansford in 1989)...made a team-leading 102 starts batting third...committed his first error of the season April 28 at Houston, which snapped a 75-game errorless as a second baseman...it was his first error since May 4, 2016 and the errorless streak was third longest in Oakland history by a second baseman...later had a 43-game errorless streak from July 4 to Aug. 26...had his third career two-homer game May 8 against Los Angeles (AL), but it was his first since Oct. 3, 2010 vs. New York (AL)...his second home run that night was the game-ending shot with two outs in the bottom of the 11th inning...it was his fourth career game-ending hit, his second home run...was a perfect 4-for-4 May 24 against Miami, which matched his career high for hits...doubled in the first inning July 6 at Seattle for the 200th two-bagger of his career...had his eighth and final two-double

game of the season Aug. 26 against Texas, which were the most by an Athletic since Al Simmons had nine in 1926...had a walk-off single Sept. 8 against Houston for his second game-ending RBI of the season and the fifth of his career...drove in a career-high five runs Sept. 18 against Detroit on the strength of his third career grand slam...batted .318 in September, which was his best single-month average since he hit .330 in June of 2013.

2016—Returned to the A's following the 2015 season and batted .263 with two home runs and 27 RBI in 87 games in a season shortened due to two stints on the disabled list...had a .313 batting average and .370 on-base percentage leading off an inning...batted .313 in the eighth inning or later...appeared in 82 games at second base, including a team-leading 80 starts...committed six errors in his first 25 games at second base through May 4, but none over his final 57 contests...posted a .984 fielding percentage...had just 58 career games at second base entering the season and none since 2013...went 1-for-3 with two RBI in an Opening Day start at second base April 4 against Chicago (AL)...it was his fifth career Opening Day start, but the previous four came at shortstop (2009 with Boston, 2013-14 with Oakland and 2015 with Houston)...drove in at least one run in each of his first three games (five RBI total), which was the longest-season opening streak by an A's player on an Opening Day roster since Jermaine Dye had a four-game streak in 2004...had his sixth career four-hit game April 19 at New York (AL)...hit .314 with 13 RBI in 24 games in April...it was the fifth time in his career he hit .300 or better in the first month of the season...was batting .302 in 32 games when he was placed on the 15-day disabled list May 11 retroactive to May 10 with a right shin contusion...was reinstated on May 25...hit a game-tying home run in the ninth inning June 4 at Houston to snap his season-opening 40-game homerless streak, which was the longest such streak of his career...was placed on the 15-day DL Aug. 5 retroactive to Aug. 4 with a bunion on his left foot...had successful surgery on his left toe and foot Aug. 31 at Houston Methodist Hospital in Houston, Tex...Dr. Kevin Varner performed a left great toe repair with a left foot bunionectomy.

2015—Returned to Houston after two seasons with the A's and batted .222 with nine home runs and 30 RBI in 69 games...missed 83 games while on the disabled list with a torn ligament in his right thumb...23 of his 51 hits (45.1%) were for extra bases...walked 28 times for a .312 on-base percentage...made 45 starts at third base, 16 at shortstop and one at designated hitter...each of his 16 starts at short came before going on the DL...all 45 of his starts at third came following his return from the DL...did not commit an error in 17 games and 74 total chances overall at shortstop...committed three errors in 47 games at third base for a .966 fielding percentage...matched his career high with five intentional walks...broke up a combined no-hit bid by four Cleveland pitchers with a solo home run off Nick Hagadone with one out in the bottom of the ninth inning on April 9...tore the ligament in his right thumb sliding into home plate April 27 at San Diego and was placed on the 15-day disabled list the next day...was transferred to the 60-day DL May 18...was reinstated from the DL July 30 and started at third base that day against Los Angeles (AL)...it was his first start at third base since Sept. 27, 2011 at Baltimore...homed in the fourth inning on Aug. 31 against Seattle to snap a career-high 0-for-28 streak...hit his second career grand slam Sept. 6 against Minnesota...hit his first career pinch homer Sept. 13 at Los Angeles (AL)...played in four postseason games for Houston and went 0-for-4 with a strikeout, all as a pinch hitter...made his lone defensive appearance in the postseason at third base in Game 3 of the ALDS against Kansas City after pinch hitting for Marwin Gonzalez.

2014—Batted .249 with six home runs and 50 RBI in 136 games in his second season with the A's...missed 16 games at the end of August with a fractured right index finger...had career highs in intentional walks (5) and hit by pitches (5)...hit .278 with a .400 on-base percentage over his first 31 games through May 5. .168 with a .244 on-base percentage over a 43-game stretch from May 6 to June 25 and .289 with a .331 on-base percentage over his final 62 games...all six of his home runs were solo shots...in Oakland history, the only player with more home runs in a season, all of which came with the bases empty, is Jeremy Giambi (8 in 2002)...appeared exclusively at shortstop on defense, where he made a team-leading 129 starts...committed 13 errors for a .974 fielding percentage...had a career-high tying 16-game reaching base streak from April 19 to May 6...hit .269 with a .347 on-base percentage during the streak...had a two-run double in the seventh inning May 12 against Chicago (AL) for his 500th career hit...matched his career high with three walks May 31 against Los Angeles-AL (fifth time)...was on the 15-day disabled list from Aug.

14 to 31 with a fractured right index finger...started each of the A's final 26 games at shortstop... had the game-winning RBI single in the bottom of the ninth inning Sept. 6 against Houston...it was his third career walk-off RBI, his first as an Athletic.

2013—Was acquired by the A's from Houston in February and batted .290 with 45 doubles, two triples, 15 home runs and 75 RBI in 154 games...set an Oakland record for hits by a switch-hitter (175)...the doubles ranked second in the American League...prior to 2013, he had not appeared in more than 97 games in any of his five seasons in the majors...posted career highs in batting average, at bats (603) and hits (175)...led AL shortstops in slugging percentage (.472), doubles (40) and extra base hits (54)...started 150 games, including 115 at shortstop, 23 at second base and 12 at designated hitter...committed 16 errors in 119 games overall at shortstop for a .962 fielding percentage...the fielding percentage was the lowest among Major League shortstops... had 18 errors overall, which tied for second most among all AL fielders (Ramirez, CWS 22)...had a career-high 62-game homerless streak from April 9 to June 20...went 4-for-4 April 19 at Tampa Bay, matching his career high in hits...went 2-for-9 in the 19-inning game April 29 against Los Angeles (AL) to tie the Oakland record for at bats in a game...batted .330 in June...tied an Oakland record for putouts in a nine inning game by a second baseman June 8 against Chicago (AL) with eight...had a career-high 12-game hitting streak from Aug. 18-30 (20-for-50, .400)...led the majors and set an Oakland record with 13 doubles in August...started all five games at shortstop in the ALDS against Detroit and went 3-for-20 (.150) with a home run and three RBI.

2012—Led the Astros in walks (43) and ranked second in home runs (16) in his first season with Houston...the home runs were third among all National League shortstops...also ranked second among NL shortstops with his .436 slugging percentage...played 93 games, including 90 starts at shortstop, posting a .980 fielding percentage at the position...had the best fielding percentage among NL shortstops with 90 or more games and ranked seventh in the Majors...began the season on the disabled list and missed the first six games of the season with a sprained right thumb...activated April 13...sustained a sprained right ankle, which placed him on the DL for a second time from July 15 to Aug. 11...combined to play in six minor league games while on injury rehab assignments, including four playoff games.

2011—Had a career-high four triples in 88 games in a season that included a trip to the disabled list...saw action at all four infield positions with 49 games at shortstop, 33 at third base, four at first base and one at second base...hit .330 against left-handed pitching, the seventh-best mark in the American League among players with at least 115 plate appearances against lefties...hit an AL-best .368 in April...was on the 15-day DL with a left shoulder strain from June 17 to Aug. 7...began a 5-4-3 triple play in game two of a doubleheader Aug. 16 against Tampa Bay...it was just the second triple play turned by Boston since 1980 and the club's first since shortstop John Valentin's unassisted triple play July 8, 1994 against Seattle.

2010—Started the season on the disabled list with mononucleosis but hit .287 with nine home runs in 55 games after joining the Red Sox on July 21...made 24 starts at second base and 21 at shortstop...also appeared in seven games at first base, his first action at the position at the Major League level, and one at third base...posted a career-high, 16-game on-base streak, July 26-Aug. 21...hit his first career walk-off home run to lead off the bottom of the 11th inning Aug. 21 off Toronto's Casey Janssen...reached base safely in 23 consecutive starts from Aug. 27-Sept. 29...notched his first career multi-homer games Sept. 14 at Seattle and Oct. 3 against New York (AL).

2009—Limited to 32 games with the Big League club due to two trips to the disabled list...made an Opening Day roster for the first time in his career...appeared at second base (2 games), third base (4 games) and shortstop (26 games) for the second straight season...made his first career Opening Day start April 7 against Tampa Bay...was placed on the 15-day DL April 12 with a left wrist sprain...underwent an ulnar styloid excision and arthroscopic ligament repair on that wrist April 21...reinstated from the DL July 8 and optioned to Short-Season Single-A Lowell...recalled by the Sox from Triple-A Pawtucket July 18 but appeared in only 14 games before returning to the DL Aug. 7 with ulnar neuritis in his left wrist...reinstated Sept. 8...belted his first career grand slam off Chris Perez on the final day of the regular season, Oct. 4 against Cleveland...played in all three of Boston's ALDS games against Los Angeles but made no starts.

2008—Saw his first Major League action, playing most of the year with the Red Sox...finished among American League rookie leaders in doubles (5th, 25), triples (t-6th, 3), walks (8th, 35) and extra-base hits (10th, 30)...played with a non-displaced fracture in his left wrist for much of the season...appeared in 49 games at shortstop, 45 at third base and three at second base...became just the second switch-hitter to play at least 30 games at both shortstop and third base in his first ML season, joining Carlos Baerga (1990)...set a ML record for rookie shortstops by handling 155 chances without an error...selected to the ML roster April 10...started at third base in his ML debut April 15 at Cleveland and knocked a two-run single off Rafael Perez in the seventh inning for first hit...finished the game with three RBI, which was the most by a Red Sox in his first ML game since Merrill Combs also had three Sept. 12, 1947...connected for his first ML homer off Glen Perkins May 10 at Minnesota...optioned to Pawtucket May 11 and rejoined Boston July 12...made eight starts at shortstop in the postseason and hit .207 with two RBI in nine games overall...hit safely in each of his three ALDS games (.364), including a walk-off RBI single in the ninth inning of Game 4 to give the Sox a 3-2 win and clinch the series, 3-1...became just the fourth rookie ever to end a postseason series with a walk-off hit.

2007—Named the Red Sox Minor League Offensive Player of the Year, hitting a combined .298 with 47 doubles, 13 homers, 70 RBI and 82 runs in 133 games between Double-A Portland and Triple-A Pawtucket...named both a Minor League All-Star and Double-A All-Star by *Baseball America*...was selected to the Eastern League All-Star Game...played for the Mesa Solar Sox in the Arizona Fall League, hitting .163 with 14 RBI in 24 games...prior to the season, rated the No. 5 prospect in the Red Sox organization according to *Baseball America*.

2006—Spent the entire year with Single-A Wilmington...tied for fourth in the Carolina League with six triples...for the second straight year, won Boston Minor League Quality Plate Appearances Award for the month of August...hit .327 with nine doubles, two homers, three triples and 12 walks in the month...hit .231 in three postseason games for the Blue Rocks...entered 2006 as the No. 9 prospect in the Red Sox system, according to *Baseball America*.

2005—In his first pro campaign, named a New York-Penn League All-Star with Short-Season Single-A Lowell...led the league with a .429 on-base percentage and tied for fifth with a .328 batting average...won the organization's Quality Plate Appearances Award in August, hitting .341 with 21 walks compared to 13 strikeouts in 25 games.

PERSONAL/MISCELLANEOUS

Jed Carlson Lowrie...graduated from North Salem HS in Oregon...went on to attend Stanford University where he earned First-Team All-American and All-Pac-10 honors from *Baseball America* in both 2004 and 2005...hit .338 with 47 doubles, 31 homers, 162 RBI and 143 runs scored in 179 games over three seasons while with the Cardinal...as a sophomore in 2004, captured Pac-10 Player of the Year honors after winning the conference Triple Crown with a .399 batting average, 17 home runs and 68 RBI...was a 2004 national semifinalist for the Dick Howser Trophy, presented annually to the nation's top collegiate player...traveled to Colombia in January 2015 as a Sports Envoy in Major League Baseball's "Diamond Diplomacy" program in conjunction with the U.S. Department of State...is married, Milessa...they have a daughter, Saige, and a son, Miles...founded the A's Jedi Warriors program, which provides A's tickets, batting practice visits and specially-designed t-shirts to military families...was the A's nominee for the prestigious Roberto Clemente Award in 2014.

DIVISION SERIES RECORD

Year	Club/Opp.	AVG.	G	AB	R	H	2B	3B	HR	RBI	SH	SF	HP	BB	SO	SB	CS	SLG	OBP	E
2008	BOS vs. LAA	.364	3	11	2	4	0	0	0	1	0	0	1	1	3	0	0	.364	.462	1
2009	BOS vs. LAA	.000	3	2	0	0	0	0	0	0	0	0	0	0	1	0	0	.000	.000	0
2013	OAK vs. DET	.150	5	20	2	3	1	0	1	3	0	0	2	7	0	0	0	.350	.227	0
2015	HOU vs. KC	.000	3	3	0	0	0	0	0	0	0	0	0	0	1	0	0	.000	.000	0
Totals		.194	14	36	4	7	1	0	1	4	0	0	1	3	12	0	0	.275	.194	1

LEAGUE CHAMPIONSHIP SERIES RECORD

Year	Club/Opp.	AVG.	G	AB	R	H	2B	3B	HR	RBI	SH	SF	HP	BB	SO	SB	CS	SLG	OBP	E
2009	BOS vs. TB	.111	6	18	2	2	1	0	0	1	0	1	0	4	4	0	0	.167	.261	0

ALL-STAR GAME RECORD

Year	Club/Site	AVG	G	AB	R	H	2B	3B	HR	RBI	SH	SF	HP	BB	SO	SB	CS	SLG	OBP	E
2018	A.L./WAS	.000	1	2	0	0	0	0	0	0	0	0	0	1	0	0	0	.000	.333	0

LOWRIE'S CAREER BESTS

Hits: 4 (nine times), last: June 26, 2018 at Detroit

Home Runs: 2 (three times), May 8, 2017 vs. Los Angeles (AL); October 3, 2010 vs. New York (AL); September 14, 2010 at Seattle

Runs Batted In: 5, September 19, 2017 at Detroit

Stolen Bases: 1 (seven times), last: April 8, 2015 vs. Cleveland

Hitting Streak: 12, August 18 to 30, 2013

Hitless Streak (At Bats): 28, August 19 to 31, 2015

Game Ending RBI: 6, July 16, 2021 vs. Cleveland (home run); September 8, 2017 vs. Houston (single); May 8, 2017 vs. Los Angeles-AL (home run); September 6, 2014 vs. Houston (single), August 21, 2010 vs. Toronto (home run), August 1, 2008 vs. Oakland (single)

Grand Slams: 3, September 19, 2017 at Detroit (Alex Wilson); September 6, 2015 vs. Minnesota (Trevor May), October 4, 2009 vs. Cleveland (Chris Perez)

Pinch-Hit Home Runs: 1, September 13, 2015 at Los Angeles-AL (Huston Street)

Inside-The-Park Home Runs: None

Lead Off Home Runs: None

INFIELDER**Height/Weight:** 5-11 / 185**Bats/Throws:** Left / Right**Birthdate:** September 25, 1993**Opening Day Age:** 28**Birthplace/Resides:** Humacao, Puerto Rico / San Lorenzo, Puerto Rico**Major League Service:** 1 year, 43 days**Obtained:** Acquired from Philadelphia for cash considerations, December 12, 2019**Contract Status:** First year of a one-year contract through 2022[@Vimael25](#) [Updated Stats](#)**CAREER HIGHLIGHTS**

Was selected by the Chicago Cubs in the 10th round of the 2015 draft and spent five seasons in the Cubs organization before he was drafted by Philadelphia in the 2019 Rule 5 Draft and immediately traded to Oakland...made his Major League debut with the A's in 2020 and is a .179 hitter with one RBI in 39 games over two seasons with Oakland...is a .271 career hitter with 36 home runs and 264 RBI in 540 games in the minors...has played every position as a minor leaguer, including 179 at second base, 178 at third base, 86 at shortstop, 52 at first base, six in left field, two at pitcher and one each at catcher, center field and right field.

2021 HIGHLIGHTS

- Batted .125 with one RBI in 15 games over four stints with the A's.
- Was 2-for-9 (.222) against left-handed pitchers, 2-for-23 (.087) against right-handers.
- Went 0-for-3 with runners in scoring position and is now 0-for-20 in his career.
- Made seven starts at shortstop, three at second base and one at third base...was also 0-for-2 in two pinch hitting appearances.
- Spent the balance of the season with Triple-A Las Vegas where he batted .295 with 11 home runs and 58 RBI in 89 games.
- Ranked third in the A's farm system in batting and on-base percentage (.389) and fifth in slugging percentage (.479)...also tied for second in triples (6), ranked fifth in runs (65), sixth in hits (99), seventh in RBI, tied for eighth in extra base hits (34) and ninth in walks (49).
- The home runs matched his career high from 2017...had career highs in triples, slugging percentage and OPS (.868) and matched his best in runs and hit by pitches (5).
- Tied for fourth in the Triple-A West in triples, ranked fifth in on-base percentage and tied for eighth in walks.
- Hit .320 (81-for-253) with a .964 OPS and 10 of his 11 home runs against right-handed pitchers...batted .217 (18-for-83) with a .578 OPS against left-handers.
- Hit .367 with a 1.049 OPS at home, .212 with a .654 OPS on the road...had eight of his 11 home runs and 47 of his 58 RBI at home.
- Had a .321 batting average and eight of his 11 home runs with runners on base...was 4-for-10 with two grand slams, a triple and 17 RBI with the bases loaded.
- Had a .455 batting average and five of his 11 home runs in the third inning.
- Made 56 starts at third base, 24 at second base and three at shortstop...also appeared in two games at first base...committed nine errors, including five as a third baseman (.961 fielding percentage), three as a second baseman (.971) and one as a shortstop (.952).
- Was 6-for-20 (.300) in five starts at designated hitter...singled in his only pinch hitting appearance.
- Hit in every spot in the order except second...saw his most action with 50 games batting fifth.
- **DAY-BY-DAY:** Began the year at the A's alternate site and was recalled by Oakland for the first time on April 16...singled in his first at bat on April 17 against Detroit but then went hitless in his next 19 at bats and was 1-for-20 in nine games when he was optioned to Las Vegas May 14...collected his first career RBI April 27 at Tampa Bay on a ground out in the second inning...went 8-for-19 (.421) over his first five games with the Aviators but then had a 5-for-33 (.152) stretch from May 23-June 3...was batting .254 with no home runs and eight RBI over his first 19 games through June 10...then hit .357 with three home runs and 20 RBI over his

next 10 games from June 11-21...had a career-high seven RBI in a 21-16 loss to Reno on June 14...slugged his first grand slam of the season in the Aviators 11-run third inning...homered twice on June 21 vs. Tacoma, his first career multi-homer game...was hitting .300 with three home runs and 28 RBI in 31 games when he was recalled by Oakland for a second time on June 25...grounded out as a pinch hitter June 26 at San Francisco in his only game before he was optioned back to Las Vegas June 29...batted .313 with 23 RBI in 21 games with Las Vegas in June and then hit .311 with six home runs and 18 RBI in 26 games in July...hit safely in a season-high six straight games from July 2-8 (9-for-24, .375)...scored four runs in a game for the first time in his career on July 6 against Sacramento...reached base safely in a season-high 17 consecutive games from July 10-30...went 24-for-68 (.353) with four doubles, a triple, five home runs, 14 RBI and seven walks (.421 on-base percentage) during the streak...matched his season high by hitting in six straight games from July 17-23 (12-for-23, .522)...had his second career two-homer game, including a first inning grand slam, and drove in five runs on July 19 vs. El Paso...homered four times over a four-game stretch from July 19-23...recalled for his third stint with Oakland on Aug. 14 when Andrus went on the paternity list and went 2-for-7 (.286) in three starts at shortstop before he was sent back to the Aviators on Aug. 17 when Andrus returned...singled in the third inning on Aug. 15 at Texas to snap a career-high 0-for-23 streak...collected his first career two-triple game Aug. 20 against Albuquerque...then went 5-for-26 (.192) over his next eight games...had his first career four-strikeout game Sept. 3 at Sugarland...collected a pair of doubles on Sept. 18 at Sacramento to put his overall batting average with the Aviators at .300...then went 4-for-19 (.211) over his final five games with Las Vegas to finish the Triple-A portion of his campaign with a .295 average...joined Oakland for his final stint on Sept. 26 and went 1-for-4 (.250) in two games before he was placed on the injured list Oct. 1 with a stomach illness...missed the remainder of the season.

CAREER

2020—Was selected by the Phillies from the Cubs in the 2019 Rule 5 Draft and was traded to A's the same day...spent the entire season with Oakland and batted .206 with two doubles and no RBI in 24 games in his Major League debut...walked eight times for a .296 on-base percentage...hit .105 over his first nine games through Aug. 26, .250 over his final 15 contests...made 16 of his 18 starts in games in which the opponent started a right-handed pitcher...batted .214 against right-handers and was 1-for-7 (.143) against left-handers...the one hit off a lefty was a double and he drew five of his eight walks against southpaws for a .786 OPS (.486 vs. righties)...hit .243 during the day, .154 with all eight of his walks at night...was 0-for-17 with runners in scoring position...the at bats were the most in the majors among players with no hits with RISP...had a .400 average when leading off an inning...batted .273 with no outs, .200 with one out and .125 with two outs...hit .300 over innings one through six, .043 from the seventh inning on...was 5-for-9 (.556) when putting the first pitch in play...batted .065 with two strikes...started seven games at third base, five at shortstop, four at designated hitter and two at second base...played all four infield positions as he also had two games at first base...committed two errors, both in his six games at shortstop...was 6-for-16 (.375) as a shortstop, 7-for-47 (.149) at all other positions...struck out in his only at bat as a pinch hitter...made nine starts batting eighth, five in the nine spot and four hitting seventh...was on the A's Opening Day roster and made his Major League debut in the third game of the season on July 26 against Los Angeles (AL)...started at designated hitter and went 0-for-3 with two grounded into double plays...started at second base July 29 against Colorado, his only defensive start over his first eight games...went 0-for-8 over his first four games before singling off Kevin Gausman in the third inning Aug. 15 at San Francisco for his first Major League hit...reached base safely in eight consecutive games from Aug. 26 to Sept. 9...went 7-for-24 (.292) with five walks (.414 on-base percentage) during the streak...made his first three career starts at shortstop in the three-game series against San Diego from Sept. 4-6 and hit safely in all three games (3-for-11, .273)...was 3-for-3 in the second game of the doubleheader Sept. 8 against Houston for his first career multiple-hit game...doubled in the fourth inning of that contest for his first extra base hit...was on the A's roster for the American League Wild Card Series against Chicago but did not play...was replaced by Jordan Weems on the ALDS roster...played for Caguas in the Puerto Rican Winter League following the season and hit .345 with seven RBI and six walks (.435 on-base percentage) in 16 games...ranked third in the PRWL in batting and on-base percentage and tied for third in hits (20).

2019—Spent most of the season at Double-A Tennessee in the Chicago Cubs organization, batting .294 with six home runs, 61 RBI and 63 walks (.403 on-base percentage) in 117 games... also had two stints with Iowa, going 8-for-25 (.320) in 12 games...combined for a .295 average, seven home runs, 65 RBI and 69 walks (.390 on-base percentage) in 129 games overall...had minor league career highs in on-base percentage (.390), hits (132), doubles (27), extra base hits (36), walks, stolen bases (8), hit by pitches (5), intentional walks (10), sacrifice flies (7), games and at bats (447)...led the Cubs farm system in walks, tied for second in hits, tied for third in doubles and RBI, ranked fifth in total bases (184) and seventh in extra base hits...his on-base percentage was the best among Cubs full-season minor leaguers and his batting average ranked second...led the Southern League in on-base percentage (.386), tied for the lead in walks (63), tied for third in hits (124), ranked fifth in doubles (26), sixth in batting (.294) and 10th in RBI (61) and OPS (.789)...was named to the SL Midseason All-Star team...batted .302 with six of his seven home runs against right-handed pitching compared to .281 against left-handers...had a .375 batting average with runners in scoring position, including .383 with RISP and two outs...was 5-for-8 (.625) with three doubles and a home run with the bases loaded...hit six of his seven home runs in his home ballpark...started 45 games at shortstop, 43 at second base, 23 at third base, six at first base and one at catcher...made eight errors at shortstop (.949 fielding percentage), three at third base (.940), three at second base (.984) and one at first base (.984)...also played one game at each outfield position, all in one game on Aug. 30 when he played every position except pitcher...went 2-for-9 (.222) in two games at designated hitter and was 1-for-3 (.333) as a pinch hitter...hit in every spot in the order except sixth...saw most of his time batting second (47 games), third (39 games) and fifth (24 games)...began the year at Tennessee and hit safely in each of his first four games (4-for-13, .308) before he was transferred to Iowa April 11...went 6-for-19 (.316) with four walks in 10 games before he was sent back to Tennessee April 26...struck out just once in 75 plate appearances over a 19-game stretch from April 28 to May 18...hit .405 over a 22-game span from May 2 to 26...was a perfect 4-for-4 with a walk, two doubles and a triple May 17 at Jackson...had another four hit game May 22 against Pensacola...was named SL Player of the Week for the week of May 20-26 after going 10-for-21 (.476) with six runs, six RBI and four walks in five games...earned SL Player of the Month honors in May after hitting .369 with 12 doubles, one triple, one home run and 17 RBI in 27 games (.440 on-base percentage, .527 slugging percentage, .981 OPS)...stole two bases in a game for the first time in his career, June 14 at Pensacola...started at second base for the North in the SL All-Star Game June 18 and went 2-for-5 with a run scored...hit his first career grand slam June 25 at Chattanooga...singled, walked a career-high tying three times and had a sacrifice fly in five plate appearances at Chattanooga on July 30...hit safely in each of his final 14 games with Tennessee from Aug. 16-31, which was his longest hitting streak of the season...went 19-for-53 (.358) with 11 RBI, nine runs and nine walks during the streak...played every position except pitcher Aug. 30 at Mobile...started the game at catcher, his first career appearance behind the plate...then played, in order, one inning at third, short, second, first, left, center and right, before returning to third base in the ninth inning...it was also his first career appearances in center and right...went 2-for-4 with a RBI in the game, a 5-4 Smokies win...was moved up to Iowa Sept. 1 and was 2-for-6 (.333) with a home run and four RBI in two regular season games...then went 8-for-23 (.348) with two doubles, two home runs, two RBI, two walks and two stolen bases in five games for Iowa in the Pacific Coast League Semifinals against Round Rock...played for Caguas in the Puerto Rican Winter League following the season and batted .333 with 10 RBI in 28 games.

2018—Began the year at Single-A Myrtle Beach and was hitting .209 with two home runs and 14 RBI in 33 games when he was moved up to Double-A Tennessee May 16...batted .220 with five home runs and 28 RBI in 79 games with the Smokies and combined for a .217 average, seven home runs and 42 RBI in 112 games overall...added 67 walks for a .343 on-base percentage...ranked third in the Cubs farm system in walks...hit .217 with all seven of his home runs against right-handed pitching, .215 against left-handers...batted .316 with runners in scoring position and two outs...connected for five of his seven home runs after the All-Star Break...started games at all four infield positions (48 at second base, 20 at third base, 12 at first base, five at shortstop) plus one in left field...committed eight errors, including four as a second baseman (.980 fielding percentage)...also hit .269 in 14 games at designated hitter and was 2-for-6 (.333) with a walk and a RBI as a pinch hitter...saw his most action with 32 games batting second and 25 hitting third...had a 16-game reaching base streak from April 12 to May 2...went 18-for-52 (.346) with 20

walks (.434 on-base percentage) during the streak...was 4-for-6 with three RBI April 14 at Down East, his first of two four-hit games...batted .257 in April but walked 18 times in 22 games for a .416 on-base percentage...went 17-for-34 (.500) with 10 RBI and eight walks over a 13-game span from May 23 to June 6...was a perfect 4-for-4 with a career-high three doubles July 22 at Biloxi...hit .314 with two home runs, 14 RBI and 19 walks (.413 on-base percentage) in 34 games for Caguas in the Puerto Rican Winter League.

2017—Played for the Cubs two Single-A affiliates at South Bend and Myrtle Beach and combined to hit .303 with 11 home runs and 72 RBI in 117 games...had career highs in batting, home runs, RBI and runs scored (65)...led the Cubs farm system in hits (130) and ranked third in RBI...hit .342 on the road, .323 in the seventh inning or later and .315 with runners in scoring position...started 36 games at third base, 26 at second base, 22 at first base, four at shortstop and one in left field...also made his second career appearance as a pitcher in the second game of an April 7 doubleheader at West Michigan (1.2 ip, 2 h, 1 r, 1 er, 1 bb, 2 so)...hit his first career home run and drove in five runs April 26 at Lansing...it snapped a career-opening 102-game homerless streak...went 19-for-44 (.432) with 11 RBI over a 12-game stretch from May 30 to June 11...hit six of his 11 home runs and had 21 RBI over a 15-game stretch from June 29 to July 14...batted .327 in June and then hit .362 in July...went 12-for-22 (.545) with nine runs, a double, two home runs and seven RBI in a four-game series at Daytona July 7-10...that included a career-high five-hit game on July 9 when he also drove in four runs...went 23-for-52 (.442) with 13 runs and 13 RBI during an 11-game hitting streak, the final four of which came following his July 14 promotion to Myrtle Beach...was 3-for-6 (.500) with a double and a walk in two postseason games.

2016—Began the season in extended Spring Training before joining Triple-A Iowa on June 14...had two stints on the DL and also played for Short-Season Single-A Eugene and Single-A South Bend...batted a combined .267 with no home runs and 17 RBI in 49 games...added 23 walks for a .377 on-base percentage...batted .364 with a .462 on-base percentage when leading off an inning...started 19 games at second base, 12 at third base, four at shortstop and three in left field...committed five errors, all as a second baseman...also pitched for the first time in his career on July 8 at Colorado Springs (0.1 ip, 2 h, 1 bb)...was on the Iowa disabled list from June 28 to July 5 with a strained right calf...returned to the DL with the calf injury July 12 and was reinstated and transferred to Eugene July 19...was moved up to South Bend July 26...went 2-for-9 (.222) with a triple and two walks in three postseason games.

2015—Bounced between Short Season Eugene and Single-A South Bend in his professional debut and hit a combined .179 with 10 RBI in 44 games...started 18 games at third base, 17 at shortstop and five at second base...went 1-for-3 in his first game with Eugene on June 25 against Boise...had two doubles July 2 at Hillsboro, was promoted to South Bend July 3, and had two doubles the next day at Bowling Green...returned to Eugene Aug. 14 and was sent back to South Bend Aug. 25 to finish the year.

PERSONAL/MISCELLANEOUS

Vimael Machín Soto was originally signed by Cubs scout Billy Swoope...attended Puerto Rico's Baseball Academy High School...graduated from Virginia Commonwealth University where he was a three-time all-conference selection...led VCU with a .339 batting average and 53 RBI in 2015.

LIFETIME PLAYING RECORD

Year	Club	AVG	G	AB	R	H	2B	3B	HR	RBI	SH	SF	HP	BB	SO	SB	CS	OBP	SLG	E
2015	Eugene	.188	11	32	2	6	2	0	0	3	0	0	2	1	6	1	1	.257	.250	2
	South Bend	.177	33	113	9	20	4	0	0	7	0	1	0	15	20	1	0	.271	.212	4
2016	Iowa	.278	14	18	7	5	0	0	0	1	0	0	7	4	0	1	0	.480	.278	1
	Eugene	.429	4	14	2	6	0	0	0	5	0	2	0	3	2	2	0	.474	.429	2
2017	South Bend	.243	31	103	11	25	6	0	0	11	2	0	2	13	23	3	0	.339	.301	2
	South Bend	.320	72	272	46	87	17	1	10	57	6	3	0	24	33	4	2	.371	.500	11
	Myrtle Beach	.274	45	157	19	43	6	0	1	15	0	0	0	16	31	0	2	.341	.331	2
2018	Myrtle Beach	.209	33	110	20	23	6	0	2	14	0	2	1	28	23	1	0	.369	.318	5
	Tennessee	.220	79	250	30	55	10	1	5	28	2	2	3	39	54	2	1	.330	.328	3
2019	Tennessee	.294	117	422	47	124	26	1	6	61	1	7	5	63	57	8	2	.386	.403	13
	Iowa	.320	12	25	7	8	1	1	1	4	0	0	0	6	5	0	0	.452	.560	2
2020	OAKLAND	.206	24	63	11	13	2	0	0	0	0	0	0	8	10	0	0	.296	.238	2
2021	OAKLAND	.125	15	32	1	4	0	0	0	1	2	0	0	3	10	0	0	.200	.125	2
	Las Vegas	.295	89	336	65	99	17	6	11	58	0	3	5	49	72	2	1	.389	.479	9
Major League Totals		.179	39	95	12	17	2	0	0	1	2	0	0	11	20	0	0	.264	.200	4
Minor League Totals		.271	540	1852	265	501	95	10	36	264	11	20	18	264	330	24	10	.364	.391	56

LIFETIME PITCHING RECORD

Year	Club	W	L	ERA	G	GS	CG	SHO	SV	IP	H	R	ER	HR	HB	BB	IBB	SO	WP	BK
2016	Iowa	0	0	0.00	1	0	0	0	0	0.1	2	0	0	0	0	1	0	0	0	0
2017	South Bend	0	1	5.40	1	0	0	0	0	1.2	2	1	1	0	0	1	0	2	0	0
Minor League Totals		0	1	4.50	2	0	0	0	0	2.0	4	1	1	0	0	2	0	2	0	0

CAREER TRANSACTIONS

2011 — Selected by the San Diego Padres organization in the 29th round of the First-Year Player Draft; did not sign. **2015** — Selected by the Chicago Cubs organization in the 10th round of the First-Year Player Draft. **2019** — Selected by the Philadelphia Phillies in the Major League Rule 5 draft, December 12. Traded to the Oakland Athletics for cash considerations, December 12. **2021** — On the injured list, October 1 to 3.

WILD CARD RECORD

Year	Club/Opp.	AVG.	G	AB	R	H	2B	3B	HR	RBI	SH	SF	HP	BB	SO	SB	CS	OBP	SLG	E
2020	OAK vs. CWS																			

(On roster — did not play)

MACHÍN'S CAREER BESTS

Hits: 3, September 8, 2020 vs. Houston
Home Runs: None
Runs Batted In: 1, April 27, 2021 at Tampa Bay
Stolen Bases: None
Hitting Streak: 4, August 29 to September 6, 2020
Hitless Streak (At Bats): 23, April 17 to August 14, 2021
Game Ending RBI: None
Grand Slams: None
Pinch-Hit Home Runs: None
Inside-The-Park Home Runs: None
Lead Off Home Runs: None

FRANCHISE FACTS

All-Time Record	9150-9552	West Division Championships	17
Philadelphia	3886-4248	Wild Card Championships	4
Kansas City	829-1224	Most Valuable Players	11
Oakland	4435-4080	Cy Young Award Winners	5
World Championships	9	Rookies of the Year	8
Philadelphia	5	Managers of the Year	4
Oakland	4	Hall of Famers	17
American League Championships	15		
Philadelphia	9		
Oakland	6		

**LEFT-HANDED PITCHER****Height/Weight:** 6-5 / 245**Bats/Throws:** Right / Left**Birthdate:** February 1, 1992**Opening Day Age:** 30**Birthplace/Resides:** Valparaiso, Indiana / San Francisco, California**Major League Service:** 5 years, 157 days**Obtained:** Acquired from Kansas City with Aaron Brooks for Ben Zobrist and cash, July 28, 2015**Contract Status:** First year of a one-year contract through 2022
[@seanmanaea](#)
[Updated Stats](#)
CAREER HIGHLIGHTS

Made his Major League debut with Oakland in 2016 and is 50-41 with a 3.86 ERA in 129 games, 128 starts, in six seasons with the A's...was originally drafted by Kansas City as a Competitive Balance pick following the first round of the 2013 draft and was dealt to the A's just prior to the 2015 trading deadline in the Ben Zobrist deal...tossed the seventh no-hitter in Oakland history and the 12th in Athletics history on April 21, 2018 against Boston...pitched in the Arizona Fall League in 2015 and started for the East in the AFL Fall Stars Game...led the Carolina League and the Royals farm system with 146 strikeouts in 2014...was rated as the Royals number six prospect by *Baseball America* following the 2013 season and number three after 2014...was rated as the A's number two prospect following the 2015 season.

2021 HIGHLIGHTS

- Went 11-10 with a 3.91 ERA in 32 starts and has now posted a winning record in five consecutive seasons...is one of five pitchers in Oakland history with at least five straight winning seasons...Tim Hudson did it six straight years from 1999-2004 and Catfish Hunter (1970-74), Dave Stewart (1986-1990) and Dennis Eckersley (1988-92) all had five straight.
- It was his third 10-win season and he joins Trevor Cahill as the only A's pitchers over the last 16 years with three 10-win seasons.
- Is now 50-41 with a 3.86 ERA and 641 strikeouts in 129 games, including 128 starts, in six seasons with the A's...the wins, strikeouts and games started are the most by an A's pitcher over the last 18 years...in the Wild Card era (1995-present), the only A's pitchers with more wins, strikeouts and starts are Barry Zito (102 wins, 1098 strikeouts, 224 starts), Tim Hudson (92, 899, 183) and Mark Mulder (81, 668 and 150).
- Had a career-high 194 strikeouts and walked just 41 in a career-high 179.1 innings...the strikeouts ranked eighth in the American League and were the seventh best single season total in Oakland history...his average of 9.74 strikeouts per nine innings was the second best mark in Athletics history to Frankie Montas, who averaged 9.96 this year...his 4.73 strikeout-to-walk ratio ranked fourth in the AL and was second best in Athletics history to Brandon McCarthy's 4.92 in 2011...his average of 2.06 walks per nine innings was sixth lowest in the AL...now has an average of 2.23 walks per nine innings in his career, which is fourth lowest in Oakland history (min. 500 ip).
- Also tied for the AL lead in starts, ranked fourth in pitches (2980), eighth in innings pitched, ninth in opponents OPS (.719) and on-base percentage (.304) and 10th in ERA, slugging (.415) and batting average (.255)...was the only AL pitcher and one of five in the majors with two shutouts...was one of two AL pitchers with two complete games (Cole, NYY).
- In addition to strikeouts and innings pitched, he also had career highs in starts, complete games, shutouts, hits (179), earned runs (78), home runs (25) and pitches (2980) and matched his high in losses.
- Was 6-2 with a 2.99 ERA over his first 14 starts through June 14 but then went 5-8 with a 4.68 ERA over his final 18 starts...allowed eight home runs over his first 14 starts, 17 after that...

**ATHLETICS BEST
STRIKEOUT-TO-WALK
RATIO**

4.92	Brandon McCarthy, 2011
4.73	Sean Manaea, 2021
4.03	Bartolo Colon, 2013
3.91	Dan Haren, 2006
3.84	Rube Waddell, 1904

struck out 78 over his first 14 (8.63 per nine innings), 116 over his last 18 (10.65 per nine innings)...was seventh in the AL in ERA and tied for 10th in wins through June 14...tied for fifth in losses from June 15 through the end of the season.

- His opponents batting average broke down to .204 (34-for-167) with a .590 OPS against left-handed hitters compared to .271 (145-for-534) with a .758 OPS against right-handers...his OPS against lefties was second lowest in the AL (Greinke, HOU .565)...issued 34 of his 41 walks and yielded 50 of his 60 extra base hits to righties.
- Opponents batted .233 with a .668 OPS the first time through the order, .269 with a .731 OPS the second time and .267 with a .778 OPS after that...his career splits are .228/.649 the first time, .254/.720 the second time and .274/.784 after that.
- His .255 opponents batting average increased to .274 with runners in scoring position.
- Was 3-3 with a 2.50 ERA and six home runs in 12 starts on four days rest compared to 8-6 with a 4.73 ERA and 17 home runs in 19 starts on five days rest or more...over the last three years, he is 7-4 with a 2.96 ERA in 20 starts on four days rest, 12-7 with a 4.20 ERA in 25 starts on five days rest or more.
- Went 4-0 with a 3.94 ERA in six starts against AL Central teams and now has a 12-game winning streak against the Central dating back to Aug. 23, 2016...has a 2.39 ERA (24 er in 90.1 ip) and .222 (74-for-334) opponents batting average during the streak, which spans 15 starts...his last loss came on July 5, 2016 at Minnesota...is 13-2 with a 2.85 ERA (34 er in 107.1 ip) in 18 career starts vs. AL Central teams.
- Was 2-2 in five interleague starts but had a 2.67 ERA, .180 opponents batting average and .531 OPS...over the last two years, he is 4-3 with a 3.00 ERA in 10 interleague starts compared to 11-10 with a 4.37 ERA in 33 starts against AL competition.
- Had just one unearned run, which matched the fewest in Oakland history by a qualifier for the ERA title.
- Had a career-high 11 no decisions and the A's went 8-3 in those games...were 19-13 (.594) in his starting assignments and are 30-18 (.625) when he starts over the last three years.
- Walked two batters or fewer in 26 of his 32 starts, including eight starts with no walks and 13 with one...had three 10-strikeout games and is the 11th pitcher (12th time) in Oakland history with three or more 10-strikeout games...now has six in his career, which is tied for seventh most in Oakland history.
- **DAY-BY-DAY:** Allowed five runs on six hits and a season-high three walks in 4.2 innings for the loss in his first start on April 4 against Houston...it was his first of six games with three walks...then went 3-0 with a 1.50 ERA over his next four starts...picked up his first win of the season in the 100th game of his career, an 8-4 victory over Detroit on April 15...tossed a six-hit, seven-inning shutout in the A's 7-0 win over Minnesota in the first game of the doubleheader April 20...it was the 11th complete game shutout of fewer than eight innings in Oakland history (last: Mike Minor, Sept. 14, 2020 at Seattle)...it was his second career complete game and shutout, with the first being his no-hitter on April 21, 2018 against Boston...the start was the 100th of his career and he became the 25th pitcher in Oakland history to make 100 starts...went 0-1 with a 6.64 ERA and .326 opponents batting average over a four-start stretch from May 2 to 18...had 10 strikeouts on May 7 against Tampa Bay, but had a no decision in the A's 2-1 win...retired each of the first 18 batters he faced before walking Arozarena to start the seventh...then retired the next three before Brousseau led off the eighth inning with a double...allowed a season-high seven runs on a season-high 10 hits in 2.0 innings for the loss at Boston on May 13...has allowed seven or more runs in a start four times in his career, three of which have come at Fenway Park (8 on May 10, 2016; 7 on Sept. 12, 2017)...also allowed 10 hits in his next start on May 18 against Houston to become the first A's pitcher to yield 10 hits in back-to-back starts since Kendall Graveman in 2016 (April 25-May 2)...allowed one run or fewer in five consecutive starts from May 23 to June 14 and went 3-0 with a 0.84 ERA over that span...became the first A's pitcher with five consecutive games of one run or fewer and five innings pitched or more since Trevor Cahill (April 17-May 9, 2011)...had a no decision in the A's 6-5 loss at Los Angeles (AL) on May 23...left with a 4-1 lead but the bullpen blew the save...it was the first of three times the pen blew the save in a game in which he was the pitcher of record (July 16 vs. Cleveland, Sept. 3 at Toronto)...struck out Justin Upton to lead off the game for the 50,000th strikeout in Oakland history...fanned Taylor Ward to end the fourth inning for his 500th career strikeout...finished May 0-1 with a 4.78 ERA and .300 opponents batting average in six starts...is now 5-9 with a 5.51 ERA in 21

career starts in May...tossed a four-hit shutout in the A's 6-0 win at Seattle on June 2...it was his third career complete game and shutout, his second in 2021...logged a season-high 111 pitches, which are his most in a game over the last four years...then tossed 111 pitches in his next start on June 9 against Arizona when he combined with Petit, Trivino and Diekmann on a two-hit shutout in the A's 4-0 win...it was the second time in his career he did not allow a run in back-to-back starts (Sept. 14-20, 2016)...had a career-high 16.0-inning scoreless streak from June 2 to 14...lost four consecutive starts from June 20 to July 7 for the longest losing streak of his career (previous: 3, Aug. 1-18, 2017)...had a 3.91 ERA and .213 opponents batting average during the losing streak and received a total of four runs of support...struck out 11 batters in 5.1 innings June 20 at New York (AL) but was the losing pitcher in the A's 2-1 loss...the 11 strikeouts match the most in Athletics history by a pitcher with fewer than six innings pitched (Kirk Saarloos on Sept. 19, 2006 and Tim Hudson on June 8, 1999)...went 2-for-2 with a double on June 25 at San Francisco, collecting the first extra base hit by an A's pitcher since Joe Kennedy doubled on June 12, 2007 at Houston...was named AL Pitcher of the Month for June after going 3-2 with a 1.13 ERA and .181 opponents batting average in five starts...struck out 34 batters in 32.0 innings and allowed just one home run...it was the second time he was named Pitcher of the Month (April 2018)...based on a minimum of 30 innings, his ERA was the lowest by an A's pitcher in June since Lefty Grove had a 0.51 ERA in June of 1926...had the lowest ERA in the majors in June...had the lowest opponents OPS (.496), slugging percentage (.250), on-base percentage (.246) and batting average in the AL...struck out a career-high 13 batters in 7.0 innings in a 4-1 win at Seattle on July 22...matched the most strikeouts in Athletics history by a pitcher with seven innings or fewer (Montas, Sept. 27, 2020 vs. Seattle; Blue, April 9, 1971 vs. Kansas City) and equaled the seventh highest single-game total in Oakland history...Vida Blue is the only other Oakland lefty to fan 13 or more (five times, last: July 23, 1976 vs. Kansas City (13))...retired each of the first 16 batters he faced in a 10-4 win at San Diego on July 28...it was his third career start where he was perfect through at least five innings (Sept. 10, 2020 vs. Houston, 5.0; May 7, 2021 vs. Tampa Bay, 6.0)...according to the Elias Sports Bureau, he is the second pitcher in Oakland history with three or more starts where he was perfect through five innings (Barry Zito)...went 2-2 with a 3.30 ERA and .211 opponents batting average in five starts in July...struck out 41 and walked just five in 30.0 innings...the strikeouts tied for third in the AL in July and tied Mike Moore (1989) for the third highest total in July in Oakland history behind Vida Blue (55 in 1971, 42 in 1976)...tossed 1.2 innings in a no decision at Cleveland on Aug. 10...it was the second shortest start of his career (0.1, Aug. 17, 2017 vs. Baltimore)...yielded three home runs in a game for the first time in his career and allowed a season-high tying seven runs in 5.0 innings in a 7-4 loss at Texas on Aug. 15...sur-rendered three home runs again two starts later on Aug. 27 against New York (AL)...finished August 0-3 with a 9.90 ERA and .344 opponents batting average in five starts...the ERA was the highest by an Athletics pitcher in a month with 20 or more innings pitched since Carl Scheib posted a 9.99 ERA in July of 1947...tossed five innings or fewer in all five starts...is now 8-12 with a 6.01 ERA in 26 career starts in August...the losses are his most in any month and the ERA is his highest...then went 2-1 with a 3.77 ERA in five starts in September...struck out 32 and walked just four in 31.0 innings...is now 12-4 with a 2.55 ERA (37 er in 130.1 ip) in 22 career starts in the month...the wins are his most for any month of the season and the ERA is his lowest.

CAREER

2020—Went 4-3 with a 4.50 ERA in 11 starts...the ERA was the highest of his career as was his .270 opponents batting average...his .427 slugging percentage matched his high...went 4-1 with a 2.65 ERA and .234 opponents batting average over his final six starts dating back to Aug. 20...the wins tied for fourth most in the majors over that span...went 0-2 with a 7.65 ERA and .325 opponents average over his first five starts...tied for the team lead in starts...walked just eight batters in 54.0 innings, an average of 1.33 walks per nine innings...that was the lowest mark of his career and was sixth lowest in the majors among pitchers with 50 or more innings pitched...struck out 45 for a career-best 5.63 strikeout-to-walk ratio...had five starts without a walk, five with one and three in his other...had a 2.56 ERA and .233 opponents batting average over the first three innings of his starts compared to a 7.59 ERA and .319 opponents average from the fourth inning on...his .270 opponents batting average broke down to .250 against left-handed hitters compared to .277 against right-handers...issued seven of eight walks to righties...went 2-1 with

a 3.32 ERA and .182 opponents batting average in four starts during the day, 2-2 with a 5.29 ERA and .321 opponent average in seven starts at night...was 3-1 with a 3.91 ERA and .232 opponents batting average in five starts in Oakland, 1-2 with a 5.02 ERA and .302 opponents average in five starts on the road...was 2-1 with a 3.33 ERA in five interleague starts compared to 2-2 with a 5.67 ERA in six starts against the American League...had a .204 opponents batting average the first time through the lineup, .327 with seven of his eight walks after that...had a .281 batting average against batters leading off an inning but issued just one walk (.293 on-base percentage)...yielded a .222 average with the bases empty, .373 with runners on...opponents hit .375 with runners in scoring position and were 7-for-15 (.467) with RISP and two outs...allowed a .248 opponents average and four of his seven home runs with two strikes...was charged with five unearned runs, which tied for eighth most in the majors...tossed fewer than six innings in nine of his 11 starts... was 0-3 in four starts with two runs of support or fewer, 4-0 in seven starts with three or more... the A's were 7-4 (.636) in his starting assignments...began the season as the A's number two starter and took the loss in his first start on July 25 against Los Angeles (AL)...it was his first loss since Aug. 19, 2018 against Houston and it snapped a career-high tying five-game winning streak...lost again on July 31 at Seattle, which marked the first time he lost consecutive decisions since May 25-30, 2018...then went 2-0 with a 5.06 ERA in five starts in August...won four consecutive starts from Aug. 20-Sept. 10...allowed one earned run in each start and compiled a 1.61 ERA and .210 opponents average during the winning streak, which fell one short of his career high of five...tossed a season-high 7.0 innings Sept. 10 against Houston...retired each of the first 15 batters he faced before Reddick doubled to lead off the sixth...struck out a season-high seven batters on Sept. 15 at Colorado but was the losing pitcher in the A's 3-1 loss...it snapped his four-game winning streak and it also snapped an eight-game winning streak in the month of September... it was his first September loss since Sept. 12, 2017 at Boston...tossed a season-high 91 pitches in his final start on Sept. 23 at Los Angeles (NL)...went 2-1 with a 3.04 ERA and .216 opponents batting average in four starts in September...was on the A's roster for the American League Wild Card Series but did not pitch...started and lost Game 2 of the ALDS against Houston on Oct. 6 at Dodger Stadium (4.1 ip 5 h, 4 r, 4 er, 1 bb, 2 so, 2 hr).

2019—Began the season on the 60-day injured list as he continued his recovery from Sept. 19, 2018 surgery on his left shoulder...went 3-3 with a 4.71 ERA and .222 opponents batting average in eight rehab starts before he was reinstated from the IL Sept. 1...made five starts with Oakland and was 4-0 with a 1.21 ERA and .160 opponents batting average...the ERA was second lowest in the majors among pitchers with 25 or more innings pitched (Yates SD, 1.19) and fifth lowest in Oakland history...using the same minimum, the batting average was third lowest in the majors and sixth lowest in Oakland history...allowed two runs or fewer in all five starts and four hits or fewer four times...struck out 30 batters in 29.2 innings and walked just seven (2.12 per nine innings)...had a .229 opponents on-base percentage and .280 slugging percentage...his opponents batting average broke down to .129 against right-handed hitters compared to .211 against left-handers...opponents were 3-for-31 (.097) with runners on base, 0-for-15 with runners in scoring position and 0-for-8 with RISP and two outs...all three of the home runs he allowed were solo shots...did not allow a run in innings one through four (20.0 ip) and opponents were 8-for-63 (.127)...had a 3.72 ERA and .216 opponents average from the fifth inning on...was 2-0 with a 0.50 ERA in three starts during the day, 2-0 with a 2.31 ERA in two starts at night...yielded a .073 batting average with two strikes...did not allow a hit to the opponent's eight (0-for-9) or nine (0-for-10) hitter...went 4-0 in four starts with three runs of support or more...made his first start at New York (AL) on Sept. 1 and had a no decision in the A's 5-4 loss...it was his first Major League appearance since Aug. 24, 2018 at Minnesota...tossed five scoreless innings and allowed just one hit while walking three...then picked up the win in each of his final four starts to extend his winning streak to a career-high tying five games dating back to Aug. 24, 2018 (also May 20-June 10, 2017)...had a 1.04 ERA and .178 opponents batting average during the winning streak, which spanned six starts...struck out 10 batters in his second start on Sept. 8 against Detroit and was the winning pitcher in the A's 3-1 victory...tossed 6.0 scoreless innings to defeat Texas 6-1 on Sept. 15...finished September with a 4-0 record and a 1.21 ERA in five starts...ranked second in the AL in opponents OPS in September (.509), third in ERA and tied for third in wins...it was the second time he won four games in a month in his career (April 2018)...made his postseason debut with a start in the American League Wild Card Game Oct. 2 against Tampa Bay...was the losing pitcher in the A's 5-1 loss in Oakland (2.0 ip, 4 h, 4 r, 4 er, 5 so)...surrendered three home runs

after yielding two home runs or fewer in each of his first 86 career regular season appearances... started his rehab assignment with Single-A Stockton July 8 and was 0-1 with a 9.72 ERA in three starts when he was transferred to Triple-A Las Vegas July 23...went 0-1 with a 6.10 ERA in two starts with the Aviators before his rehab assignment was halted on Aug. 2 due to a strained right oblique...returned to action Aug. 13 and went 3-0 with a 1.53 ERA over his final three starts...was 3-3 with a 4.71 ERA and .222 opponents batting average in eight rehab starts overall...struck out 53 batters in 36.1 innings (13.13 per nine innings) and walked 10 for a strikeout-to-walk ratio of 5.3...struck out 10 batters in 5.2 innings Aug. 13 at Omaha and 12 on Aug. 23 at Tacoma.

2018—Was 12-9 with a 3.59 ERA and .232 opponents batting average in 27 starts before going on the disabled list Aug. 26 with a shoulder injury...underwent surgery Sept. 19 and missed the remainder of the season...his ERA, opponents batting average, on-base percentage (.278), slugging percentage (.385) and OPS (.663) were the lowest of his three seasons with at least 20 starts...also had career lows in strikeouts per nine innings (6.05) and walks per nine innings (1.79)...matched his career best in wins...based on a minimum of 150 innings, he had the fifth-fewest walks per nine innings in the American League, the seventh-lowest on-base percentage and the 10th-lowest OPS...led the A's in wins, starts, innings, strikeouts (108), hits (141), runs (67), home runs (21) and losses (9)...it marked the second consecutive season, fourth time in Oakland history (also 1996-97) and fifth time in Athletics history (1957) the A's did not have a pitcher with enough innings to qualify for the ERA title...his nine losses matched the fewest by a team-leader in a non-strike season in Oakland history...his .232 opponents batting average broke down to .231 against right-handed hitters compared to .236 against left-handers...surrendered 19 of his 21 home runs to righties...opponents hit .197 with a .254 on-base percentage and .306 slugging percentage when leading off an inning...had a .193 opponents batting average the first time through the lineup...allowed a .189 batting average with two strikes...received a total of eight runs of support in his nine losses (1.61 RSA)...received two runs of support or fewer in 14 of his 27 starts and was 2-8 in those games...was 10-1 in his other 13 starts...went 1-4 with a 5.00 ERA in seven interleague starts...the interleague starts and losses are the most in Oakland history...averaged 14.8 pitches per inning, which was the lowest mark in the AL among pitchers with 150 or more innings pitched...walked two batters or fewer in 24 of his 27 starts...allowed one run in 7.2 innings in his first start on March 30 against Los Angeles (AL) and one run in 8.0 innings in his second start on April 4 against Texas to become the first A's pitcher on an Opening Day roster to start the season with back-to-back outings of seven innings or more and one run or fewer since Steve Karsay in 1994...won three consecutive starts from April 15 to 27 and allowed just two runs (one earned) on six hits over that stretch (0.39 ERA, .078 opponents batting average)...no-hit the Boston Red Sox April 21 in the A's 3-0 win...walked two and struck out 10...walked Betts to start the game but then retired 14 straight before Leon reached on a Semien error...set down the next 12 before walking Benintendi with two outs in the ninth...then got Ramirez to hit into a game-ending force out...the no-hitter was his first career complete game...it was the seventh no-hitter in Oakland history and the 12th in Athletics history...it was the earliest by date (Catfish Hunter, May 8, 1968 vs. Minnesota) and second earliest by game number (Chief Bender, May 12, 1910 vs. Cleveland, game 18)...it was the 10th no-hitter in Coliseum history (six by A's, four by opponents)...it was the first since Dallas Braden's perfect game on May 9, 2010 vs. Tampa Bay...is the third Oakland pitcher to strikeout 10 or more in a no-hitter (Dave Stewart had 12 and Catfish Hunter had 11)...according to the Elias Sports Bureau, the Red Sox .895 winning percentage entering the game was the highest in Major League history by a team that was no-hit at least five games into the season...the last pitcher to no-hit a team that led the majors in runs per game entering the game was the A's Dave Stewart, who did it against Toronto on June 29, 1990 (also Elias)...was named AL Co-Player of the Week for the week of April 16-22 along with Manny Machado for his efforts...it was his first Player of the Week award...allowed a fourth-inning single to Correa in his first start after the no-hitter on April 27 at Houston, snapping his streak of consecutive hitless innings at an Oakland-record 14.0...broke the previous mark of 13.0 held by John "Blue Moon" Odom from June 1-7, 1968...opponents went 0-for-47 off him during the hitless streak...went 4-1 with a 1.00 ERA and .130 opponents batting average in five starts in April...led the AL in ERA and opponents batting in April and tied for the lead in wins...was named AL Pitcher of the Month in April, his first Pitcher of the Month honor...it was the first time in his career he won four games in a month...had a .395 OPS to become the fourth pitcher in Oakland history with an OPS under .400 in a month with a minimum of 100 batters faced (last: .358, Lidle

in Aug. 2002)...yielded four runs in a 4-1 loss at Seattle May 3 to snap a season-opening streak where he allowed two runs or fewer and tossed five innings or more in each of his first six starts... that tied for the third-longest such season-opening streak in Oakland history...had a four-game winning streak from June 16 to July 15...compiled a 3.25 ERA and .226 opponents batting average over that six-start stretch...was 3-0 with a 2.84 ERA and .202 opponents batting average in five starts in June...singled off Kyle Freeland in the second inning on July 27 at Colorado for his first Major League hit...took the loss on Aug. 19 against Houston, snapping a 12-game winning streak in day games...it was his first loss during the day since April 9, 2017 at Texas...tossed 5.0 innings without allowing an earned run to win at Minnesota Aug. 24 but it would be his final start of the season...was placed on the disabled list Aug. 26 with left shoulder inflammation...underwent arthroscopic surgery on the shoulder Sept. 19 at the Cedars-Sinai Kerlan-Jobe Institute in Los Angeles...the surgery, a subacromial decompression, acromioplasty and posterior labral repair, was performed by Dr. Neil ElAttrache.

2017—Compiled a 12-10 record and a 4.37 ERA in 29 starts in his second season in the majors... went 1-3 with a 5.52 ERA and .179 opponents batting average over his first six starts, 7-2 with a 2.92 ERA and .246 opponents average over an 11-start span from May 20 to July 16 and 4-5 with a 5.55 ERA and .328 opponents average over his final 12 starts...led the A's in wins, games started, innings pitched (158.2), strikeouts (140), hits (167), walks (55) and hit batters (10)...allowed a .268 opponents batting average, including .227 against left-handed hitters...was 6-1 with a 3.57 ERA and .230 opponents batting average in 11 starts during the day...tied for sixth in the American League in day wins...allowed a .160 batting average with two strikes...tied for third in the AL in pickoffs (4)...received no runs of support in four of his 10 losses...struck out 10 batters in just 5.1 innings in his second start of the season April 9 at Texas...became just the sixth pitcher in Oakland history to strike out 10 or more in fewer than six innings...tossed 5.0 hitless innings in his next start April 15 against Houston but walked a career-high five batters and yielded two runs...is just the second A's pitcher since at least 1908 to toss five or more hitless innings and allow a run (Chris Codiroli, June 27, 1986 against Chicago)...allowed five hits in 6.0 innings April 21 against Seattle to extend his season-opening streak of consecutive starts with five innings or more and five hits or fewer to four...that matched the second-longest such streak in Oakland history...was 1-2 with a 5.18 ERA in five starts when he was placed on the 10-day disabled list April 30 retroactive to April 27 with a strained left shoulder...made one start on a rehab assignment with Triple-A Nashville May 9 against El Paso and was reinstated May 15...walked a career-high tying five batters but yielded just two hits in 5.0 innings that day in a 6-5 loss to Seattle...defeated Boston May 20 to start a career-high five-game winning streak that spanned five starts through June 10... compiled a 1.97 ERA and .193 opponents batting average during the streak and issued just seven walks in 32.0 innings (1.97 walks per nine innings)...finished May with a 3-1 record, a 2.63 ERA and .167 opponents batting average in four starts...allowed six hits June 10 in the second game of a doubleheader at Tampa Bay...that snapped a streak of 16 consecutive games with five hits or fewer and two innings pitched or more from Aug. 23, 2016 to June 5, 2017...that was tied for the third-longest such streak by a Major League pitcher since at least 1901 at the time...tossed a career-high 116 pitches for his 10th win of the season Sept. 6 against Los Angeles (AL)...allowed a career-high tying 11 hits in 3.2 innings at Boston Sept. 12...was scratched from his scheduled start Sept. 23 against the Rangers with a left upper back strain...returned to make his final start Sept. 28 at Texas and allowed one unearned run in 6.2 innings for the win.

2016—Made his Major League debut with the A's following an April 29 promotion and went 7-9 with a 3.86 ERA in 25 games, including 24 starts...ranked second among American League rookies in strikeouts (124), innings pitched (144.2) and games started and tied for fifth in wins...the strikeouts tied for sixth most in Oakland history by a rookie...allowed a .248 opponents batting average and walked 37 batters for a .298 on-base percentage...was 2-4 with a 6.02 ERA and .282 opponents batting average in nine starts when he was placed on the 15-day disabled list June 14 with a left pronator strain...was reinstated June 29 and went 5-5 with a 2.74 ERA and .229 opponents batting average in 16 games, 15 starts, following his return...his ERA following his return from the DL was fifth lowest in the AL...held left-handed hitters to a .180 batting average and .504 OPS...based on a minimum of 140 innings pitched, the mark against lefties was second lowest in the AL...opponents hit .192 with runners in scoring position, which was third lowest in the AL among pitchers with 140 or more innings pitched...went 4-4 with a 2.67 ERA and .220 op-

ponents batting average in 13 games after the All-Star Break and had the fifth-lowest post-break ERA in the AL...was 5-3 with a 3.02 ERA in 14 games (13 starts) at home and had the fifth-lowest home ERA in the AL...in four no decisions with support of one run or fewer, he had scoreless outings of 8.0 innings, 7.0 and 6.0 and one outing where he allowed one run in 7.0 innings...tied for eighth in the AL with three pickoffs...was selected from Nashville April 29 and made his ML debut that day against Houston after just 42 minor league appearances, all starts, in three professional seasons...had a no decision in the A's 7-4 win, allowing four runs on four hits and four walks in 5.0 innings...struck out Carlos Correa to end the first inning for his first big league strikeout...was credited with his first ML win in the A's 3-1 victory over Texas May 16 in Oakland when he allowed a run on four hits in 6.2 innings...left his outing on June 13 against Texas after 4.1 innings with a left pronator muscle strain and was placed on the 15-day disabled the next day...made his first career relief appearance July 17 against Toronto and tossed 5.0 innings...walked Escobar with two outs in the fifth inning on Aug. 2 at Los Angeles to snap a streak of four games, 30.2 innings and 126 batters faced without a walk from July 10 to Aug. 2...the streak of 30.2 innings without a walk was the longest single-season streak in Oakland history and fifth longest overall...left his start on Aug. 29 at Houston after 3.1 innings with a strained left rhomboid...would not pitch again until Sept. 14 at Kansas City when he tossed 5.0 scoreless innings for the win...it snapped a career-opening six-game road losing streak, which matched the longest such streak in Oakland history...went 2-0 with a 1.13 ERA and .181 opponents batting average in his final four starts following his injury...was 2-0 with a 1.50 ERA in three starts with Nashville in his Triple-A debut...allowed a .232 opponents batting average, including .077 against left-handed hitters.

2015—Was acquired by the A's with Aaron Brooks from Kansas City for Ben Zobrist and cas on July 28 and went 6-0 with a 1.90 ERA in seven starts with Double-A Midland...began the year in extended spring training with the Royals and combined for a 1-1 record and a 3.69 ERA in seven starts with the Royals affiliate in the Arizona Rookie League, Single-A Wilmington and Double-A Northwest Arkansas...was 7-1 with a 2.66 ERA in 14 starts overall...struck out 90 batters in 74.1 innings (10.90 per nine innings)...allowed a .243 opponents batting average, including .198 against right-handed hitters...his six wins with Midland were the most in the Texas League following the trade...tossed a season-high 7.0 scoreless innings in his first outing with Midland July 31 against Corpus Christi...allowed just three hits, did not walk a batter and struck out nine to earn Texas League Pitcher of the Week honors for the week of July 27 to Aug. 2...struck out a season-high 13 and did not walk a batter while tossing 6.0 scoreless innings in his final regular season start Sept. 3 at San Antonio and earned TL Pitcher of the Week honors for a second time (Aug. 31-Sept. 7)...went 1-0 with a 1.20 ERA in two postseason starts for the Texas League Champion RockHounds (15.0 ip, 10 h, 4 r, 2 er, 2 bb, 15 so)...the win came in Game 1 of the TL Championship Series against his former team, Northwest Arkansas...pitched for Mesa in the Arizona Fall League following the season and was named to the AFL Top Prospects Team after going 0-2 with a 3.86 ERA in six starts...led the league in strikeouts (33)...started for the East in the Nov. 7 Fall Stars Game (2.0 ip, 1 bb, 4 so)...was named AFL Pitcher of the Week Nov. 17 for his Nov. 13 start at Scottsdale (ND, 5.0 ip, 2 h, 1 r, 1 er, 1 bb, 9 so)...was rated as the A's second-best prospect by *Baseball America* following the season.

2014—Spent his first professional season with Single-A Wilmington and went 7-8 with a 3.11 ERA in 25 starts...led the Carolina League and the Royals farm system with 146 strikeouts...also ranked third in the CL in opponents batting average (.228) and fourth in ERA...surrendered just five home runs in 121.2 innings, an average of 0.37 per nine innings...went 5-3 with a 1.96 ERA, .180 opponents average and one home run allowed in 13 starts in the second half of the season...compiled a 1.59 ERA in five starts in July...then went 4-1 with a 1.37 ERA in six starts in August...struck out 44 batters in 39.1 innings and held the opposition to a .173 batting average...fired a seven-inning complete game two-hit shutout Aug. 13 against Frederick...earned CL Pitcher of the Week honors the final week of the season (Aug. 25-Sept. 1) after striking out a season-high 12 batters while tossing 7.0 shutout innings in a 2-0 win over Potomac Aug. 29 (3 h, 0 bb)...was rated as the number three prospect in the Royals minor league system following the season by *Baseball America*.

2013—Was drafted by the Royals as a Competitive Balance pick following the first round of the 2013 draft but did not pitch after undergoing hip surgery following his college season...was rated as the Royals sixth-best prospect following the season by *Baseball America*.

PERSONAL/MISCELLANEOUS

Sean Anthony Manaea was originally signed by Royals scout Jason Bryans...graduated from Andean High School in Merrillville, Ind. in 2010...attended Indiana State University...earned Second Team All-Missouri Valley Conference honors as a sophomore and junior...set a school single-season ERA record (1.47) and ranked fourth in the NCAA with 11.4 strikeouts per nine innings in 2013...finished his career with 290 strikeouts in three seasons...named the Top Pitcher and Outstanding Pro Prospect in the Cape Cod League in 2012.

LIFETIME PITCHING RECORD

Year	Club	W	L	ERA	G	GS	CG	SHO	SV	IP	H	R	ER	HR	HB	BB	IBB	SO	WP	BK
2014	Wilmington	7	8	3.11	25	25	1	1	0	121.2	102	54	42	5	5	54	0	146	4	0
2015	AZL Royals	0	0	1.80	1	1	0	0	0	5.0	2	1	1	1	1	1	0	6	1	0
	Wilmington	1	0	3.66	4	4	0	0	0	19.2	22	12	8	0	1	4	0	22	0	0
	NW Arkansas	0	1	5.14	2	2	0	0	0	7.0	9	5	4	1	1	6	0	11	1	0
	Midland	6	0	1.90	7	7	0	0	0	42.2	34	11	9	3	1	15	0	51	1	0
2016	Nashville	2	0	1.50	3	3	0	0	0	18.0	16	3	3	1	0	4	0	21	1	0
	OAKLAND	7	9	3.86	25	24	0	0	0	144.2	135	65	62	20	4	37	1	124	3	0
	Stockton	0	0	4.91	1	1	0	0	0	3.2	2	2	2	1	0	2	0	3	0	0
2017	OAKLAND	12	10	4.37	29	29	0	0	0	158.2	167	88	77	18	10	55	1	140	8	0
	Nashville	0	0	2.25	1	1	0	0	0	4.0	4	2	1	0	0	1	0	5	0	0
2018	OAKLAND	12	9	3.59	27	27	1	1	0	160.2	141	67	64	21	8	32	1	108	9	0
2019	Stockton	0	2	9.72	3	3	0	0	0	8.1	14	11	9	1	0	4	0	10	1	0
	Las Vegas	3	1	3.21	5	5	0	0	0	28.0	16	11	10	5	1	6	0	43	1	0
	OAKLAND	4	0	1.21	5	5	0	0	0	29.2	16	4	4	3	2	7	0	30	1	0
2020	OAKLAND	4	3	4.50	11	11	0	0	0	54.0	57	32	27	7	1	8	0	45	1	0
2021	OAKLAND	11	10	3.91	32	32	2	2	0	179.1	179	79	78	25	9	41	0	194	5	1
Major League Totals		50	41	3.86	129	128	3	3	0	727.0	695	335	312	94	34	180	3	641	27	1

CAREER TRANSACTIONS

2013 — Selected by the Kansas City Royals organization as a Competitive Balance pick following the 1st round (34th selection overall) of the First-Year Player Draft. **2015** — Traded to the Oakland Athletics with pitcher Aaron Brooks for infielder/outfielder Ben Zobrist and cash, July 28. **2016** — On the disabled list, June 14 to 28. **2017** — On the disabled list, April 27 to May 14; included rehabilitation assignment to Nashville, May 9 to 14. **2018** — On the disabled list, August 26 to October 1. **2019** — On the injured list, February 13 to August 31, included rehabilitation assignments to Stockton, July 8 to 22, and Las Vegas, July 23 to August 1 and August 13 to 31.

WILD CARD RECORD

Year	Club/Opp.	W	L	ERA	G	GS	CG	SHO	SV	IP	H	R	ER	HR	HB	BB	IBB	SO	WP	BK
2019	OAK vs. TB	0	1	18.00	1	1	0	0	0	2.0	4	4	4	3	0	0	0	5	0	0
2020	OAK vs. CWS																			

(On roster— did not pitch)

DIVISION SERIES RECORD

Year	Club/Opp.	W	L	ERA	G	GS	CG	SHO	SV	IP	H	R	ER	HR	HB	BB	IBB	SO	WP	BK
2020	OAK vs. HOU	0	1	8.31	1	1	0	0	0	4.1	5	4	4	2	0	1	0	2	0	0

MANAEA'S CAREER BESTS

Low Hit Complete Game: 0, April 21, 2018 vs. Boston

Innings Pitched: 9.0 (twice), last: June 2, 2021 at Seattle

Strikeouts: 13, July 22, 2021 at Seattle; 11, June 20, 2021 at New York (AL); 10 (four times), last: May 7, 2021 vs. Tampa Bay

Pitches: 116, September 6, 2017 vs. Los Angeles (AL)

Longest Winning Streak: 5 (twice), last: August 24, 2018 to September 26, 2019

Longest Losing Streak: 4, June 20 to July 7, 2021

Longest Scoreless Streak: 16.0, June 2 to 14, 2021

**CATCHER****Height/Weight:** 6-2 / 210**Birthdate:** December 2, 1997**Birthplace/Resides:** Suwanee, Georgia / Suwanee, Georgia**Major League Service:** None**Obtained:** Selected in the 4th round of the 2019 First-Year Player Draft**Contract Status:** First year of a one-year contract through 2022
 [Updated Stats](#)
NON-ROSTER INVITEE**CAREER HIGHLIGHTS**

Was the A's fourth round selection in the 2019 First-Year Player Draft and is a .184 hitter with 17 home runs and 71 RBI in 153 games in two professional seasons...has walked 77 times for a .294 on-base percentage...has played 77 games at catcher and 45 at first base...has tossed out 31-of-103 (30.1%) attempted base stealers...was part of the A's 60-man player in 2020 but did not play.

2021 HIGHLIGHTS

- Made his Double-A debut and batted .166 with eight home runs and 39 RBI in 93 games with Midland...walked 47 times for a .283 on-base percentage.
- Ranked last among Double-A Central qualifiers in batting, on-base percentage, slugging percentage (.275) and OPS (.558)...had the second most strikeouts (139).
- Was 10th in the A's farm system in walks (47).
- Hit .168 (43-for-256) with seven of his eight home runs and 34 of his 39 RBI against right-handed pitchers compared to .156 (10-for-64) against left-handers...had a .558 OPS against righties, .555 against lefties.
- Had a .206 batting average with runners in scoring position...five of his eight home runs came with runners on base...however, was 1-for-13 (.077) with the bases loaded.
- Batted .200 in May but hit under .200 in each of the remaining months (.165 in June, .145 in July, .161 in August, .139 in September).
- Hit .199 at home, .132 on the road.
- Had a .074 batting average with two strikes.
- Started 56 games at catcher, 24 at first base and 13 at designated hitter...tossed out 24-of-66 (36.4%) attempted base stealers...made just one error at catcher (.998 fielding percentage) and had four at first base (.982).
- Hit in every spot in the order from fourth through eighth...saw his most action with 32 games in the eight spot, 25 hitting seventh and 20 batting sixth.
- **DAY-BY-DAY:** Went 3-for-23 (.130) over his first seven games through May 11...then matched his career high with two doubles on May 13 against San Antonio...hit safely in a season-high six consecutive games from May 28-June 3 (6-for-20, .300)...stole the first base of his career June 5 against Corpus Christi...drew a career-high tying three walks June 10 at San Antonio...was batting .203 at the conclusion of play on June 17 but that would be his last day above .200...had his first career four-strikeout game on June 20 at Amarillo...hit second came 10 days later at Frisco...went 5-for-50 (.100) over a 15-game stretch from June 27-July 16...had a grand slam and a career-high tying four RBI July 6 at Corpus Christi...struck out at least once in 21 consecutive games from July 30-Sept. 2 (30 strikeouts total)...committed his only error as a catcher on Aug. 29 at San Antonio, snapping a season-opening 45-game errorless streak behind the plate...homed in his third at bat on Sept. 8 at Corpus Christi but that would be his final hit of the season as he finished the year on an 0-for-21 streak.

CAREER

2020—Was added to the A's 60-man player pool on June 29 but did not play in 2020.

2019—Began his professional career with the A's Gold squad in the Arizona Rookie League and went 8-for-20 (.400) with two home runs and seven RBI in five games before he was moved up to

Short Season Single-A Vermont on June 24...hit .192 with seven home runs and 25 RBI with the Lake Monsters...tied for eighth in the New York-Penn League in home runs...combined with both clubs to bat .211 with nine home runs and 32 RBI in 60 games...added 30 walks for a .312 on-base percentage...21 of his 46 hits (45.7%) were for extra bases (also had nine doubles and three triples)...his batting average included a mark of .220 with eight of his nine home runs against right-handed pitchers compared to .178 against left-handers...started 21 games at catcher, 20 at first base and 18 at designated hitter...committed three errors as a catcher (.984 fielding percentage) and four as a first baseman (.973)...tossed out 7-of-37 (18.9%) attempted base stealers...hit in every spot in the order from third through seventh and saw his most playing time with 35 games batting fourth...collected his first professional hit in his second game, a third inning home run on June 19 against the Giants-Orange...had career highs in runs (4), hits (3) and RBI (4) on June 20 at Cubs1...was moved up to Vermont on June 24...had his first of three season-best four-game hitting streaks from July 5 to 9 (6-for-15, .400)...matched his career high with four RBI July 30 at State College.

PERSONAL/MISCELLANEOUS


Kyle Joseph McCann was originally signed by A's scout Jemel Spearman...graduated from Lambert High School...played at Georgia Tech where he was a 2019 All-ACC first team selection...hit .276 with 47 home runs and 136 RBI in 164 games in three seasons with the Yellow Jackets...his father, Joe, pitched in the New York Mets farm system from 1989-93.

LIFETIME PLAYING RECORD

Year	Club	AVG.	G	AB	R	H	2B	3B	HR	RBI	SH	SF	HP	BB	SO	SB	CS	OBP	SLG	E
2019	AZL A's Gold	.400	5	20	10	8	2	2	2	7	0	0	0	5	6	0	0	.520	1.000	0
	Vermont	.192	55	198	23	38	7	1	7	25	0	0	2	25	81	0	0	.289	.343	7
2020																				
(Minor League Season Canceled – Did Not Play)																				
2021	Midland	.166	93	320	40	53	11	0	8	39	0	2	6	47	139	1	0	.283	.275	5
Minor League Totals		.184	153	538	73	99	20	3	17	71	0	2	8	77	226	1	0	.294	.327	12

CAREER TRANSACTIONS

2019 — Selected by the Oakland Athletics organization in the fourth round of the First-Year Player Draft.

**OUTFIELDER****Height/Weight:** 6-2 / 175**Bats/Throws:** Left / Right**Birthdate:** June 2, 1995**Opening Day Age:** 26**Birthplace/Resides:** San Mateo, California / San Mateo, California**Major League Service:** None**Obtained:** Selected in the 18th round of the 2017 First-Year Player Draft**Contract Status:** First year of a one-year contract through 2022[Updated Stats](#)**NON-ROSTER INVITEE****CAREER HIGHLIGHTS**

Was the A's 18th round selection in the 2017 First-Year Player Draft and is a .269 hitter with 45 doubles, 13 triples, six home runs and 109 RBI in 362 games over four professional seasons... was 22-for-22 in stolen base attempts in 2018 and 18-for-18 in 2021...is 65-for-75 (86.7%) in his career...has played 156 games in center field, 126 in right field, 35 at third base, 32 in left field and one each at second base and pitcher.

2021 HIGHLIGHTS

- Split his season between Double-A Midland and Triple-A Las Vegas and batted a combined .305 with two home runs and 38 RBI in 106 games...added 51 walks and was hit by a pitch 10 times for a .402 on-base percentage.
- Had career highs in batting, on-base percentage, slugging (.390), OPS (.792), runs (69), doubles (17), RBI, walks and hit by pitches and matched his best in hits (111), triples (4) and home runs.
- Was a perfect 18-for-18 in stolen base attempts.
- Ranked second in the A's farm system in batting and on-base percentage, tied for second in hits, third in runs scored, fifth in stolen bases and tied for sixth in triples and walks.
- His .402 on-base percentage was seventh best among all Double-A and Triple-A hitters (min. 400 PA).
- Hit .364 (24-for-66) against left-handed pitchers compared to .292 (87-for-298) with both of his home runs and 34 of his 38 RBI against right-handers.
- Had a .333 batting average with runners in scoring position.
- Batted .317 with a .443 on-base percentage and 10 of his 18 stolen bases in the seventh inning or later.
- Hit .230 with two strikes.
- Started 35 games in center field, 33 in right field, 13 in left field and 13 at third base...committed just one error as an outfielder (.994 fielding percentage) and had seven assists... also made one error as a third baseman (.973 fielding percentage).
- Batted .347 as a third baseman and .296 as an outfielder...was also 1-for-2 (.500) as a pinch hitter.
- Hit in every spot in the order but saw his most action with 61 games in the leadoff spot
- **DAY-BY-DAY:** Matched his career high with four runs scored May 12 against San Antonio... also stole two bases, his first of three two-steal games (Aug. 22 vs. Albuquerque and Aug. 30 at Oklahoma City)...now has eight multi-steal games in his career...was hitting .290 with a .443 on-base percentage in 21 games with Midland when he was moved up to Las Vegas on June 8...was 2-for-6 (.333) in four games with the Aviators before he was returned to the RockHounds on June 17...went 5-for-12 (.417) in his first three games following his return, including June 20 at Amarillo when he drove in a career-high tying three runs...then hit .194 over a nine-game stretch from June 23 to July 2...had an outfield assist in back-to-back games on June 29 and 30 at Frisco...hit his first home run of the season July 14 against Amarillo after going homerless in 2019...it was his first home run since Aug. 17, 2018 and it snapped a 167-game homerless streak...drew a career-high four walks in his final game with Midland on July 25 against Corpus Christi...was hitting .273 with a .378 on-base percentage in 50

games overall with the RockHounds when he was moved up to Las Vegas for a second time on July 26...spent the remainder of the season with the Aviators and hit .333 with a .420 on-base percentage in 52 games...the on-base percentage was second best in the Triple-A West from July 26 through the end of the season...also ranked tied for second in runs (62)...had an extra base hit in six consecutive games from Aug. 8-16...went 10-for-22 (.455) with six doubles, a triple and nine runs scored over that span...had a season-best seven-game hitting streak from Aug. 22-31 (15-for-30, .500)...was a perfect 5-for-5 with three runs scored and a walk on Aug. 22 against Albuquerque...it was the first five-hit game of his career...finished the month of August with a .397 batting average and .505 on-base percentage...led the Triple-A West in batting and on-base percentage in August and tied for second in walks (16) and runs (25)...went 0-for-5 with a career-high tying four strikeouts on Sept. 5 at Sugarland...stole a base in five consecutive games from Sept. 6-11 (five stolen bases total)...equaled his career-high with three RBI on Sept. 11 against Reno...hit .293 in September to finish the Triple-A portion of his campaign with a .333 batting average and .423 on-base percentage in 56 games.

CAREER

2020—Went 1-for-3 (.333) in three Spring Training games as an extra from the minor league camp...did not play following the cancellation of the minor league season due to the pandemic.

2019—Began the season at Single-A Stockton and was batting .229 with 20 RBI in 66 games when he was promoted to Double-A Midland on July 17...hit .244 with 11 RBI in 44 games with the RockHounds...combined for a .235 batting average, no home runs and 31 RBI in 110 game overall...had career highs in triples (4) and strikeouts (114) and matched his best in games played...tied for sixth in the A's farm system in stolen bases (16)...hit .263 against left-handed pitchers compared to .228 against right-handers...started 64 games in center field (including all 44 of his starts with Midland), 29 in right field, eight in left field, four at designated hitter and one at third base...also pitched once...committed two errors (one in center field, one in right field)...saw his most playing time with 61 games batting ninth but hit in every spot in the order except fifth...was named California League Player of the Week for the week of June 3-9...went 10-for-18 (.556) with five runs, three doubles, two triples, three RBI and two walks in five games...was 4-for-4 with a career-high two doubles June 8 against San Jose...also tripled and scored three runs...made his first career appearance as a pitcher on July 6 against Modesto (1.0 ip, 1 so)...had his second four-hit game of the season July 10 at Lancaster and hit safely in each of his final six contests with Stockton from July 10-15 (10-for-24, .417)...was promoted to Midland July 17 and hit .169 over his first 24 games through Aug. 11...then batted .329 over his final 20 contests...had a season-best 10-game hitting streak from Aug. 20-30 (13-for-34, .382)...went 1-for-13 (.077) with four walks and three runs scored in four postseason games for Midland.

2018—Spent his first full professional season at Single-A Beloit where he hit .284 with two home runs and 25 RBI in 110 games...was a perfect 22-for-22 in stolen base attempts...had career highs in hits (111), stolen bases, sacrifice hits (7), games and at bats (391)...tied for sixth in the A's farm system in stolen bases and ranked eighth in batting...batted .296 (89-for-301) with both of his home runs against right-handed pitchers compared to .244 (22-for-90) against left-handers...hit .346 in 53 games at home but connected for both of his home runs in 57 games on the road...stole 18 of his 22 bases in away games...started 47 games in right field, 25 in center field, 18 at third base, 12 at designated hitter and two in left field...also appeared in one game at second base...committed four errors as a third baseman and one as a right fielder...had 10 outfield assists...hit leadoff 41 times...went 4-for-6 on April 25 against Peoria, giving him a .405 batting average over his first 11 games...ended up hitting .379 in 15 games in April...stole a career-high four bases in the second game of a May 15 doubleheader at Wisconsin...had a season-best nine-game hitting streak from July 3-14 (14-for-33, .424)...was briefly transferred to Midland on Aug. 6 but was sent back to Beloit on Aug. 8 without appearing in a game...went 1-for-7 (.143) in two postseason games for the Snappers.

2017—Made his professional debut with the A's affiliate in the Arizona Rookie League and was hitting .278 with two home runs and nine RBI in 20 games when he was transferred to Short-Season Vermont on July 28...hit .130 in 16 games with the Lake Monsters and batted .214 with two home runs and 15 RBI in 36 games overall...was 9-for-11 (81.8%) in stolen base attempts...hit

.250 against left-handed pitchers, .200 against right-handers...started 22 games in center field, eight in right field and one at designated hitter...went 4-for-5 with a triple, home run, three RBI, a stolen base and a career-high four runs scored in his debut on June 25 against Cubs...hit .303 with two home runs and nine RBI over his first 16 games...was 0-for-1 in two postseason games for Vermont.

PERSONAL/MISCELLANEOUS

Raymond Mickey McDonald was originally signed by A's scout Kevin Mello...graduated from Serra High School (Calif.)...played collegiately for the University of Illinois, Chicago...hit .283 with 34 stolen bases in 142 in three seasons for the Flames...was an All-Horizon League First Team selection in 2015.

LIFETIME PLAYING RECORD

Year	Club	AVG.	G	AB	R	H	2B	3B	HR	RBI	SH	SF	HP	BB	SO	SB	CS	OBP	SLG	E
2017	AZL A's	.278	20	72	18	20	0	2	2	9	0	1	0	6	9	7	2	.329	.417	1
	Vermont	.130	16	54	4	7	1	0	0	6	0	0	0	4	20	2	0	.190	.148	1
2018	Beloit	.284	110	391	59	111	15	3	2	25	7	0	3	41	76	22	0	.356	.353	5
	Stockton	.229	66	214	28	49	6	4	0	20	2	4	3	29	66	12	6	.324	.294	2
2019	Midland	.244	44	156	14	38	6	0	0	11	2	1	1	14	48	4	2	.308	.282	0
	(Minor League Season Canceled — Did not play)																			
2021	Midland	.273	50	172	25	47	6	1	1	16	1	0	4	25	47	8	0	.378	.337	0
	Las Vegas	.333	56	192	44	64	11	3	1	22	1	3	6	26	42	10	0	.423	.438	2
Minor League Career		.269	362	1251	192	336	45	13	6	109	13	9	17	145	308	65	10	.350	.340	22

LIFETIME PITCHING RECORD

Year	Club	W	L	ERA	G	GS	CG	SHO	SV	IP	H	R	ER	HR	HB	BB	IBB	SO	WP	BK
2019	Stockton	0	0	0.00	1	0	0	0	0	1.0	0	0	0	0	0	0	0	1	0	0

CAREER TRANSACTIONS

2017 — Selected by the Oakland Athletics in the 18th round of the First-Year Player Draft.

OUTFIELDER

Height/Weight: 6-1 / 205

Bats/Throws: Left / Left

Birthdate: August 23, 1994

Opening Day Age: 27M

Birthplace/Resides: Dallas, Texas / Plano, Texas

Major League Service: 2 years, 107 days

Obtained: Signed to a minor league contract, March 16, 2022

Contract Status: First year of a one-year contract through 2022

 [Updated Stats](#)

NON-ROSTER INVITEE

CAREER HIGHLIGHTS

Was originally selected by the A's in the first round (24th selection overall) of the 2013 First-Year Player Draft but has been traded six times in his career...the first time was by the A's in July of 2014 to the Cubs in the deal in which Oakland acquired Jason Hammel and Jeff Samardzija...made his Major League debut with the New York Yankees in 2018 and is a .215 hitter with 27 home runs and 68 RBI in 240 games in four seasons in the majors with New York-AL (2018), Toronto (2018-20), Milwaukee (2021), New York-NL (2021) and Los Angeles-NL (2021)...has played in 105 games in right field, 85 in left field, 20 at first base and three in center field as a Major League...has a .270 average with 61 home runs and 330 RBI in 658 games in eight seasons in the minors...played in the Arizona Fall League in 2017 and was named to the AFL Top Prospects team...was rated as the Cubs seventh best prospect by *Baseball America* following the 2015 season and sixth best after 2014, and the A's second best prospect following the 2013 season.

2021 HIGHLIGHTS

- Was traded three times in 2021, including once following the season, and batted .192 with nine home runs and 27 RBI in a career-high 116 games with Milwaukee, New York (NL) and Los Angeles (NL).
- Also had career highs in triples (3), walks (32), stolen bases (2), at bats (265) and strikeouts (79)...his batting average was a career low as was his .358 slugging percentage and .638 OPS.
- Batted .220 (13-for-59) with a .713 OPS against left-handed pitchers compared to .184 (38-for-206) with a .617 OPS against right-handers.
- Hit .224 with seven of his nine home runs with the bases empty, .159 with runners on...batted .190 with runners in scoring position and has a .197 career average in that situation...was 0-for-8 with a walk with the bases loaded and is 1-for-12 in his career.
- Had a .213 batting average, eight home runs and 20 RBI in 79 games before the All-Star Break...then hit .146 with one home run and seven RBI in 37 games after the break.
- Hit seven of his nine home runs in road ballparks but batted just .169 in those games...combined for a .222 average in his home parks.
- Batted .353 with two home runs and five RBI in 11 interleague games...hit .181 against the National League...now has a .344 career average with four home runs and 10 RBI in 27 interleague contests.
- Started 41 games in right field, 20 in left field and three at first base...also appeared in three games in center field...committed one error, and it came as a right fielder...had two outfield assists.
- Was 10-for-38 (.263) with a double, four walks and four RBI as a pinch hitter.
- Started games at every spot in the order except ninth...made 18 starts hitting sixth, 17 from the seven spot and 13 batting eighth.
- **DAY-BY-DAY:** Began the season with Milwaukee and was on an Opening Day roster for the fourth consecutive season...had a pinch hit single that day and pinch hit in seven of his first eight games...including April 12 against Chicago (NL) when he ended up going 3-for-3...made his first start two days later against the Cubs in left field and went 0-for-3...was 8-for-21 (.381) over his first 12 games through April 17...then went 5-for-37 (.135) over his next 11 contests...homed three times over a four-game stretch from April 19-23...finished April with a .230 batting average, which was his best single-month mark of 2021...went 3-for-26 (.115)

over his final 13 games with the Brewers and was designated for assignment on May 22...was traded to the New York Mets on May 25 for minor league pitcher Pedro Quintana...hit safely in a season-high four consecutive games from May 27-June 1 (4-for-15, .267)...drove in four runs during the streak and homered in back-to-back games on May 29 against Atlanta and May 31 at Arizona...was hitting .302 with nine runs, five doubles, a triple, four home runs and 12 RBI over his first 13 games with the Mets through June 11...went 3-for-5 with two home runs, five RBI and three runs scored on June 9 at Baltimore...the RBI and runs scored were career highs and it was the second two-homer game of his career (Sept. 22, 2019 at New York-AL)...matched his career high with two doubles on June 11 against San Diego...then went 7-for-48 (.146) over his final 26 games with New York from June 14-July 11...had a career-high 27-game homerless streak from June 30-Aug. 15...went 0-for-4 with a career-high tying four strikeouts June 30 at Atlanta...was designated for assignment on July 16 and traded to Los Angeles (NL) on July 21 for minor league outfielder Carlo Rincon and cash considerations...hit .146 with 14 walks (.276 on-base percentage) in 37 games with the Dodgers...went 0-for-16 with seven strikeouts over his final 10 regular season games...was placed on the injured list Sept. 10 with a left hip impingement...was sent to Triple-A Oklahoma City Sept. 29 on a rehab assignment and went 4-for-15 (.267) with three doubles in four games...was reinstated from the IL following the conclusion of the regular season...played in the Wild Card game against St. Louis as a defensive replacement at first base in the eighth inning but did not have an at bat...then went 0-for-1 with a strikeout in three NLDS games against San Francisco...was not on the Dodgers roster for the NLCS.

CAREER

2020—Made the Blue Jays' Opening Day roster for the second straight season...had four stints (Opening Day-July 25, Aug. 5-7, Aug. 20 and Sept. 9-10)...appeared in two games with Toronto: Aug. 7 at Boston (pinch-runner) and Aug. 20 vs. Philadelphia (start in left field)...was claimed off waivers by Milwaukee on Sept. 14...was assigned to the Alternate Training Site in Appleton, Wisc. after being claimed.

2019—Batted .215 with 12 home runs and 28 RBI in 84 games with Toronto...made 65 starts (37 in right field, 25 in left field, two at designated hitter, one at first base...made the Blue Jays Opening Day roster and had four stints with the team, coming from Opening Day-May 23, June 18-27, July 15-Aug. 1 and Aug. 12 through the end of the season...notched a career-high four hits in a 10-2 win on May 17 at Chicago (AL) as he went 4-for-5 with a run, two doubles and one RBI...belted his first career walk-off homer on June 20 vs. Los Angeles (AL) with a two-run shot off Ty Buttrey in the 10th inning (7-5 win)...started at first base for the first and only time in his career on June 21 at Boston...produced his first career multi-homer game on Sept. 22 at New York (AL) as he hit a pair with three RBI in the 8-3 loss...smacked his first career leadoff homer in a 3-2 win on Sept. 25 vs. Baltimore off Gabriel Ynoa...batted .271 with 4 HR and 20 RBI in 36 games at Triple-A Buffalo.

2018—Batted .252 with six home runs and 13 RBI in 38 games between New York (AL) and Toronto...made 33 starts (23 in left field, 10 in right field)...appeared in two games with the Yankees, both starts in left field on March 30 and 31 at Toronto...made his Major League debut on the 30th at Toronto, going 1-for-4...his first career hit was a single off Aaron Sanchez...was placed on the 10-day disabled list April 1 with a left shoulder sprain...suffered the injury on Mar. 31 at Toronto after running into the wall in left field while trying to catch a fly ball...was reinstated from the DL on May 24 and optioned to Triple-A Scranton/Wilkes-Barre, where he hit .226 with 13 home runs and 32 RBI in 56 games...was traded to Toronto with third baseman Brandon Drury in exchange for left-handed pitcher J.A. Happ on July 26...following the trade, was assigned to Triple-A Buffalo where he batted .203 with three home runs and eight RBI in 20 games...hit .252 with six home runs and 13 RBI in 36 games with Toronto...belted his first Major League home run on Aug. 21 vs. Baltimore with a solo shot off Ryan Meisinger...recorded a career-high nine-game hitting streak from Aug. 29-Sept. 9, batting .343 (12-for-35) with a home run and two RBI.

2017—Batted .277 with 16 home runs and 64 RBI in 124 games with Double-A Trenton (69 games) and Triple-A Scranton/Wikes-Barre (55 games)...played for the Scottsdale Scorpions in

the Arizona Fall League...was named to AFL's Top Prospect Team after hitting .279 with a home run and 20 RBI...was added to the Yankees' 40-man roster on Nov. 20.

2016—Entered the season as the seventh-best prospect in the Cubs' organization according to *Baseball America*...batted .246 with four home runs and 44 RBI in 123 games with Double-A Tennessee (88 games) and Double-A Trenton (35 games)...was traded to New York (AL), along with three other players, in exchange for left-handed pitcher Aroldis Chapman on July 25.

2015—Entered the season as the sixth-best prospect in the Cubs' organization according to *Baseball America*...batted .300 with seven home runs and 64 RBI in 106 games with Single-A Myrtle Beach (29 games) and Double-A Tennessee (77 games)...was named Carolina Player of the Week for the week of May 4-10 after batting .433 (13-for-30) with a home run and 12 RBI in nine games.

2014—Entered the season as the second-best prospect in the Athletics' organization according to *Baseball America*...batted .264 with 11 home runs and 69 RBI in 126 games with Single-A Stockton (75 games) and Single-A Daytona (51 games)...was traded to Chicago (NL) as part of a deal for right-handed pitchers Jason Hammel and Jeff Samardzija on July 5.

2013—Batted .326 with three home runs and 26 RBI in 55 games with Rookie Arizona (46 games) and Single-A Vermont (9 games) in his first pro season.

PERSONAL/MISCELLANEOUS

William Landis McKinney was originally signed by A's scout Armann Brown...graduated from Plano West Senior HS (TX)...committed to Texas Christian University before he was drafted by the A's...batted .372 with four home runs and 17 RBI as a high school senior...struck out just six times in 130 plate appearances.

LIFETIME PLAYING RECORD																				
Year	Club	AVG.	G	AB	R	H	2B	3B	HR	RBI	SH	SF	HP	BB	SO	SB	CS	OBP	SLG	E
2013	AZL A's	.320	46	181	31	58	7	2	2	20	0	4	4	17	29	7	0	.383	.414	2
	Vermont	.353	9	34	5	12	2	1	1	6	0	0	3	4	1	1	1	.405	.559	0
2014	Stockton	.241	75	290	42	70	12	2	10	33	0	3	4	36	58	5	3	.330	.400	3
	Daytona	.301	51	176	30	53	12	4	1	36	0	5	4	25	42	1	0	.390	.432	3
2015	Myrtle Beach	.340	29	103	19	35	5	2	4	25	0	3	2	17	13	0	2	.432	.544	0
	Tennessee	.285	77	274	30	78	26	1	3	39	2	4	1	27	47	0	0	.346	.420	2
2016	Tennessee	.252	88	298	37	75	12	3	1	31	0	2	2	47	68	2	4	.355	.322	5
	Trenton	.234	35	128	15	30	7	1	3	13	0	2	2	12	29	2	2	.310	.375	1
2017	Trenton	.250	69	232	34	58	16	4	6	29	2	7	5	30	45	2	1	.339	.431	3
	Scranton/Wilkes-Barre	.306	55	209	32	64	13	3	10	35	1	3	2	9	49	0	0	.336	.541	4
2018	NEW YORK (AL)	.250	2	4	0	1	0	0	0	0	0	0	0	1	0	0	0	.250	.250	0
	Tampa	.250	3	8	1	2	1	0	0	3	0	0	0	4	2	0	0	.500	.375	0
	Trenton	.222	5	18	2	4	1	0	0	0	0	0	0	3	4	1	1	.333	.278	0
	Scranton/Wilkes-Barre	.226	56	212	27	48	8	5	13	32	0	0	1	21	56	0	0	.299	.495	2
2019	Buffalo	.203	20	64	10	13	3	2	3	8	0	0	0	8	16	0	0	.292	.453	1
	TORONTO	.252	36	115	14	29	7	0	6	13	0	1	1	11	32	1	0	.320	.470	1
	TORONTO	.215	84	251	37	54	14	1	12	28	2	2	2	19	73	0	2	.274	.422	4
	Buffalo	.271	36	129	17	35	8	4	4	20	0	1	2	22	25	1	1	.383	.488	0
2020	TORONTO	.667	2	3	1	2	0	0	0	0	0	0	0	0	0	0	0	.667	.667	0
2021	MILWAUKEE	.207	40	92	9	19	3	1	3	6	0	1	0	7	24	1	0	.260	.359	0
	NEW YORK (NL)	.220	39	91	15	20	6	1	5	14	0	0	0	11	31	1	0	.304	.473	1
	LOS ANGELES (NL)	.146	37	82	8	12	2	1	1	7	0	1	1	14	24	0	0	.276	.232	0
	Oklahoma City	.267	4	15	1	4	3	0	0	0	0	0	0	6	0	0	0	.267	.467	0
Major League Totals		.215	240	638	84	137	32	4	27	68	2	5	4	62	185	3	2	.286	.404	6
Minor League Totals		.270	658	2371	333	639	136	34	61	330	5	32	29	281	493	22	15	.350	.433	24

CAREER TRANSACTIONS

2013 — Selected by the Oakland Athletics in the 1st round (24th selection overall) of the First-Year Player Draft. **2014** — Traded to the Chicago Cubs with pitcher Dan Straily, minor league infielder Addison and cash for pitchers Jason Hammel and Jeff Samardzija, July 5. **2016** — Traded to the New York Yankees with pitcher Adam Warren, minor league infielder Gleyber Torres and minor league outfielder Rashad Crawford for pitcher

Aroldis Chapman, July 25. **2018** — On the disabled list, April 1 to May 23; included rehabilitation assignments to Tampa, May 10 to 13, Trenton, May 14 to 20, and Scranton/Wilkes Barre, May 21 to 23. Traded to the Toronto Blue Jays with infielder Brandon Drury for pitcher J.A. Happ, July 26. **2020** — Claimed off waivers by the Milwaukee Brewers, September 14. **2021** — Traded to the New York Mets for minor league pitcher Pedro Quintana, May 25. Traded to the Los Angeles Dodgers for minor league outfielder Carlos Rincon and cash considerations, July 21. On the injured list, September 10 to October 3; included rehabilitation assignment to Oklahoma City, September 29 to October 3. Traded to the Texas Rangers with outfielder Zach Reks for cash considerations, November 22. Elected free agency (contract non-tender), November 30. **2022** — Signed by the Oakland Athletics to a minor league contract, March 16.

WILD CARD RECORD

Year	Club/Opp.	AVG.	G	AB	R	H	2B	3B	HR	RBI	SH	SF	HP	BB	SO	SB	CS	OBP	SLG	E
2021	LAD vs. STL	—	1	0	0	0	0	0	0	0	0	0	0	0	0	0	0	—	—	0

DIVISION SERIES RECORD

Year	Club/Opp.	AVG.	G	AB	R	H	2B	3B	HR	RBI	SH	SF	HP	BB	SO	SB	CS	OBP	SLG	E
2021	LAD vs. SF	.000	3	1	0	0	0	0	0	0	0	0	0	0	1	0	0	—	—	0

MCKINNEY'S CAREER BESTS

Hits: 4, May 17, 2019 at Chicago (AL)

Home Runs: 2 (twice), June 9, 2021 at Baltimore; September 22, 2019 at New York (AL)

Runs Batted In: 5, June 9, 2021 at Baltimore

Stolen Bases: 1 (three times), last: June 6, 2021 at San Diego

Hitting Streak: 9, August 29 to September 9, 2018

Hitless Streak (At Bats): 20, September 12 to 18, 2018

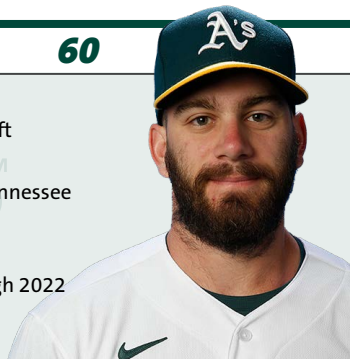
Game Ending RBI: 1, June 20, 2019 vs. Los Angeles-AL (home run)

Grand Slams: None

Pinch-Hit Home Runs: None

Inside-The-Park Home Runs: None

Lead Off Home Runs: 1, September 25, 2021 vs. Baltimore (Gabriel Ynoa)

LEFT-HANDED PITCHER**Height/Weight:** 5-10 / 190**Bats/Throws:** Left / Left**Birthdate:** January 3, 1992**Opening Day Age:** 30**Birthplace/Resides:** Lakeland, Tennessee / Memphis, Tennessee**Major League Service:** 75 days**Obtained:** Acquired from Arizona for cash, July 2, 2021**Contract Status:** First year of a one-year contract through 2022[@Sammoll31](https://twitter.com/Sammoll31)[Instagram sammoll31](https://www.instagram.com/sammoll31)[Updated Stats](#)**CAREER HIGHLIGHTS**

Is 0-0 with a 6.35 ERA in 19 relief appearances in two seasons in the majors, both with the A's (2017, 21)...has pitched for five different organizations in his career and is 13-16 with nine saves and a 3.45 ERA in 240 appearances, including six starts, in eight seasons in the minors...all six starts came in professional debut at Tri-City in 2013...was originally drafted by Colorado in the third round of the 2013 First-Year Player Draft out of the University of Memphis...was traded to the Oakland organization in 2017 and made his Major League debut with the A's that year... was claimed off waivers three times following the 2017 season...spent 2018 in the Toronto farm system, was a Rule 5 Triple-A Phase selection of San Francisco prior to 2019, signed with Arizona as a minor league free agent following the 2020 season and was traded back to Oakland midway through the 2021 season.

2021 HIGHLIGHTS

- Began the season at Triple-A Reno in the Arizona Diamondbacks farm system but had three stints with the A's following a July 2 trade...compiled a 3.48 ERA in eight appearances with Oakland.
- Held the opposition to a .216 batting average but walked five batters in 10.1 innings for a .341 on-base percentage.
- Right-handed hitters batted .136 (3-for-22) with a .481 OPS compared to .333 (5-for-15) with an .867 OPS by left-handers.
- Allowed a .125 average with runners in scoring position.
- First batters faced went 1-for-8 (.125) and he stranded both of his inherited runners.
- Tossed 7.2 scoreless innings over his first six outings but then yielded four runs over his final two appearances (2.2 ip).
- Did not allow a run in four games at home (5.0 ip) and four games during the day (4.2 ip).
- Had no decisions, a 5.82 ERA and .226 opponents batting average in 21 relief appearances with Reno and was 1-1 with two saves, a 2.63 ERA and .240 opponents average in 12 games with Triple-A Las Vegas...combined for a 4.58 ERA, .231 opponents average and .735 OPS in 33 games overall as a minor leaguer.
- Walked 20 batters in 35.1 innings (5.09 walks per nine innings) for a .340 opponents on-base percentage...struck out 47 (11.97 per nine innings).
- His opponents batting average broke down to .114 (8-for-70) with a .401 OPS against left-handed hitters compared to .359 (23-for-64) with a 1.093 OPS against right-handers...surrendered four of his five home runs to righties.
- Allowed 2-of-11 (18.2%) inherited runners to score...first batters faced were 8-for-28 (286) with three walks and a hit by pitch.
- Had a 1.59 ERA in 11 games on one day of rest, a 5.79 ERA in his other appearances.
- Yielded a .444 average to the opponents three hitter, a .429 average to the nine hitter and a .357 average to the four hitter...all other spots in the order hit .188 or lower.
- **DAY-BY-DAY:** Began the season at Reno and did not allow a hit in seven of his first 10 appearances...opponents were 6-for-38 (.158) over that span but he walked six and hit a batter for a .289 on-base percentage...did not allow an earned run in eight of his first 10 games for a 2.61 ERA...had season highs in innings (2.0), runs (3) and hits (3) on May 11 at Salt Lake...it was his first of six two-inning outings as a minor leaguer, his first of four three-hit games

and one of three three-run games...issued a minor league career-high tying three walks in 0.2 innings on June 12 against Las Vegas...struck out a season-high four batters June 19 against Albuquerque...finished the month of June with a 7.82 ERA in 12 appearances...was traded to the A's organization on July 2 for cash considerations and was selected by Oakland the next day...did not pitch until July 17, 2021 against Cleveland (1.0 ip, 1 bb)...it was his first appearance in the majors since Sept. 30, 2017 against Texas, also while pitching for the A's...had not allowed a run in three games (2.2 ip, 1 h, 3 bb, 2 so) when he was optioned to Las Vegas July 27...did not allow a run in his first seven games following his return to Triple-A (7.0 ip, 5 h, 3 bb, 7 so)...recorded his only saves of the season in back-to-back outings on Aug. 1 and 3 against Tacoma...was recalled by the A's on Sept. 3, tossed a career-high 2.0 scoreless innings on Sept. 5 at Toronto and was optioned back to Las Vegas following the game...made two more appearances with the Aviators, including Sept. 10 against Reno when he matched his minor league season-high with four strikeouts, before he was recalled by the A's for his third stint on Sept. 18...pitched in consecutive games on Sept. 20 and 21 against Seattle and did not allow a run in 3.0 innings...matched his career high with 2.0 scoreless innings and struck out a career-high three in the latter contest...was placed on the paternity list on Sept. 23...was reinstated on Sept. 26 and allowed two runs in each of his final two appearances, snapping a career high 7.2-inning scoreless streak.

CAREER

2020—Was on the roster for Double-A Richmond in the San Francisco Giants organization but did not pitch following the cancellation of the minor league season.

2019—Was selected by San Francisco in the Triple-A Phase of the Rule 5 Draft and combined for a 2-2 record, two saves and a 2.39 ERA in 41 relief appearances with Triple-A Sacramento and Double-A Richmond...surrendered just one home run in 49.0 innings...struck out 54 batters (9.92 per nine innings) but also walked 23 (4.22 per nine innings)...compiled a 0.92 ERA and .209 opponents batting average over his first 15 games through June 8, had a 6.94 ERA and .283 opponents average over a 13-game stretch from June 9 to July 19 and finished with a 1.02 ERA and .246 opponents average over his final 13 contests...allowed a .242 opponents batting average, which broke down to .193 against right-handed hitters compared to .284 against left-handers...first batters faced were 7-for-33 (.212) with six walks and a hit by pitch (.350 on-base percentage...allowed 3-of-13 (23.1%) inherited runners to score...tossed at least one inning in 33 of his 41 appearances, including 18 appearances longer than 1.0 inning.

2018—Was claimed off waivers three times following the 2017 season and ended up pitching for Triple-A Buffalo in the Toronto organization...was claimed by Pittsburgh on Nov. 27, 2017, Seattle on Nov. 30 and Toronto on March 17, 2018...was designated for assignment March 29 and outrighted to Buffalo two days later...went 1-3 with a save and a 5.30 ERA in 15 relief appearances for the Bisons before going on the disabled list May 30 with a left elbow impingement...missed the remainder of the season...allowed a .293 opponents batting average, which broke down to .235 against left-handed hitters compared to .333 against right-handers.

2017—Began the season at Triple-A Albuquerque in the Colorado organization but finished it by making his Major League debut with the A's in September...compiled a 10.80 ERA and .406 opponents batting average in 11 relief appearances with Oakland...tossed less than one inning in eight of his 11 outings...allowed a .375 average against left-handed hitters compared to .500 by right-handers...first batters faced were 5-for-11 (.455)...allowed 1-of-5 (20.0%) inherited runners to score...went 3-2 with a 4.18 ERA in 44 relief appearances with Albuquerque...was traded to the A's for a player to be named later or cash Aug. 16 and was assigned to Triple-A Nashville...did not allow a run in six games with the Sounds (7.0 ip) and combined for a 3.64 ERA and .280 opponents batting average in 50 minor league games overall...surrendered just four home runs in 54.1 innings (0.66 per nine innings)...his opponents batting average included a mark of .272 against right-handed hitters and .299 against left-handers.

2016—Attended his first Major League Spring Training, made his Triple-A debut and had his contract selected to the 40-man roster...was assigned to Triple-A Albuquerque out of Spring Training and made his Triple-A debut April 7 at Tacoma (2.1 ip, 1 so)...was placed on the 7-day disabled list

June 10 with left elbow inflammation and made two scoreless, hitless rehab appearances with Rookie Level Grand Junction...his 44 appearances between the Isotopes and Grand Junction were a career high...attended his first Major League Spring Training and went 1-0 with a 2.45 ERA, two walks and three strikeouts across five Cactus League relief appearances.

2015—Split time between High-A Modesto and Double-A New Britain, going 0-1 with a 2.63 ERA...limited left-handers to a .175 batting average against and right-handers to a .221 average in 25 appearances with Modesto...in 13 appearances with New Britain, lefties hit .222 while right-handers batted .094...struck out a career-high seven batters in three innings May 5 vs. Bakersfield.

2014—Dealt with arm troubles early in the season but made nine relief appearances for Short-Season Tri-City to finish the season...went 0-1 with a 4.15 ERA in those nine relief appearances...four of his nine appearances were two or more innings...was not scored upon in any of those four outings.

2013—Pitched in 10 games, six as the starting pitcher, for Short-Season Tri-City...went 2-1 with a 2.28 ERA in his six starts...went 1-0 as a reliever and did not allow a run in any of his four relief appearances...limited right-handed batters to a .128 batting average.

PERSONAL/MISCELLANEOUS

Samuel John Moll...is married, Carolina, and has a child, Malcolm...pitched collegiately at the University of Memphis where he finished his career 17-9 with a 2.86 ERA and 213 strikeouts, the seventh-most in program history...was a 2013 First-Team All-Conference USA selection...attended Saint Benedict of Auburndale in Lakeland, Tenn., for high school...was named to All-Region and All-Region Tournament teams as a junior in 2009, after leading the program to a state runner-up finish.

LIFETIME PITCHING RECORD																				
Year	Club	W	L	ERA	G	GS	CG	SHO	SV	IP	H	R	ER	HR	HB	BB	IBB	SO	WP	BK
2013	Tri-City	3	1	1.80	10	6	0	0	0	30.0	20	9	6	0	0	10	0	29	5	0
2014	Tri-City	0	1	4.15	9	0	0	0	0	13.0	17	6	6	1	1	4	0	7	0	1
2015	Modesto	0	1	3.02	25	0	0	0	2	53.2	40	20	18	7	2	12	0	57	3	0
	New Britain	0	0	1.23	13	0	0	0	0	14.2	7	2	2	0	0	4	0	17	0	0
2016	Grand Junction	0	0	0.00	2	0	0	0	0	2.0	0	0	0	0	0	0	0	5	0	0
	Albuquerque	3	5	4.94	42	0	0	0	2	47.1	55	30	26	5	1	19	1	39	3	1
2017	Albuquerque	3	2	4.18	44	0	0	0	0	47.1	56	27	22	4	2	18	0	39	4	0
	Nashville	0	0	0.00	6	0	0	0	0	7.0	5	0	0	0	1	1	0	8	0	0
	OAKLAND	0	0	10.80	11	0	0	0	0	6.2	13	8	8	2	0	3	0	7	0	0
2018	Buffalo	1	3	5.30	15	0	0	0	1	18.2	24	15	11	1	1	5	0	19	2	0
2019	Richmond	1	2	2.58	35	0	0	0	2	38.1	32	18	11	0	3	20	3	42	3	0
	Sacramento	1	0	1.69	6	0	0	0	0	10.2	11	3	2	1	1	3	0	12	0	0
2020	Richmond	(Minor League Season Cancelled — Did Not Pitch)																		
2021	Reno	0	0	5.82	21	0	0	0	0	21.2	19	17	14	3	2	15	0	30	0	0
	OAKLAND	0	0	3.48	8	0	0	0	0	10.1	8	4	4	1	2	5	0	8	0	0
	Las Vegas	1	1	2.63	12	0	0	0	2	13.2	12	4	4	2	0	5	0	17	0	0
Major League Totals		0	0	6.35	19	0	0	0	0	17.0	21	12	12	3	2	8	0	15	0	0
Minor League Totals		13	16	3.45	240	6	0	0	9	318.0	298	151	122	24	14	116	4	321	20	2

CAREER TRANSACTIONS

2013 — Selected by the Colorado Rockies in the 3rd round of the First-Year Player Draft. **2017** — Traded to the Oakland Athletics for a player to be named later or cash, August 16. Claimed off waivers by the Pittsburgh Pirates, November 27. Claimed off waivers by the Seattle Mariners, November 30. **2018** — Claimed off waivers by the Toronto Blue Jays, March 17. Selected by the San Francisco Giants in the Triple-A Phase of the Rule 5 Draft, December 13. **2019** — Elected free agency, November 4; re-signed by San Francisco to a minor league contract, December 18. **2020** — Elected free agency, November 1; signed by the Arizona Diamondbacks to a minor league contract, November 10. **2021** — Traded to the Oakland Athletics for cash considerations, July 2. On the paternity list, September 23 to 25.

MOLL'S CAREER BESTS

Low Hit Complete Game: None

Innings Pitched: 2.0 (twice), last September 21, 2021 vs. Seattle

Strikeouts: 3, September 21, 2021 vs. Seattle

Pitches: 31 (twice), last: September 21, 2021 vs. Seattle

Longest Winning Streak: None

Longest Losing Streak: None

Longest Scoreless Streak: 7.2, July 17 to September 21, 2021

RIGHT-HANDED PITCHER**Height/Weight:** 6-2 / 255**Birthdate:** March 21, 1993**Birthplace/Resides:** Sainagua, Dominican Republic / Litchfield Park, Arizona**Major League Service:** 4 years, 15 days**Obtained:** Acquired from the Los Angeles Dodgers with minor leaguers Jharel Cotton and Grant Holmes for Rich Hill and Josh Reddick, Aug. 1, 2016**Contract Status:** First year of a one-year contract through 2022
[@frankiemontas](https://twitter.com/frankiemontas)
[fmontas100](https://www.instagram.com/fmontas100)
[Updated Stats](#)
**CAREER HIGHLIGHTS**

Is 31-23 with a 3.86 ERA in 102 games, including 72 starts, in six seasons in the majors with Chicago-AL (2015) and Oakland (2017-21)...has a 30-22 record and a 3.67 ERA in his 72 starts... has been traded three times in his career, with each deal involving at least five players...two of the deals involved three teams...is 20-32 with a 4.00 ERA in 123 games, including 107 starts, in nine seasons in the minors...has 510 strikeouts in 499.2 innings (9.19 per nine innings)...was suspended for 80 games in 2019 for violating Major League Baseball's Joint Drug Prevention and Treatment Program...threw a 7.0-inning no-hitter on June 9, 2015 at Tennessee...was selected to the All-Star Futures Game in 2014 and 2015...pitched in the Arizona Fall League in 2014 and 2016 and was selected to the Rising Stars Game in 2014.

2021 HIGHLIGHTS

- Went 13-9 with a 3.37 ERA and 207 strikeouts in 32 starts.
- Finished with the second best strikeout total in Oakland history to Vida Blue's record of 301 in 1971...it was 10th best in Athletics history and second by an A's right-hander to Jack Coombs, who had 224 in 1910...is the fifth pitcher in Oakland history and the ninth in Athletics history (14 times) to fan 200 or more in a season...his average of 9.96 strikeouts per nine innings was the best in Athletics history ahead of Sean Manaea's 9.74 this year...the previous record was 8.80 by Todd Stottlemire in 1995...now has 469 career strikeouts in 448.0 innings, an average of 9.42 per nine innings.
- Tied for the American League lead in games started, ranked third in opponents slugging percentage (.372) and innings pitched (187.0), fourth in ERA, opponents OPS (.723), strikeouts and fewest home runs per nine innings (1.08), tied for fifth in wins, seventh in batting average (.232), on-base percentage (.294) and winning percentage (.591) and eighth in strikeout-to-walk ratio (3.63)...also ranked third in pitches (3,028) and tied for fourth in wild pitches (11).
- Finished sixth in AL Cy Young balloting and received 11 votes (2 third, 6 fourth, 3 fifth)
- His 32 starts doubled his previous career high of 16 in 2019 and his 187.0 innings pitched nearly doubled his previous best of 96.0 in 2019...had career highs in every category...had his second lowest ERA, opponents OPS, batting average and on-base percentage to his numbers in 2019 (2.63, .646, .230, .282).
- Led the A's in wins, ERA, strikeouts and innings pitched and tied for the lead in games started.
- Was 8-7 with a 4.41 ERA, .258 opponents batting average, .737 OPS and 14 home runs in 100.0 innings and 18 starts before the All-Star Break...then went 5-2 with a 2.17 ERA, .199 opponents average, .575 OPS and six home runs in 87.0 innings and 14 starts after the break... had the lowest opponents OPS, slugging percentage (.303) and batting average after the break in the AL, ranked second in ERA, third in strikeouts (102) and fourth in on-base percentage (.272)...the strikeouts were fourth most in Oakland history after the break.
- His opponents batting average broke down to .225 (78-for-346) with a .665 OPS against left-handed hitters and .238 (86-for-361) with a .667 OPS against right-handers.

**ATHLETICS MOST
STRIKEOUTS PER
NINE INNINGS**

9.96	Frankie Montas, 2021
9.74	Sean Manaea, 2021
8.80	Todd Stottlemire, 1995
8.78	Gio Gonzalez, 2011
8.68	Vida Blue, 1971
8.61	Barry Zito, 2001
8.39	Rube Waddell, 1903
8.20	Rube Waddell, 1904
8.18	Jose Rijo, 1986
7.92	Rich Harden, 2004

- Had a .235 opponents average and 11 home runs with the bases empty, .227 with nine home runs with runners on base.
- Opponents hit .190 the first time through the order, .273 the second time and .224 after that.
- Went 5-4 with a 2.64 ERA and .207 opponents batting average in 12 starts against AL West teams compared to 8-5 with a 3.86 ERA and .248 opponents average in 20 starts against all other teams...is now 15-9 with a 3.32 ERA (77 er in 208.2 ip) in 45 career appearances against the AL West, 16-14 with a 4.32 ERA in 57 games against all other teams.
- Is 3-5 with a 6.42 ERA in 15 career interleague appearances.
- Was 5-2 with a 2.41 ERA in 11 starts during the day compared to 8-7 with a 3.91 ERA in 21 starts at night...his day ERA was third lowest in the AL.
- Allowed 20 of his 79 runs in the third inning for a 5.68 ERA, .316 opponents batting average and .854 OPS...had a 2.53 ERA, .182 average and .586 OPS in innings 1-2, and a 3.15 ERA, .232 opponents average and .647 OPS from the fourth inning on.
- Held the opponent's number three hitter to a .171 batting average, which was the lowest mark in the majors.
- Had a .164 opponents average with two strikes and has a .164 career average in that situation.
- Tossed seven innings or fewer in each of his 32 starts and now has a streak of 44 consecutive starts of seven innings or fewer dating back to Sept. 25, 2019...that is the longest such streak in Athletics history, topping the previous long of 40 by Chris Bassitt from May 21, 2019-May 16, 2021...last tossed more than seven innings on June 20, 2019 against Tampa Bay (8.0 ip)...had seven starts of 7.0 innings in 2021 and was 5-0 with a 0.73 ERA and .130 opponents average in those starts.
- Had 10 no decisions, five of which came in extra inning games...the A's were 17-15 (.531) in his starting assignments.
- Had four games of 10 or more strikeouts, which tied for the fourth most 10-strikeout games in a season in Oakland history...now has seven in his career, which is tied for fifth in Oakland history.
- According to TruMedia, threw 678 splitters, which was second most in the majors (Gausman, SF 1061)...opponents hit .126 with a .352 OPS off his splitter and he allowed just one home run.
- **DAY-BY-DAY:** Took the loss in his first start on April 5 against Los Angeles (NL)...allowed seven runs in a season-low 2.2 innings and tossed 90 pitches, which were the most by an A's pitcher in an outing of fewer than three innings since pitch counts were tracked beginning in 1988...the loss extended his losing streak to a career-high three games dating back to Sept. 13, 2020...then picked up the win in each of his next two starts and allowed just one run on eight hits in 12.0 innings...won 7-3 at Houston on April 10 and then combined with Romo, Diekmann and Wendelken on a four-hit shutout in the A's 3-0 victory over Detroit on April 16...allowed six runs on a season-high nine hits in 4.0 innings against Minnesota on April 21 but had a no decision in the A's 13-12, 10-inning win...allowed three home runs in a start for the second time in his career (Sept. 22, 2020 vs. Los Angeles-NL)...finished April 2-2 with a 6.20 ERA in five starts...then went 3-3 with a 3.18 ERA in six starts in May...the three wins matched his most ever in a month and he had 38 strikeouts, which tied for eighth in the AL...won each of his first three starts in May and posted a 3.12 ERA over that stretch from May 3-14...then went 0-3 with a 3.24 ERA over his next three starts from May 19-29...the losing streak matched his career high...struck out 11 batters in 6.0 innings in a 4-2 loss to Seattle on May 24...it was one of four games with 10 or more strikeouts (10, July 8 at Houston; 10, July 23 at Seattle; 10, July 29 at Los Angeles-AL) and the second highest single-game total of his career to his 13 against the Mariners in the final game of the 2020 season...tossed a season-high 7.0 innings June 15 against Los Angeles (AL) and allowed just two runs for the win...it was his first of seven starts of 7.0 innings...then surrendered a season-high eight runs on a season-high tying nine hits in 5.2 innings at Texas on June 21 for the loss...then went 6-2 with a 2.24 ERA and .198 opponents batting average over his final 17 starts...started consecutive games that went extra innings on June 26 at San Francisco and July 2 against Boston...struck out 10 batters in back-to-back starts on July 23 at Seattle and July 29 at Los Angeles (AL) to become the first A's pitcher with consecutive games of 10 or more strikeouts since Brandon McCarthy (Aug. 29-Sept. 3, 2011)...combined with Romo and Trivino on a three-hit shutout in the latter contest against the Angels, a 4-0 win...tossed 7.0 innings and allowed all three of

the hits...struck out 10 and logged a season-high 109 pitches...finished July with a 2-1 record, a 2.30 ERA and .204 opponents batting average in five starts...struck out 40 in 31.1 innings and walked just nine while surrendering two home runs...his strikeouts ranked fifth in the AL and fifth in Oakland history in the month of July...also ranked seventh in the AL in ERA and opponents batting average, ninth in slugging percentage (.310) and 10th in OPS (.588)...then went 1-1 with a 2.03 ERA and .212 opponents batting average in five starts in August...did not allow a home run in 31.0 innings, walked nine and struck out 35...the ERA was his lowest in a month with more than one game and ranked fifth in the AL in August...also ranked second in opponents slugging percentage (.240) and third in OPS (.512)...struck out eight batters on Aug. 4 against San Diego, giving him 45 strikeouts over a five-start stretch from July 8-Aug. 4...those were the second most strikeouts by an A's pitcher over a five-game span over the last 35 years...only Todd Stottlemyre, with 46 from June 16-July 6, 1995, had more...tossed 7.0 scoreless innings and allowed two hits in back-to-back starts on Aug. 22 against San Francisco (ND) and Aug. 28 against New York-AL (W)...joins Bobby Witt (June 23-28, 1994) and Daniel Mengden (May 20-26, 2018) as the only pitchers in Athletics history with back-to-back starts of at least seven scoreless innings and two hits or fewer...left with a 1-0 lead in his start on the 22nd but the bullpen blew the save...it was the first of two times he left with the lead in one of his starts only to have the bullpen blow the save (Sept. 19 at Los Angeles-AL)...did not allow a run over his first four innings on Sept. 2 at Detroit to extend his scoreless streak to a career-high 18.0 innings...had a no decision in his 100th career appearance, a 3-2 A's win in 10 innings at Los Angeles (AL) on Sept. 19...tossed 7.0 scoreless innings and allowed just one hit but issued a season-high four walks...was named AL Pitcher of the Month for September after going 3-0 with a 2.19 ERA in six starts...held the opposition to a .193 batting average and struck out 40 in 37.0 innings...led the AL in ERA in September, ranked third in opponents batting average and slugging percentage (.341) and fifth in strikeouts and OPS (.622)...the three wins matched his most ever in a month and the 40 strikeouts tied for fifth most in Oakland history in September.

CAREER

2020—Was off to a strong start as he was 2-1 with a 1.57 ERA, .175 opponents batting average and no home runs over his first four starts...was scratched from his scheduled start on Aug. 14 at San Francisco with upper back tightness and went 1-4 with an 8.70 ERA, .321 opponents average and 10 home runs over his final seven starts...went 3-5 with a 5.60 ERA in 11 starts overall...his ERA was eighth highest in the majors among pitchers with at least 50 innings pitched...led the A's in strikeouts (60), losses (5), runs (35), home runs (10) and walks (23)...the A's were 6-5 (.545) in his starting assignments...had two starts of seven innings and five starts of fewer than five innings...his opponents batting average broke down to .198 against right-handed hitters compared to .350 against left-handers...surrendered six of his 10 home runs and issued 15 of his 23 walks to lefties for a 1.061 OPS (.572 against right-handers)...had a .306 opponents batting average the first time through the lineup, .264 the second time and .205 after that...allowed a .133 average with two strikes...was 2-1 with a 2.56 ERA and .225 opponents batting average in six starts in Oakland, 1-4 with a 10.13 ERA and .330 opponents average in five starts on the road...surrendered just two home runs in 31.2 innings in Oakland compared to eight in 21.1 innings on the road...made eight of his 11 starts during the day, which tied for the most in the majors...was 2-4 with a 6.16 ERA during the day, 1-1 with a 4.20 ERA at night...went 2-2 with a 2.83 ERA in six starts on four days rest, 1-3 with an 11.00 ERA in five starts on five days rest or more...was 3-2 with a 3.61 ERA and .236 opponents batting average in eight starts against American League West competition, 0-3 with a 13.50 ERA and .391 opponents average in three interleague starts...received two runs of support or fewer in nine of his 11 starts...had 10 of his 28 runs of support in one start on Aug. 3 at Seattle and had a 4.75 RSA for the season...won both of his starts with support of three or more runs...was the A's Opening Day starting pitcher and had a no decision in a 7-3, 10-inning win over Los Angeles (AL)...it was his first career Opening Day start and he became the A's 13th different Opening Day starting pitcher over the last 15 years...was just the second foreign-born Opening Day starting pitcher in Oakland history (Ariel Prieto, April 2, 1997)...allowed just one run in 4.0 innings...took the loss in his second start on July 29 against Colorado, snapping a career-high five-game winning streak dating back to May 17, 2019...it was his first loss since April 29, 2019 at Boston...then picked up the win in back-to-back starts on Aug. 3 at Seattle and Aug. 8 against Houston for his only winning streak of the season...tossed a season-

high 7.0 innings in each start...was named American League Player of the Week for the week of Aug. 3-9 after going 2-0 with a 0.64 ERA in two starts...struck out 14, walked four and allowed six hits in 14.0 innings...it was his first career Player of the Week honor...was 2-1 with a 1.57 ERA in four starts when he was scratched from his scheduled start on Aug. 14 at San Francisco with upper back tightness...allowed a career-high nine runs on six hits and four walks in 1.2 innings in his next start on Aug. 18 at Arizona, which was his shortest career outing as a starter...that began a season-ending stretch where he went 1-4 with a 8.70 ERA in six starts...lost his second consecutive decision in the second game of the Aug. 29 doubleheader at Houston, snapping a seven-game winning streak against AL West competition...was placed on the paternity list on Sept. 14...was reinstated Sept. 17 and allowed three home runs in a game for the first time in his career in his next start on Sept. 22 at Los Angeles (NL)...started the A's final game of the season on Sept. 27 against Seattle and struck out a career-high 13 batters on a career-high 113 pitches in 6.0 innings...the strikeouts were the most by an A's pitcher since Todd Stottlemyre had 15 on June 16, 1995 against Kansas City and they tied for the seventh best single game performance in Oakland history...they matched the most in Athletics history by a pitcher with six innings or fewer...Vida Blue also had 13 in 6.0 innings on April 9, 1971 against Kansas City...was 1-1 with a 9.53 ERA and .346 opponents batting average in two games, including one start, in his postseason debut...picked up the win in relief in the A's series-clinching, 6-4 victory over Chicago in Game 3 of the ALWCS (2.0 ip, 2 h, 1 r, 1 er, 2 so)...then took the loss in the deciding Game 4 of the ALDS against Houston at Dodger Stadium, an 11-6 A's loss (3.2 ip, 7 h, 5 r, 5 er, 1 bb, 3 so, 2 hr)...blanked the Astros on one hit over the first three innings and had a 3-0 lead when he allowed five runs in the fourth inning on a two-run home run by Brantley and a three-run home run by Correa.

2019—Went 9-2 with a 2.63 ERA in 16 starts in a season shortened due to an 80-game suspension for violating Major League Baseball's Joint Drug Prevention and Treatment Program...his ERA was a career low as was his opponents batting average (.230), on-base percentage (.282) and OPS (.646)...averaged 2.16 walks per nine innings, which was the lowest mark of his career...his strikeout-to-walk ratio of 4.48 was a career high...surrendered eight home runs (0.75 per nine innings)...his ERA was third lowest in the American League among pitchers with at least 90 innings...using the same minimum, he ranked fourth in fewest home runs per nine innings, fifth in opponents OPS, sixth in slugging percentage (.364), ninth in on-base percentage and 10th in strikeout-to-walk ratio...had a .229 opponents batting average and .647 OPS against right-handed hitters compared to .231 with a .645 OPS against left-handers...allowed a .207 average to batters leading off an inning and .115 with two strikes...six of the eight home runs he allowed were solo shots...only one came the first time through the batting order...was 4-0 with a 3.00 ERA in seven starts at home, 5-2 with a 2.33 ERA in nine starts on the road...had a 3-0 record and a 1.50 ERA in four starts during the day, 6-2 with a 3.00 ERA in 12 starts at night...went 5-2 with a 3.00 ERA in 11 starts on four or five days rest, 4-0 with a 1.91 ERA in five starts on six days rest or more...allowed just one run in the first inning for a 0.56 ERA...received two runs of support or fewer in seven of his 16 starts but had six starts with seven runs of support or more...had a 6.84 RSA overall...was 7-1 in nine starts with three runs of support or more...the A's were 12-4 (.750) in his starting assignments...committed three errors, which tied for the most among AL pitchers...went 0-for-1 with a walk as a hitter...was on the Opening Day roster and was available in the bullpen for the two games against Seattle in Japan but did not pitch...was inserted into the fourth spot in the rotation when the season resumed and picked up the win in his first start March 31 against Los Angeles (AL)...went 3-0 with a 3.50 ERA and .224 opponents average over a three-start stretch from April 10 to 23...had an eight-game, 53.0-inning, 228-batter faced homerless streak from April 10 to June 4...had his three-game winning streak snapped April 29 at Boston when he allowed a seven runs in 4.1 innings...only one of the runs was earned and the six unearned runs tied for second most in Oakland history...they were the most since Brett Anderson also had six on May 15, 2009 vs. Detroit...finished April with a 3-2 record and a 3.29 ERA in five starts...tied for fifth in the American League in wins...then went 2-0 with a 2.64 ERA in five starts in May...tied for eighth in the AL in May ERA...tossed a career-high 8.2 innings and had his first career 10-strikeout game in a 7-2 win at Detroit on May 17...did not walk a batter, which marked the 27th time in Oakland history a pitcher struck out 10 or more and did not issue a walk...it was the first since Jeff Samardzija on Sept. 17, 2014 vs. Texas (10 so)...that began a career-high and season-ending five-game winning streak...compiled a 2.49 ERA and .201 opponents batting average over that eight-start stretch...had his second career 10-strikeout game in a 9-8 win at

Texas June 9...allowed a run on four hits in 8.0 innings on June 20 against Tampa Bay but had a no decision in the A's 5-4 win...was suspended for 80 games the next day for violating Major League Baseball's Joint Drug Prevention and Treatment Program...was 9-2 with a 2.70 ERA in 15 starts at the time...was tied for third in the AL in wins and winning percentage (.818) and ranked fifth in ERA...was reinstated Sept. 25 and started that day at Los Angeles (AL) when he had a no decision in the A's 3-2 win (6.0 ip, 4 h, 1 r, 1 er, 2 bb, 6 so)...was not eligible for the postseason...pitched for Escogido in the Dominican Winter League following the season and was 3-0 with a 1.44 ERA in five starts.

2018—Went 5-4 with a 3.88 ERA in 13 games, including 11 starts, over four stints with Oakland...was 5-2 with a 3.35 ERA in eight starts during his first stint from May 27 to July 9 and 0-2 with a 5.40 ERA in five games over his final three stints...surrendered just five home runs in 65.0 innings after yielding 10 home runs in 32.0 innings in 2017...allowed a .290 opponents batting average, including .276 against right-handed hitters compared to .305 against left-handers...yielded 20 of his 28 extra base hits to lefties and had a .378 slugging percentage against righties compared to .523 against lefties...the opponents clean-up hitter went 3-for-27 (.111) against him...was 2-1 with a 2.65 ERA in three interleague starts compared to 3-3 with a 4.31 ERA in 10 games against the American League...batted for the first time as a professional and went 0-for-5 with five strikeouts...the A's were 7-4 (.636) in his 11 starting assignments...was recalled from Triple-A Nashville May 27 and won each of his first three starts, posting a 1.25 ERA and .208 opponents batting average...struck out seven batters in 6.0 innings in his first start on May 27 against Arizona and was the winning pitcher in the A's 2-1 victory...no-hit the Diamondbacks over the first five innings...combined with Pagán on an eight-hit shutout in the A's 16-0 win at Kansas City June 1...tossed eight innings and allowed seven of the hits...allowed a career-high 11 hits in a 7-3 loss to Houston on June 14...yielded an Oakland record seven doubles July 1 against Cleveland...combined with Trivino and Treinen on a five-hit shutout in the A's 2-0 win at Houston on July 9...tossed 6.0 innings and yielded three of the hits but was optioned to Nashville the next day...was recalled July 24 and went 0-1 with a 5.79 ERA in two starts before he was optioned back to the Sounds July 30...his third stint lasted one day on Aug. 30 when he allowed seven runs in 6.0 innings in a 7-1 loss to Seattle Aug. 30...returned to Oakland Sept. 11 and made two appearances following his return, both in relief (1.1 ip, 1 h)...did not pitch after Sept. 19...was 4-5 with a 4.65 ERA in 15 games, all starts, with Triple-A Nashville...had a .255 opponents batting average, including .189 against left-handed hitters...was 4-1 with a 3.12 ERA in six starts at home, 0-4 with a 6.99 ERA in six starts on the road...struck out a season-high 10 batters in 6.0 innings May 9 against Colorado Springs...tossed a complete game at Memphis on May 14 but was the losing pitcher in a 2-1 loss...allowed two runs on six hits in eight innings...was 1-5 with a 4.39 ERA and .269 opponents batting average in nine starts when he was promoted to Oakland May 27...was optioned back to Nashville July 10 and tossed 5.0 scoreless innings for his second win July 17 at Omaha...that was his only outing before returning to Oakland July 24 but he was optioned back to the Sounds July 30...went 2-0 despite a 5.96 ERA in five starts in August.

2017—Was on the A's Opening Day roster and compiled a 7.03 ERA and .302 opponents batting average in 23 games over two stints with Oakland...also went 0-2 with a 5.22 ERA in nine games, eight starts, with Triple-A Nashville before an oblique injury ended his season in mid-August...issued 20 walks in 32.0 innings (5.63 per nine innings) with the A's for a .408 opponents on-base percentage...had a .566 opponents slugging percentage and .974 OPS...the OPS was the highest in Oakland history by a reliever, the slugging percentage was second highest and the on-base percentage was third highest...had the highest OPS and on-base percentage among Major League relievers in 2017...had the second-highest opponents slugging percentage among AL relievers...struck out 36 for an average of 10.13 strikeouts per nine innings...allowed 10 home runs, an average of 2.81 home runs per nine innings...that was the second-highest mark in Oakland history among pitchers with 30 or more innings pitched (Curt Young, 2.93 in 1985)...his opponents batting average included a .257 mark against right-handed hitters compared to .364 against left-handers...had a .751 OPS against righties, 1.267 against lefties...tossed 2.2 scoreless innings in his A's debut April 5 against Los Angeles (AL)...tossed a scoreless ninth inning May 6 against Detroit and was credited with his first big league win when Adam Rosales had a walk-off RBI single in the bottom of the ninth for a 6-5 A's win...that began a 10.2-inning scoreless streak that ran through May 30...tossed 3.0 scoreless innings and struck out five May 20 against Boston...the in-

nings pitched and strikeouts matched his most as a reliever...was optioned to Nashville June 11... was recalled July 21 and allowed at least one run in each of his two appearances before he was sent back to Nashville July 30...struck out 37 batters in 29.1 innings with Nashville, an average of 11.35 per nine innings...walked just seven for a strikeout-to-walk ratio of 5.29...allowed a .223 opponents batting average, including .188 against right-handed hitters...his first outing with the Sounds came in relief and he then started in each of his final eight appearances...was placed on the disabled list Aug. 11 with a strained right oblique and missed the remainder of the season.

2016—Was one of three players acquired by the A's from Los Angeles in the trading deadline deal that sent Rich Hill and Josh Reddick to the Dodgers, but missed nearly the entire season due to rib cage injuries...began the year on the Dodgers 60-day disabled list with a fractured right rib cage, an injury suffered during the offseason...was sent to Double-A Tulsa on a rehab assignment May 22 and logged a 1.93 ERA in three games, including one start...was transferred to Triple-A Oklahoma City May 30 and made three additional rehab appearances before he was reinstated from the DL and optioned to Oklahoma City June 12...made one more appearance before going on the Triple-A DL June 19 with an inflamed right rib cage...missed the remainder of the season...was 0-0 with a 2.25 ERA and .241 opponents batting average in seven games (four starts)...struck out 22 batters in 16.0 innings (12.38 per nine innings) and walked just three (1.69 per nine innings)...surrendered just one home run...was traded to the A's Aug. 1 with Jharel Cotton and Grant Holmes and was placed on the Nashville DL...pitched for Mesa in the Arizona Fall League following the season and went 1-0 with a 0.53 ERA and .132 opponents batting average in six relief appearances...was rated as the A's number 5 prospect by *Baseball America* following the season.

2015—Made his Major League debut with Chicago (AL), going 0-2 with a 4.80 ERA and .246 opponents batting average in seven games (two starts)...struck out 20 batters in 15.0 innings (12.00 per nine innings)...was initially recalled from Birmingham July 17 as the 26th player for a double-header against Kansas City, but did not pitch...was recalled Sept. 1 for the remainder of the season and made his ML debut Sept. 2 at Minnesota, working 1.0 scoreless inning...recorded his first career strikeout (Miguel Sanó in the eighth inning)...made his first career start Sept. 23 at Detroit and suffered the loss after allowing six runs on six hits over 3.0 innings...was 5-5 with a 2.97 ERA and .219 opponents batting average in 23 starts with Double-A Birmingham...ranked fourth in the Southern League in ERA, opponents batting average and strikeouts per nine innings (8.68)...went 3-0 with a 1.97 ERA over a 12-start stretch from May 19-July 26...threw a 7.0-inning no-hitter on June 9 at Tennessee (3 bb, 3 so)...named a SL Midseason All-Star and also represented the World Team in the All-Star Futures Game in Cincinnati on July 12 (0.2 ip, 4 h, 3 r, 3 er, 1 so)... was named Southern League Pitcher of the Week for July 13-19 after tossing 5.0 scoreless innings for the win July 19 against Pensacola (2 h, 1 bb, 8 so)...entered the season rated by *Baseball America* as the number 5 prospect.

2014—Went 5-0 with a 1.44 ERA, .184 opponents batting average, one complete game and 80 strikeouts in 15 starts between the Arizona League White Sox, Single-A Winston-Salem and Double-A Birmingham...surrendered just three home runs in 81.0 innings...began the season on the disabled list with a left knee injury...struck out a season-high 11 on May 22 at Salem...tossed a seven-inning complete game seven-hitter in a 6-2 win at Frederick on June 26...was placed on the DL a second time on June 29 to repair a medial meniscus tear in his right knee...made four starts with the AZL White Sox on a rehab assignment from Aug. 8 to 29...was reinstated from the DL Aug. 30 and transferred to Birmingham where he made one start...went 1-0 with a 3.52 ERA over six starts with Glendale in the Arizona Fall League...selected to the league's Rising Stars Game.

2013—Went a combined 5-11 with a 5.43 ERA, .263 opponents batting average and 127 strikeouts over 24 appearances (23 starts) between Single-A Greenville in the Boston organization and Single-A Kannapolis (White Sox)...averaged 10.3 strikeouts per 9.0 innings...was traded to the Chicago White Sox organization as part of a three-team trade that also involved Detroit on July 30...made two relief appearances with Escogido in the Dominican Winter League following the season and did not allow a run in 0.2 innings (1 bb).

2012—Combined to go 1-5 with a 3.65 ERA and 45 strikeouts over 13 appearances (10 starts) between the Gulf Coast League Red Sox and Single-A Lowell in his first season in the United States... earned his first professional win in relief on July 31 against the Orioles (4.0 ip, 1 r, 1 er, 1 bb, 3 so).

2011—Made five first starts with the Dominican Summer League Red Sox and was 0-1 with a 4.26 ERA...held opponents to a .159 batting average, including .154 against left-handed hitters... had 12 walks and 12 strikeouts in 12.2 innings.

2010—Made his professional debut with the Red Sox affiliate in the Dominican Summer League and was 0-3 with a 9.55 ERA and .322 opponents batting average in 12 games (four starts)... struck out 18 and walked 18 in 21.2 innings.

PERSONAL/MISCELLANEOUS

Francelis Montas...is married, Nicholette, and has two children, Michael and Ellie...attended Colegio Creciendo in San Cristobal, Dominican Republic.

LIFETIME PITCHING RECORD

Year	Club	W	L	ERA	G	GS	CG	SHO	SV	IP	H	R	ER	HR	HB	BB	IBB	SO	WP	BK
2010	DSL Red Sox	0	3	9.55	12	4	0	0	0	21.2	28	30	23	2	8	18	0	18	4	0
2011	DSL Red Sox	0	1	4.26	5	5	0	0	0	12.2	7	7	6	0	1	12	0	12	2	0
2012	GCL Red Sox	1	5	3.98	12	9	0	0	0	40.2	34	22	18	0	3	12	0	41	4	0
	Lowell	0	0	0.00	1	1	0	0	0	3.2	5	1	0	0	0	1	0	4	0	0
2013	Greenville	2	9	5.70	19	18	1	0	0	85.1	94	62	54	10	3	32	0	96	9	1
	Kannapolis	3	2	4.56	5	5	0	0	0	25.2	20	13	13	1	0	18	0	31	8	0
2014	Winston-Salem	4	0	1.60	10	10	1	0	0	62.0	45	16	11	2	2	14	0	56	3	2
	AZL White Sox	1	0	1.29	4	4	0	0	0	14.0	6	3	2	1	0	7	0	23	0	0
2015	Birmingham	0	0	0.00	1	1	0	0	0	5.0	1	1	0	0	0	1	0	1	0	0
	Birmingham	5	5	2.97	23	23	1	1	0	112.0	89	49	37	3	1	48	0	108	4	1
2016	CHICAGO (AL)	0	2	4.80	7	2	0	0	0	15.0	14	8	8	1	0	9	1	20	0	0
	Tulsa	0	0	1.93	3	1	0	0	0	4.2	2	1	1	1	0	1	0	7	0	0
2017	Oklahoma City	0	0	2.38	4	3	0	0	0	11.1	12	3	3	0	0	2	0	15	0	0
	OAKLAND	1	1	7.03	23	0	0	0	0	32.0	39	25	25	10	3	20	0	36	1	0
2018	Nashville	0	2	5.22	9	8	0	0	0	29.1	25	17	17	4	0	7	0	37	1	0
	Nashville	4	5	4.65	15	15	1	0	0	71.2	69	40	37	7	2	26	0	61	4	0
2019	OAKLAND	5	4	3.88	13	11	0	0	0	65.0	74	34	28	5	2	21	0	43	5	0
	OAKLAND	9	2	2.63	16	16	0	0	0	96.0	84	35	28	8	4	23	1	103	5	0
2020	OAKLAND	3	5	5.60	11	11	0	0	0	53.0	57	35	33	10	1	23	0	60	2	0
2021	OAKLAND	13	9	3.37	32	32	0	0	0	187.0	164	79	70	20	7	57	1	207	11	0
Major League Totals		31	23	3.86	102	72	0	0	0	448.0	432	216	192	54	17	153	3	469	24	0

CAREER TRANSACTIONS

2009 — Signed by the Boston Red Sox as a non-drafted international free agent, December 14. **2013** — Traded to the Chicago White Sox as part of a three-team deal in which Chicago acquired outfielder Avisail Garcia from Detroit and pitcher J.B. Wendelken and infielder Cleuluis Rondon from Boston; Boston acquired pitcher Jake Peavy from Chicago and Brayan Villarreal from Detroit and Detroit acquired infielder José Iglesias from Boston, July 30. **2015** — Traded to the Los Angeles Dodgers with infielder Micah Johnson and outfielder Trayce Thompson in a three-team trade in which the Dodgers sent infielders Brandon Dixon and Jose Peraza and outfielder Scot Schebler to Cincinnati and the Reds sent infielder Todd Frazier to Chicago, December 6. **2016** — On the disabled list, February 20 to June 11; included rehabilitation assignment to Tulsa, May 22 to 29, and Oklahoma City, May 30 to June 11. Traded to the Oakland Athletics with minor league pitchers Jharel Cotton and Grant Holmes for pitcher Rich Hill and outfielder Josh Reddick, August 1. **2019** — On the restricted list, June 21 to September 24. **2020** — On the paternity list, September 14 to 16. **2021** — On the injured list, February 19 to March 14.

WILD CARD RECORD

Year	Club/Opp.	W	L	ERA	G	GS	CG	SHO	SV	IP	H	R	ER	HR	HB	BB	IBB	SO	WP	BK
2020	OAK vs. CWS	1	0	4.50	1	0	0	0	0	2.0	2	1	1	0	0	0	0	2	0	0

DIVISION SERIES RECORD

Year	Club/Opp.	W	L	ERA	G	GS	CG	SHO	SV	IP	H	R	ER	HR	HB	BB	IBB	SO	WP	BK
2020	OAK vs. HOU	0	1	12.27	1	1	0	0	0	3.2	7	5	5	2	0	1	0	3	0	0

MONTAS' CAREER BESTS

Low Hit Complete Game: None

Innings Pitched: 8.2, May 17, 2019 at Detroit. As reliever: 3.0 (twice), last: May 20, 2017 vs. Boston

Strikeouts: 13, September 27, 2020 vs. Seattle; 11, May 24, 2021 vs. Seattle; 10 (five times), last: July 29, 2021 at Los Angeles (AL). As reliever: 5 (twice), last: May 20, 2017 vs. Boston

Pitches: 113, September 27, 2020 vs. Seattle. As reliever: 65, September 13, 2015 vs. Minnesota

Longest Winning Streak: 5, May 17, 2019 to June 15, 2019

Longest Losing Streak: 3 (twice), last: May 19 to 29, 2021

Longest Scoreless Streak: 18.0, August 22 to September 2, 2021

**CATCHER****Height/Weight:** 6-3 / 228**Bats/Throws:** Right / Right**Birthdate:** October 4, 1994**Opening Day Age:** 27**Birthplace/Resides:** Peekskill, New York / Dayton, Ohio**Major League Service:** 2 years, 29 days**Obtained:** Selected in the 3rd round of the 2016 First-Year Player Draft**Contract Status:** First year of a one-year contract through 2022
 [Updated Stats](#)
CAREER HIGHLIGHTS

Made his Major League debut with the A's in 2019 and is a .222 hitter with 28 home runs and 81 RBI in 182 games in three seasons with Oakland...however, has 70 walks and 13 hit by pitches for a .321 on-base percentage...won the American League Gold Glove for catchers in 2021...started all eight of the A's postseason games behind the plate in 2019 and 2020...batted .267 with 34 home runs and 129 RBI in 235 games in four seasons in the minors...has appeared exclusively at catcher on defense and has thrown out 21-of-81 (25.9%) attempted base stealers as a major leaguer and 55-of-168 (32.7%) as a minor leaguer...was named to the 2018 All-Star Futures Game but did not play due to injury...was named to the Texas League Midseason All-Star team in 2018 and the California League Midseason All-Star team in 2017...played for Mesa in the Arizona Fall League in 2017...was ranked as the A's seventh-best prospect by *Baseball America* following the 2017 season and third-best following 2018 and 2019.

2021 HIGHLIGHTS

- Batted .216 with 17 home runs and 59 RBI in 119 games in his first full season after hitting .237 with 11 home runs and 22 RBI in 63 games over his first two years with the A's.
- Added 40 walks and was hit by a pitch 12 times for a .306 on-base percentage...the hit by pitches ranked eighth in the American League and tied for 10th most in Oakland history.
- Now has a .222 career batting average, but his on-base percentage is nearly 100 points higher at .321.
- Had career highs in all counting categories but his batting average, on-base percentage, slugging percentage (.405) and OPS (.710) were the lowest of his three seasons.
- His 17 home runs were fifth most among AL catchers and tied for fifth most in Oakland history by a catcher...led AL catchers in doubles (22) and ranked third in RBI (56) and extra base hits (39).
- Became the first catcher in Athletics history to win a Gold Glove after tying for third among Major League catchers in defensive runs saved (10)...opponents were caught stealing in 13-of-54 (24.1%) stolen base attempts with him behind the plate and the 13 caught stealings tied for fifth most among AL catchers...ranked fourth among AL catchers in games (112), games started (104) and innings (923.1) and fifth in catchers ERA (3.99).
- Had just one passed ball, which tied for the fewest among qualified AL catchers...it matched Brent Mayne (1 pb in 83 games caught) for the fewest in Oakland history by a catcher with at least 81 games behind the plate.
- Started 77 of the A's 105 games at catcher (73.3%) through July 30, the date the A's acquired Yan Gomes from Washington...then started just 27 of the final 57 games (47.4%)...hit .219 with a .724 OPS through July 30, .210 with a .674 OPS after that.
- Batted .227 (61-for-269) with a .748 OPS against right-handed pitchers compared to .194 (24-for-124) with a .628 OPS against left-handers.
- His average improved to .293 with runners in scoring position.

MOST HOME RUNS, OAKLAND CATCHER

34	Terry Steinbach, 1996
21	Ramon Hernandez, 2003
21	Gene Tenace, 1975
19	Dave Duncan, 1972
17	Sean Murphy, 2021
17	Stephen Vogt, 2015

**only includes home runs while playing catcher*

- Hit 11 of his 17 home runs on the road...batted .196 at home and .now has a .198 (52-for-263) career batting average in the Coliseum.
- Was 2-for-14 (.143) in five starts at designated hitter and 2-for-5 (.400) with a walk and a RBI as a pinch hitter.
- Hit .314 in the ninth inning and has a .319 (15-for-47) career average in the ninth.
- Batted .107 with two strikes.
- Started games at every spot in the order except first, second and ninth...made a team-leading 28 starts batting seventh and also hit eighth 28 times and sixth 27 times.
- **DAY-BY-DAY:** Reached base safely in each of his first two games to extend his career-high reaching base streak to 18 games dating back to Sept. 4, 2020...however, went 0-for-14 over his first five games and hit .152 over his first 15 contests through April 25...homered in back-to-back games on April 26 and 27 at Tampa Bay to start a 10-game stretch where he was 10-for-32 (.313) with three home runs and eight RBI...had a career-high 15-game homerless streak from May 15-June 2...went 9-for-14 (.643) with runners in scoring position from May 21-June 6...hit .255 overall over that span and drove in 13 runs...matched his career-high with three hits and drove in a season-high three runs on June 4 at Colorado...was hit by a pitch twice June 14 against Los Angeles (AL), which tied the Athletics record (last: Laureano, Aug. 9, 2020)...went 2-for-2 that day to start an eight-game stretch through June 23 when he went 9-for-25 (.360) with four home runs, seven RBI, five walks and three hit by pitches...grounded into a triple play on June 20 at New York (AL)...it was the ninth GTP in Oakland history, the first since Mark Ellis did it on Aug. 9, 2010 at Seattle...opponents were successful in 18-of-19 (94.7%) stolen base attempts with him behind the plate through June 20...then went 0-for-3 in three games at Texas from June 21-23 and were 23-for-35 (65.7%) over his final 56 games... had five home runs and 15 RBI in 21 games in June...followed that up by hitting .227 in July, which was his highest single-month average of 2021...had his second three-hit game of the season and the fourth of his career on July 3 against Boston...went 7-for-46 (.152) over a 13-game span from July 6-25...then batted .294 (15-for-51) with two home runs, nine RBI and 11 walks (.419 on-base percentage) in 16 games from July 27-Aug. 21...hit safely in the first five games of that stretch (6-for-19, .316), which was his longest hitting streak of the season... walked three times in a game for the second time in his career on Aug. 4 vs. San Diego...went 3-for-31 (.097) over a nine-game span from Aug. 23-Sept. 9...that included a career-high tying 0-for-19 streak from Aug. 26 to Sept. 4...batted .200 in 13 games in September, which was the lowest single-month average of his career.

CAREER

2020—The rookie catcher started 39 of the A's 60 games behind the plate and batted .233 with seven home runs and 14 RBI in 43 games overall...added 24 walks to fuel a .364 on-base percentage...ranked fourth among Major League rookies in walks, sixth in home runs and on-base percentage, seventh in OPS (.821) and slugging (.457) and tied for eighth in runs (21)...was named as the catcher on the Topps All-Star Rookie Team and the *Baseball Digest* MLB Rookie All-Star Team... tied for fourth in American League Rookie of the Year balloting...tied for second among Major League catchers in walks (24), tied for third in on-base percentage (.367) and tied for fifth home runs (7)...was hitting .203 with two home runs, five RBI and a .654 OPS in 27 games through the end of August...then reached base safely in each of his 16 games in September and batted .277 with five home runs, nine RBI and a 1.062 OPS...hit .235 against left-handed pitchers, .232 against right-handers...batted .270 with all seven of his home runs with the bases empty, .189 with runners on...was 1-for-13 (.077) with runners in scoring position and two outs...started 65.0% of the A's games at catcher, which was the second highest percentage by a rookie catcher in Oakland history...the highest is 67.3% (109-of-162) by A.J. Hinch in 1998...tied for third among Major League catchers in games (43), ranked fifth in innings (339.1), sixth in catcher's ERA (3.79), tied for sixth in games started (39), eighth in putouts (334) and ninth in total chances (350)... tossed out 6-of-21 (28.6%) attempted base stealers, which was the second best percentage among catchers in the West divisions and ninth best in the majors...committed two errors for a .994 fielding percentage...the A's were 26-13 (.667) when he started at catcher...went 0-for-1 in one pinch hitting appearance...made a team-leading 26 starts batting ninth...went 6-for-12 (.500) when putting the first pitch in play...went 0-for-1 with a walk and strikeout on Opening Day, July 24 against Los Angeles (AL)...became the first A's rookie catcher to start an opener since A.J. Hinch in 1998...went 7-for-20 (.350) with five walks, three doubles and a home run during

a career-high seven-game hitting streak from Aug. 10-19...had his first career three-strikeout game Aug. 23 against Los Angeles (AL)...his second came on Sept. 22 at Los Angeles (NL)...went 1-for-3 on Sept. 4 against San Diego in the A's first game back following a positive Covid-19 test and reached base safely via hit or walk in each of his final 16 regular season games...batted .277 with 13 runs, two doubles, five home runs, nine RBI, 12 walks and a 1.062 OPS during the streak... had his first multiple hit game of the season Sept. 7 against Houston when he was 2-for-3 with a home run and a season-high three RBI...collected all three of his two-hit games over a five-game stretch from Sept. 7-12 when he went 6-for-14 (.429) with six runs, two home runs, six RBI and six walks...had the first three-walk game of his career Sept. 9 against Houston...hit his 10th career home run in the first game of the Sept. 14 doubleheader at Seattle and it came in his 55th game...is the seventh player in Athletics history to reach 10 career home runs in 55 games or fewer (Canseco, Chapman, Held, Gross, McGwire, Olson)...started all seven postseason games and caught all 62 innings...went 5-for-22 (.227) with two home runs and four RBI...hit safely in all three ALWCS games against Chicago (3-for-8, .375)...homered in Game 3 to start the A's comeback from a 3-0 deficit and also homered in Game 1 of the ALDS against Houston...it marked the 12th time an A's player homered in back-to-back games in the postseason, the first since Dave Parker in 1989 (ALCS Games 2 and 3)...is the first rookie catcher to homer in back-to-back postseason games in Major League history...the only other A's rookies to homer in the postseason are Wally Schang (1913 WS G#3), Terrence Long (2000 ALDS G#3) and Mark Ellis (2002 ALDS G#5)... ended up going 2-for-14 (.143) in the ALDS against the Astros...had surgery for a collapsed lung during the offseason.

2019—Played in just 41 minor league games due to two stints on the injured list with a strained left knee...was selected by Oakland on Sept. 1 when rosters expanded and hit .245 with four home runs and eight RBI in 20 games...added five doubles for a .556 slugging percentage and nine of his 13 hits (69.2%) were for extra bases...started 13 of the A's 26 games at catcher following his promotion...committed one error in 18 games overall behind the plate for a .994 fielding percentage...tossed out 2-of-6 (33.3%) attempted base stealers...had a 2.76 catchers ERA...hit .400 with all four of his home runs and all eight of his RBI over his first 10 games...went 1-for-23 over his final 10 contests...batted .278 against left-handed pitchers compared to .229 against right-handers...connected for all four of his home runs off righties for a .657 slugging percentage (.389 vs. lefties)...hit .313 with three of his four home runs on the road...hit .295 against a pitcher the first time he saw him in a game and was 0-for-9 after that...was 0-for-1 with two walks in three pinch hitting appearances...started seven games batting eighth, four in the nine spot and two hitting seventh...was selected from Triple-A Las Vegas Sept. 1...made his Major League debut Sept. 4 against Los Angeles (AL) in a start at catcher and went 1-for-3 in the A's 4-0 win...hit a solo home run off Jake Jewell in the fifth inning for his first hit and RBI...became the first Athletic to catch a shutout in his ML debut since Jack Lapp in the second game of a Sept. 11, 1908 doubleheader against Washington...is just the fourth ML catcher since 1908 to catch a shutout and homer in his debut (last: Aramis García, SF vs. NYM on Aug. 31, 2018)...became the sixth player in Oakland history to homer in his debut, the first since Franklin Barreto on June 24, 2017 vs. Chicago (AL)...his next appearance came on Sept. 6 in the resumption of the May 19 suspended game at Detroit...although he appears in a game on May 19, his Sept. 4 game remains his ML debut... had 19 total chances Sept. 7 vs. Detroit, which ties the Athletics record for a catcher in a nine-inning game since (Ossee Schreckengost, May 15, 1903 at St. Louis)...his 18 putouts in that game tied the most for a nine-inning game (Bill Bathe, April 19, 1986 at Seattle)...went 11-for-25 (.440) with 10 runs, five doubles, three home runs and seven RBI over a seven-game span from Sept. 7 to 16...had his first career multi-homer game Sept. 10 at Houston, going 3-for-5 with two home runs and four RBI...it came in his sixth career game, matching Mitchell Page for the earliest two-homer game in a career in Oakland history...homered against the next day against the Astros to become the first player in Athletics history with four home runs over the first seven games of his career...tied an Oakland record with three doubles Sept. 13 at Texas and also scored a career-high four runs...that gave him 10 runs over his first eight games, which are the most by an Athletic in his first eight career games since at least 1908...had an extra base hit in five consecutive games from Sept. 10 to 16, giving him nine extra base hits (five doubles, four home runs) in his first 10 career games, which is the most by an Athletic over his first 10 games since at least 1908...had a career-high 0-for-19 streak from Sept. 16 to 26...started at catcher in the Wild Card Game against Tampa Bay on Oct. 2 and grounded into a double play in his only at bat...following the season, un-

derwent surgery of his left knee on Oct. 10...the surgery was performed by Dr. Thomas Carter at the Gateway Surgical Center in Phoenix, Ariz., and involved a lateral meniscal debridement procedure on Murphy's left knee...was rated as the A's number three prospect by *Baseball America* following the season...combined for a .293 batting average with 11 home runs and 31 RBI in 41 games with Triple-A Las Vegas and both of the A's affiliates in the Arizona Rookie League...added 22 walks for a .384 on-base percentage and slugged .580...hit .324 with 10 of his 11 home runs and 26 of his 31 RBI against right-handed pitchers...had a .359 batting average with runners in scoring position with Las Vegas...batted .388 with six home of his 11 home runs and 17 of his 31 RBI in the seventh inning or later...hit .342 in his home ballparks...tossed out 6-of-30 (20.0%) attempted base stealers...appeared in 35 games at catcher and went 4-for-26 (.154) in seven games as the designated hitter...saw his most action batting fifth (14) and fourth (12)...reached base safely in each of his first 15 games through April 24 and batted .397 with a .478 on-base percentage...committed his first error of the season April 16 at Sacramento, snapping a 61-game errorless streak behind the plate dating back to 2018...was batting .324 with a home run and nine RBI in 19 games when he was placed on the seven-day injured list April 30 with a strained left knee...began a rehab assignment with the A's Gold club in the Arizona Rookie League July 13 and also played one game for the A's Green club on July 23 before he was reinstated from the IL July 25...went 8-for-15 (.533) with seven runs, a double, six home runs and 13 RBI in four games before returning to the IL Aug. 1...homered in each of the four games, including the first three-homer game of his career July 26 at El Paso when he drove in a career-high six runs...had a three-game rehab assignment with the AZL A's-Gold from Aug. 15 to 19 and was reinstated from the IL Aug. 21...had his second multi-homer game of the season that day against Reno when he went 2-for-4 with two home runs and a career-high tying six RBI.

2018—Spent most of the season at Double-A Midland where he hit .288 with eight home runs and 43 RBI in 68 games...missed seven weeks of the season with a sprained right finger and also had three games at Triple-Nashville and two on a rehab assignment with the A's affiliate in the Arizona Rookie League...combined to hit .285 in 73 games overall...ranked fourth in the A's farm system in slugging (.489)...was named an A's Organization All-Star by MiLB.com and a Texas League Midseason All-Star...was also named to the United States Team for the All-Star Future Game but did not play due to his injury...batted .340 against left-handed pitchers, .413 during the day and .370 in the ninth inning...appeared exclusively at catcher on defense where he tossed out 23-of-67 (34.3%) attempted base stealers...committed three errors for a .995 fielding percentage...saw his most playing time with 56 games batting clean-up...had season highs in hits, doubles and RBI when he went 4-for-5 with three doubles and three RBI April 19 against San Antonio...made his third and final error of the season April 28 at San Antonio...finished the season with a 53-game errorless streak at catcher...batted .345 in 21 games in April, which ranked eighth in the TL...tied for the lead with 12 doubles, ranked second with 19 runs and tied for second with 15 extra base hits...played for the South All-Stars in the Texas League All-Star Game on June 26 at Midland and went 0-for-2 as a defensive replacement at catcher...was placed on the disabled list July 7 with a sprained right finger...had a two-game rehab assignment with the A's affiliate in the Arizona Rookie League from Aug. 23-25...returned to Midland and played in three games before he was moved up to Nashville Aug. 31...played for Toros del Este in the Dominican Winter League following the season and hit .185 with two home runs and 13 RBI in 23 games...was rated as the A's third-best prospect by *Baseball America* entering the 2019 season.

2017—Began his first full professional season at Single-A Stockton and was batting .297 with nine home runs and 26 RBI in 45 games when he was promoted to Double-A Midland June 28... hit .209 with four home runs and 22 RBI in 53 games with the RockHounds...batted a combined .250 with 13 home runs and 48 RBI in 98 games...hit 11 of his 13 home runs against right-handers...was named to the California League Midseason All-Star team...appeared in 91 games at catcher and tossed out 15-of-46 (32.6%) attempted base stealers...made five errors for a .994 fielding percentage...had his first two-homer game of the season April 10 against Modesto (also June 4 against Lake Elsinore)...was placed on the disabled list April 23 with a sprained left wrist... was reinstated May 17 and hit safely in each of his first 10 games following his return (16-for-41, .390)...had a season-best 12-game hitting streak from June 14-July 1, which also included his first three games with Midland...went 20-for-48 (.417) during the streak...played for the North in the Cal League All-Star Game on June 20 at Visalia and went 0-for-1...was promoted to Midland June

28...went 7-for-35 (.200) with two home runs and two RBI in 10 postseason games as Midland won its fourth straight Texas League Championship...played for the Mesa Solar Sox in the Arizona Fall League following the season and hit .309 in 18 games...had the third best plate appearance per strikeout ratio in the AFL (11.43) and ranked seventh in on-base percentage (.413)...was named the A's number seven prospect by *Baseball America* following the season.

2016—Batted .228 with two home runs and seven RBI in 23 games with the A's affiliate in the Arizona Rookie League and Short Season Single-A Vermont...made 21 of his 23 appearances at catcher and tossed out 11-of-25 (44.0%) attempted base stealers...made his professional debut June 20 against the Angels for the A's Arizona Rookie League team and went 0-for-3...was transferred to Vermont June 22 and collected his first professional hit June 25 against Staten Island with a second inning single...went 4-for-4 with his first professional home run June 30 against Aberdeen...was out from July 19 to Aug. 31 with cellulitis in his left shin...the injury occurred after fouling a ball off his shin July 6.

PERSONAL/MISCELLANEOUS

Sean Michael Murphy was originally signed by A's scout Rick Sparks...is married, Carleigh...graduated from Centerville High School in Dayton, Ohio...attended Wright State University...was an All-League selection in 2015...earned Horizon League Freshman of the Year honors and was a Louisville Slugger Freshman All-American in 2014.

LIFETIME PLAYING RECORD

Year	Club	AVG.	G	AB	R	H	2B	3B	HR	RBI	SH	SF	HP	BB	SO	SB	CS	OBP	SLG	E
2016	AZL Athletics	.000	1	3	1	0	0	0	0	0	0	0	0	0	0	0	0	.000	.000	0
	Vermont	.237	22	76	10	18	1	0	2	7	0	0	0	9	12	1	0	.318	.329	3
2017	Stockton	.297	45	165	22	49	11	0	9	26	0	1	1	11	33	0	0	.343	.527	3
	Midland	.209	53	191	25	40	7	0	4	22	2	2	1	21	34	0	0	.288	.309	2
2018	Midland	.288	68	257	51	74	26	2	8	43	1	2	6	23	47	3	0	.358	.498	3
	AZL Athletics	.200	2	5	1	1	1	0	0	0	0	0	0	1	0	0	0	.200	.400	0
2019	Nashville	.250	3	8	2	2	0	0	0	0	0	0	1	3	2	0	0	.500	.250	0
	AZL A's Gold	.214	9	28	8	6	2	0	1	1	0	0	0	4	4	0	0	.313	.393	1
2020	Las Vegas	.308	31	120	25	37	6	1	10	30	0	3	2	15	31	0	1	.386	.625	3
	AZL A's Green	.500	1	2	1	1	0	0	0	0	0	0	0	3	1	0	0	.800	.500	0
2021	OAKLAND	.245	20	53	14	13	5	0	4	8	0	0	1	6	16	0	0	.333	.566	1
	OAKLAND	.233	43	116	21	27	5	0	7	14	0	0	0	24	37	0	0	.364	.457	2
2022	OAKLAND	.216	119	393	47	85	23	0	17	59	0	3	12	40	114	0	0	.306	.405	6
Major League Totals		.222	182	562	82	125	33	0	28	81	0	3	13	70	167	0	0	.321	.431	9

CAREER TRANSACTIONS

2016 — Selected by the Oakland Athletics organization in the third round of the First-Year Player Draft.

WILD CARD RECORD

Year	Club/Opp.	AVG.	G	AB	R	H	2B	3B	HR	RBI	SH	SF	HP	BB	SO	SB	CS	OBP	SLG	E
2019	OAK vs. TB	.000	1	1	0	0	0	0	0	0	0	0	0	0	0	0	0	.000	.000	0
2020	OAK vs. CWS	.375	3	8	3	3	0	0	1	2	0	0	0	2	1	0	0	.500	.750	0
Totals		.333	4	9	3	3	0	0	1	2	0	0	0	2	1	0	0	.455	.667	0

DIVISION SERIES RECORD

Year	Club/Opp.	AVG.	G	AB	R	H	2B	3B	HR	RBI	SH	SF	HP	BB	SO	SB	CS	OBP	SLG	E
2020	OAK vs. HOU	.143	4	14	1	2	0	0	1	2	0	1	0	0	3	0	0	.133	.357	1

MURPHY'S CAREER BESTS

Hits: 3 (four times), last: July 3, 2021 vs. Boston

Home Runs: 2, September 10, 2019 at Houston

Runs Batted In: 4, September 10, 2019 at Houston

Stolen Bases: None

Hitting Streak: 7, August 10 to 19, 2020

Hitless Streak (At Bats): 19 (twice), last: August 26 to September 4, 2021

Game Ending RBI: None

Grand Slams: None

Pinch-Hit Home Runs: None

Inside-The-Park Home Runs: None

Lead Off Home Runs: None

INFIELDER**Height/Weight:** 6-0 / 232**Bats/Throws:** Right / Right**Birthdate:** December 10, 1994**Opening Day Age:** 27**Birthplace/Resides:** Fort Worth, Texas / Southlake, Texas**Major League Service:** 78 days**Obtained:** Claimed off waivers from the Los Angeles Dodgers, March 16, 2022**Contract Status:** First year of a one-year contract through 2022[@sheldonneuse](#)[sheldonneuse](#)[Updated Stats](#)**CAREER HIGHLIGHTS**

Is a .207 hitter with three home runs and 11 RBI in 58 games in two seasons in the majors with Oakland (2019) and Los Angeles-NL (2021)...was selected by Washington in the second round of the 2016 draft, traded to the A's on July 16, 2017, traded to the Dodgers Feb. 12, 2021 and claimed off waivers by the A's on March 16, 2022...is a .294 hitter with 62 home runs and 303 RBI in 492 games in five seasons in the minors...played for Mesa in the Arizona Fall League in 2017 and was named to the AFL All-Prospect team and the AFL Rising Stars Game...was rated as the A's 10th-best prospect by *Baseball America* following the 2018 season and the seventh-best following 2019.

2021 HIGHLIGHTS

- Was acquired by Los Angeles (NL) from Oakland prior to the start of Spring Training and batted .169 with three home runs and four RBI in 33 games over two stints with the Dodgers.
- Struck out 26 times in 66 plate appearances (2.54 plate appearances per strikeout).
- Hit .333 (8-for-24) with a .958 OPS against right-handed pitchers compared to .073 (3-for-41) against left-handers...had two home runs in 24 at bats against righties, one in 41 against lefties...his career splits are .319 with an .836 OPS against righties, .135 with a .369 OPS against lefties.
- Batted .257 with all three of his home runs with the bases empty, .067 with runners on...was 1-for-18 (.056) with runners in scoring position.
- Started seven games at second base, three at third base and three in left field...also appeared in one game in right field...committed two errors, both as a second baseman (.923 fielding percentage).
- Was also 2-for-10 (.200) with a home run and RBI as a pinch hitter.
- Started games at each of the bottom four spots in the order (seven batting seventh, three hitting eighth, two in the six spot and one batting ninth).
- Went 2-for-38 (.053) with two strikes.
- Spent the balance of the season at Triple-A Oklahoma City and hit .293 with 13 home runs and 56 RBI in 78 games.
- Was a perfect 6-for-6 in stolen base attempts.
- Batted .393 (35-for-89) with a 1.168 OPS against left-handed pitchers, .253 (57-for-225) with a .698 OPS against right-handers...hit seven home runs in 89 at bats against lefties, six in 225 against right-handers.
- Had a .321 batting average with runners in scoring position...seven of his 13 home runs came with runners on base.
- Hit .305 with 10 of his 13 home runs and 44 of his 56 RBI in 44 road games...batted .276 in 34 home games.
- Started games at seven different positions, including 29 at second base, 17 each at third base and shortstop, six at designated hitter, four at first base, three in left field and one in right field...committed three errors as a second baseman, three at shortstop and one at third base.
- Also singled in one plate appearance as a pinch hitter.
- Batted in every spot in the order, with his most action coming with 21 games in the two spot...hit .358 in 16 games hitting leadoff.

- **DAY-BY-DAY:** Began the season at the Dodgers alternate camp and was recalled on April 18... hit his first Major League home run on April 22 against San Diego, a seventh inning solo shot off Emilio Pagan...had his lone two-hit game in the majors in 2021 two days later against the Padres when he went 2-for-3...connected for his first career pinch hit home run on April 25 against San Diego, making him 4-for-14 (.286) over his first six games...then went 6-for-44 (.136) over his next 22 contests from April 28-May 28 and was optioned to Triple-A Oklahoma City on May 28...was 4-for-29 (.138) over his first eight games, including June 7 against Sugar Land when he went 0-for-4 with four strikeouts...then hit safely in 10 of his next 11 games from June 12-24...went 18-for-45 (.400) with two home runs and nine RBI over that span... went 4-for-4 with a walk on June 17 at Round Rock...it was his fifth career four-hit game as a minor leaguer...was hitting .282 with five home runs and 24 RBI in 38 games with Oklahoma City when he was recalled by the Dodgers on July 21...went 1-for-7 (.143) in five games before he was optioned back to Oklahoma City on July 25...prior to the option, he stole the first base of his career July 23 against Colorado...had an eight-game hitting streak from Aug. 2-12...went 13-for-34 (.382) with nine runs, five doubles, three home runs and 10 RBI during the streak...had his third career minor league two-homer game on Aug. 2 at Round Rock and added a career-high tying five RBI...was placed on the COVID-19 IL on Aug. 27...was reinstated on Sept. 7 and hit .329 with three home runs and 17 RBI over his final 19 games...had his fourth career minor league two-homer game on Sept. 9 at Salt Lake and added a career-high tying five RBI...hit .338 in 18 games in September.

CAREER

2020—Was batting .231 with three RBI in 13 games during Spring Training before he was optioned to Triple-A Las Vegas on March 8...was added to the A's 60-man player pool on June 29 but did not play in 2020...was on the Taxi Squad for the Aug. 10-12 road trip to Los Angeles (AL) and the Sept. 22-24 trip to Los Angeles (NL) as well as both postseason series.

2019—Began the season at Triple-A Las Vegas and was batting .317 with 27 home runs and 102 RBI in 126 games when he was selected by Oakland on Aug. 29...hit .250 with no home runs and seven RBI in 25 games with the A's in his Major League debut...batted .120 with two RBI over his first 11 games, .355 with five RBI over his final 14 contests...hit .304 against right-handed pitchers compared to .212 against left-handers...batted .200 with the bases empty, .333 with runners on...had a .333 average in 17 night games, .100 in eight day games...started 13 games at second base and two at third base...did not commit an error in 20 games as a second baseman but had one in five games at third (.938 fielding percentage)...was 0-for-3 with a walk as a pinch hitter...made nine starts batting eighth, six in the nine spot and one hitting seventh...made his big league debut Aug. 30 at New York (AL) with a start at designated hitter...drew a walk in his first plate appearance and went 0-for-3...started his career 0-for-9 before delivering a two-run double off Ryan Dull in the seventh inning on Sept. 1 at New York (AL) for his first ML hit and RBI...entered the game at second base in the resumption of the suspended game on Sept. 8 against Detroit and went 0-for-1...although the stats show up for the original May 19 date, Aug. 30 remains his debut...then had a career-high four hits Sept. 20 at Texas and added a career-high three RBI...was on the roster for the Wild Card game but did not play...was rated as the A's number seven prospect by *Baseball America* following the season...led the Pacific Coast League and tied for ninth in minor league baseball with 158 hits...also ranked fourth in the PCL in total bases (274), fifth in RBI (102) and runs (99), ninth in batting (.317) and tied for ninth in doubles (31)...had career highs in runs, hits, doubles, home runs (27), RBI, walks (56), extra base hits (60), on-base percentage (.389), slugging percentage (.550) and OPS (.939)...led the A's farm system in hits, ranked second in runs, RBI and total bases, third in doubles and home runs, fourth in extra base hits, batting (.317) and OPS, fifth in on-base percentage and slugging percentage and seventh in walks... was batting .252 with five home runs, 20 RBI and a .752 OPS over his first 40 games through May 21...then hit .353 with 21 home runs, 76 RBI and a 1.040 OPS over his final 80 contests...batted .391 with nine home runs and a 1.148 OPS against left-handed pitchers compared to .290 with 18 home runs and an .863 OPS against right-handers...hit 386 with 14 of his 27 home runs with runners on base...had a .342 batting average with runners in scoring position...started 92 games at third base, 16 at second base, eight at shortstop, five at designated hitter and three in left field...committed 10 errors as a third baseman for a .965 fielding percentage...also had three errors as a shortstop and one as a second baseman...was 1-for-2 (.500) with a home run and a RBI

as a pinch hitter...hit in every spot in the order except first, eighth and ninth...saw his most action with 45 games batting fifth and 42 in the six spot...stole two bases in a game for the first time in his career on April 16 at Sacramento...was hitting .308 over his first 19 games through April 25...went 15-for-40 (.375) with 10 runs scored and 12 RBI during a 10-game hitting streak from May 22 to 31...walked three times June 7 against San Antonio, the first three-walk game of his career...went 23-for-33 (.697) with two four-hit games, four three-hit games and a two-hit game over an eight-game stretch from June 13 to 21...the four hit games on June 18 at Memphis and June 21 against Sacramento were the third and fourth of his minor league career...batted .384 with 26 runs scored, nine doubles, six home runs, 22 RBI and 16 walks in 25 games in June...had a .466 on-base percentage and .657 slugging percentage for a 1.120 OPS...then hit .345 with six home runs and 26 RBI in 26 games in July...had a season-high 14-game hitting streak from July 23 to Aug. 7 (25-for-57, .439)...that lifted his overall batting average to .330, which was his highest mark outside the first three games of the season...had his third hitting streak of 10 or more games when he went 15-for-41 (.366) with five home runs and 13 RBI over a 10-game stretch from Aug. 13 to 23...homered in three straight games from Aug. 20 to 22 and slugged eight home runs in 25 games in August.

2018—Made his Triple-A debut in 2018 and spent the entire season at Nashville...batted .263 with five home runs and 55 RBI in 135 games...had career highs in games, at bats (499) and strikeouts (172) and matched his best in triples (3)...had a career-low .304 on-base percentage...tied for the Pacific Coast League lead in games played, ranked second in strikeouts and fourth in at bats...hit .321 with two home runs, 29 RBI and a .774 OPS in 49 games after the All-Star Break...batted .311 against left-handed pitchers compared to .247 against right-handers...had a .861 OPS against lefties, .595 against righties...batted .281 at night, .169 during the day...appeared in 130 games at third base and one each at second base and shortstop...made 24 errors as a third baseman for a .935 fielding percentage...also committed one error at shortstop...went 0-for-1 as a pinch hitter and was 4-for-15 (.267) in four games at designated hitter...batted sixth 56 times and hit .306 in 21 games batting seventh...batted .315 with five home runs and 38 RBI over his final 74 contests beginning June 14...had five straight multiple hit games from June 14 to 18 (10-for-23, .435)...hit .306 in 25 games in June and then batted .306 in 29 games in July...hit safely in 21 of 22 games from July 16 to Aug. 10...went 35-for-92 (.380) with 21 RBI over that stretch...had a season-high 15-game hitting streak from July 16 to 30 (22-for-58, .379)...drove in a season-high four runs July 22 against Oklahoma City...had a season-high four hits Aug. 9 at Colorado Springs...hit safely in 10 consecutive games from Aug. 14 to 24 (14-for-39, .359)...was rated as the A's 10th-best prospect by *Baseball America* following the season.

2017—Played for three different teams in two organizations and combined to hit .321 with 16 home runs and 79 RBI in 117 games...added 26 doubles and three triples for a .502 slugging percentage...his 40 walks fueled a .381 on-base percentage...was 14-for-19 (73.7%) in stolen base attempts...his batting average included a mark of .336 against left-handed pitchers compared to .316 against right-handers...hit .365 with runners in scoring position and 11 of his 16 home runs came with runners on base...batted .327 when leading off an inning...appeared in 61 games at third base, 51 at shortstop and one at first base...committed four errors as a third baseman (.977 fielding percentage) and 10 as a shortstop (.953 fielding percentage)...started the season at Single-A Hagerstown and was named to the South Atlantic League Midseason All-Star team...had a grand slam and a season-high five RBI in the second game of an April 8 doubleheader against Asheville...was on the disabled list from May 29 to June 5 with tendinitis in his left finger...had two triples June 19 against Lakewood...played for the North in the South Atlantic League All-Star Game June 20 at Columbia and struck out as a pinch hitter...was tied for third in the SAL in RBI (51) at the time of his July 16 trade to the A's organization...was sent to Oakland with Blake Treinen and fellow minor leaguer Jesús Luzardo for Sean Doolittle and Ryan Madson...was assigned to Single-A Stockton and hit .386 with seven home runs and 22 RBI in 22 games with the Ports...had the best batting average in the California League during his stay at Stockton (July 18 to Aug. 13)...also had the best on-base percentage (.457) and slugging percentage (.675) and tied for the most home runs...was promoted to Double-A Midland Aug. 14 and hit .373 in 18 games...the batting average was third best in the Texas League from Aug. 14 through the end of the season...hit .342 (13-for-38) with three doubles, a triple, a home run, six RBI and five walks in 10 postseason games to help Midland to the Texas League Championship...hit .314 with five home runs and

RIGHT-HANDED PITCHER**Height/Weight:** 6-4 / 208**Bats/Throws:** Right / Right**Birthdate:** October 17, 1994**Opening Day Age:** 27**Birthplace/Resides:** Conroe, Texas / Saugus, California**Major League Service:** None**Obtained:** Acquired from the New York Mets with J.T. Ginn for Chris Bassitt, March 12, 2022**Contract Status:** First year of a one-year contract through 2022[@adamoller](#)[adamoller](#)[Updated Stats](#)**CAREER HIGHLIGHTS**

Has pitched in the Pittsburgh, San Francisco and New York (NL) farm systems and is 24-20 with four saves and a 4.05 ERA in 99 games, including 56 starts, in five seasons in the minors...has 395 strikeouts in 380.1 innings (9.34 strikeouts per nine innings)...has walked just 115 for a strikeout-to-walk ratio of 3.43...was originally a 20th round pick of Pittsburgh in 2016 but was released by the Pirates following the 2018 season...nearly retired from the game before signing with Windy City of the independent Frontier League in 2019...signed a minor league contract with San Francisco on May 30, 2019, was selected by New York (NL) in the 2019 minor league Rule 5 draft and was named the Mets Organizational Pitcher of the Year in 2021.

2021 HIGHLIGHTS

- Was named the New York Mets Organizational Pitcher of the Year and a MiLB.com organizational All-Star after combining for a 9-4 record, a 3.45 ERA and .213 opponents batting average in 23 starts with Double-A Binghamton and Triple-A Syracuse...it was the first time he pitched above Single-A.
- Struck out a career-high 138 batters in 120.0 innings, an average of 10.35 per nine innings... led the Mets farm system in strikeouts...95 of the strikeouts came with Binghamton, which ranked sixth in the Double-A Northeast.
- Also had career highs in wins, starts, innings pitched (120.0) and walks (47) and matched his high in hit batters (8).
- Led the Mets farm system in starts and innings pitched (120.0) and tied for the lead in wins.
- Was 4-3 with a 5.12 ERA, .260 opponents batting average and .740 OPS over his first 12 starts through July 15...then went 5-1 with a 1.89 ERA, .161 opponents average and .514 OPS over his final 11 starts beginning July 23.
- His opponents batting average included a mark of .201 (42-for-209) with a .630 OPS against left-handed hitters compared to .223 (51-for-229) with a .632 OPS against right-handers... surrendered six of his nine home runs to righties...seven of his eight hit batters came against lefties.
- Opponents hit .190 with six home runs with the bases empty, .242 with three home runs with runners on...they were 1-for-10 (.100) with seven strikeouts with the bases loaded.
- Was a combined 3-2 with a 2.91 ERA and .191 opponents batting average in 11 starts in his home ballparks, 6-2 with a 3.92 ERA and .230 opponent average in 12 starts on the road.
- Held the seven, eight and nine hitters in the order to a combined .152 batting average.
- Yielded a .141 batting average with two strikes.
- His teams were 1-9 in his 10 no decisions and had a 10-13 (.435) record in his starting assignments...did not allow a run six times and allowed two runs or fewer in 13 of his 23 starts... allowed four hits or fewer 13 times.
- **DAY-BY-DAY:** Allowed a season-high five runs and a season-high four walks in a season-low 2.0 innings for the loss in his first start on May 7 at Akron...it was his first of four starts with five runs and his first of six with four walks...yielded a season-high eight hits in a 5-4 loss at Erie on May 23...finished May 0-2 with a 5.18 ERA in five starts...picked up his first win of the season June 4 at New Hampshire (5.0 ip, 5 h, 2 r, 2 er, 3 bb, 4 so)...had a seven-game winning streak from June 30 to Sept. 4...compiled a 1.39 ERA and .180 opponents batting average during the streak...tossed a career-high tying 7.0 innings in a 4-3 win at Altoona on July 15...

logged 4.2 scoreless and hitless innings against Erie on July 23 to begin a seven-start stretch where he went 4-0 with a 0.44 ERA and .132 opponents batting average...did not allow a run in five of those starts...had three consecutive starts with 10 or more strikeouts from July 30 to Aug. 14 (35 so in 20.0 ip)...had 10 strikeouts in 6.1 innings on July 30 at Hartford and 12 in a career-high tying 7.0 scoreless innings against Portland on Aug. 5...was promoted to Syracuse on Aug. 9 and fanned a career-high 13 in 6.2 scoreless innings in his first Triple-A start at Worcester on Aug. 14...was 5-3 with a 4.03 ERA in 15 starts with Binghamton at the time of his promotion...finished the season by going 4-1 with a 2.45 ERA in eight starts with Syracuse...had the second lowest opponents batting average (.179) and slugging percentage (.278) in the Triple-A East from Aug. 8 through the end of the season, the third lowest ERA and the fourth lowest OPS (.568)...allowed just one run in four starts in August and was 3-0 with a 0.38 ERA and .139 opponents batting average...struck out 34 batters in 24.0 innings...went 1-1 with a 4.71 ERA over his final four starts beginning Sept. 10.

CAREER

2020—Did not pitch following the cancellation of the minor league season due to the pandemic...played for Sydney in the Australian Baseball League following the season and was 1-2 with a 10.24 ERA in three starts.

2019—Signed with Windy City of the independent Frontier League and went 2-1 with a 0.67 ERA in four starts...struck out 45 and walked just two in 27.0 innings...signed a minor league contract with San Francisco on May 30 and spent the entire season at Single-A Augusta...went 5-6 with a 4.02 ERA and .284 opponents batting average in 17 starts...struck out 93 and walked 26 in 87.1 innings and yielded just five home runs...had career highs in losses

...was 4-4 with a 3.05 ERA and .230 opponents batting average in 11 starts at home, 1-2 with a 6.39 ERA and .394 opponents average in six starts on the road...went 4-1 with a 1.52 ERA over a five-start stretch from June 24 to July 16...logged a season-high 7.0 scoreless innings in a 5-0 win over Greenville (4 h, 1 bb, so)...struck out a season-high 10 batters in 6.2 innings in his penultimate start of the season on Aug. 25 against Lexington...made one postseason appearance for the Green Jackets and took the loss (2.1 ip, 2 h, 1 r, 1 bb, 5 so).

2018—Combined for a 3-5 record, one save and a 6.29 ERA in a career-high 29 games, including five starts, for Single-A West Virginia and Single-A Bradenton in his final season in the Pittsburgh organization.

2017—Spent the entire season with West Virginia and was 5-3 with a save and 1.59 ERA in 17 games, including two starts...was named to the New York-Penn League Midseason All-Star team...earned NYPL Pitcher of the Week honors for the week of Aug. 28-Sept. 4 after going 1-0 in two games, one start, without allowing a run (7.2 ip, 2 h, 1 bb, 13 so).

2016—Made his professional debut with Rookie Bristol and was 2-2 with two saves and a 4.45 ERA in 13 games, including nine starts.

PERSONAL/MISCELLANEOUS

Adam Samuel Oller was originally signed by Pittsburgh scout Phil Huttman...graduated from Concordia Lutheran (TX) High School before attending Northwestern State (LA) University, where he was named the 2016 Southland Conference Pitcher of the Year as a junior...initially was a reliever in college...was drafted after posting a 1.23 ERA as a starter during his junior season...spent the summer of 2015 with the Falmouth Commodores of the Cape Cod Baseball League and pitched for Sydney in the Australian Baseball League following the 2020 season.

LIFETIME PITCHING RECORD

Year	Club	W	L	ERA	G	GS	CG	SHO	SV	IP	H	R	ER	HR	HB	BB	IBB	SO	WP	BK
2016	Bristol	2	2	4.45	13	9	0	0	2	54.2	63	28	27	7	5	9	0	46	8	2
2017	West Virginia	5	3	1.59	17	2	0	0	1	45.1	30	10	8	1	3	9	0	50	3	0
2018	West Virginia	1	1	4.40	5	0	0	0	1	14.1	10	8	7	1	1	3	0	15	3	0
	Bradenton	2	4	6.75	24	5	0	0	0	58.2	70	48	44	14	7	21	0	53	6	0
2019	Windy City (Ind.)	2	1	0.67	4	4	0	0	0	27.0	15	3	2	1	1	2	0	45	0	0
	Augusta	5	6	4.02	17	17	0	0	0	87.1	94	49	39	5	6	26	0	93	10	1
2020	Binghamton	(Minor League Season Cancelled — Did Not Pitch)																		
2021	Binghamton	5	3	4.03	15	15	0	0	0	76.0	66	39	34	8	2	29	0	95	2	0
	Syracuse	4	1	2.45	8	8	0	0	0	44.0	27	12	12	1	6	18	0	43	2	0
Minor League Totals		24	20	4.05	99	56	0	0	4	380.1	360	194	171	37	30	115	0	395	34	3

CAREER TRANSACTIONS

2016 — Selected by the Pittsburgh Pirates in the 20th round of the First-Year Player Draft. **2018** — Released, November 6. **2019** — Signed with Windy City of the independent Frontier League. Signed by the San Francisco Giants to a minor league contract, May 30. Selected by the New York Mets in the Triple-A Phase of the Rule 5 draft, December 12. **2022** — Traded to the Oakland Athletics with minor league pitcher J.T. Ginn for pitcher Chris Bassitt, March 12.

**FIRST BASEMAN****Height/Weight:** 6-5 / 225**Bats/Throws:** Left / Right**Birthdate:** March 29, 1994**Opening Day Age:** 28**Birthplace/Resides:** Atlanta, Georgia / Brookhaven, Georgia**Major League Service:** 4 years, 103 days**Obtained:** Selected as a compensation pick following the 1st round of the 2012 First-Year Player Draft**Contract Status:** First year of a one-year contract through 2022
[@mattolson21](#)
[Updated Stats](#)
CAREER HIGHLIGHTS

Is a .252 career hitter with 142 home runs and 373 RBI in 575 games over six seasons in the majors...the home runs are second most in Athletics history and 10th most in Major League history by a player over his first 575 career games...has 139 home runs as a first baseman over the last five years, which are the most by a Major League first baseman over that span...was named to his first American League All-Star team in 2021...is a two-time AL Gold Glove Award winner at first base (2018-19)...has 548 career games at first base, which is third most in Oakland history behind Mark McGwire (1251) and Jason Giambi (728)...started all nine A's postseason games from 2018-20 at first base and was 4-for-28 (.143) with two home runs and three RBI...was named the A's Organization Hitter of the Year in 2017...named to the 2015 All-Star Futures Game...was a *Baseball America* Minor League All-Star in 2014 after leading the minors in walks (117) and ranking third in home runs (37)...played for Mesa in the Arizona Fall League in 2014.

MOST HOME RUNS, FIRST 575 CAREER GAMES

177	Ryan Howard
158	Aaron Judge
152*	Josh Gibson
152	Ralph Kiner
151	Eddie Mathews
146	Joey Gallo
145	Mark McGwire
144	Albert Pujols
144	Bob Horner
142	Matt Olson

*Gibson's totals are through 550 games...he finished his ML career with 165 home runs in 598 games.

2021 HIGHLIGHTS

- Was named to his first American League All-Star team and batted .271 with 39 home runs and 111 RBI in 156 games in the best season of his career.
- Had career highs in batting, on-base percentage (.371), runs (101), hits (153), doubles (35), home runs, RBI, walks (88), extra base hits (74) and stolen bases (4).
- Became the 15th player (27th time) in Oakland history to score 100 runs and the 18th (40th time) with 100 RBI...is one of eight players (13 times) to score and drive in at least 100 runs in the same season (last: Miguel Tejada in 2002).
- His 39 home runs were third most in Athletics history by a left-handed hitter behind Reggie Jackson (47 in 1969) and Jason Giambi (43 in 2000).
- Now has 142 home runs in 575 career games, which is 10th most in Major League history by a player over his first 575 games.
- Ranked fourth in the American League in walks, fifth in OPS (.911) and extra base hits (74), tied for fifth in home runs and RBI, sixth in slugging (.540) and on-base percentage, eighth in total bases (305) and tied for ninth in runs.
- Finished eighth in AL MVP voting and received votes for as high as fourth (2).
- Struck out 113 times in 673 plate appearances and his average of 5.96 plate appearances per strikeout was the best mark of his career and nearly doubled his average of 3.18 from 2020.
- Led the A's in virtually every category including batting, on-base percentage, slugging percentage, OPS, games, at bats (565), runs, hits, doubles, home runs, RBI, walks and extra base hits.
- Ranked second in the AL in intentional walks (12) and third in sacrifice flies (11)...the sacrifice flies tied for fourth most in Athletics history and were the most since Brent Gates also had 11 in 1995...the intentional walks matched the most by an Athletic over the last 19 years and were the most since Nick Swisher had also 12 in 2007.

**MOST HOME
RUNS BY A FIRST
BASEMAN OVER THE
LAST FIVE YEARS**

139	Matt Olson
137	Paul Goldschmidt
129	Freddie Freeman
123	Jose Abreu
117	Anthony Rizzo

- Led AL first basemen with a .995 fielding percentage...also ranked first in games (152) and total chances (1235), second in putouts (1156), tied for second in assists (73), third in double plays (98) and tied for third in defensive runs saved (6).
- Batted .271 (93-for-343) with an .877 OPS against right-handed pitchers compared to .270 (60-for-222) with a .962 OPS against left-handers...led the majors in home runs (22) and RBI (50) against left-handed pitchers and set an Oakland record in both categories...the only players with more home runs off a left-handed pitcher in the expansion era (1961-present) are Dick Allen (25 in 1966) and Cecil Fielder (25 in 1990)...his RBI off a left-hander were the most since Justin Morneau had 52 in 2008.
- According to the Elias Sports Bureau, his 22 home runs against left-handed pitchers matched Stan Musial, who had 22 in 1949, for the most in Major League history by a left-handed hitter.
- Ranked second in the AL in go-ahead RBI (31) and tied for third in go-ahead home runs (16).
- Led Major League first basemen in RBI (111) and ranked second in home runs (39)...the RBI were third most in Oakland history by a first baseman and the most since Jason Giambi had 121 in 2000...the home runs tied for fourth and were the most since Mark McGwire had 47 in 1996....now has 139 home runs as a first baseman over the last five years, which are the most among ML first baseman over that span.
- Hit .322 with 21 home runs, 52 RBI and a 1.103 OPS in 65 games during the day, .236 with 18 home runs, 59 RBI and a .778 OPS in 91 night games...led the majors in on-base percentage in day games (.438), ranked second in home runs and OPS and third in slugging (.665) and RBI...his 21 home runs during the day were the most by an Athletic since Mark McGwire had 22 in 1996.
- Hit 27 of his 39 home runs with the bases empty, which tied for the third most solo home runs in Oakland history behind McGwire (32 in 1987) and Reggie Jackson (28 in 1969).
- Was 6-for-15 (.400) with the bases loaded...had a grand slam and 21 RBI.
- Batted .272 with a .912 OPS on the road, .270 with a .911 OPS at home
- Hit .285 with 23 home runs and 57 RBI in 76 games against AL West teams, .258 with 16 home runs and 54 RBI in 80 games against all other teams...had a .200 average and one home run in interleague play.
- Batted .225 with 16 home runs and 43 RBI with two strikes...tied for second in the AL in two-strike home runs and tied for third in RBI.
- Tied for eighth in the AL with a career-high 17 grounded into double plays.
- Appeared in 152 games, all starts, at first base...now has 548 career games at first base, which is third most in Oakland history behind McGwire (1251) and Giambi (728)...also started four games at designated hitter (1-for-16, .063).
- Started each of the A's final 98 games batting third, which is the third longest such streak in Oakland history (117, Tejada from May 19-Sept. 26, 2002; 102, Giambi from April 21-Aug. 15, 2000)...made a team-leading 121 starts overall in the three spot and also hit fourth (28 starts), second (6) and fifth (1)...had 11 home runs and 26 RBI in 28 games hitting clean-up.
- **DAY-BY-DAY:** Made his fourth straight Opening Day start at first base on April 1 against Houston, which tied Jason Giambi and Daric Barton for the second most Opening Day starts at first base in Oakland history...only Mark McGwire, with nine, has more...only Olson and McGwire (8 from 1988-95) have more than two straight Opening Day starts at first...made his first career start at designated hitter April 8 at Houston and went 0-for-4...was 4-for-21 (.190) with no home runs and three RBI over his first six games through April 8...then went 14-for-36 (.389) with six home runs and 14 RBI over his next 10 games from April 9-21...hit a grand slam in the fourth inning of the first game of the doubleheader April 20 against Minnesota...it was the A's first grand slam of the season and the 200th in Oakland history...it was the fourth of his career...had his ninth career two-homer game April 21 against Minnesota...added number 10 on June 13 against Kansas City and number 11 on July 11 at Texas...hit .155 over a 16-game stretch from April 25-May 14...had a career-high tying 16-game road hitting streak from May 15-June 22 (27-for-65, .415)...reached base safely in a career-high 21 consecutive games from May 30-June 22...hit .405 with seven home runs, 22 RBI and a .473 on-base percentage during the streak...drove in at least one run in a career-high six consecutive games from May 30-June

5 (nine RBI total)...had a career-high 80-game errorless streak from June 1-Sept. 7, which tied for the third longest errorless streak by a first baseman in Oakland history...it was the longest since Daric Barton also had an 80-game streak from June 15, 2011-Sept. 24, 2013...matched his career high with four hits on June 12 against Kansas City...also had four-hit games on Aug. 7 against Texas and Sept. 10 against Texas and now has five in his career...had two hits in the sixth inning on June 16 against Los Angeles (AL)...had a career-high 13 game streak without an RBI from June 21 to July 4 and a career-high 12-game streak without an extra base hit from June 23 to July 6...batted .340 with 20 runs, six doubles, seven home runs and 20 RBI in 26 games in June...ranked 10th in the AL in batting in June...it was the second time he hit .300 in a month in his career (.305 in Aug. 2017)...played in the 500th game of his career on July 6 and had 123 career home runs...the home runs are second most in Athletics history and 11th most in Major League history by a player over the first 500 games of his career...went 16-for-52 (.308) with 13 runs, five doubles, seven home runs and 11 RBI over a 14-game stretch from July 7-25...was named to his first AL All-Star team as a reserve on the player ballot...went 0-for-2 with two strikeouts in the game...also participated in the Home Run Derby for the first time and hit 23 home runs in a first round loss to Trey Mancini (24)...had an average distance of 447 feet and an average exit velocity of 104.8...topped out at 495 feet and with an exit velocity of 111...had the walk-off two-run double Aug. 4 against San Diego...it was his fifth career walk-off RBI, his first since his Opening Night walk-off grand slam in 2020 against the Angels...had a career-high tying 15-game homerless streak from Aug. 24 to Sept. 10 (third time, previous: Sept. 19, 2020-April 8, 2021)...snapped the homerless streak with his 500th career hit on Sept. 11 against Texas...went 10-for-43 (.233) over a 12-game stretch from Sept. 11-23 but six of the 10 hits were home runs...was intentionally walked twice on Sept. 19 at Los Angeles (AL) and Sept. 26 against Houston...had his fourth four-RBI game of the season Sept. 24 against Houston and doubled in the eighth inning for his 100th career double...walked four times in a game for the first time in his career on Sept. 26 vs. Houston...hit .263 with six home runs and 25 RBI in 27 games in September...the RBI were his most ever in a month, topping his 23 in Sept. of 2019...now has 37 home runs and 109 RBI in 126 games in September over the last five years...the home runs and RBI are the most in the majors over that span.

CAREER

2020—Was the only Athletic to appear in all 60 games and batted .195 with 14 home runs and 42 RBI...had the sixth lowest batting average in the majors but tied for 10th in RBI...seven of his 14 home runs put the A's ahead and he tied for second in the majors in go-ahead home runs...tied for the lead in game-winning RBI (8) and tied for fourth in go-ahead RBI (11)...among players in the West divisions, he tied for fourth in RBI, tied for fifth in walks (34) and tied for ninth in home runs...had the third most strikeouts (77)...led the A's in home runs, RBI, total bases (89) and strikeouts...is the first qualifier in Oakland history and the third in Athletics history to bat under .200 in a season...the other two are Monte Cross in 1904 (.189) and Joe Dugan in 1918 (.195)...his average of 3.18 plate appearances per strikeout was third lowest in Athletics history at the time (Jack Cust, 3.04 in 2008 and 3.09 in 2007)...had the first triple of his career...batted .208 against left-handed pitchers, .191 against right-handers...hit .231 with nine home runs, 29 RBI and an .880 OPS in 32 games at home, .157 with five home runs, 13 RBI and a .576 OPS in 28 games on the road...hit nine of his 14 home runs with runners on base, which tied for fourth in the majors...had seven plate appearances with the bases loaded and had two grand slams, two walks and three strikeouts...was 2-for-5 (.400) with 10 RBI...tied for the most grand slams in the majors and tied for third in walks with the bases loaded...ranked third among Major League first basemen in home runs (14) and walks (34) and fourth in RBI (42)...batted .222 with 11 home runs and 35 RBI over innings 1-6, .123 with three home runs and seven RBI from the seventh inning on...hit .162 against American League West teams, .265 against the National League West...batted .115 with two strikes...started 59 games at first base and committed just one error in 60 games overall at first for a .998 fielding percentage...the fielding percentage rounded to four decimal places was .9977, which was second highest in Athletics history to Vic Power of the 1957 Kansas City A's (.9981)...his average of 0.865 assists per nine innings was second highest in Oakland history to Dave Revering in 1978 (0.872)...ranked second among ML first basemen in assists (48) and innings (499.1), tied for third in defensive runs saved (5), fourth in fielding percentage and sixth in total chances (442) and putouts (393)...was one of two first basemen to play in 60 games

(Santana, CLE)...won the Fielding Bible Award for best defensive first baseman in the majors for the third consecutive season...made a team-leading 27 starts batting clean-up...also batted fifth 18 times, third 13 times and sixth once...went 5-for-50 (.100) with a double and four home runs from the three spot...hit a walk-off grand slam in the bottom of the 10th inning on Opening Day, July 24 against Los Angeles (AL)...it was the third Opening Day walk-off grand slam in Major League history along with Jim Presley (Seattle, 1986) and Sixto Lezcano (Milwaukee, 1980)...it was the first Opening Day walk-off home run in Oakland history and the third Opening Day grand slam (Eric Fox, 1993; Terry Steinbach, 1994)...it was his fourth career game-ending RBI, his third walk-off home run and his second grand slam...it was the eighth walk-off grand slam in Oakland history, the first since Khris Davis on May 17, 2016...homered in back-to-back games on Aug. 5 and 6 against Texas, including his eighth career multi-homer game on the 5th...that began an 11-game stretch where he hit .222 with seven home runs and 10 RBI in 11 games...went 0-for-5 with a walk and four strikeouts Aug. 7 against Houston...it was the first four-strikeout game of his career...his second came on Sept. 13 at Texas...homered in three straight games Aug. 12-15...had three hits Aug. 16 at San Francisco, all singles...each of his previous seven hits dating back to Aug. 5 were home runs...that is the second time in Oakland history a player has had seven straight hits with each being a home run...the other time was also by Olson (Sept. 13-22, 2017)...also scored a career-high tying three runs in that game against the Giants...batted .168 in 27 games in August but walked 16 times and hit nine home runs, which tied for sixth most in the majors...had his first career triple Sept. 5 against San Diego...his streak of 388 consecutive games without a triple was seventh longest in Athletics history and the second longest career-opening streak to Ramon Hernandez (503)...hit .333 with three home runs and 16 RBI in 10 games from Sept. 5-12...belted his 100th career home run in the second game of the Sept. 8 doubleheader against Houston, a three-run shot off De Jong in the third inning...it came in his 399th game and he became the 11th player in Major League history to hit 100 home runs before his 400th career game (Joe DiMaggio, Joey Gallo, Bob Horner, Ryan Howard, Aaron Judge, Ralph Kiner, Chuck Klein, Eddie Mathews, Mark McGwire, Gary Sanchez)...is the second Athletic (McGwire did it in 393 games)...became the 19th player in Oakland history and the 28th in Athletics history with 100 career home runs...had a season-best six-game hitting streak from Sept. 8-12...went 7-for-21 (.333) with three home runs and 12 RBI during the streak...hit his second grand slam of the season and the third of his career on Sept. 11 at Texas...added an RBI single in the second inning for a career-high tying five RBI (third time, last: June 28, 2019 at Los Angeles-AL)...snapped a 0-for-18 streak with a double in the sixth inning Sept. 16 at Colorado...the hitless streak matched his career high (May 29-June 5, 2019)...stole his first base of the season Sept. 19 against San Francisco, which was his first steal since April 24, 2018 at Texas...committed his only error of the season Sept. 22 at Los Angeles (NL), which snapped a 64-game errorless streak dating back to Sept. 16, 2019...that was the eighth longest errorless streak by a first baseman in Oakland history...batted .233 with four home runs and 20 RBI in 26 games in September...the RBI tied for sixth most in the majors...started all seven games at first base for the A's during the postseason and went 3-for-23 (.130) with two home runs, three RBI and five walks...went 0-for-9 in three games against Chicago in the ALWCS and 3-for-14 (.214) with both of his home runs in the ALDS against Houston.

2019—Missed 34 games while on the injured list early in the season but still hit 36 home runs and drove in 91 runs while batting .267 in 127 games...won his second consecutive Rawlings Gold Glove for American League first basemen...tied for seventh in the AL in home runs...was hit by a pitch 12 times, which tied for seventh in the AL...ranked fifth in the AL in go-ahead RBI (26) and tied for eighth in go-ahead home runs (14)...among first basemen, his 36 home runs led the AL and ranked third in the majors...joins Mark McGwire (eight times) and Jason Giambi (twice) as the only first basemen in Oakland history with 30 or more home runs...ranked second among AL first basemen in RBI (91)...the A's compiled a 15-19 (.442) record while he was on the 10-day IL from March 27 to May 6 following a right hamate excision...was reinstated May 7 and Oakland went 82-44 (.651) following his return...hit .288 with 42 of his 51 walks and a .956 OPS against right-handed pitchers compared to .223 with a .767 OPS against lefties...batted .300 with 23 of his 36 home runs and a 1.023 OPS on the road...slugged .644 on the road, which was the second-best mark in the majors and fifth-best in Oakland history...ranked third in the AL in road OPS, fourth in home runs and tied for eighth in RBI (53)...19 of his home runs came with runners on base, which tied for second in the AL...17 came with two strikes, which ranked fourth in the AL and was the most by an Athletic since Miguel Tejada had 18 in 2002...led Major League first base-

men in defensive runs saved (13)...led AL first basemen total chances (1121), putouts (1023) and assists (90), ranked second in fielding percentage (.993), double plays (95) and games (127) and tied for second in games started (125) and errors (8)...the assists tied for seventh most in Oakland history by a first baseman and were the most since Mark McGwire had 101 in 1991...was a unanimous choice as best first baseman in the Fielding Bible Awards...won the award for the second consecutive season...made a team-leading 73 starts batting third...hit .358 with 13 home runs and 35 RBI in 37 games batting clean-up...had a .305 batting average leading off an inning...hit .241 against a pitcher the first time he saw him in a game, .307 after that...batted .315 with no outs, .262 with one out and .228 with two outs...hit .447 in the sixth inning...tied for sixth in the AL in intentional walks (7) and bunt hits (5) and ranked eighth in pitches per plate appearance (4.17)...was on the A's Opening Day roster and started each of the first two games before injuring his hand on a foul tip in his final at bat on March 21 against Seattle in Tokyo...underwent surgery on March 22 at the Kerlan-Jobe Clinic in Los Angeles, Calif...the surgery was performed by Dr. Steven Shin and involved a right hamate excision to Olson's right hand...was placed on the 10-day injured list March 27, retroactive to March 25, ending his consecutive games played streak at 164...began a rehab assignment with Las Vegas May 2 and went 4-for-22 (.182) with a home run, two RBI, three runs, a walk and three strikeouts in five games with the Aviators...was reinstated from the IL May 7...committed his first error of the season May 29, snapping a 75-game errorless streak dating back to Aug. 1, 2018...hit .301 with 13 home runs and 29 RBI over a 38-game span from June 5 to July 19...had his first multi-homer game of the season June 28 at Los Angeles (AL) and matched his career-high with five RBI...also had two-homer games on Aug. 15 vs. Houston and Sept. 10 at Houston...had a career-high 16-game hitting streak from June 30 to July 21, which tied for fifth longest in Oakland history by a first baseman...went 19-for-64 (.297) with four home runs and nine RBI during the streak...collected seven doubles, nine home runs and 20 RBI in 28 games in June...tied for second in the AL in June extra base hits (16) and tied for third in home runs (9)...hit his second career walk-off home run July 30 against Milwaukee...it was his third career game-ending RBI...had a 10-game hitting streak from Aug. 28 to Sept. 7 (16-for-41, .390)...collected an extra base hit in a career-high six consecutive games from Aug. 30 to Sept. 5 (five doubles, two home runs)...reached base safely five times twice over a seven-game span, going 3-for-4 with two walks at New York on Aug. 31 and 4-for-4 with a walk Sept. 7 against Detroit...the four-hit game was the second of his career...hit .263 with nine home runs and 23 RBI in 25 games in September...tied for third in the AL in RBI and tied for fourth in home runs...started at first base in the AL Wild Card Game against Tampa Bay on Oct. 2 and went 1-for-3 with a walk.

2018—Played in all 162 games and batted .247 with 29 home runs and 84 RBI in his first full season in the majors...also won the American League Gold Glove Award for first basemen after leading Major League first basemen in games (162), total chances (1494), putouts (1403) and defensive runs saved (14)...joins Mark McGwire (1990) as the only A's first basemen to win a Gold Glove...hit all 29 of his home runs as a first baseman, which led AL first basemen and ranked third in the majors...led AL first basemen and ranked fourth in the majors in RBI (83)...was named to the *Sporting News* AL All-Star team...walked 70 times to fuel a .335 on-base percentage...his 162 games played marked the 13th time in Oakland history a player appeared in every game in a season, the first since Miguel Tejada in 2003...was the only player in the AL to appear in every game and one of five in the majors (Freeman, ATL; Galvis, SD; Markakis, ATL; Turner, WAS)...struck out 163 times, which tied for eighth most in the AL...hit .251 against left-handed pitchers compared to .244 against right-handers...hit 25 of his 29 home runs against righties...14 came in day games, which tied for seventh in the AL...batted .301 from the seventh inning on...topped AL first basemen in games started (152), assists (84), double plays (115) and innings (1403.1)...tied for the fourth-most errors in the AL (7) but ranked third in fielding (.995)...is one of four first basemen in AL history to play in 162 games in a season along with Norm Siebern (KC, 1962), Bill Buckner (BOS, 1985) and Carlos Delgado (TOR, 2000)...is one of 19 ML first basemen to do it...is the fourth player in Athletics history to play every game at first base (Norm Siebern, 1962; Dick Siebert, 1940; Stuffey McInnis, 1912)...his 152 starts were second most to the Oakland record of 155 set by Daric Barton in 2010...set an Oakland record for total chances by a first baseman (1494), breaking Daric Barton's record of 1492 in 2010, and had 1403 putouts, which fell one short of Barton's 1404...had the most total chances by an AL first baseman since Mark Teixeira had 1572 for Texas in 2006...batted fifth 114 times, which was sixth most in Oakland history and the most since Sal Bando had 128 in 1976...ranked second in the AL pitches per plate appear-

ance (4.31)...was the A's Opening Day starter at first base on March 29 against Los Angeles (AL) and became the second player in Oakland history and the fifth in Athletics history to make an Opening Day start on their birthday (Ray Fosse, 1974; Pete Suder, 1952; Charlie Pick, 1916; Ossee Schreckengost, 1907)...went 1-for-5 with a home run to become the fourth Major Leaguer dating back to 1901 to hit an Opening Day home run on his birthday...joins Jeff Mathis (2011), Ian Stewart (2010) and Scott Rolen (2000)...was the A's seventh different Opening Day starter at first base in the last seven years (Alonso, Canha, Davis, Barton, Moss, Allen)...stole the first base of his career April 3 against Texas...went 3-for-4 as a substitute on April 11 at Los Angeles (NL) to tie an Oakland record for most hits in a game by a non-starter...went 4-for-6 with two doubles, two walks and his first career walk-off RBI, a single in the bottom of the 14th inning of the A's 12-11 win over Chicago (AL)...it was his first career four-hit game...hit .306 with nine home runs and 18 RBI over a 23-game stretch from May 14 to June 7...had his first of two two-homer games June 1 at Kansas City (also July 22 vs. San Francisco)...added a career-high five RBI against the Royals...tied for third in the AL in home runs in June (9) and ranked fifth in RBI (22)...hit his first career walk-off home run Aug. 17 against Houston...had 11 doubles in August, which tied for third in the AL...hit his first career grand slam Sept. 26 at Seattle...went 0-for-2 with two walks in a start at first base in the Wild Card game at New York Oct 3.

2017—Batted .259 with 24 home runs and 45 RBI in 59 games over six stints with the A's in his rookie campaign...added 22 walks for a .352 on-base percentage...slugged .651 and had a 1.003 OPS...the slugging percentage was fourth highest in Oakland history among players with 200 or more plate appearances and the OPS was ninth best...tied for third among American League rookies in home runs and ranked eighth in RBI...his 24 home runs were third most in Athletics history by a rookie and the most since Mark McGwire set the record with 49 in 1987...they were the most by an Athletic 23 years old or younger since Eric Chavez hit 32 as a 23-year old in 2001...added 23 home runs with Nashville to become the first player to hit 20 home runs in both the majors and the minors since Giancarlo Stanton in 2010 (22 with Florida, 21 with Jacksonville)...averaged 7.88 at bats per home run, which was fourth fewest in ML history among players with a minimum of 200 plate appearances...had more home runs (24) than singles (23)...the home runs were second most in Athletics history (McGwire, 39 homers and 35 singles in 1995) among players with more home runs than singles...49.0% of his hits were home runs, which is the second-highest percentage in ML history among players with 200 or more plate appearances (McGwire, STL, 51.8% in 2001)...had just two doubles, which are the fewest in ML history by a player with 20 or more home runs (previous: 4 by Wes Covington, 1957 and Mark McGwire, 2001)...had five separate stints over the first four months of the season and hit .196 with four home runs and nine RBI in 18 games...following the Yonder Alonso trade, he was recalled for a sixth time Aug. 8 and batted .283 with 20 home runs and 36 RBI in 41 games before a hamstring strain on Sept. 24 ended his season with a week remaining...the 20 home runs were the most in the AL and tied for second most in the majors over that span (Aug. 8-Sept. 24)...hit 20 home runs after the All-Star Break, which tied for fifth in the AL...it was second most among ML rookies (Judge, NYY 22)...hit .280 with 20 of his 24 home runs against right-handed pitching...started 38 games at first base (including each of his 36 starts during his final stint) and 10 in right field...committed two errors, both at first base for a .995 fielding percentage...the A's had a 26-22 (.542) record with him in the starting lineup, 49-65 (.430) without...appeared in one game in each of his first two stints from April 21-26 and June 3-4, and four during his third stint from June 10-13...recalled for a fourth time June 22 and hit .225 with four home runs and eight RBI in 10 games...hit his first Major League home run June 24 at Chicago (AL), a two-run shot off James Shields in the first inning...added another two-run homer in the seventh inning for his first career multi-homer game...played in two games during his fifth stint from July 21-23...was recalled for good Aug. 8 and hit .283 with 20 home runs and 36 RBI over his final 41 games...homered in five consecutive games from Sept. 15-19 to tie the ML rookie record for consecutive games with a home run...was the first Oakland player to do it and the second Athletic (George Alusik, Aug. 7-11, 1962)...homered in each of his final nine series from Aug. 25 to Sept. 24...was the first rookie in Major League history with 15 home runs over a 21-game stretch (Aug. 27-Sept. 19) and 16 home runs over a 23-game span (Aug. 27-Sept. 22)...his 15 home runs over 21 games are the most by any player in Oakland history...hit .305 with seven home runs and 14 RBI in 19 games in August...led AL rookies and tied for second among ML rookies in August home runs...then hit .266 with 13 home runs and 22 RBI in 22 games in September...the home runs were second most in ML history by a

rookie in the month of September to Aaron Judge, who had 15 in 2017 and tied for the most by any Athletics player in September (Jason Giambi, 2000)...had his second career two-homer game Sept. 4 against Los Angeles (AL)...homered nine times over a 12-game stretch from Sept. 9 (Game 2) to 22...strained his hamstring Sept. 24 against Texas and missed the final seven games of the season...was named the A's Organization Hitter of the Year after batting .272 with 23 home runs and 60 RBI in 79 games with Nashville...added 45 walks for a .367 on-base percentage...was tied for fifth in the Pacific Coast League in home runs at the time of his final promotion to Oakland on Aug. 8...hit .293 with 19 of his 23 home runs against right-handed pitchers (.995 OPS)...batted .344 on the road and reached base safely in all 34 of his road games (.442 on-base percentage)...appeared in 73 games at first base, six at designated hitter and one at third base...slugged his first two-homer game of the season May 13 against Albuquerque...finished May with nine home runs and 26 RBI in 29 games...had his second two-homer game with the Sounds June 2 at Iowa... had four walks and a grand slam July 19 at Iowa.

2016—Made his Major League debut with Oakland as a September call-up and went 2-for-21 (.095) in 11 games...added seven walks for a .321 on-base percentage...appeared in five games (four starts) in right field and four games (two starts) at first base...was selected from Triple-A Nashville Sept. 12 following the conclusion of the Sounds season...made his debut that day at Kansas City and walked as a pinch hitter in the ninth inning...become the first player drafted by the A's out of high school to reach the majors with Oakland since Trevor Cahill (2nd round in 2006, debut in 2009) and the first non-pitcher since Eric Chavez (1st round 1996, debut in 1998)...went 0-for-3 with two walks in his first start (first base) Sept. 15 against the Royals... singled off Nick Martinez in the third inning Sept. 25 against Texas for his first Major League hit...his first extra base hit was a double in his final game on Oct. 2 at Seattle...batted .235 with 17 home runs and 60 RBI in 131 games in his Triple-A debut with Nashville...added 71 walks for a .335 on-base percentage...tied for third in the Pacific Coast League in doubles (34) and ranked fifth in walks...ranked second in the A's farm system in doubles and walks and tied for second in extra base hits (52)...hit .256 with 16 of his 17 home run off right-handed pitchers...appeared in 81 games in right field and 49 at first base...did not commit an error at first base but had five as an outfielder for a .966 fielding percentage...hit his 100th career minor league home run Aug. 20 at Omaha...batted .263 with four walks, a home run and three RBI in five games for Nashville in the PCL Semifinals.

2015—Made his Double-A debut with Midland and spent the entire season with the RockHounds, batting .249 with 17 home runs and 75 RBI in 133 games...added 105 walks for a .388 on-base percentage...ranked second in all of minor league baseball in walks to teammate Colin Walsh (124)...tied for the Texas League lead in intentional walks (6), ranked second in walks, tied for second in extra base hits (54), third in doubles (37), RBI and on-base percentage, fourth in runs (82), tied for fourth in home runs and fifth in games...ranked second in the A's farm system in walks and on-base percentage, tied for second in extra base hits, third in doubles, tied for third in RBI and fourth in runs and home runs...named to the Texas League Midseason All-Star team and the All-Star Futures Game...appeared in 62 games at first base, 59 in right field and two at third base... had 11 outfield assists, which tied for fourth in the TL...reached base safely via hit or walk in 116 of his 133 games...reached base safely in 21 consecutive games from April 20 to May 12 (.404 on-base percentage)...went 0-for-4 in the Texas League All-Star Game on June 30 and 1-for-2 in the All-Star Futures Game at Cincinnati July 12...batted .185 with a home run and four RBI in seven postseason games for the Texas League Champion RockHounds...was rated as the A's sixth-best prospect by *Baseball America* following the season.

2014—Was named to the California League Postseason All-Star team after batting .262 with 37 home runs and 98 RBI in 138 games...added 117 walks for a .404 on-base percentage...the walks were the most in all of the minor leagues and the home runs were third best behind Kris Bryant (43) and Joey Gallo (42)...also ranked third in the minors in runs (111), fifth in total bases (278) and tied for sixth in extra base hits (69)...was named to the *Baseball America* Minor League All-Star Team...led the Cal League in home runs, runs, walks, extra base hits and total bases...topped the A's farm system in home runs, RBI, runs, walks, extra base hits, total bases and slugging percentage...his 37 home runs were third best by an A's farmhand since the club moved to Oakland in 1968...appeared in 107 games at first base, eight in right field and one in left field...led CL first

basemen in fielding percentage (.993)...reached base safely in 21 consecutive games from May 8 to 29...went 5-for-6 with a double, two home runs and five RBI June 19 against Bakersfield...one of the home runs was a grand slam...went 3-for-7 (.429) with two doubles, two walks and a RBI in two postseason games for Stockton...then played for Mesa in the Arizona Fall League and hit .257 with a .435 on-base percentage, four home runs and eight RBI in 11 games...was named to the AFL Top Prospects Team at first base and played in the AFL Fall Stars Game...was rated by *Baseball America* as the number 3 prospect in the A's farm system.

2013—Spent the entire season at Single-A Beloit where he hit .225 with 23 home runs and 93 RBI in 134 games...added 72 walks for a .326 on-base percentage...ranked second in the Midwest League in home runs and RBI, third in extra base hits (55) and fifth in walks...was named to ML Midseason All-Star Team...ranked second in the A's farm system in home runs, RBI and extra base hits and tied for fourth in doubles...appeared in 127 games at first base and was named the best defensive first baseman in the ML by *Baseball America*...led league first basemen in games, total chances (1220), putouts (1109) and assists (102) and tied for the lead in double plays (97)...committed nine errors for a .993 fielding percentage...was named Midwest League Player of the Week for the week of Aug. 19-25 after going 11-for-29 (.379) with eight runs scored, five doubles, five home runs, 12 RBI and four multiple hit games in seven games...tied for second in all of minor league baseball with 10 home runs in August...went 1-for-16 (.063) with a double, RBI and four walks in five postseason games for the Snappers.

2012—Batted .282 with nine home runs and 45 RBI in 50 games with the A's affiliate in the Arizona Rookie League and Short Season Single-A Vermont...ranked second in the Arizona League in home runs (8) and fourth in doubles (16) and RBI...appeared in 40 games at first base and one at catcher...went 4-for-5 with two doubles, a home run, four RBI and four runs scored in his professional debut June 24 at the Indians...was named the A's number 10 prospect by *Baseball America* following the season.

PERSONAL/MISCELLANEOUS

Matthew Kent Olson was originally signed by A's scout Matt Ranson...graduated from Parkview High (GA) School in 2012...had his jersey retired by Parkview in 2019...was drafted 47th overall as compensation for the loss of free agent David DeJesus.

LIFETIME PLAYING RECORD

Year	Club	AVG.	G	AB	R	H	2B	3B	HR	RBI	SH	SF	HP	BB	SO	SB	CS	OBP	SLG	E
2012	AZL A's	.282	46	177	29	50	16	1	8	41	0	2	2	16	46	0	0	.345	.520	3
	Vermont	.273	4	11	3	3	0	0	1	4	0	1	1	3	4	0	0	.438	.545	0
2013	Beloit	.225	134	481	69	108	32	0	23	93	0	3	2	72	148	4	3	.326	.435	9
2014	Stockton	.262	138	512	111	134	31	1	37	97	0	0	5	117	137	2	0	.404	.543	7
2015	Midland	.249	133	466	82	116	37	0	17	75	0	8	6	105	139	5	1	.388	.438	7
2016	Nashville	.235	131	464	69	109	34	1	17	60	2	3	0	71	132	1	0	.335	.422	5
	OAKLAND	.095	11	21	3	2	1	0	0	0	0	0	0	7	4	0	0	.321	.143	0
2017	Nashville	.272	79	294	56	80	16	1	23	60	0	3	1	45	83	3	0	.367	.568	2
	OAKLAND	.259	59	189	33	49	2	0	24	45	0	0	5	22	60	0	0	.352	.651	2
2018	OAKLAND	.247	162	580	85	143	33	0	29	84	0	2	8	70	163	2	1	.335	.453	7
2019	OAKLAND	.267	127	483	73	129	26	0	36	91	0	1	12	51	138	0	0	.351	.545	8
	Las Vegas	.182	5	22	3	4	0	0	1	2	0	0	1	1	3	0	0	.250	.318	0
2020	OAKLAND	.195	60	210	28	41	4	1	14	42	0	0	1	34	77	1	0	.310	.424	1
2021	OAKLAND	.271	156	565	101	153	35	0	39	111	0	11	9	88	113	4	1	.371	.540	6
Major League Totals		.252	575	2048	323	517	101	1	142	373	0	14	35	272	555	7	2	.348	.511	24

CAREER TRANSACTIONS

2012 — Selected by the Oakland Athletics organization as a compensation pick (47th selection overall) following the 1st round of the First-Year Player Draft. **2019** — On the injured list, March 25 to May 6; included rehabilitation assignment to Las Vegas, May 1 to 6.

WILD CARD RECORD

Year	Club/Opp.	AVG.	G	AB	R	H	2B	3B	HR	RBI	SH	SF	HP	BB	SO	SB	CS	OBP	SLG	E
2018	OAK vs. NYY	.000	1	2	0	0	0	0	0	0	0	0	0	2	0	0	0	.500	.000	0
2019	OAK vs. TB	.333	1	3	0	1	0	0	0	0	0	0	0	1	1	0	0	.500	.333	0
2020	OAK vs. CWS	.000	3	9	0	0	0	0	0	1	0	0	0	3	6	0	0	.250	.000	0
Totals		.071	5	14	0	1	0	0	0	1	0	0	0	6	7	0	0	.350	.071	0

DIVISION SERIES RECORD

Year	Club/Opp.	AVG.	G	AB	R	H	2B	3B	HR	RBI	SH	SF	HP	BB	SO	SB	CS	OBP	SLG	E
2020	OAK vs. HOU	.214	4	14	4	3	0	0	2	2	0	0	0	2	4	0	0	.313	.643	1

ALL-STAR GAME RECORD

Year	Club/Site	AVG.	G	AB	R	H	2B	3B	HR	RBI	SH	SF	HP	BB	SO	SB	CS	OBP	SLG	E
2021	AL/Col.	.000	1	2	0	0	0	0	0	0	0	0	0	0	2	0	0	.000	.000	—

OLSON'S CAREER BESTS

Hits: 4 (five times), last: September 10, 2021 vs. Texas

Home Runs: 2 (11 times), July 11 2021 at Texas; June 13, 2021 vs. Kansas City; April 21, 2021 vs. Minnesota; August 5, 2020 vs. Texas; September 10, 2019 at Houston; August 15, 2019 vs. Houston; June 28, 2019 at Los Angeles (AL); July 22, 2018 vs. San Francisco; June 1, 2018 at Kansas City; September 4, 2017 vs. Los Angeles (AL); June 24, 2017 at Chicago (AL)

Runs Batted In: 5 (three times), September 11, 2020 at Texas; June 28, 2019 at Los Angeles (AL); June 1, 2018 at Kansas City

Stolen Bases: 1 (seven times), last: August 23, 2021 vs. Seattle

Hitting Streak: 16, June 30 to July 21, 2019

Hitless Streak (At Bats): 18 (twice), last: September 12 to 16, 2020

Game Ending RBI: 5, August 4, 2021 vs. San Diego (double); July 24, 2020 vs. Los Angeles-AL (grand slam); July 30, 2019 vs. Milwaukee (home run); August 17, 2018 vs. Houston (home run); April 18 vs. Chicago-AL (single)

Grand Slams: 4, April 20, 2021 vs. Minnesota-G#1 (Jorge Alcala); September 11, 2020 at Texas (Luis Garcia); July 24, 2020 vs. Los Angeles-AL (Hoby Milner); September 26, 2018 at Seattle (Chasen Bradford)

Pinch-Hit Home Runs: None


Inside-The-Park Home Runs: None

Lead Off Home Runs: None

OAKLAND A'S FIVE-HIT GAMES

Bert Campaneris at Washington, August 9, 1968
 Reggie Jackson at Boston, June 14, 1969
 Sal Bando at Seattle, July 17, 1969
 Tito Francona at Chicago, September 12, 1969
 Sal Bando at Seattle, September 30, 1969
 Joe Rudi vs. Minnesota, September 22, 1970
 Dave Duncan vs. Boston, July 12, 1972
 Claudell Washington at Detroit, August 30, 1974
 Bert Campaneris at Boston, August 22, 1976
 Jim Essian at Texas, July 1, 1979
 Tony Phillips at Baltimore, May 16, 1986
 Stan Javier vs. Cleveland, July 18, 1988
 Luis Polonia at Kansas City, September 9, 1988
 Dave Henderson at California, April 16, 1991
 Rickey Henderson vs. Texas, September 29, 1991
 Carney Lansford at California, September 8, 1992

Geronimo Berroa at Minnesota, April 10, 1994
 Jason Giambi at Seattle, July 2, 1996
 Dave Magadan vs. New York (AL), August 27, 1997
 Ben Grieve at Cleveland, April 29, 1998
 Mike Stanley at Toronto, September 4, 2000
 Miguel Tejada vs. Texas, June 19, 2003
 Eric Byrnes at San Francisco, June 29, 2003
 Mark Kotsay vs. Seattle, April 30, 2005
 Eric Chavez at Atlanta, June 12, 2005
 Adam Kennedy at Boston, July 28, 2009
 Mark Ellis at Baltimore, August 10, 2009
 Adam Kennedy vs. Chicago (AL), August 15, 2009
 Ryan Sweeney vs. Cleveland, May 5, 2011
 Hideki Matsui at New York (AL), July 24, 2011
 Josh Donaldson at Chicago (AL), September 9, 2014

OUTFIELDER**Height/Weight:** 6-2 / 215**Bats/Throws:** Right / Right**Birthdate:** November 19, 1998**Opening Day Age:** 23**Birthplace/Resides:** Santo Domingo Centro, Dominican Republic / Santo Domingo, Dominican Republic**Major League Service:** 79 days**Obtained:** Acquired from the Atlanta Braves with Ryan Cusick, Joey Estes and Shea Langeliers for Matt Olson, March 14, 2022**Contract Status:** First year of a one-year contract through 2022 [Updated Stats](#)**CAREER HIGHLIGHTS**

Was originally signed by Atlanta out of the Dominican Republic on July 3, 2015 and was one of four players acquired by Oakland in the Matt Olson deal on March 14, 2022...made his Major League debut with the Braves in 2020 and has appeared in the postseason in each of his two seasons...is a .119 hitter with a home run and four RBI in 24 regular season games and is 4-for-22 (.182) with a home run and four RBI in 14 postseason contests...has a .280 average, 32 home runs and 215 RBI in 517 games as a minor leaguer...also has 30 triples and 67 stolen bases...has appeared in 449 games in center field, 35 in right field and 22 in left field...was named to the Southern League Postseason All-Star Team and the All-Star Futures Game in 2019...played in the Arizona Fall League in 2018 and was named to the All-Prospect Team...was rated as Atlanta's third-best prospect by *Baseball America* following the 2021 season, first-best following 2020, eighth-best following 2019 and ninth-best following 2018.

2021 HIGHLIGHTS

- Was on the Opening Day roster for Atlanta and hit .111 with a home run and four RBI in 22 games over two stints with the Braves.
- Struck out 25 times in 68 plate appearances or once per 2.72 plate appearances.
- Went 2-for-15 (.133) with his lone home run and a .533 OPS against left-handed pitchers, 5-for-48 (.104) with a .303 OPS against right-handers.
- Batted .075 with the bases empty compared to .174 with runners on...was 1-for-3 with a grand slam with the bases loaded.
- Hit .080 against National League teams, .231 in five interleague games.
- Appeared exclusively in center field on defense where he made 20 starts...made one error in 43 chances (.977 fielding percentage) and did not have an assist.
- Started 17 games batting eighth, two hitting ninth and one in the seven spot.
- Returned to Atlanta for the postseason and was on the Braves NLDS and NLCS rosters...appeared in two games but did not have an at bat.
- Spent the balance of the season at Triple-A Gwinnett where he batted .265 with 11 home runs and 44 RBI in 89 games...the batting average was his lowest as a minor leaguer but his .744 OPS was second only to his .802 in 2019.
- His 11 home runs follow a 12-home run output in 2019...connected for just nine home runs over his first three seasons.
- Batted .273 (62-for-227) with a .751 OPS against right-handed pitchers, .245 (23-for-94) with a .726 OPS against left-handers
- Had a .312 batting average with runners in scoring position...went 3-for-6 (.500) with five RBI with the bases loaded.
- Hit .319 with seven home runs, 29 RBI and a .866 OPS in 46 games at home, .206 with four home runs, 15 RBI and a .614 OPS in 43 contests on the road.
- Started 77 games in center field and four in right field...had six errors (.962 fielding percentage) and three assists.
- Went 4-for-10 (.400) in three starts at designated hitter and was 1-for-3 with a RBI as a pinch hitter.
- Hit in every spot in the roder except clean-up...saw his most action with 46 games batting second and 23 hitting first...hit nine of his 11 home runs from the two spot.

- DAY-BY-DAY:** Was the Braves Opening Day starter in center field on April 1 at Philadelphia and went 1-for-4 with his first career extra base hit, a double...was 4-for-30 (.133) with two doubles in 11 games, including nine starts, before he was placed on the injured list on April 14 with a strained left groin...was reinstated from the IL and optioned to the Braves alternate camp on April 24...was recalled for his second stint on May 1 and hit his first regular season home run that day against Toronto, a grand slam in the second inning off Tommy Milone...the four RBI were a career-high and his first in the regular season...was 3-for-33 (.091) in 11 games during his second stint before returning to the injured list on May 14 with an inflamed right hamstring...was sent to Gwinnett on a rehab assignment on May 29 and played in one game before he was reinstated from the IL and optioned to Gwinnett on June 2...went 3-for-6 with a pair of doubles and two RBI June 5 vs. Jacksonville, his first of five three-hit games...had his first career two-homer game and drove in a season-high four runs on June 10 at Memphis... hit .348 with two home runs and six RBI over his first six games but then went 10-for-65 (.154) with four RBI over his next 19 contests from June 11-July 7...went 0-for-4 with a career-high tying four strikeouts on June 20 against Nashville...had four straight multiple-hit games from July 8-10 (8-for-15, .533) and hit .315 with three home runs, 10 RBI and 15 runs scored over a 15-game stretch from July 8-25...had a season-best six-game hitting streak from July 21-25 (6-for-19, .316)...homered in three consecutive games from Aug. 8-11...matched his season high with four RBI on Aug. 11 against Durham...hit .320 with a .906 OPS in 20 games in August and then batted .295 in 21 games in September...went 5-for-28 (.179) over his final eight games with Gwinnett...was added to Atlanta's postseason roster for the NLDS and NLCS...was a defensive replacement in center field in the ninth inning of Game 4 of the NLDS against Milwaukee and pinch ran in the ninth inning of Game 2 of the NLCS against Los Angeles...did not have an at bat in either game.

CAREER

2020—Made his major-league debut with a two-game stint in Atlanta in August...spent the rest of the season at the club's alternate training site...in his first career game, Aug. 21 vs. Philadelphia, got the start in left field and hit ninth...went 1-for-4, singling off Cole Irvin for his first hit...came on as a defensive replacement, also in left field, in his second game...made each of the Braves' three postseason rosters and appeared in all 12 games...went 4-for-22 (.182) with a double, home run, home run, four RBI and four runs scored...started six games, Games 2-7 of the NLCS, all in center field, after Adam Duvall suffered a strained left oblique during the middle of an at-bat in Game 1...started Game 2 of the NLCS at 21 years, 329 days old, becoming the youngest player to start in center field in the League Championship Series or World Series since fellow Braves OF Andruw Jones in 1998...drove in one run in each of his first four career postseason starts, Games 2-6 of the NLCS, becoming just the second player in baseball history, his age or younger, to record an RBI in four straight postseason games...Juan Soto also drove in one run in four straight in the 2019 World Series, Games 4-7...his first RBI was a run-scoring double in Game 2, the first RBI of his career...since RBI were officially recorded in 1920, he is the first position player in Braves history to record an RBI in the postseason before doing so in the regular season...pitcher Jorge Sosa did so for Atlanta in Game 3 of the 2005 NLDS...with the RBI, he became just the eighth center fielder his age or younger to drive in at least one run in any postseason game, joining, among others, Hall-of-Famers Joe DiMaggio, Willie Mays and Mickey Mantle...hit his first career homer in Game 3...also became the first player in franchise history to homer in the postseason before doing so in the regular season...only six others in baseball history have done that, including most recently by Philadelphia's Joe Blanton in Game 4 of the 2008 World Series...only two other non-pitchers are on this list...at 21 years, 330 days, was the fourth-youngest Braves player to homer in the postseason...Andruw Jones did so three times at this age or younger and Ronald Acuña Jr. and Brian McCann each did so twice...also became just the fifth-youngest center fielder to homer in the playoffs, with only Acuña Jr., A. Jones, Mantle and Bryce Harper younger...entered the season ranked by MLB.com as the Braves' No. 1 prospect...was the No. 14 prospect overall, including the fourth-best outfielder...named by *Baseball America* as the "Best Baserunner", the "Best Defensive Outfielder" and as having the "Best Outfield Arm" in the Braves organization.

2019—Split the campaign between Double-A Mississippi and Triple-A Gwinnett, setting single-season career highs in games played (130), home runs (12), RBI (61), runs scored (63), doubles (36), triples (9) and walks (43)...his nine triples were tied for the most in the Braves farm system,

while he ranked second in doubles and extra-base hits (57) and fourth in hits (135) and total bases (225)...earned Southern League Midseason and Postseason All-Star honors after compiling an .815 OPS (.278/.340/.474) in 104 games...named by the organization as the M-Braves' co-Player of the Year with outfielder Drew Waters...also tabbed as Mississippi's Player of the Month for May and June...had seven home runs and 24 RBI with a .991 OPS in 26 games in June...selected to the SiriusXM All-Star Futures Game at Progressive Field in Cleveland...started in center field for the NL squad and led off...went 0-for-4...hit .417 (5-for-12) with two doubles, a home run and seven RBI in four postseason games for Gwinnett.

2018—Was a Florida State League Midseason All-Star with High-A Florida...at 19, was the second-youngest player in the FSL on Opening Day...was promoted to Double-A in August...was the youngest player in the Southern League upon his arrival...hit his first professional home run on April 26 with Florida...did not homer in his first two minor-league seasons, a total of 176 games...received a non-roster invitation to Spring Training that season and hit two home runs in the “Braves vs. Future Stars” game at Truist Park on March 27...played in the Arizona Fall League following the season...hit .279 with nine RBI in 20 games for the Peoria Javelinas...named to the Rising Stars and All-Prospect Teams.

2017—Named a South Atlantic League Midseason All-Star with Single-A Rome...also earned the club's Player of the Year honors from the organization...led the team in games (119), runs (60), hits (132), triples (8) and stolen bases (32)...hit .281.

2016—Played for the GCL Braves and Single-A Danville in his professional debut and batted a combined .309 with four doubles, seven triples, 11 stolen bases and 21 RBI in 57 games.

PERSONAL/MISCELLANEOUS

Cristian Rafael Pache was originally signed by Braves scout Matias Laureano...was tabbed by *Baseball America* as the No. 21 international prospect at the time of his signing.

LIFETIME PLAYING RECORD

Year	Club	AVG.	G	AB	R	H	2B	3B	HR	RBI	SH	SF	HP	BB	SO	SB	CS	OBP	SLG	E
2016	GCL Braves	.283	27	106	16	30	2	4	0	11	0	1	1	6	11	7	3	.325	.377	2
	Danville	.333	30	114	12	38	2	3	0	10	1	0	0	7	13	4	2	.372	.404	4
2017	Rome	.281	119	469	60	132	13	8	0	42	4	2	0	39	104	32	14	.335	.343	6
	Florida	.285	93	369	46	105	20	5	8	40	0	2	0	15	69	7	6	.311	.431	5
2018	Mississippi	.260	29	104	10	27	3	1	1	7	0	0	0	5	28	0	2	.294	.337	0
	Mississippi	.278	104	392	50	109	28	8	11	53	1	2	4	34	104	8	11	.340	.474	3
2019	Gwinnett	.274	26	95	13	26	8	1	1	8	1	0	0	9	18	0	0	.337	.411	1
	ATLANTA	.250	2	4	0	1	0	0	0	0	0	0	0	0	2	0	0	.250	.250	0
2021	ATLANTA	.111	22	63	6	7	3	0	1	4	2	0	1	2	25	0	0	.152	.206	1
	Gwinnett	.265	89	321	50	85	15	0	11	44	1	0	1	30	97	9	7	.330	.414	6
Major League Totals		.119	24	67	6	8	3	0	1	4	2	0	1	2	27	0	0	.157	.209	1
Minor League Totals		.280	517	1970	257	552	91	30	32	215	8	7	6	145	444	67	45	.330	.406	42

CAREER TRANSACTIONS

2015 — Signed by the Atlanta Braves as a non-drafted free agent, July 3. **2021** — On the injured list, April 14 to 23. On the injured list, May 14 to June 1; included rehabilitation assignment to Gwinnett, May 29 to June 1. **2022** — Traded to the Oakland Athletics with minor league pitchers Ryan Cusick and Joey Estes and minor league catcher Shea Langeliers for first baseman Matt Olson, March 14.

WILD CARD RECORD

Year	Club/Opp.	AVG.	G	AB	R	H	2B	3B	HR	RBI	SH	SF	HP	BB	SO	SB	CS	OBP	SLG	E
2020	ATL vs. CIN	.000	2	0	1	0	0	0	0	0	0	0	0	0	0	0	0	.000	.000	0

DIVISION SERIES RECORD

Year	Club/Opp.	AVG.	G	AB	R	H	2B	3B	HR	RBI	SH	SF	HP	BB	SO	SB	CS	OBP	SLG	E
2020	ATL vs. MIA	.000	3	0	0	0	0	0	0	0	0	0	0	0	0	0	0	.000	.000	0
2021	ATL vs. MIL	.000	1	0	0	0	0	0	0	0	0	0	0	0	0	0	0	.000	.000	0
Totals		.000	4	0	0	0	0	0	0	0	0	0	0	0	0	0	0	.000	.000	0

LEAGUE CHAMPIONSHIP SERIES RECORD

Year	Club/Opp.	AVG.	G	AB	R	H	2B	3B	HR	RBI	SH	SF	HP	BB	SO	SB	CS	OBP	SLG	E
2020	ATL vs. LAD	.182	7	22	3	4	1	0	1	4	0	0	0	3	4	0	0	.280	.364	0
2021	ATL vs. LAD	.000	1	0	0	0	0	0	0	0	0	0	0	0	0	0	0	.000	.000	0
Totals		.182	8	22	3	4	1	0	1	4	0	0	0	3	4	0	0	.280	.364	0

PACHE'S CAREER BESTS

Hits: 1 (eight times), last: May 11, 2021 vs. Toronto

Home Runs: 1, May 1, 2021 at Toronto

Runs Batted In: 4, May 1, 2021 at Toronto

Stolen Bases: None

Hitting Streak: 2 (twice), last: May 1 to 2, 2021

Hitless Streak (At Bats): 23, May 2 to 11, 2021

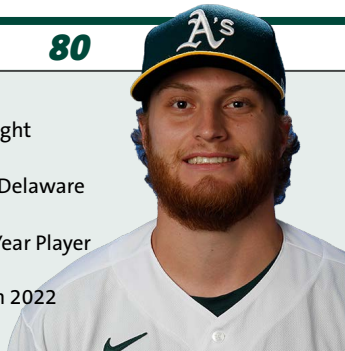
Game Ending RBI: None

Grand Slams: 1, May 1, 2021 at Toronto (Tommy Milone)

Pinch-Hit Home Runs: None

Inside-The-Park Home Runs: None

Lead Off Home Runs: None

RIGHT-HANDED PITCHER**Height/Weight:** 6-3 / 230**Bats/Throws:** Right / Right**Birthdate:** June 11, 1998**Opening Day Age:** 23**Birthplace/Resides:** Baltimore, Maryland / Middletown, Delaware**Major League Service:** None**Obtained:** Selected in the ninth round of the 2019 First-Year Player Draft**Contract Status:** First year of a one-year contract through 2022[Updated Stats](#)**NON-ROSTER INVITEE****CAREER HIGHLIGHTS**

Was the A's ninth round selection in the 2019 First-Year Player Draft and is 11-4 with a 3.17 ERA in 29 games, including 23 starts, in two professional seasons...has 135 strikeouts in 125.0 innings (9.72 per nine innings) and has walked just 32 for a strikeout-to-walk ratio of 4.22...was named the A's Organizational Pitcher of the Year in 2021...was rated as the A's 10th-best prospect by *Baseball America* following the 2021 season.

2021 HIGHLIGHTS

- Was named the A's Organizational Pitcher of the Year after combining for a 9-3 record and a 3.39 ERA in 21 games, including 18 starts, with High-A Lansing and Double-A Midland.
- Led the A's farm system in wins, ranked third in ERA and strikeouts (109) and eighth in innings pitched (101.0).
- Walked just 26 batters for a strikeout-to-walk ratio of 4.19.
- Spent most of the season with the Lugnuts where he was 7-3 with a 3.66 ERA in 18 games, including 15 starts...tied for fifth in the High-A Central in wins and his ERA was sixth best among pitchers with 80 or more innings...was promoted to the RockHounds on Aug. 30 and went 2-0 with a 1.80 ERA in three Double-A starts.
- Went 2-2 with a 5.58 ERA and .278 opponents batting average over his first seven games, including five starts, through June 19...then was 7-1 with a 2.43 ERA and .222 opponents average over his final 14 games, including 13 starts.
- Allowed a .241 opponents batting average, which broke down to .185 (37-for-200) with a .516 OPS against left-handed hitters compared to .303 (54-for-178) with an .851 OPS against right-handers.
- His opponents batting average dropped to .215 with runners in scoring position, including .152 with RISP and two outs.
- Went 4-1 with a 2.38 ERA in 10 games at Lansing's Jackson Field and 1-0 with a 3.00 ERA in two starts at Midland's Momentum Bank Ballpark...combined for a 4-2 record and a 4.44 ERA in nine games on the road.
- Went 9-3 with a 3.59 ERA in his 18 starts, 0-0 with a 1.69 ERA in three relief appearances.
- Had a .212 opponents batting average the first time through the order, .274 the second time and .229 after that.
- Opponents hit .155 with two strikes but had a .458 average when putting the first pitch in play.
- Yielded a .192 batting average to the opponents leadoff hitter.
- Of his 21 appearances, 13 came on six days rest or more...his first eight appearances and 11 of his first 13 came on a Saturday.
- His teams were 13-5 (.722) in his starting assignments...tossed at least five innings in 12 of his 18 starts but never more than six.
- Was rated as the A's 10th-best prospect by *Baseball America* following the season.
- **DAY-BY-DAY:** Made his first two appearances of the season in relief (8.0 ip, 3 h, 1 r, 1 er, 4 bb, 10 so)...then moved into the starting rotation on May 22 and allowed a career-high eight runs on a career-high 10 hits in 3.1 innings in a 12-7 loss at Fort Wayne that day...struck out a career-high 10 batters in 5.2 innings and allowed just one run in a 9-3 win over South Bend on June

5...was 2-2 with a 5.40 ERA over his first six games, including four starts, through June 12... then had four straight starts without a decision from June 19 to July 11 (3.15 ERA)...tossed a career-high 6.0 innings and allowed just two runs on June 26 at Cedar Rapids...it was his first of six outings of 6.0 innings...won four consecutive starts from July 17-Aug. 6 and had a 1.59 ERA, 23 strikeouts and just four walks in 22.2 innings over that span...logged a career-high 94 pitches in 5.0 innings and defeated Lake County 7-6 on July 17...was 3-0 with a 1.33 ERA in five starts in July...surrendered a career-high three home runs in a 7-3 loss to Dayton on Aug. 12...then went 3-0 with a 2.02 ERA and .174 opponents batting average over his final six appearances...made his third and final relief appearance of the season in his final outing with Lansing on Aug. 29 against West Michigan (2.2 ip, 3 h, 1 r, 1 er, 2 bb, 3 so)...was promoted to Midland the next day...did not allow a run in his first two Double-A starts on Sept. 4 against Frisco (5.0 ip, 1 h, 0 bb, 8 so) and Sept. 9 at Corpus Christi (6.0 ip, 4 h, 0 bb, 4 so), both wins... then issued a career-high four walks in 4.0 innings in his final start on Sept. 16 against Tulsa after walking just four batters in 45.1 innings over his previous nine games.

CAREER

2020—Did not pitch as the minor league season was canceled due to the pandemic.

2019—Made his professional debut with Short Season Single-A Vermont and went 2-1 with a 2.25 ERA in eight games, including five starts...struck out 26 batters in 24.0 innings (9.75 per nine innings)...surrendered just one home run...allowed a .226 opponents batting average, which broke down to .215 against right-handed hitters compared to .250 against left-handers...opponents hit .313 with his lone home run with the bases empty, .133 with runners on...yielded a .167 average with runners in scoring position...was 1-0 with a 1.80 ERA in three games at home, 1-1 with a 2.57 ERA in five games on the road...had a 0-1 record, a 2.08 ERA and .264 opponents batting average in his five starts, a 2-0 record, a 2.43 ERA and .175 opponents average in three relief appearances...tossed fewer than four inning in seven of his eight outings...his first outing was a start on June 28 against Staten Island...had a no decision in the Lake Monsters 5-2 win (2.0 ip, 3 h, 1 r, 1 er, 1 so)...fanned Alex Junior to start the second inning for his first strikeout...was credited with his first win in his first relief appearance on July 21 against Tri-City (3.0 ip, 1 h, 1 r, 1 er, 2 bb, 5 so)...then had his longest outing of the season in his next game on July 27 against Brooklyn when he logged 5.0 scoreless innings of relief.

PERSONAL/MISCELLANEOUS

Colin Robert Peluse was originally signed by A's scout Neil Avent...graduated from Middletown (Del.) High School...had "Tommy John" surgery his senior season...attended Wake Forest University where he compiled a 14-11 record and a 4.54 ERA in 51 games, including 36 starts, over three seasons.

LIFETIME PITCHING RECORD

Year	Club	W	L	ERA	G	GS	CG	SHO	SV	IP	H	R	ER	HR	HB	BB	IBB	SO	WP	BK
2019	Vermont	2	1	2.25	8	5	0	0	0	24.0	21	8	6	1	5	6	0	26	0	1
2020		(Minor League Season Canceled — Did not play)																		
2021	Lansing	7	3	3.66	18	15	0	0	0	86.0	82	42	35	10	1	22	0	92	1	2
	Midland	2	0	1.80	3	3	0	0	0	15.0	9	3	3	1	0	4	0	17	1	0
Minor League Career		11	4	3.17	29	23	0	0	0	125.0	112	53	44	12	6	32	0	135	2	3

CAREER TRANSACTIONS

2019 — Selected by the Oakland Athletics in the ninth round of the First-Year Player Draft.

RIGHT-HANDED PITCHER**Height/Weight:** 6-4 / 258**Bats/Throws:** Right / Right**Birthdate:** November 12, 1995**Opening Day Age:** 26**Birthplace/Resides:** Villa Fundacion, Dominican Republic / Villa Fundacion, Dominican Republic**Major League Service:** None**Obtained:** Signed to a minor league contract, December 14, 2021**Contract Status:** First year of a one-year contract through 2022[Updated Stats](#)**NON-ROSTER INVITEE****CAREER HIGHLIGHTS**

Was originally signed by Arizona out of the Dominican Republic on Oct. 3, 2014 and went 12-15 with 18 saves and a 4.20 ERA in 116 games, including 19 starts, in five seasons in the Diamond-backs farm system...has 264 strikeouts in 231.2 innings (10.26 per nine innings)...made all 19 of his starts over his first two season before missing the 2017 season following “Tommy John” surgery...has pitched exclusively in relief since then...went nearly two years without pitching from July 31, 2016-July 3, 2018 and did not pitch in 2020 when the minor league season was cancelled due to the pandemic.

2021 HIGHLIGHTS

- Made both his Double-A and Triple-A debuts...began the year at Double-A Amarillo and was 2-0 with a save, a 1.71 ERA and .192 opponents batting average in 14 relief appearances when he was promoted to Triple-A Reno on June 21...went 0-0 with a 6.23 ERA and .279 opponents average in 26 games with the Aces...combined for a 2-0 record, one save and a 4.38 ERA in 40 games overall.
- Had career highs in games pitched and home runs allowed (7).
- Struck out 60 batters in 51.1 innings (10.52 per nine innings).
- Allowed a .248 opponents batting average, which broke down to .234 (22-for-94) with a .633 OPS against left-handed hitters compared to .259 (28-for-108) with a .838 OPS against right-handers...surrendered five of his seven home runs to righties.
- Yielded a .304 batting average with runners in scoring position.
- Allowed 7-of-18 (38.9%) inherited runners to score...first batters faced were 10-for-35 (.286) with five walks (.375 on-base percentage).
- Had an ERA under 2.00 in three months (1.64 in May, 1.23 in June, 1.04 in July) but an ERA over 10 in the other two (10.80 in July and 10.38 in September).
- Opponents hit .143 against him with two strikes but they were 12-for-23 (.522) when putting the first pitch in play.
- Held the opponents three hitter to a .167 batting average.
- Pitched for Estrellas Orientales in the Dominic Winter League following the season and was 0-2 with a 5.40 ERA in 12 relief appearances.
- **DAY-BY-DAY:** Struck out a season-high four batters in 2.0 scoreless and hitless innings in his first appearance on May 4 at Tulsa...tossed a season-high 2.1 innings three days later against the Drillers and had 10 outings of two or more innings...was credited with his only save of the season on June 4 at Frisco when he pitched 1.2 scoreless innings...that gave him a 1.26 ERA and .180 opponents batting average over his first 10 games...allowed two runs and issued a season-high three walks on June 8 against Corpus Christi...then did not allow a run over his next seven games from June 12 to July 1 (11.0 ip, 5 h, 4 bb, 14 so)...had a 1.71 ERA in 14 games with Amarillo when he was promoted to Reno on June 21...did not allow a run in his first four Triple-A appearances (5.2 ip)...then allowed 10 runs on 14 hits in 7.1 innings over his next seven games from July 6-31 (12.27 ERA, .378 opponents batting average)...yielded three home runs in a game for the first time in his career on July 26 against Round Rock...allowed a season-high five hits July 31 at Sacramento...surrendered just one earned run over a nine-game span from Aug. 5-Sept. 3 (0.93 ERA)...then allowed 10 runs on 11 hits over his final six

games and 7.2 innings (11.74 ERA)...logged a season-high 49 pitches Sept. 5 against Tacoma... was suspended for three games on Sept. 6 for fighting...yielded a season-high five runs on a season-high tying five hits in 1.0 inning on Sept. 23 at Albuquerque

CAREER

2020—Did not pitch as the minor league season was canceled due to the pandemic...went 1-2 with a 7.04 ERA in six relief appearances for Estrellas Orientales in the Dominican Winter League.

2019—Spent the entire season at Single-A Kane County where he was 4-6 with a career-high nine saves and a 2.02 ERA in 36 relief appearances...also had career highs in wins, strikeouts (109), innings pitched (75.2), losses, walks (27) and hit batters (9)...averaged 12.96 strikeouts per nine innings and had a strikeout-to-walk ratio of 4.04...tied for seventh in the Midwest League in saves...tied for eighth in the Diamondbacks farm system in saves and strikeouts...converted 9-of-10 (90.0%) save opportunities...allowed a .204 batting average, which broke down to .194 against right-handed hitters compared to .219 against left-handers...surrendered three of his four home runs to righties...yielded a .197 average to batters leading off an inning...posted a 1.00 ERA in 19 games on the road, a 2.95 ERA in 17 outings at home...held the opponents clean-up hitter to a .065 batting average...tossed at least one inning in 33 of his 36 outings...had 24 games with at least two innings and 11 with at least three...had a 1.54 ERA in eight games in April and a 1.15 ERA over his first 11 games through May 9...did not allow a run in five consecutive games from June 10-28 (10.2 ip)...tallied a 1.26 ERA in seven relief appearances in June...struck out a season-high eight batters in 3.0 scoreless innings on July 15 at West Michigan...matched his season-high with eight strikeouts and logged 4.1 innings of relief on Aug. 20 at Clinton...it was the longest outing of his career as a reliever...compiled a 0.86 ERA and .159 opponents batting average in seven games in August...struck out 30 and walked just five in 21.0 innings...made one postseason appearance and took the loss on Sept. 4 at Clinton (2.0 ip, 3 h, 4 r, 4 er, 3 bb, 2 so).

2018—Began his comeback from “Tommy John” surgery with two relief appearances with Diamondbacks Arizona Rookie League team on July 3 and 8...did not allow a run or a hit in 2.0 innings and was moved up to Hillsboro on July 11...spent the remainder of the season with the Hops and went 3-0 with a 1.04 ERA and seven saves in 15 relief appearances...was a combined 3-0 with seven saves and a 0.93 ERA in 17 relief appearances overall...did not allow a home run in 19.1 innings...allowed a .167 opponents batting average, which broke down to .071 against left-handed hitters and .237 against right-handers...opponents hit .250 with the bases empty, .105 with runners on...had a .074 average with runners in scoring position...did not allow an earned run in nine road games (9.2 ip)...his appearance on July 3 against the Rangers (1.0 ip, 2 so) was his first in nearly two years (July 31, 2016)...tossed a season-high 2.0 scoreless innings on Aug. 2 against Vancouver and Aug. 9 at Tri-City...did not allow a run over his final nine games beginning Aug. 9 (10.0 ip, 3 h, 1 bb, 13 so)...struck out a season-high three in 1.0 inning on Aug. 27 against Everett...logged a 0.75 ERA in 10 games in August.

2017—Missed the entire season following “Tommy John” surgery on his right elbow.

2016—Began the year in extended spring training before joining Missoula of the Pioneer Rookie League in June...went 2-5 with a 6.32 ERA and .333 opponents batting average in nine starts...had career highs in hits (68), runs (41) and earned runs (33)...had a .321 opponents batting average and all four of his home runs against right-handed hitters, a .357 average against left-handers...held opponents to a .196 average when leading off an inning...tossed a career-high 6.0 innings on three occasions: June 17 at Billings, July 2 vs. Helena and July 8 at Helena...struck out a career-high nine batters in back-to-back starts on July 14 at Ogden (3.2 ip) and July 19 at Idaho Falls (5.1 ip)...made his final start of the season on July 31 against Helena, tossing 5.0 scoreless innings for the win (2 h, 1 bb, 4 so).

2015—Began his professional career with the Diamondbacks affiliate in the Arizona Rookie League and went 1-4 with a save, a 7.28 ERA in 14 games, including a career-high 10 starts...also had career highs in wild pitches (10) and balks (3)...had a .333 opponents batting average, including .320 against left-handed hitters and .339 against right-handers...made his debut on June 20

against the Giants and picked up the save (1.0 ip, 2 h, 1 r, 1 er, 1 so)...picked up his first win in a 6-2 victory over the Reds on Aug. 11 (5.0 ip, 6 h, 2 r, 2 er, 1 bb, 7 so).

PERSONAL/MISCELLANEOUS

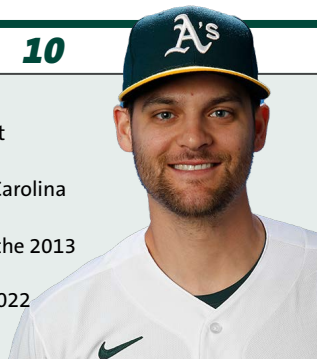
Chester David Pimentel (Troncoso) was originally signed by Diamondbacks scouts Junior Noboa and Luis Baez.

LIFETIME PITCHING RECORD

Year	Club	W	L	ERA	G	GS	CG	SHO	SV	IP	H	R	ER	HR	HB	BB	IBB	SO	WP	BK	
2015	AZL D-backs	1	4	7.28	14	10	0	0	1	38.1	55	36	31	3	6	16	0	32	10	3	
2016	Missoula	2	5	6.32	9	9	0	0	0	47.0	68	41	33	4	4	13	0	43	5	0	
2017		(Injured — Did not pitch)																			
2018	AZL D-backs	0	0	0.00	2	0	0	0	0	2.0	0	0	0	0	0	1	0	2	0	0	
	Hillsboro	3	0	1.04	15	0	0	0	7	17.1	11	3	2	0	3	4	0	18	2	0	
2019	Kane County	4	6	2.02	36	0	0	0	9	75.2	55	26	17	4	9	27	1	109	6	0	
2020		(Minor League Season Canceled — Did not pitch)																			
2021	Amarillo	2	0	1.71	14	0	0	0	1	21.0	14	4	4	0	1	9	0	27	2	0	
	Reno	0	0	6.23	26	0	0	0	0	30.1	36	23	21	7	4	17	0	33	0	0	
Minor League Career		12	15	4.20	116	19	0	0	18	231.2	239	133	108	18	27	87	1	264	25	3	

CAREER TRANSACTIONS

2014 — Signed by the Arizona Diamondbacks organization as a non-drafted free agent, October 3. **2021** — Elected free agency, November 7; signed by the Oakland Athletics to a minor league contract, December 14.

**INFIELDER/OUTFIELDER****Height/Weight:** 6-2 / 210**Bats/Throws:** Right / Right**Birthdate:** March 29, 1992**Opening Day Age:** 30**Birthplace/Resides:** Richmond, Virginia / Charlotte, North Carolina**Major League Service:** 5 years, 47 days**Obtained:** Selected in the Competitive Balance Round B of the 2013 First-Year Player Draft**Contract Status:** First year of a one-year contract through 2022 [Updated Stats](#)**CAREER HIGHLIGHTS**

The utility player has played every position in his career except pitcher and catcher...became the first player in Oakland history to start at least one game at seven different positions in 2018 and then did it again in 2019...was the first rookie in Oakland history to start at least one game at six different positions in 2017...had never played the outfield prior to 2017...in his big league career, he has played 131 games in left field, 118 in right field, 91 at second base, 46 at third base, 43 at shortstop, 16 in center field and three at first base...also has five career pinch home runs, which matches the Athletics franchise record...is a .244 career hitter with 50 home runs and 155 RBI in 442 games over six seasons with the A's...was named Texas League Player of the Year and the A's Organizational Hitter of the Year in 2015 at Midland...played in the Arizona Fall League in 2015 and was named to the AFL Top Prospects Team.

2021 HIGHLIGHTS

- Batted .243 with six home runs and 27 RBI in 75 games in a season shortened by two stints on the injured list with a sprained left knee and a strained right hamstring.
- Started games at six different positions (29 in right field, 15 in left field, five at second base, four at third base, four at shortstop and one at designated hitter)...has now started games at at least six different positions in each of the last four full seasons.
- Was 3-for-10 (.300) over his first four games before going on the IL the first time on April 5 with a sprained left knee...was reinstated May 14 and hit .210 with a .605 OPS over his next 42 games before returning to the IL July 8 with a strained right hamstring...returned to Oakland Aug. 20 and hit .288 with an .852 OPS, three home runs and 14 RBI over his final 29 games.
- Batted .291 (30-for-103) with an .884 OPS and five of his six home runs against left-handed pitching. .198 (22-for-111) with a .550 OPS against right-handers.
- Three of his six home runs put the A's ahead...all six came at night...five came against AL West teams, three came in the seventh inning and three came with two strikes.
- His average dropped to .212 with runners in scoring position and he now has a .219 (66-for-301) career average with RISP...went 3-for-9 with seven RBI with the bases loaded after entering the season 2-for-35 (.057) with eight RBI with the bases full.
- Was 6-for-11 (.545) with a double, two home runs, nine RBI and three walks as a pinch hitter... tied for the lead among American League pinch hitters in home runs, RBI and extra base hits (3), tied for third in walks and tied for fourth in hits...the nine RBI were fifth most in Oakland history and second most in the designated hitter era to Jeff Burroughs, who had 12 in 1982.
- Is now 19-for-77 (.247) with five home runs and 19 RBI in his career as a pinch hitter...the home runs tie the Athletics franchise record (Aldrete, Burroughs, McGwire, Steinbach, Zernial) and are the most by an AL pinch hitter since he made his debut in 2016...the RBI are third most in Oakland history behind Matt Stairs (21) and Terry Steinbach (20) and are the most in the AL since 2016.
- Committed one error in 39 games in right field and one in six games at third base.
- Started games at every spot in the order except the leadoff spot.
- Averaged a career-high 3.89 pitches per plate appearance.
- **DAY-BY-DAY:** Made his third consecutive Opening Day start at his third different position (right field in 2021, second base in 2020, left field in 2019)...went 2-for-4 and is now 5-for-

11 (.455) with a double and two multiple hit games in three career openers...then delivered a pinch hit home run in his second game on April 2 against Houston...had four hits, a walk and five RBI in his first five pinch hitting appearances through June 16...was 3-for-10 (.300) in four games when he was placed on the injured list April 5 with a sprained left knee...went 4-for-12 (.333) with a double, home run and three RBI on a three-game rehab assignment with Triple-A Las Vegas from May 10-13 before he was reinstated on May 14...was 7-for-24 (.292) over his first seven games following the injury, giving him a .294 batting average in 11 games through May 22...then had a career-high 0-for-21 streak from May 22-30 (previous: 13, June 1-4, 2017)...hit .364 (12-for-33) over an 11-game stretch from May 31 to June 16...had three hits June 8 against Arizona in a game he did not start...it was the second time he has done that in his career (Aug. 16, 2020 vs. San Francisco)...joins Mike Gallego and Ossee Schrecongost as the only players in Athletics history with two such games in their career...went 6-for-46 (.130) over an 18-game stretch from June 18 to July 7...was placed on the injured list a second time on July 8 with a strained right hamstring...had a four-game rehab assignment with Las Vegas from Aug. 15-19, going 4-for-16 (.250) with a home run and seven RBI, and was reinstated on Aug. 20...went 2-for-15 (.133) in his first nine games following his return but then batted .323 with five doubles, a triple, three home run and 14 RBI over his final 20 contests beginning Sept. 4...stole second base on Sept. 18 at Los Angeles (AL) for his first steal since Sept. 20, 2017 against Detroit...it snapped a streak of 322 consecutive games without a stolen base, which was fifth longest in Oakland history by a player who did not play with another team during the streak...finished the year with a season-ending and career-high tying eight-game hitting streak beginning on Sept. 24...went 9-for-29 (.310) with two doubles, three home runs and eight RBI during the streak...started the streak with a pinch hit grand slam in the seventh inning on Sept. 24 against Houston...it was his second career grand slam (May 19, 2018) and his fifth career pinch homer...his five career pinch homers tie the Athletics franchise record (Aldrete, Burroughs, McGwire, Steinbach, Zernial)...it was the first pinch hit grand slam by an Athletic since Scott Sizemore on Sept. 10, 2011 at Texas...the home run snapped a career-high 45-game homerless streak and the four RBI matched his career high... it was his third career regular season four-RBI game (last: May 19, 2018 at Toronto) and he also had four RBI in Game 3 of the 2020 ALDS against Houston...batted .340 with 11 RBI in September...the batting average was the highest single-month mark of his career and the only time he had more RBI was in May of 2017 when he had 12.

CAREER

2020—Played in just 24 games in his fifth season with the A's and batted .232 with two home runs and eight RBI...his batting average was a career-low...after starting games at seven different positions in each of the previous two seasons, he made a total of 12 starts at two different positions in 2020 (his first 10 at second base, his last two at third base)...hit .290 with four of his five walks against right-handed pitchers (.371 on-base percentage) compared to .160 against left-handers (.192 on-base percentage)...hit both of his home runs and collected five of his eight RBI against lefties...batted .111 in July, .226 in August and .313 in September...had a .286 batting average, both of his home runs and a .937 OPS on the road, compared to a .200 average with a .539 OPS in Oakland...hit .286 during the day, .179 at night...batted .292 with the bases empty, .188 with both of his home runs with runners on base...however, hit .267 with runners in scoring position and was 3-for-7 (.429) with RISP and two outs...went 1-for-3 (.333) with the bases loaded...was 1-for-32 in that situation in his career entering the season...hit .184 with a .514 OPS over innings 1-6, .333 with a 1.040 OPS in the seventh inning or later...committed one error and it came as a second baseman (.972 fielding percentage)...appeared in 13 games at second base, seven at third base, two in left field and one in right field...was 1-for-7 as a pinch hitter but the one hit was a two-run home run...made seven starts batting eighth and five hitting sixth...made his second consecutive Opening Day start July 24 against Los Angeles (AL)...went 1-for-3 as the second baseman after going 2-for-4 with a double as the left fielder in 2019 against Seattle...started seven of the A's first 15 games at second base through Aug. 8 but just three of the next 17 prior to the arrival of Tommy La Stella on Aug. 29...made just two starts after that, both at third base...had a pinch hit home run in the third inning Aug. 16 at San Francisco...it was the third of his career with the previous two coming in 2019...remained in the game and ended up going 3-for-4 with a double and the home run...became the 12th non-starter in Oakland history with three hits in a game, the first since Seth Brown on Aug. 30, 2019...the seven total bases were sec-

and only to Mike Heath's eight when he homered twice on June 19, 1979 against Kansas City... the three hits were a season high and one of just two multiple hit games (two in the first game of the Sept. 8 doubleheader against Houston)...was batting .200 with two home runs and six RBI in 17 games when he was placed on the paternity list Aug. 25...was reinstated Aug. 31 and went 4-for-13 (.308) with an RBI in six games before he was placed on the 10-day injured list Sept. 13 with a strained right hamstring...was reinstated from the IL Sept. 27 for the final game of the season and went 1-for-3 with a walk and a RBI in an appearance at designated hitter that day against Seattle...then played in all seven postseason games and hit .318 (7-for-22) with a double, two home runs, seven RBI, three walks and a 1.021 OPS...the RBI matched the most by an Athletic in the postseason over the last 31 years (Sierra, 1992; Bradley, 2006) and tied for eighth most in Athletics history...made four starts at third base and one at designated hitter...went 3-for-9 (.333) with two RBI in three games in the ALWCS against Chicago...had a two-run single in the fifth inning of Game 3 to break a 4-4 tie in the A's series-clinching 6-4 win...was 4-for-13 (.308) with two home runs and five RBI in four games against Houston in the ALDS...homered in Games 2 and 3 and is one of 14 players in Athletics history to homer in back-to-back postseason games (was one of three in 2020)...had four RBI in Game 3, including the game-tying three-run home run in the seventh inning in a game the A's would go on to win 9-7...became the first A's third baseman with a four-RBI game in the postseason.

2019—Spent the entire season on the active roster for the first time in his career and batted .240 with 13 home runs and 47 RBI in 124 games...had career highs in runs (45), hits (82), doubles (21), RBI, extra base hits (34), games and at bats (341)...started at least one game at seven different positions for the second consecutive season (38 in left field, 22 in right field, 12 at second base, eight at third base, one in center field, one at first base and one at designated hitter)...is the only player in Oakland history to start at least one game at seven positions in one season...also appeared in three games at shortstop and the only positions he didn't play were pitcher and catcher...committed two errors in 21 games at second base, two in 17 games at third and one in 34 games in right field...was also 5-for-23 (.217) with two home runs and six RBI as a pinch hitter...led American League pinch hitters in plate appearances (26), tied for the lead in home runs and tied for third in hits and RBI...hit .253 with a .748 OPS against left-handed pitchers compared to .230 with a .667 OPS against right-handers...batted .210 with the bases empty, .275 with nine of his 13 home runs with runners on base...batted .214 with three home runs and 20 RBI in 57 games against AL West teams, .268 with 10 home runs and 27 RBI in 67 games against all other competition...averaged 4.20 plate appearances per strikeout, which was the best mark of his career...started games at every spot in the order except first and fourth...made his first career Opening Day start on March 20 against Seattle in Tokyo and went 2-for-4 as the A's left fielder...had three straight multiple hit games April 9-11 and April 22-24...had his first career game-ending RBI April 24 against Texas, a RBI single in the bottom of the ninth inning...batted .306 with three home runs and 10 RBI in 23 games in April...it was the fourth time he hit .300 in a month in his career, the second time in April...homered in back-to-back games on May 17 and 18 at Detroit...went 1-for-3 the next day against the Tigers in a game that was suspended in the bottom of the seventh inning...hit a two-run home run in the ninth inning when play resumed in Oakland on Sept. 6, giving him a home run in three consecutive games for the first time in his career...grounded into his first double play of the season May 18 at Detroit, snapping a career-high 86-game streak without a GIDP dating back to June 29, 2018...snapped a 0-for-12 streak as a pinch hitter June 18 against Baltimore with his first career pinch home run...added a second pinch homer Aug. 3 against St. Louis...had a career-high eight-game hitting streak from Aug. 1 to 11...went 9-for-20 (.450) with three doubles, three home runs and seven RBI during the streak...the streak also represented a career-high eight-game reaching base streak and he had an extra base hit in four straight games from Aug. 7-11, which was the best streak of his career...hit .283 over his final 15 contests...was on the A's AL Wild Card roster for the second consecutive year but did not play for the second straight year.

2018—Batted .258 with 13 home runs and 27 RBI in 110 games in a season interrupted by two stints on the disabled list...the average was a career high as was his .332 on-base percentage and .769 OPS...became the first player in Oakland history to start at least one game at seven different positions (49 in left field, 13 at second base, five in right field, four at third base, three at shortstop, two in center field and one at first base)...hit .289 with an .835 OPS against left-handed

pitchers, .233 with a .713 OPS against righties...batted .311 with a .378 on-base percentage when leading off an inning...hit .456 with six doubles, a triple, six home runs and 12 RBI (.912 slugging percentage) when putting the first pitch in play...batted .325 in interleague play...committed six errors, including two in 73 games in the outfield, two in three games at shortstop and two in 16 games at third base...went 3-for-19 (.158) with a RBI and three walks as a pinch hitter...tied for fourth among AL pinch hitters in plate appearances (22)...started games in every spot in the batting order except third and fourth...hit eighth 22 times and second 21 times...was on the A's Opening Day roster and went 4-for-13 (.308) with a home run and RBI in four games before he was placed on the 10-day disabled list April 7 retroactive to April 6 with a hyperextended left knee...had a two-game rehab assignment with Single-A Stockton on April 14 and 15 and was reinstated from the DL April 16...hit .303 with four home runs and 11 RBI over a 23-game stretch from April 22 to May 26...made his first Major League appearance at third base May 7 against Houston and his first start at that position May 18 at Toronto...hit his first career grand slam May 19 at Toronto...it was his second career four-RBI game (Sept. 9, 2017 vs. Houston, 2nd game)...went 16-for-46 (.348) with four home runs and nine RBI over a 15-game stretch from June 26 to July 23...was placed on the 10-day disabled list July 29 retroactive to July 28 with a left elbow laceration...did not have a rehab assignment before he was reinstated from the DL Aug. 7...hit .323 over his final 28 contests beginning Aug. 22...made his professional debut at first base with a start on Sept. 29 at Los Angeles (AL)...batted .286 in 20 games in September...was on the A's Wild Card roster but did not play.

2017—The A's rookie utility player batted .238 with 15 home runs and 42 RBI in 87 games...ranked ninth among American League rookies in home runs and RBI and 10th in extra base hits (31)...started 28 games in right field, 18 at shortstop, 13 at second base, seven at designated hitter, four in center field and two in left field to become the first rookie in Oakland history to start at least one game at six different positions...the last A's rookie to start a game at five positions prior to him was Luis Quinones in 1983...entered the season with no professional experience in the outfield...batted .247 against left-handed pitching compared to .234 with 12 of his 15 home runs against right-handers...had 10 of his 15 home runs and 28 of his 42 RBI at home...had 11 home runs and 27 RBI in 37 day games...committed four errors in 22 games at shortstop (.952 fielding percentage) and one in 16 games at second base (.983)...also made one error in 35 games as a right fielder and had a .987 fielding percentage in 41 games overall in the outfield...began the season at Triple-A Nashville and was batting .324 in nine games when he was promoted to Oakland April 16...hit .308 with six home runs and 13 RBI over a 20-game stretch from April 29 to May 31...made his professional debut in the outfield May 7 against Detroit with a start in right field...also stole the first base of his career in that game...had his first career two-homer game May 31 at Cleveland...finished May with a .304 batting average in 18 games...started in right field June 15 against New York (AL) and moved to shortstop in the eighth inning...became the third player in Oakland history to play right field and shortstop in the same game (Tony Phillips, July 4, 1989 vs. Kansas City; Bill Almon, six times from 1983-84)...did it again Aug. 21 at Baltimore...was placed on the disabled list June 24 with a strained left hamstring and had an eight-game rehab assignment with Nashville from July 18 to 30 before he was reinstated from the DL July 31...made 28 of his 33 starts following his return in the outfield (24 in right field, four in center field, one in left field)...had his first career four-hit game Aug. 6 at Los Angeles (AL)...connected for his second career two-homer game Aug. 26 against Texas...had a career-high four RBI and his third career two-homer game in the second game of the Sept. 9 doubleheader against Houston.

2016—Made both his Triple-A and Major League debuts in 2016...hit .256 with 14 home runs and 51 RBI in 107 games with Nashville and .235 with a home run and four RBI in 22 games with Oakland...batted .152 over his first 12 games with the A's, .389 over his final 10 contests...made nine of his 12 starts against left-handed pitchers...hit .286 with his lone home run against lefties compared to .174 against righties...had a .333 batting average with runners on base...went 3-for-7 (.429) with a double and RBI as a pinch hitter...appeared in 13 games (nine starts) at second base and seven games (three starts) at shortstop...committed three errors as a second baseman (.914 fielding percentage) and none in 16 chances as a shortstop...was selected from Nashville Aug. 19 and made his debut with a start at second base the next day at Chicago (AL)...went 0-for-4...singled off José Quintana at Chicago (AL) on Aug. 21 for his first big league hit...had a RBI single in the third inning Aug. 23 against Cleveland for his first RBI...hit his first home run Sept. 29

at Seattle, a solo shot off Ariel Miranda to lead off the sixth inning...was rated as the A's number 7 prospect by *Baseball America* following the season...was a Pacific Coast League Midseason All-Star...had a .311 batting average, .414 on-base percentage and .568 slugging percentage when leading off an inning (.981 OPS)...committed 29 errors in 98 games at shortstop for a .931 fielding percentage...did not make an error in four games at second base...went 4-for-4 on May 14 against Fresno and May 19 against Sacramento...batted .352 with 30 runs scored over a 25-game stretch from May 22 to June 18...started at shortstop for the Pacific Coast League All-Stars in the Triple-A All-Star Game against the International League in Charlotte, NC on July 13 and went 0-for-2...hit two home runs and drove in a season-high four runs July 16 at El Paso.

2015—Was named Texas League Player of the Year and the A's Organizational Hitter of the Year after batting .317 with 15 home runs and 86 RBI in 117 games with Double-A Midland...led the TL in RBI and total bases (232), ranked second in batting and slugging (.486), third in hits (151) and OPS (.847), tied for third in hit by pitches (8) and fifth in doubles (32)...was a TL Midseason and Postseason All-Star...led the A's farm system in batting, ranked second in RBI, third in slugging and total bases, fourth in hits and fifth in home runs...batted .361 during the day, .352 against left-handed pitching, .332 after the All-Star Break, .327 with runners in scoring position and .324 on the road...had a .371 batting average in June, .336 in July and .333 in August...appeared exclusively at shortstop on defense and led TL shortstops in games (112), total chances (474), putouts (181), assists (267), double plays (61) and errors (26)...connected for grand slams on May 22 at Corpus Christi and Aug. 5 against Frisco...had an 18-game hitting streak from July 6 to 25, which tied for the longest hitting streak in the TL in 2015...went 30-for-73 (.411) with 19 RBI during the streak...had a 21-game road hitting streak from July 8 to Aug. 21, which was the longest in the TL (33-for-97, .340)...went 2-for-13 (.154) with a double and RBI in three postseason games with the RockHounds before going on the disabled list Sept. 12 with a strained left hamstring...missed the remainder of the playoffs...played for Mesa in the Arizona Fall League following the season and hit .235 with four home runs and nine RBI in 13 games...tied for fourth in the AFL in home runs...played in the AFL Fall Stars Game and was named to the AFL Top Prospects Team at second base...was rated as the A's seventh best prospect by *Baseball America* following the season.

2014—Spent his first full professional season at Single-A Stockton and hit .288 with 13 home runs and 55 RBI in 94 games...ranked fourth in the A's farm system in doubles (32) and fifth in slugging (.489)...hit .335 at home and .307 against left-handed pitching...appeared in 76 games at second base, 14 at shortstop and three at third base...committed 14 errors as a second baseman for a .960 fielding percentage...also made one error each at shortstop and third base...hit .324 with seven of his 13 home runs and 21 of his 55 RBI in 24 games in April...was on the disabled list from July 1 to 13 with a sprained right ankle...went 2-for-8 (.250) with a RBI in two postseason games.

2013—Made his professional debut with Vermont of the Short-Season New York/Penn League and batted .200 with three home runs and eight RBI in 42 games...committed eight errors in 33 games at shortstop for a .944 fielding percentage...also made one error in two games as a third baseman...went 0-for-4 in his professional debut June 19 at Tri-City...then homered the next day against Connecticut for his first professional hit...was on the disabled list from July 23 to Aug. 8 with a strained left oblique.

PERSONAL/MISCELLANEOUS

Chadwick Hudson Pinder was originally signed by A's scout Neil Avent...is married, Taylor, and has one child, Christopher...graduated from Poquoson (VA) High School...attended Virginia Tech University and graduated in 2016...as a junior in 2013, was selected to the Blacksburg Regional All-Tournament Team, ACC All-Tournament Team, and All-ACC first team...also earned All-ACC Academic Team honors in 2011 and 2012.

LIFETIME PLAYING RECORD

Year	Club	AVG	G	AB	R	H	2B	3B	HR	RBI	SH	SF	HP	BB	SO	SB	CS	OBP	SLG	E
2013	Vermont	.200	42	140	14	28	4	0	3	8	0	3	6	12	41	1	0	.286	.293	9
2014	Stockton	.288	94	403	61	116	32	5	13	55	1	2	8	22	99	12	9	.336	.489	16
2015	Midland	.317	117	477	71	151	32	2	15	86	4	5	8	28	103	7	5	.361	.486	26
2016	Nashville	.258	107	426	72	110	23	3	14	51	1	4	9	25	108	5	1	.310	.425	29
	OAKLAND	.235	22	51	4	12	4	0	1	4	0	1	0	3	14	0	0	.273	.373	3
2017	Nashville	.266	17	64	3	17	2	1	1	2	0	0	1	6	23	2	1	.338	.375	3
	OAKLAND	.238	87	282	36	67	15	1	15	42	0	3	5	18	92	2	1	.292	.457	6
2018	OAKLAND	.258	110	298	43	77	12	1	13	27	2	0	6	27	88	0	2	.332	.436	6
	Stockton	.286	2	7	1	2	1	0	1	1	0	0	1	1	1	0	0	.444	.857	0
2019	OAKLAND	.240	124	341	45	82	21	0	13	47	1	3	5	20	88	0	1	.290	.416	5
2020	OAKLAND	.232	24	56	8	13	3	0	2	8	0	0	0	5	13	0	0	.295	.393	1
2021	OAKLAND	.243	75	214	30	52	16	1	6	27	0	1	2	16	62	1	0	.300	.411	2
	Las Vegas	.286	7	28	6	8	2	0	2	10	0	1	0	2	8	0	0	.323	.571	1
Major League Totals		.244	442	1242	166	303	71	3	50	155	3	8	18	89	357	3	4	.302	.427	23

CAREER TRANSACTIONS

2013 — Selected by the Oakland Athletics organization in the Competitive Balance Round B of the First-Year Player Draft. **2017** — On the disabled list, June 24 to July 30; included rehabilitation assignment to Nashville, July 18 to 30. **2018** — On the disabled list, April 6 to 15; included rehabilitation assignment to Stockton, April 14 to 15. On the disabled list, July 28 to August 6. **2020** — On the paternity list, August 25 to 30. On the injured list, September 13 to 26. **2021** — On the injured list, April 5 to May 13; included rehabilitation assignment to Las Vegas, May 10 to 13. On the injured list, July 8 to August 19; included rehabilitation assignment to Las Vegas, August 15 to 19.

WILD CARD RECORD

Year	Club/Opp.	AVG.	G	AB	R	H	2B	3B	HR	RBI	SH	SF	HP	BB	SO	SB	CS	OBP	SLG	E
2018	OAK vs. NYY																			
2019	OAK vs. TB																			
2020	OAK vs. CWS	.333	3	9	0	3	0	0	0	2	0	0	0	1	2	0	0	.400	.333	0

DIVISION SERIES RECORD

Year	Club/Opp.	AVG.	G	AB	R	H	2B	3B	HR	RBI	SH	SF	HP	BB	SO	SB	CS	OBP	SLG	E
2020	OAK vs. HOU	.308	4	13	2	4	1	0	2	5	0	1	0	2	4	0	0	.375	.846	0

PINDER'S CAREER BESTS

Hits: 4, August 6, 2017 at Los Angeles (AL)
Home Runs: 2 (three times); September 9, 2017 vs. Houston (2nd game); August 26, 2017 vs. Texas; May 31, 2017 at Cleveland
Runs Batted In: 4 (three times), last: September 24, 2021 vs. Houston. Note: Also had 4 RBI in Game 3 of the 2020 ALDS vs. Houston, October 7, 2020
Stolen Bases: 1 (three times), last: September 18, 2021 at Los Angeles (AL)
Hitting Streak: 8 (twice), last: September 24, 2021 to present
Hitless Streak (At Bats): 21, May 22 to 30, 2021
Game Ending RBI: 1, April 24, 2019 vs. Texas (single)
Grand Slams: 2, September 24, 2021 vs. Houston (Brooks Raley); May 19, 2018 at Toronto (Tyler Clippard)
Pinch-Hit Home Runs: 5, September 24, 2021 vs. Houston (Brooks Raley); April 2, 2021 vs. Houston (Brooks Raley); August 16, 2020 at San Francisco (Wandy Peralta); August 3, 2019 vs. St. Louis (Tyler Webb); June 18, 2019 vs. Baltimore (Dan Straily)
Inside-The-Park Home Runs: None.
Lead Off Home Runs: None.

**OUTFIELDER****Height/Weight:** 6-4 / 211**Bats/Throws:** Right / Right**Birthdate:** January 14, 1991**Opening Day Age:** 31**Birthplace/Resides:** Pleasanton, California / Danville, California**Major League Service:** 6 years, 76 days**Obtained:** Acquired from St. Louis for Yairo Muñoz and minor leaguer Max Schrock, December 14, 2017**Contract Status:** Sixth year of a six-year contract through 2022 with a club option for 2023
[@spiscotty](https://twitter.com/spiscotty)
[Instagram](https://www.instagram.com/spiscotty)
[Updated Stats](https://www.fantasypros.com/baseball/player/Stephen-Piscotty/)
CAREER HIGHLIGHTS

The Pleasanton native and Stanford grad spent the first six seasons of his professional career in the St. Louis organization before he was traded to the A's following the 2017 season...is a .250 hitter with 50 home runs and 177 RBI in 361 games in four seasons with Oakland after batting .268 with 38 home runs and 163 RBI in 323 games in three years with St. Louis...has played in the postseason three times (2015, 18, 20) and is a .269 (7-for-26) hitter with three home runs and six RBI in eight games...holds the Athletics record for consecutive errorless games by an outfielder (259)...had career highs in doubles (41), home runs (27), RBI (88) and extra base hits (68) in his first season with Oakland in 2018...was named the Cardinals organization Minor League Player of the Year in 2015...played in the Arizona Fall League in 2013 and was named to the AFL All-Prospects Team.

2021 HIGHLIGHTS

- Was limited to 72 games due to two stints on the injured list with a left wrist injury that eventually required surgery...batted .220 with five home runs and 16 RBI in 72 games.
- Had career lows in batting, slugging percentage (.353), runs scored (14), RBI (16), extra base hits (48) and stolen bases (1) and matched his low in home runs.
- Was successful in his only stolen base attempt and is now 9-for-9 in four seasons with the A's.
- Hit .256 (23-for-90) with a .712 OPS against left-handed pitchers compared to .181 (15-for-83) with a .549 OPS against right-handers.
- His average increased to .281 with runners in scoring position and he now has a .314 (174-for-555) career average with RISP.
- Went 0-for-4 with the bases loaded but is a .377 (20-for-53) career hitter in that situation with four grand slams and 50 RBI.
- Batted .173 in Oakland and .194 during the day.
- Started 49 games in right field and one at designated hitter...did not commit an error in 67 games and 103 total chances overall in the outfield...now has a 259-game errorless streak dating back to his last miscue on July 24, 2018 at Texas, which is the longest in Athletics history by an outfielder...broke the previous mark of 209 held by Ryan Sweeney (Aug. 17, 2009-Sept. 14, 2011).
- Was 2-for-15 (.133) with a RBI, a walk and a hit by pitch as a pinch hitter.
- Made all 50 of his starts from the bottom four spots in the order (14 batting sixth, 20 seventh, 15 eighth and 1 ninth).
- Went 9-for-24 (.375) in eight interleague games...hit .195 against American League competition.
- **DAY-BY-DAY:** Went 0-for-8 over his first three games but then hit safely in a season-high four consecutive contests from April 5-8 (4-for-8, .500)...doubled on April 6 against Los Angeles

MOST CONSECUTIVE ERRORLESS GAMES BY AN ATHLETICS OUTFIELDER

259	Stephen Piscotty, July 25, 2018-present
209	Ryan Sweeney, August 17, 2009-September 14, 2011
187	Al Simmons, June 27, 1928-August 5, 1929
176	Robbie Grossman, March 21, 2019-September 26, 2020
165	Jermaine Dye, September 25, 2002-August 6, 2004

(NL) to snap a career-high 22-game streak without an extra base hit dating back to Aug. 26, 2020...homered in back-to-back games on April 13 at Arizona and April 15 against Detroit... was batting .250 with two home runs and four RBI in 11 games when he was placed on the paternity list April 16...was reinstated on April 20 and went 4-for-28 (.143) with one RBI over his first 11 games following his return...was 0-for-5 with four strikeouts April 24 at Baltimore...it was the third four-strikeout game of his career (previous: May 13, 2019 at Seattle)... set the Athletics record for consecutive errorless games by an outfielder with his 210th consecutive game without a miscue on May 2 against Baltimore...broke the previous mark of 209 held by Ryan Sweeney (Aug. 17, 2009-Sept. 14, 2011)...had a 12-game streak without an RBI from May 15-31, which was the second longest such streak of his career (16, Sept. 7-29, 2017)...finished May with a .192 batting average in 23 games...then went 3-for-5 on June 1 against Seattle for his only three-hit game of the season...was hitting .217 with four home runs and 11 RBI in 50 games when he was placed on the injured list June 19 retroactive to June 17 with a sprained left wrist...was 0-for-4 on a one-game rehab assignment with Low-A Stockton on July 3 and was reinstated from the IL on July 4...doubled in his first game back on July 6 at Houston but then went 1-for-23 over his next nine games...was hitting .227 with a home run and five RBI in 22 games following his return from the IL when he was placed on the 10-day injured list a second time Aug. 21 with a sprained left wrist...had surgery on the wrist Aug. 27 and missed the remainder of the season...the surgery, which was performed by Dr. Mark Leber at the Gateway Surgery Center in Phoenix, was an extensor carpi ulnaris subsheath fixation procedure.

CAREER

2020—Batted .226 with five home runs and 29 RBI in 45 games in his third season with Oakland and the sixth of his career...had career lows in on-base percentage (.271) and OPS (.629)... however, his average of 5.48 at bats per RBI was the best mark of his career and he hit .304 with runners in scoring position...walked just nine times and had 53 strikeouts...his average of 19.00 plate appearances per walk was the highest of his career and his average of 3.23 plate appearances per strikeout was the lowest...hit .118 with no RBI in five games in July. .289 with five home runs and 26 RBI in 24 games in August and .154 with no home runs and three RBI in 16 games in September...batted .229 against left-handed pitching compared to .225 with all five of his home runs and 25 of his 29 RBI against right-handers...had a .444 batting average with runners in scoring position and two outs...was 3-for-5 (.600) with a double, two home runs and 11 RBI with the bases loaded...tied for the Major League lead in grand slams...also tied for the lead in extra base hits with the bases loaded and tied for eighth in RBI...hit .256 with four of his five home runs on the road. .195 in Oakland...batted .279 at night, .164 during the day...had a .135 average with two strikes...started a team-leading 44 games in right field and did not commit an error in 75 total chances...made a team-leading 23 starts batting seventh where he hit .167...batted .284 in all other spots in the order...averaged a career-low 3.44 pitches per plate appearance...made his fifth consecutive Opening Day start in right field on July 24 against Los Angeles-AL (three with Oakland, two with St. Louis)...had three straight two-hit games from Aug. 1-4 (6-for-12, .500)... the two hits were a season-high (12 times)...had two hits in the fifth inning Aug. 3 at Seattle to become the first Athletic with two hits in an inning since Matt Chapman on Sept. 21, 2019 against Texas...had the A's second walk-off grand slam of the season and the ninth in Oakland history on Aug. 4 against Texas...it was his second career walk-off home run (May 8, 2019 vs. Cincinnati)...was batting .217 with a home run and seven RBI over his first 13 games through Aug. 10...then hit .310 with four home runs and 19 RBI over his next 15 contests...slugged three of his five home runs over a four-game stretch from Aug. 12-16...hit his second grand slam of the season and the fourth of his career on Aug. 14 at San Francisco (had two in 2016 with St. Louis)...both of his grand slams in 2020 came in the ninth inning and he is the 14th player in Major League history (first Athletic) with two ninth inning grand slams in the same season...tied for second in the majors in RBI in the ninth inning (8)...went 4-for-11 (.364) with two home runs and nine RBI in the three-game series at San Francisco Aug. 14-16...became the second Athletic with nine RBI in a three-game series over the last seven years...he also did it on Sept. 18-20, 2018 against Los Angeles (AL)...had a career-high tying five RBI on the 16th (sixth time, last: April 4, 2019 vs. Boston)...doubled on Aug. 25 at Texas for his last extra base hit of the season...batted .289 with five home runs and 26 RBI in 24 games in August...the RBI were his most ever in a month...they were third most in the majors in August and seventh most in Oakland history...they were the

most since Eric Chavez had 30 in 2002...played in just four of the A's 13 games from Sept. 8-18 due originally to left wrist soreness and then a sprained knee...then started eight of the final nine games...started just three of the A's seven postseason games, all in right field, and was 1-for-7 (.143) with a strikeout.

2019—Was limited to 93 games due to two stints on the injured list and batted .249 with 13 home runs and 44 RBI...was out from June 30 to Aug. 2 with a sprained right knee and Aug. 25 to Sept. 25 with a sprained right ankle...batted .360 with six home runs against left-handed pitchers compared to .214 with seven home runs against right-handers...had a 1.019 OPS against lefties, .627 against righties...hit .305 with an .862 OPS at home, .197 with a .586 OPS on the road...batted .247 with runners in scoring position, but that improved to .361 with RISP and two outs...hit .319 with two outs, a combined .214 with no outs or one out...started 90 games in right field and did not commit an error in 170 total chances...the total chances were sixth most in the American League and the majors among outfielders with no errors and fifth most in Athletics history...also made two starts at designated hitter and was 0-for-1 as a pinch hitter...started games in every spot in the order from third through seventh, including 26 starts batting fifth and sixth and 24 in the three spot...hit .302 with six home runs and 18 RBI batting sixth...made his fourth consecutive Opening Day start in right field on March 20 against Seattle in Tokyo and hit his first home run of the season...went 4-for-4 with a double, home run, walk and five RBI on April 4 against Boston...matched his career high in hits (fourth time) and RBI (fifth time)...added his fifth career four-hit game April 23 against Texas...played in the 500th game of his career on April 24 against Texas...reached base safely in a career-high 25 consecutive games from April 28 to May 29...hit .280 with a .357 on-base percentage during the streak...had his first career game-ending RBI May 8 against Cincinnati, a walk-off home run in the bottom of the 13th...hit safely in a season-high eight consecutive games from May 12 to 20 (11-for-32, .344)...collected his 500th career hit May 16 at Detroit when he went 1-for-3 with three walks and three runs scored...it was the first three-walk game of his career and the three runs matched his career high...had successful surgery June 13 to remove a melanoma from his right ear...the procedure was performed by Dr. Brian Parrett at the California Pacific Medical Campus...went on the injured list June 30 with a sprained right knee...began a five-game rehab assignment with Triple-A Las Vegas July 27 and went 7-for-23 (.304) with a home run, three RBI and two walks before he was reinstated from the IL Aug. 3...hit .304 with four home runs and 10 RBI in 16 games before returning to the IL Aug. 26, retroactive to Aug. 25, with a sprained right ankle...was reinstated Sept. 26 but appeared in just one of the A's final four games...was not on the roster for the AL Wild Card game.

2018—Batted .267 with 41 doubles, 27 home runs and 88 RBI in 151 games in his first season with Oakland...had career highs in doubles, home runs, RBI, extra base hits (68), total bases (268), sacrifice flies (5) and grounded into double plays (21) and matched his high in hit by pitches (12)...his 41 doubles tied for ninth in the American League...tied for second in the AL and tied for ninth in Oakland history in grounded into double plays...tied for sixth in the AL in hit by pitches...hit .236 with 14 doubles, three home runs, 24 RBI and a .350 slugging percentage over his first 58 games through June 12...then batted .286 with 27 doubles, 24 home runs, 64 RBI and a .574 slugging percentage over his final 93 games beginning June 13...ranked second in the AL in extra base hits from June 13 through the end of the season, tied for second in home runs, fourth in slugging, fifth in OPS (.926), tied for fifth in doubles and tied for seventh in RBI...batted .279 against right-handed pitchers, .241 against left-handers...set an Oakland record for doubles in the Coliseum (29), breaking the previous mark of 25 by Jed Lowrie in 2017...ranked second in the AL in doubles in the seventh inning or later (18), fourth in slugging (.593), tied for fourth in home runs (12) and seventh in OPS (.953)...batted .311 with runners in scoring position...hit .303 with a .598 slugging percentage when leading off an inning...appeared exclusively in right field where he played in 151 games, including 148 starts...the games played tied for second most in Oakland history by a right fielder (Tony Armas, 153 in 1990) and the games started were third most...committed three errors and his .989 fielding percentage was fifth best in Oakland history by a right fielder...tied the Oakland record for doubles by a right fielder (Ben Grieve, 1998)...also went 0-for-1 with a walk and strikeout as a pinch hitter...made a team-leading 64 starts batting sixth and hit .299 with 17 doubles, 19 home runs and 52 RBI from the six spot...led Major League six hitters in home runs, RBI and extra base hits (36) and tied for the lead in doubles...the home runs tied for second most in Oakland history (Steinbach, 20 in 1996)...averaged 5.31

plate appearances per strikeout, which was the best mark of his career...was the A's Opening Day starter in right field...was hit by a pitch twice on April 24 at Texas to tie an Oakland record...was placed on the bereavement list May 11 following the passing of his mother, Gretchen...was reinstated May 15 and homered over the Green Monster on a 0-2 pitch in his first at bat following his return that night at Boston...reached base safely in 23 consecutive games from May 31 to June 26...hit .316 with a .411 on-base percentage during the streak...batted .303 in June...tied an Oakland record with three doubles on July 4 against San Diego...homered in a career-high four consecutive games from July 7-10 and hit .306 with seven home runs and 14 RBI over a 14-game stretch from July 7-24...tied for fourth in the AL with eight home runs in July, his most ever in a month...doubled off Bartolo Colon in the second inning Aug. 20 against Texas for his 100th career double...that began a 29-game stretch through Sept. 20 where he hit .343 with 11 home runs, 32 RBI and a .713 slugging percentage...had a career-high 14-game hitting streak from Aug. 29 to Sept. 13 (19-for-51, .373)...had two home runs and five RBI Sept. 2 against Seattle...it was his third career two-homer game and his third career five-RBI game...his fourth five-RBI game came on Sept. 20 against Los Angeles (AL)...hit .310 with 21 runs, five doubles, eight home runs and 25 RBI in 25 games in September...led the AL in RBI, tied for third in runs and tied for fourth in home runs...the RBI were the most by an Athletic in September since Frank Thomas had 31 in 2006...the home runs matched his most in a month (July, 2018)...went 0-for-3 with a walk in a start in right field in the Wild Card game at New York on Oct. 3.

2017—Batted .235 with nine home runs and 39 RBI in 107 games in a season interrupted by two stints on the disabled list...missed a total of 28 games due to injuries and another five for personal reasons...drew a career-high 52 walks for a .342 on-base percentage...batted .235 with eight of his nine home runs against right-handed pitchers, .234 against left-handers...hit eight of his nine home runs on the road...batted .284 with five of his nine home runs and 19 of his 39 RBI in the seventh inning or later...hit .333 with three of his nine home runs in the ninth inning...four of his nine home runs either tied the game or put the Cardinals ahead...made 92 starts, all in right field...committed two errors in 99 games overall in the outfield (.988 fielding percentage) and had five assists...went 4-for-7 (.571) with two walks, a hit by pitch, a double and two RBI as a pinch hitter...was the Cardinals Opening Day starter in right field for the second consecutive season...signed a six-year contract through the 2022 season with a club option for 2023 on April 3...matched his career high with five RBI April 12 at Washington...was placed on the 10-day disabled list May 5 with a strained right hamstring...had a three-game rehab assignment with Double-A Springfield before he was reinstated from the DL May 20...missed five games from May 26-30 for personal reasons...committed his second and final error of the season June 4 at Chicago (NL)...finished the season with a 65-game errorless streak...had his second career two-homer game June 18 at Baltimore...was placed on the 10-day disabled list July 15 with a strained right groin...was sent to Single-A Peoria on a rehab assignment July 27 and appeared in four games before he was reinstated from the DL Aug. 1...was optioned to Triple-A Memphis Aug. 7...hit .313 with four home runs, seven RBI and six walks (.421 on-base percentage) in eight games with the Redbirds before returning to St. Louis for good Aug. 20...snapped a career-high 0-for-19 streak Sept. 30 against Milwaukee with an eighth inning game-tying two-run single to complete the Cardinals largest comeback of the season...overcame a 6-0 deficit and he later scored the winning run in a 7-6 St. Louis win.

2016—Began the season on the Cardinals Opening Day roster and played in a team-high 153 games, making 136 starts in right field and nine starts in center field...was selected as the Cardinals nominee for the Hank Aaron Award which is given annually to the top hitter in each league...chosen as the Cardinals representative for the MLBPA "Heart and Hustle" Award...led the Cardinals with 153 games, 582 at bats, 86 runs scored, 85 RBI, 10 game-winning RBI, 266 total bases and 12 hit by pitch...tied for the team lead with seven stolen bases...ranked second in the National League with a .363 batting average with runners in scoring position...hit two grand slams (May 27 at Washington and July 3 vs. Milwaukee)...matched his career-high with four hits twice (April 27 at Arizona and May 8 against Pittsburgh)...batted .346 during the month of May, ranking 10th in the National League in average and sixth in hits (36)...smashed a go-ahead three-run home run in the eighth inning at Chicago (NL) on Aug. 14 on Sunday Night Baseball to give the Cardinals a 4-3 lead and an eventual 6-4 win...hit 13 of his 22 home runs at Busch Stadium, which

tied with Brandon Moss for the most in 2016...also led with 49 RBI, 86 hits and 41 runs scored at Busch Stadium...had 37 two-out RBI, which led the team and ranked sixth in the NL.

2015—The rookie outfielder was selected by St. Louis on July 21 from Triple-A Memphis and started that night in left field at Chicago (AL), collecting his first Major League hit...finished out the season playing in 63 of the team's final 70 games after his promotion...was named the organization's Minor League Player of the Year...was a co-Rookie of the Year selection by the St. Louis BBWAA along with teammate Randal Grichuk...hit .393 with runners in scoring position...was knocked unconscious in a collision with outfielder Peter Bourjos in left-center field on Sept. 28 at Pittsburgh; was carted off the field and remained overnight in the hospital for observation...suffered a head contusion/concussion and missed three games (five days)...his sacrifice fly on July 25 against Atlanta was his first ML RBI and the game-winning RBI in a 1-0 win...hit his first ML home run Aug. 16 against Miami off Chris Narveson...had his first career two-homer game and drove in a career-high five runs Aug. 23 at San Diego...had a career-high four hits Aug. 29 at San Francisco...started and hit safely in all four Division Series games against the Cubs, playing at first base, right field and left field...played every inning of the four games and batted .375 with three home runs and six RBI...at Memphis batted .272 with 11 home runs and 41 RBI in 87 games...named the seventh-best prospect in the Pacific Coast League by *Baseball America*.

2014—Spent the entire season at Triple-A Memphis playing in a team-high 136 games, which tied for second in the Pacific Coast League...selected to play in the Triple-A All-Star Game in Durham, N.C.; entered in left field in the sixth inning and was 1-2 with a single...led all Cardinals minor leaguers with 32 doubles, which tied for sixth in the PCL...ranked among Cardinals minor league leaders in runs (70, 5th), hits (144, 3rd) and RBI (69, 4th)...went 3-for-5 with two home runs and five RBI May 10 against Round Rock...batted .333 with runners in scoring position and was 9-for-11 (.818) with 16 RBI with the bases loaded...was named the number 3 prospect in the Cardinals organization by *Baseball America*...rated as the "Best Hitter for Average" and "Best Outfield Arm" in the Cardinals organization in the magazine's "Best Tools" survey.

2013—Played in 112 games between Single-A Palm Beach and Double-A Springfield compiling a .295 batting average with 15 home runs and 59 RBI...named to the Florida State League All-Star South Squad...was the starting right fielder and played the entire game in the All-Star Game, going 1-for-5 with a solo home run...played for Salt River in the Arizona Fall League and made the AFL All-Prospects team batting .371 with one home run and 18 RBI...was named Arizona Fall League Player of the Week for the week of Oct. 15-22, batting .364 (8-for-22) with three RBI and six runs...tied for league lead with three triples and ranked among the league leaders in batting (.371, 4th), hits (33, t-2nd) and runs (20, 3rd)...named as the number 4 prospect in the Cardinals organization by *Baseball America*.

2012—Played in 55 games at Quad Cities in his first professional season, starting 36 at third base...batted .328 with runners in scoring position...tied for the team-high hitting streak by hitting safely in 16-straight games (Aug. 11-27)...rated as the 10th-best prospect in the Cardinals organization by *Baseball America* and named the "Best Outfield Arm" in the "Best Tools" survey.

PERSONAL/MISCELLANEOUS

Stephen Edward Piscotty...is married, Carrie, and has one child, Aiden...graduated from Amador Valley (Pleasanton, Calif.) High School in 2009 and was drafted out of high school by the Los Angeles Dodgers in the 45th round, but did not sign...played college baseball at Stanford University and was drafted by the Cardinals after his junior season...was a supplemental pick following the first round as compensation for the loss of free agent Albert Pujols...completed his degree at Stanford during the 2014 off-season in Atmosphere and Energy Engineering...was First Team All-Pac 10 in 2011 and 2012, honorable mention All-Pac 10 in 2010...started all 172 games in his college career...in 2012 was named a third team All-American by *Baseball America* as utility player serving as infielder/outfielder/pitcher...was named the 2018 recipient of the Tony Conigliaro Award, which honors a "Major Leaguer who has overcome adversity through the attributes of spirit, determination, and courage that were trademarks of Tony C."...played in the Alaska Summer League in 2010 and won the Cape Cod League batting title in 2011 with a .349 batting average...was an Olerud Award Finalist in 2012; the John Olerud Two-Way Player of the

Year Award is presented annually by the College Baseball Foundation to honor the nation's top combo pitcher-position player.

LIFETIME PLAYING RECORD

Year	Club	AVG	G	AB	R	H	2B	3B	HR	RBI	SH	SF	HP	BB	SO	SB	CS	OBP	SLG	E
2012	Quad Cities	.295	55	210	29	62	18	1	4	27	0	0	9	18	25	3	0	.376	.448	22
2013	Palm Beach	.292	63	243	30	71	14	2	9	35	0	0	3	18	27	4	5	.348	.477	1
	Springfield	.299	49	184	17	55	9	0	6	24	1	2	1	19	19	7	3	.364	.446	1
2014	Memphis	.288	136	500	70	144	32	0	9	69	1	2	10	43	61	11	5	.355	.406	3
2015	Memphis	.272	87	320	54	87	28	2	11	41	0	3	3	46	62	5	6	.366	.475	5
	ST. LOUIS	.305	63	233	29	71	15	4	7	39	0	2	1	20	56	2	1	.359	.494	2
2016	ST. LOUIS	.273	153	582	86	159	35	3	22	85	1	2	12	51	133	7	5	.343	.457	4
2017	ST. LOUIS	.235	107	341	40	80	16	1	9	39	0	3	5	52	87	3	6	.342	.367	2
	Springfield	.143	3	7	0	1	0	0	0	1	0	0	0	1	1	0	0	.250	.143	0
	Peoria	.200	4	15	0	3	2	0	0	3	0	0	0	3	1	0	0	.200	.333	1
	Memphis	.313	8	32	7	10	3	0	4	7	0	0	0	6	7	0	0	.421	.781	0
2018	OAKLAND	.267	151	546	78	146	41	0	27	88	0	5	12	42	114	2	0	.331	.491	3
2019	OAKLAND	.249	93	357	46	89	17	1	13	44	1	3	3	29	84	2	0	.309	.412	2
	Las Vegas	.304	5	23	4	7	0	0	1	3	0	0	0	2	4	0	0	.360	.435	0
2020	OAKLAND	.226	45	159	17	36	6	0	5	29	1	1	1	9	53	4	0	.271	.358	0
2021	OAKLAND	.220	72	173	14	38	8	0	5	16	0	0	2	13	48	1	0	.282	.353	0
	Stockton	.000	1	4	0	0	0	0	0	0	0	0	0	2	0	0	0	.000	.000	0
Major League Totals		.259	684	2391	310	619	138	9	88	340	3	16	36	216	575	21	12	.328	.435	11

CAREER TRANSACTIONS

2009 — Selected by the Los Angeles Dodgers organization in the 45th round of the First-Year Player Draft; did not sign. **2012** — Selected by the St. Louis Cardinals organization as a supplemental pick following the first round (36th selection overall) of the First-Year Player Draft. **2017** — On the disabled list, May 5 to 19; included rehabilitation assignment to Springfield, May 16 to 19. On the disabled list, July 15 to 31; included rehabilitation assignment to Peoria, July 27 to 31. Traded to the Oakland Athletics for infielder Yairo Muñoz and minor league infielder Max Schrock, December 14. **2018** — On the bereavement list, May 11 to 14. **2019** — On the injured list, June 30 to August 2; included rehabilitation assignment to Las Vegas, July 27 to August 2. On the injured list, August 25 to September 25. **2021** — On the paternity list, April 16 to 19. On the injured list, June 17 to July 3; included rehabilitation assignment to Stockton, July 3. On the injured list, August 21 to October 1.

WILD CARD RECORD

Year	Club/Opp.	AVG.	G	AB	R	H	2B	3B	HR	RBI	SH	SF	HP	BB	SO	SB	CS	OBP	SLG	E
2018	OAK vs. NYY	.000	1	3	0	0	0	0	0	0	0	0	0	1	2	0	0	.250	.000	0
2020	OAK vs. CWS	.000	1	3	0	0	0	0	0	0	0	0	0	1	0	0	0	.000	.000	0
Totals		.000	2	6	0	0	0	0	0	0	0	0	0	1	3	0	0	.143	.000	0

DIVISION SERIES RECORD

Year	Club/Opp	AVG	G	AB	R	H	2B	3B	HR	RBI	SH	SF	HP	BB	SO	SB	CS	OBP	SLG	E
2015	STL vs. CHI	.375	4	16	5	6	1	0	3	6	0	0	0	2	8	0	0	.444	1.000	0
2020	OAK vs. HOU	.250	2	4	0	1	0	0	0	0	0	0	0	0	0	0	0	.250	.250	0
Totals		.350	6	20	5	7	1	0	3	6	0	0	0	2	8	0	0	.409	.850	0

PISCOTTY'S CAREER BESTS

Hits: 4 (five times), last: April 23, 2019 vs. Texas
Home Runs: 2 (three times); September 2, 2018 vs. Seattle; June 18, 2017 at Baltimore; August 23, 2015 at San Diego
Runs Batted In: 5 (six times), last: August 16, 2020 vs. San Francisco
Stolen Bases: 1 (21 times), last: April 20, 2021 vs. Minnesota (G#1)
Hitting Streak: 14, August 29 to September 13, 2018
Hitless Streak (At Bats): 19, September 23 to 30, 2017
Game Ending RBI: 2, August 4, 2020 vs. Texas (grand slam); May 8, 2019 vs. Cincinnati (home run)
Grand Slams: 4, August 14, 2020 at San Francisco (Trevor Gott); August 4, 2020 vs. Texas (Jesse Chavez); July 3, 2016 vs. Milwaukee (Blaine Boyer); May 27, 2016 at Washington (Max Scherzer)
Pinch-Hit Home Runs: None.
Inside-The-Park Home Runs: None.
Lead Off Home Runs: None.

**RIGHT-HANDED PITCHER****Height/Weight:** 5-10 / 179**Bats/Throws:** Right / Right**Birthdate:** August 31, 1989**Opening Day Age:** 32**Birthplace/Resides:** Plano, Texas / The Woodlands, Texas**Major League Service:** 3 years, 98 days**Obtained:** Signed to a minor league contract, March 14, 2022**Contract Status:** First year of a one-year contract through 2022 [Updated Stats](#)**NON-ROSTER INVITEE****CAREER HIGHLIGHTS**

Has spent parts of four seasons in the majors with Tampa Bay (2017-19), Houston (2021) and Miami (2021) and is 12-9 with five saves and a 4.83 ERA in 73 games, including 10 starts...was originally drafted by the Rays in the ninth round in 2013 and is 35-34 with a 3.48 ERA in 150 games, including 104 starts, in eight seasons in the minors...has walked just 127 batters in 652.0 innings (1.75 per nine innings)...was named the Most Valuable Player at Triple-A Durham in 2016 and was also an International League Midseason All-Star that year.

2021 HIGHLIGHTS

- Pitched for five different teams in two organizations after spending the first two and one-half months of the season on the injured list...combined to go 0-1 with a 3.68 ERA in six relief appearances with Houston and Miami...was also 2-2 with a 5.03 ERA in 15 games, including four starts, with Single-A Fayetteville and Triple-A Sugar Land and Jacksonville.
- Did not walk a batter in 7.1 innings in his six big league appearances.
- Allowed a .250 opponent batting average, which broke down to .167 (3-for-18) against right-handed hitters compared to .400 (4-for-10) against left-handers.
- Yielded a .286 average and both of his home runs with the bases empty, .143 with runners on.
- Stranded his only inherited runner and first batters faced were 1-for-6 (.167).
- Had a .269 opponents batting average at his minor league stops, including .242 (8-for-33) against left-handed hitters and .289 (13-for-45) with both of his home runs against right-handers.
- Opponents hit .306 with the bases empty, .207 with runners on...allowed a .211 batting average with runners in scoring position.
- Stranded his only inherited runner and first batters faced were 6-for-11 (.545).
- **DAY-BY-DAY:** Began the season on the Houston 10-day injured list with a right elbow inflammation...was sent to Single-A Fayetteville on a rehab assignment on June 15 and had two losses in two starts (2.1 ip, 5 h, 4 r, 3 er, 1 bb, 1 so) before he was sent to Triple-A Sugar Land on June 27...went 1-0 with a 3.68 ERA in five games, including two starts, with the Space Cowboys before he was reinstated from the IL on July 16...did not allow a run in his final four rehab appearances (7.0 ip, 5 h, 5 so)...had a loss in two relief appearances with the Astros (2.2 ip, 3 h, 2 r, 2 er, 1 so, 2 hr) before he was designated for assignment July 28...was traded that day to Miami with minor league outfielder Bryan De La Cruz for pitcher Yimi Garcia and posted a 1.93 ERA in four relief appearances over two stints with the Marlins...made his first appearance with Miami on July 30 against New York (AL) and tossed a scoreless inning of relief...was designated for assignment on Aug. 5 and outrighted to Triple-A Jacksonville on Aug. 7...made three relief appearances (3.2 ip, 2 h, 2 r, 1 er, 4 so) before he returned to Miami on Aug. 20...pitched in three more games for the Marlins (3.2 ip, 3 h, 1 r, 1 er, 4 so) and was designated for assignment again on Sept. 2...was outrighted to Jacksonville Sept. 5 and had a win and a 5.68 ERA in five relief appearances at Triple-A to finish the season.

CAREER

2020—Pitched three times for the Astros in Spring Training, posting a 2.00 ERA prior to the COVID-19 shut down...returned to the club in Summer Camp but was unable to throw due to right

elbow soreness...began the season rehabbing at the Astros alternate training site before being shut down...underwent surgery in September to repair a hairline fracture in his right elbow.

2019—Appeared in 14 games with the Rays, including two starts...recorded a 4.40 ERA with 39 strikeouts and a 1.26 WHIP...posted a 0.87 ERA in his two starts, which came in consecutive appearances in August and September.

2018—Made 23 appearances over five stints with the Rays, which included a spot on the Opening Day roster...made three outings, including two starts, in the International League postseason, helping Triple A Durham win the Governors' Cup title...while with the Rays, pitched mainly as a long reliever...made 11 relief appearances of at least 3.0 innings...had six relief outings of at least 4.0 innings and five relief games of at least 5.0 innings...recorded four saves, including three saves of 3.0 innings or more.

2017—Made 30 appearances, including eight starts, over three stints with the Rays and made his first Opening Day roster...went 2-3 with a 4.19 ERA and .245 opponent average in his eight starts, compared to a 5-2 record with a 6.53 ERA and .350 opponent average in 22 relief outings...his seven wins ranked fifth among American League rookies...his five wins in relief marked the third-highest total among rookies in Rays history...became the fourth pitcher in club history to make his MLB debut on Opening Day, joining Ruddy Lugo (2006), Jason Childers (2006) and Seth McClung (2003).

2016—Named the Most Valuable Player for Triple-A Durham by the Rays Baseball Operations department...spent the entire season with the Bulls, recording a minor league career-best 28 starts, 162.2 innings and 149 strikeouts...his 149 strikeouts ranked second in the International League...also ranked among International League leaders in starts (tied for first), innings (4th), and WHIP (4th)...named an International League Midseason All-Star.

2015—Made 26 starts with Double-A Montgomery and led the Southern League with 160 innings pitched...ranked fifth with a 3.09 ERA...lost his only postseason start (6.0 ip, 7 h, 4 r, 3 er, 1 bb, 6 so).

2014—His 147 innings pitched with Single-A Charlotte ranked fifth in the Florida State League.

2013—Began his professional career with Short-A Hudson Valley before he was promoted to Single-A Bowling Green on July 12...posted a 1.53 ERA between the two levels.

PERSONAL/MISCELLANEOUS

Austin Daniel Pruitt was originally signed by Rays scout Pat Murphy...graduated from College Park HS in The Woodlands, Texas...had his No. 1 jersey retired by College Park in 2017...started his collegiate career at Navarro JC in Texas...was a member of the 2011 National JUCO World Series championship team and led the nation with a 0.81 ERA...transferred to the University of Houston, where he earned Conference USA Second Team honors in 2013

LIFETIME PITCHING RECORD

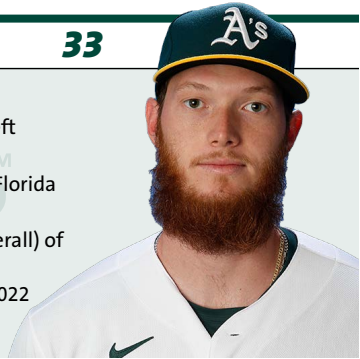
Year	Club	W	L	ERA	G	GS	CG	SHO	SV	IP	H	R	ER	HR	HB	BB	IBB	SO	WP	BK
2013	Hudson Valley	0	1	1.14	5	5	0	0	0	23.2	19	6	3	0	2	2	0	15	0	0
	Bowling Green	0	2	1.71	9	2	0	0	1	26.1	17	6	5	3	0	3	0	24	2	0
2014	Charlotte	9	7	3.73	26	25	0	0	0	147.0	144	70	61	12	1	31	0	106	9	1
2015	Montgomery	10	7	3.09	26	26	2	1	0	160.0	160	60	55	3	5	38	0	122	7	0
2016	Durham	8	11	3.76	28	28	2	0	0	162.2	166	73	68	21	1	27	0	149	6	0
	Durham	0	1	2.55	9	4	0	0	1	24.2	17	9	7	2	1	2	0	33	0	0
2017	TAMPA BAY	7	5	5.31	30	8	0	0	1	83.0	103	55	49	11	5	22	2	66	4	0
	Durham	3	0	2.95	14	4	0	0	1	39.2	26	14	13	2	0	7	1	49	5	0
2018	TAMPA BAY	2	3	4.65	23	0	0	0	4	69.2	72	40	36	7	1	16	0	42	1	0
	Durham	3	3	5.40	18	6	0	0	0	48.1	61	31	29	9	1	12	0	51	1	0
2019	TAMPA BAY	3	0	4.40	14	2	0	0	0	47.0	47	23	23	7	0	12	2	39	1	0
	HOUSTON	(Injured — Did not pitch)																		
2020	Fayetteville	0	2	11.57	2	2	0	0	0	2.1	5	4	3	0	0	1	0	1	0	0
	Sugar Land	1	0	3.68	5	2	0	0	0	7.1	7	3	3	1	0	1	0	6	0	0
	HOUSTON	0	1	6.75	2	0	0	0	0	2.2	3	2	2	2	1	0	0	1	0	0
	MIAMI	0	0	1.93	4	0	0	0	0	4.2	4	1	1	0	0	0	0	4	0	0
2021	Jacksonville	1	0	4.50	8	0	0	0	0	10.0	9	9	5	1	0	3	0	11	0	0
	Major League Totals	12	9	4.83	73	10	0	0	5	207.0	229	121	111	27	7	50	4	152	6	0
Minor League Totals		35	34	3.48	150	104	4	1	3	652.0	631	285	252	54	11	127	1	567	30	1

CAREER TRANSACTIONS

2013 — Selected by the Tampa Bay Rays organization in the ninth round of the First-Year Player Draft. **2020** — Traded to the Houston Astros for minor league pitcher Peyton Battenfield and minor league outfielder Cal Stevenson, January 9. On the injured list, July 20 to October 30. **2021** — On the injured list, March 29 to July 15; included rehabilitation assignments to Fayetteville, June 15 to 26, and Sugar Land, June 27 to July 13. Traded to the Miami Marlins with minor league outfielder Bryan De La Cruz for pitcher Yimi Garcia, July 28. Elected free agency, October 4. **2022** — Signed by the Oakland Athletics to a minor league contract, March 14.

PRUITT'S CAREER BESTS

Low Hit Complete Game: None
Innings Pitched: 7.0 (twice), last: June 7, 2018 vs. Seattle
Strikeouts: 7 (twice), last: July 3, 2019 vs. Baltimore
Pitches: 107, August 18, 2017 vs. Seattle
Longest Winning Streak: 4, June 12, 2018 to September 23, 2019
Longest Losing Streak: 3, April 3 to June 7, 2018
Longest Scoreless Streak: 9.2, last: August 23 to September 2, 2017

LEFT-HANDED PITCHER**Height/Weight:** 6-7 / 248**Bats/Throws:** Left / Left**Birthdate:** April 25, 1995**Opening Day Age:** 26**Birthplace/Resides:** Minneapolis, Minnesota / Tampa, Florida**Major League Service:** 1 year, 124 days**Obtained:** Selected in the 1st round (sixth selection overall) of the 2016 First-Year Player Draft**Contract Status:** First year of a one-year contract through 2022[!\[\]\(6a9b39b98eb945faa14c645ec99e4eaa_img.jpg\) Updated Stats](#)**CAREER HIGHLIGHTS**

Was the A's first-round selection and the sixth pick overall in the 2016 First-Year Player Draft out of the University of Florida but has missed two seasons due to "Tommy John" surgery in 2018 and shoulder surgery in 2020...made his Major League debut in 2019 and is 2-3 with a 4.74 ERA in 22 relief appearances in two seasons with Oakland (2019, 21)...is 12-20 with a 4.43 ERA in 84 games, including 42 starts, in four minor league seasons...combined for 34 starts and three relief appearances in 2016 and 17 but has just eight starts and 39 relief appearances since then... has 320 strikeouts in 231.2 innings (12.43 per nine innings)...ranked third in Minor League Baseball in strikeouts in 2017 (184) and was named the A's Organization Pitcher of the Year...pitched for Team USA in the 2017 All-Star Futures Game...was rated as the A's number two prospect by *Baseball America* following the 2016, 2018, 2019 and 2020 seasons, number one after 2017 and number six after 2021.

2021 HIGHLIGHTS

- Spent most of the season at Triple-A Las Vegas where he was 2-5 with a save and a 6.10 ERA in 29 games, including four starts...also had two stints with Oakland and was 0-3 with a 6.08 ERA, .310 opponents batting average and .764 OPS in 12 relief appearances in his second season with the A's...went 2-0 with a 3.18 ERA, .238 opponents average and .652 OPS in 10 relief appearances in 2019.
- Struck out 16 batters in 13.1 innings overall but also walked six for a .385 opponents on-base percentage.
- His opponents batting average broke down to .267 (4-for-15) with a .686 OPS against left-handed hitters compared to .326 (14-for-43) with a .791 OPS against right-handers.
- Allowed a .241 average with the bases empty, .379 with runners on...yielded a .417 batting average with runners in scoring position.
- Stranded both of his inherited runners but had two blown saves...first batters faced were 3-for-12 (.250).
- Had an 8.59 ERA and .892 opponents OPS in five games in Oakland, a 3.00 ERA and .583 opponents OPS in seven games on the road.
- Allowed seven runs in six outings on one day of rest or fewer (12.60 ERA), two runs in his other appearances (3.60 ERA).
- With Las Vegas, he had an 11.50 ERA, 1.185 opponents OPS and nine home runs in 18.0 innings over his first 13 games through June 22...then compiled a 1.64 ERA, .658 OPS and one home run in 22.0 innings over his next 13 outings from June 26 to Aug. 6...went 0-2 with a 6.23 ERA and .895 OPS in three starts following his Sept. 8 option from Oakland.
- His 12 home runs were his most as a minor leaguer and his one save was the first of his professional career.
- Struck out 58 in 48.2 innings (10.73 per nine innings) and walked 19 (3.51 per nine innings).
- Had a .303 opponents batting average, which broke down to .212 (18-for-85) with a .646 OPS against left-handed hitters compared to .371 (43-for-116) with a 1.098 OPS against right-handers...surrendered nine of his 12 home runs to righties...eight were solo shots.
- Allowed 6-of-10 (60.0%) inherited runners to score and first batters faced were 10-for-22 (.455) with two walks.

- Had a 7.80 ERA, .341 opponents batting average and .986 OPS in 18 games at home...logged a 3.38 ERA, .232 opponents average and .749 OPS in 11 games on the road.
- The opponents number four hitter was 3-for-21 (.143) against him but the five hitter was 11-for-21 (.524).
- Tossed at least one inning in 27 of his 29 appearances, including two or more 13 times.
- Was rated as the A's sixth-best prospect by *Baseball America* following the season.
- **DAY-BY-DAY:** Was one of the A's final two cuts of spring as he was sent to alternate site April 1...was recalled on April 5 and pitched a career-high 3.1 scoreless innings of relief that day against Los Angeles (NL)...also had career highs in walks (3), strikeouts (4) and pitches (65)...it was his first appearance since Sept. 27, 2019 as he missed the 2020 season with a shoulder injury...it would be his only outing before he was placed on the 10-day injured list April 8 retroactive to April 6 with a strained left biceps...was sent to Las Vegas on a rehab assignment May 11 and compiled a 14.40 ERA and .440 opponents batting average in five appearances before he was reinstated from the IL and optioned to Las Vegas on May 28...did not allow a run in his next two outings (1.2 ip) but then yielded at least two runs in each of his next six games from June 5-22 (11.91 ERA, .347 opponents batting average)...finished June with a 9.42 ERA and .311 opponents batting average in nine appearances...then logged a 1.29 ERA in eight games in July while opponents hit .305...allowed 5-of-6 inherited runners to score in July...yielded a career-high tying five runs in 1.1 innings on July 3 against Sacramento but all were unearned...made his first start of the season Aug. 1 against Tacoma and struck out a minor league season high five batters in 3.0 innings...recorded the first save of his career on Aug. 5 against Salt Lake (1.0 ip, 1 h, 1 r, 1 er)...was recalled by the A's on Aug. 10 and did not allow a run over his first four games (4.0 ip, 1 h, 1 bb, 2 so)...that extended his scoreless streak to a career-high 8.1 innings dating back to Sept. 27, 2019...then allowed nine runs in his next seven games, going 0-3 with two blown saves, a 13.50 ERA and .471 opponents average...was charged with the first loss of his career on Aug. 22 against San Francisco (1.0 ip, 1 h, 2 r, 2 er, 1 bb, 1 so)...equaled his career best with four strikeouts on Aug. 24 against Seattle...allowed a career-high three runs on a career-high five hits Sept. 7 against Chicago (AL)...had an 8.10 ERA and .362 opponents batting average in 11 relief appearances during his second stint with Oakland when he was optioned to Las Vegas Sept. 8...pitched three more times for the Aviators, all starts, and was 0-0 with a 6.23 ERA and .281 opponents batting average...tossed a minor league season-high 4.0 innings on Sept. 25 against Oklahoma City.

CAREER

2020—Made two starts during the spring and did not allow a run before he was shut down with a shoulder injury...tossed 3.0 innings and allowed two hits and a walk while striking out two... resumed throwing shortly before camp was halted and was pitching again when camp resumed in July...however, began the season on the injured list as he was placed on the 10-day IL July 20 with a strained left shoulder...resumed throwing at the A's alternate camp in August but was shut down again in early September...was transferred to the 45-day IL on Sept. 14 and underwent surgery on the left shoulder on Sept. 16 at the Kerlan-Job Clinic in Los Angeles...the surgery was performed by Dr. Neal ElAttrache, who also did his "Tommy John" surgery in 2018...was rated as the A's number two prospect by *Baseball America* following the season.

2019—Began the season on the minor league injured list as he continued his recovery from April 10, 2018 ulnar collateral ligament surgery...started his come back at Single-A Stockton on June 11 and made three appearances with the Ports, six at Double-A Midland and nine in his Triple-A debut at Las Vegas before he was selected by Oakland on Aug. 20...went 2-0 with a 3.18 ERA in 10 relief appearances in his Major League debut...struck out 13 batters in 11.1 innings (10.32 per nine innings)...walked five for a .319 on-base percentage but yielded just one double and one home run for a .333 slugging percentage...allowed a .238 opponents batting average, which broke down to .172 against right-handed hitters compared to .385 against left-handers...sur-rendered his only home run and issued four of his five walks to righties...did not allow a run in four games (5.0 ip) on the road...had a 5.68 ERA in six games in Oakland...allowed 1-of-3 (33.3%) inherited runners to score...first batters faced were 2-for-8 (.250) with two walks...tossed two innings or fewer in each of his 10 appearances...made his ML debut on Aug. 21 against New York (0.1 ip, 1 h, 1 bb, 0 so)...did not record his first strikeout until his third outing on Aug. 26 at Kansas City...fanned Nicky Lopez to lead off the bottom of the seventh...was credited with his

first ML win Sept. 5 against Los Angeles (AL)...entered the game to start the sixth inning with the A's trailing 5-1 and allowed a run on one hit in 2.0 innings...Oakland then scored seven times in the seventh to win 10-6...it was his first of four outings of 2.0 innings...did not allow a run in four straight appearances from Sept. 7 to 17 (5.0 ip)...was on the A's roster for the American League World Card Game but did not pitch...was rated as the A's number two prospect by *Baseball America* following the season...combined for a 4-1 record, a 4.97 ERA and .226 opponents batting average in 18 games, including four starts, with Stockton, Midland and Las Vegas...struck out 38 batters in 25.1 innings, an average of 13.50 per nine innings...walked 10 (3.55 per nine innings) and surrendered seven home runs (2.49 per nine innings)...tossed two innings or fewer in all 18 of his appearances and allowed one run or more 11 times...his opponents batting average broke down to .222 with three home runs against left-handed hitters compared to .227 with four home runs against right-handers...allowed a .276 batting average and all seven of his home runs with the base empty, .143 with runners on...made his first start for Stockton on June 11 against San Jose (2.0 ip, 1 h, 1 r, 1 er, 1 bb, 4 so)...it was his first of seven outings of 2.0 innings and his first of four four-strikeout game...had a season-high 47 pitches against San Jose on June 21...was 0-0 with a 6.00 ERA in three starts for Stockton when he was moved up to Midland on June 28...tossed at least one inning in each of his six outings with the RockHounds, including his lone start on July 16 at Arkansas when he tossed 2.0 scoreless innings and struck out a season-high four...logged a 4.32 ERA in six games with Midland and was moved up to Las Vegas on July 23...went 4-1 with a 4.91 ERA in nine relief appearances with the Aviators...did not allow a run in each of his first two outings on July 23 against El Paso (2.0 ip) and July 26 at El Paso (1.0 ip) and was credited with the win in each outing...made his final minor league appearance on Aug. 17 with a scoreless inning of relief against Albuquerque (2 so).

2018—Missed the entire 2018 season after undergoing “Tommy John” surgery...was a non-roster invitee to Major League Spring Training and went 1-1 with a 3.38 ERA in four games, including three starts, before he was reassigned to minor league camp March 18...had surgery to repair the ulnar collateral ligament in his left arm April 10...the surgery was performed by Dr. Neal ElAttrache in Los Angeles, Calif...was rated as the A's number 2 prospect by *Baseball America* following the season.

2017—Split his first full professional season between Single-A Stockton and Double-A Midland...combined for a 6-10 record and a 4.03 ERA in 27 games, including 24 starts...struck out 184 batters in 125.0 innings, an average of 13.24 per nine innings...ranked third in all of the minors in strikeouts behind Alec Hansen (191) and Triston McKenzie (186)...the strikeouts led the A's farm system and tied for the sixth-best total by a minor leaguer in Oakland history...was named the A's Organization Pitcher of the Year...walked 48 for a strikeout-to-walk ratio of 3.83...surrendered just three home runs, an average of 0.22 per nine innings...was named to the California League Midseason All-Star team but did not pitch in the June 20 game following a June 15 promotion to Midland...represented the United States in the All-Star Futures Game...allowed a .227 opponents batting average, which included .227 against right-handed hitters compared to .228 against left-handers...made all three of his relief appearances over his first six games with Stockton...tossed more than five innings in just 10 of his 24 starts...began the season at Stockton and went 4-5 with a 3.69 ERA and .196 opponents batting average in 14 games, including 11 starts with the Ports...surrendered just one home run in 61.1 innings...struck out 98 (14.38 per nine innings)...picked up his first win in a start on May 6 against San Jose to begin a six-start stretch through June 3 when he went 4-1 with a 2.32 ERA...was named California League Pitcher of the Week for the week of May 22-28...won each of his two starts that week on May 22 against Lake Elsinore and May 27 at Rancho Cucamonga...allowed just one run (0.87 ERA) and one hit (.029 opponents batting average) while striking out 15 in 10.2 innings...struck out 12 batters in 6.2 innings June 3 against Lancaster, his first of four 10-strikeout games...fanned 11 in 6.2 innings in his final Single-A start June 14 against Visalia...was leading the league in strikeouts (98) and ranked second in opponents batting average (.196) when he was promoted to Midland June 15...went 2-5 with a 4.36 ERA in 13 starts with the RockHounds...struck out 86 batters, which was the second-best figure in the Texas League from the time he joined the club (June 15) through the end of the season...tossed a season-high 7.0 innings in his first Double-A start on June 19 at Frisco but was the losing pitcher in Midland's 3-1 loss...pitched for Team USA in the All-Star Futures Game July 9 at Miami and recorded the final two outs of a 7-6 win (0.2 ip, 2 h, 2 r, 1 er, 1 bb)...allowed one run

in 5.0 innings in the second game of a July 23 doubleheader against Corpus Christi for his first Double-A win...struck out a season-high 13 batters and walked just one in 6.2 innings against San Antonio Aug. 3...matched his season-high with 13 strikeouts and did not walk a batter in 6.0 innings in his final regular season start on Aug. 31 against San Antonio...struck out 53 batters in 35.2 innings in six starts in August and led all of the minor leagues in strikeouts in August...made one postseason start for the TL Champion RockHounds and had a no decision in Midland's 9-2 win over San Antonio in Game 1 of the Semifinals (4.0 ip, 2 h, 4 so)...was named the A's number one prospect by *Baseball America* following the season.

2016—Was the A's first round selection in the 2016 draft and was assigned to Vermont of the Short Season Single-A New York-Penn League after signing on June 30...went 0-4 with a 3.03 ERA in 10 starts with the Lake Monsters...did not allow an earned run in five of his six no decisions (0.98 ERA)...struck out 40 batters in 32.2 innings (11.02 strikeouts per nine innings) and did not allow a home run...held the opposition to a .185 batting average, including .157 against right-handed hitters...made his professional debut July 12 at Auburn and tossed 2.0 scoreless innings... did not record his first strikeout until his third start on July 22 against Hudson Valley...struck out 15 of the 30 batters he faced over a two-start stretch from Aug. 8 to 14 (7.2 ip)...was rated as the A's number two prospect by *Baseball America* following the season.

PERSONAL/MISCELLANEOUS

Andrew Jacob Puk was originally signed by A's scout Trevor Schaffer...graduated from Washington High School in Cedar Rapids, Iowa...attended the University of Florida where he compiled a 16-9 record, a 3.39 ERA and .203 opponents batting average in 54 games (37 starts) over three seasons...struck out 251 batters in 194.0 innings...was a three-time SEC Academic Honor Roll selection...played for the USA Baseball Collegiate National Team in 2015.

LIFETIME PITCHING RECORD

Year	Club	W	L	ERA	G	GS	CG	SHO	SV	IP	H	R	ER	HR	HB	BB	IBB	SO	WP	BK
2016	Vermont	0	4	3.03	10	10	0	0	0	32.2	23	18	11	0	0	12	0	40	3	0
2017	Stockton	4	5	3.69	14	11	0	0	0	61.0	44	28	25	1	4	23	0	98	2	0
	Midland	2	5	4.36	13	13	0	0	0	64.0	64	34	31	2	3	25	0	86	7	0
2018										(Injured — did not pitch)										
2019	Stockton	0	0	6.00	3	3	0	0	0	6.0	5	5	4	2	0	4	0	9	0	0
	Midland	0	0	4.32	6	1	0	0	0	8.1	9	4	4	2	0	3	0	13	3	0
	Las Vegas	4	1	4.91	9	0	0	0	0	11.0	7	7	6	3	1	3	0	16	1	0
	OAKLAND	2	0	3.18	10	0	0	0	0	11.1	10	4	4	1	0	5	0	13	2	0
2020	OAKLAND									(Injured — did not pitch)										
2021	OAKLAND	0	3	6.08	12	0	0	0	0	13.1	18	9	9	1	1	6	0	16	2	0
	Las Vegas	2	5	6.10	29	4	0	0	1	48.2	61	40	33	12	2	19	0	58	5	0
Major League Totals		2	3	4.74	22	0	0	0	0	24.2	28	13	13	2	1	11	0	29	4	0
Minor League Totals		12	20	4.43	84	42	0	0	1	231.2	213	136	114	22	10	89	0	320	21	0

CAREER TRANSACTIONS

2013 — Selected by the Detroit Tigers organization in the 35th round of the First-Year Player Draft; did not sign. **2016** — Selected by the Oakland Athletics organization in the 1st round (sixth selection overall) of the First-Year Player Draft. **2020** — On the injured list, July 20 to October 27. **2021** — On the injured list, April 6 to May 27; included rehabilitation assignment to Las Vegas, May 11 to 27.

WILD CARD RECORD

Year	Club/Opp.	W	L	ERA	G	GS	CG	SHO	SV	IP	H	R	ER	HR	HB	BB	IBB	SO	WP	BK
2019	OAK vs. TB									(On roster — did not pitch)										

PUK'S CAREER BESTS

Low Hit Complete Game: None

Innings Pitched: 3.1, April 5, 2021 vs. Los Angeles (NL)

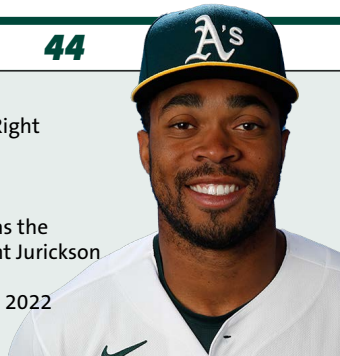
Strikeouts: 4 (twice), last: August 24, 2021 vs. Seattle

Pitches: 65, April 5, 2021 vs. Los Angeles (NL)

Longest Winning Streak: 2, September 5 to 17, 2019

Longest Losing Streak: 3, August 22, 2021 to present

Longest Scoreless Streak: 8.1, September 27, 2019 to August 16, 2021

OUTFIELDER**Height/Weight:** 6-4 / 218**Birthdate:** April 27, 1995**Birthplace/Resides:** Bronx, New York / Tampa, Florida**Major League Service:** None**Obtained:** Acquired from San Diego December 12, 2019 as the PTBNL in the December 2, 2019 trade in which the A's sent Jurickson Profar to the Padres for Austin Allen**Contract Status:** First year of a one-year contract through 2022[Updated Stats](#)**NON-ROSTER INVITEE****CAREER HIGHLIGHTS**

Was selected by San Diego in the second round of the 2016 draft and played four seasons in the Padres farm system before he was sent to the A's following the 2019 season as the player to be named later in the Jurickson Profar/Austin Allen trade...is a .249 career hitter with 34 home runs, 174 RBI and 101 stolen bases in 427 games in five seasons in the minors...has played exclusively in the outfield as a minor leaguer (280 games in center field, 96 in left field, 40 in right field) and has 43 assists...ranked fifth in the minors with 51 steals in 2018 and was named a High Class-A All-Star by *Baseball America*...also selected to the U.S. roster for the All-Star Futures Game that year and played for Peoria in the Arizona Fall League following the season.

2021 HIGHLIGHTS

- Batted .247 with a home run and 13 RBI in 43 games with Triple-A Las Vegas in a season shortened by an eight-week stint on the injured list with a sprained right thumb...also went 2-for-5 (.400) on a two-game rehab assignment with the A's affiliate in the Arizona Complex League for a .255 batting average overall.
- His 45 games played were the fewest of his career but his .367 on-base percentage was a career-high.
- Hit .280 (7-for-25) with his lone home run against left-handed pitchers compared to .247 (19-for-77) against right-handers.
- Had a .180 batting average with the bases empty, .327 with his only home run with runners on base...hit .387 with runners in scoring position...was 3-for-5 (.600) with a triple and six RBI with the bases loaded.
- Batted .161 at home for Las Vegas, .296 in all other ballparks
- Started 16 games in center field, 10 in right field and four in left field...committed three errors and had three outfield assists.
- Hit .353 as a right fielder, .208 as a center fielder and .200 as a left fielder.
- Saw his most playing time with 14 games batting eighth in the order and 13 hitting ninth...also hit first five times, third four times, seventh three times, sixth three times and fourth once.
- **DAY-BY-DAY:** Went 8-for-24 (.333) with seven runs scored and seven RBI over his first eight games from May 7-21...drove in a season-high three runs May 17 at Reno...was suspended for two games on May 18 and 19 after making contact with an umpire...had season highs in runs (3), hits (3) and doubles (2) on May 21 against Salt Lake...then went 3-for-18 (.167) over his next nine games and was batting .262 in 17 games when he was placed on the injured list June 15 with a sprained right thumb...had a two-game rehab assignment with the A's affiliate in the Arizona Complex League on Aug. 9 and 10 (2-for-5, one RBI) and was reinstated from the IL on Aug. 12...went 8-for-17 (.471) over his first six games following his return...matched his season high with three hits and connected for his only home run of the season on Aug. 15 at Tacoma...hit .132 (5-for-38) over a 16-game stretch from Aug. 19-Sept. 7...played in just four of the Aviators final 18 games after Sept. 7 and did not have an at bat.

CAREER

2020—Was a non-roster invitee with the A's and went 0-for-14 in 11 games during the spring...walked three times, stole three bases and scored six runs before he was reassigned to minor league camp on March 8...was added to Oakland's 60-man player pool on June 29 but did not play in 2020.

2019—Spent the entire season at Double-A Amarillo where he hit .228 with a career-high 14 home runs and 50 RBI in 121 games...also had a career high six hit by pitches but his batting average was a career low...ranked seventh in the Texas League and in the San Diego farm system in stolen bases (23)...the switch-hitter batted .241 against left-handed pitching compared to .225 against right-handers...hit .280 with 10 of his 14 home runs and an .853 OPS at home, .179 with a .549 OPS on the road...started 73 games in center field, 27 in left field and 12 in right field...had a league-leading 18 assists in 115 games overall in the outfield...however, committed six errors for a .977 fielding percentage...also went 2-for-4 in one game as the designated hitter and was 1-for-3 with a RBI and a walk as a pinch hitter...hit in every spot in the order except third, fourth and fifth...batted ninth 67 times...had eight home runs in 19 games hitting leadoff...was named TL Player of the Week for the first week of the season, covering April 4-14...went 11-for-45 (.244) with 10 runs, six home runs and 14 RBI in 11 games over that span...had his first two-homer game of the season and also had season highs in runs (3) and RBI (4) on April 11 against Corpus Christi...had an inside-the-park home run the next day against the Hooks...hit his sixth home run of the season April 14 against Corpus Christi, giving him four home runs in the four game series...drew a career-high tying three walks May 9 at Corpus Christi (also July 5, 2017 vs. Lake County)...was a perfect 4-for-4 with a double, home run and two RBI May 13 against Midland...had his second career two-assist game as an outfielder May 20 against Corpus Christi...his third came on Aug. 15 against Midland...grounded into his fourth and final double play of the season June 2...did not have a GDP over his final 73 games...had his second four-hit game of the season and the sixth of his career, July 10 at Midland...was a home run short of the cycle in that game...homered from both sides of the plate July 14 at Frisco...it was his second two-homer game of the season and the third of his career...matched his season high with four RBI...had a season-best six-game hitting streak from July 18-25 (7-for-23, .304)...had his best batting average in July when he hit .280 with 18 RBI in 25 games...stole a season-high two bases Aug. 29 against Tulsa...went 9-for-34 (.265) with eight runs, a double, two home runs, five RBI and four walks in 10 postseason games for Amarillo to help the Sod Poodles to the Texas League Championship.

2018—Split the season between Single-A Lake Elsinore and Double-A San Antonio, hitting a combined .271 with 28 doubles, seven triples, 13 home runs, 62 RBI and 75 runs in 122 games...converted 51 of his 61 stolen base attempts (83.6%), which were the fifth-most steals in the entire minors...named to MLB Pipeline's 2019 All-Defense Team, recording 12 outfield assists and committing just four errors (.986 fielding percentage)...earned California League Player of the Month honors for April...in 22 games, he hit .366 with six doubles, five home runs, 14 RBI, 18 runs and 13 stolen bases...collected a career high-tying four hits on back-to-back occasions (April 17-18)...named Cal League Player of the Week twice (April 22 and May 18)...hit .306 with 15 doubles, seven triples, seven home runs, 33 RBI and 20 stolen bases in 57 games for Lake Elsinore from May 1-July 7, earning Cal League Midseason All-Star honors and a promotion to San Antonio on July 9...also named a High Class-A All-Star by *Baseball America* and a MiLB Organization All-Star for San Diego...selected to the U.S. roster for the SiriusXM All-Star Futures Game at Nationals Park during the All-Star Break...went 1-for-2...started in seven of San Antonio's eight postseason games and hit .125 with a triple, two RBI and five runs scored...played in the Arizona Fall League following the season for the league champion Peoria Javelinas and was a Fall Stars Game selection, earning MVP of the contest after hitting a game-tying triple in the bottom of ninth and eventually scoring the game-winning run...hit .333 with seven extra base hits and 13 stolen bases in 17 AFL games.

2017—Spent the entire season with Single-A Fort Wayne and hit .234 with 17 doubles, eight triples, six home runs, 35 RBI, 48 runs scored and 12 stolen bases across 88 games...played in the Australian Baseball League following the season and hit .326 with eight doubles, four triples, 10 home runs, 21 RBI and 38 runs scored in 31 games for the Canberra Cavalry.

2016—Made his professional debut with Single-A Tri-City and hit .254 with nine doubles, four triples, 13 RBI, 31 runs scored and 15 stolen bases.

PERSONAL/MISCELLANEOUS

Michael Elliot Reed was originally signed by Padres scout Chris Kelly...graduated from St. George's School in Middletown, RI...played collegiately at the University of Florida and earned SEC All-Defensive Team honors in 2015 and 2016 for the University of Florida Gators.

LIFETIME PLAYING RECORD																						
Year	Club	AVG.	G	AB	R	H	2B	3B	HR	RBI	SH	SF	HP	BB	SO	SB	CS	OBP	SLG	E		
2016	Tri-City	.254	51	205	31	52	9	4	0	13	0	2	1	22	53	15	5	.326	.337	4		
2017	Fort Wayne	.234	88	316	48	74	17	8	6	35	1	3	3	23	97	12	8	.290	.396	2		
2018	Lake Elsinore	.324	79	315	54	102	21	7	12	47	1	2	1	24	84	33	7	.371	.549	2		
	San Antonio	.179	43	179	21	32	7	0	1	15	1	3	0	12	63	18	3	.227	.235	2		
2019	Amarillo	.228	121	381	49	87	15	2	14	50	4	7	6	42	126	23	8	.310	.388	6		
2020																						
(Minor League Season Canceled — Did Not Play)																						
2021	Las Vegas	.247	43	97	20	24	5	1	1	13	1	0	1	15	41	3	2	.354	.351	3		
	ACL A's	.400	2	5	1	2	1	0	0	1	0	0	0	2	2	0	0	.571	.600	1		
Minor League Totals		.249	427	1498	224	373	75	22	34	174	8	17	12	140	466	104	33	.315	.397	20		

CAREER TRANSACTIONS

2013 — Selected by the Texas Rangers in the 35th round of the First-Year Player Draft; did not sign. **2016** — Selected by the San Diego Padres in the 2nd round of the First-Year Player Draft. **2019** — Traded to the Oakland Athletics as the player to be named later in the December 2, 2019 trade in which the Padres traded catcher Austin Allen and a PTBNL to the A's for infielder Jurickson Profar, December 12.

**RIGHT-HANDED PITCHER****Height/Weight:** 6-0 / 202**Bats/Throws:** Right / Right**Birthdate:** April 23, 1994**Opening Day Age:** 27**Birthplace/Resides:** Manuel Tames, Cuba / Miami, Florida**Major League Service:** 26 days**Obtained:** Signed as a non-drafted free agent, February 1, 2017**Contract Status:** First year of a one-year contract through 2022
 [Updated Stats](#)
CAREER HIGHLIGHTS

Was signed by the A's as a non-drafted free agent Feb. 1, 2017 after going 9-7 with nine saves and a 4.80 ERA in 46 games, including 10 starts, over four seasons with Guantanamo in Cuba's Serie Nacional...is 12-11 with 19 saves and a 4.80 ERA in 131 games, including 19 starts, in four seasons in the A's farm system...had a 13-day stint with Oakland in 2021 but did not pitch...was named to the California League Midseason All-Star team in 2018...pitched for Mesa in the Arizona Fall League in 2017.

2021 HIGHLIGHTS

- Was recalled by the A's from Triple-A Las Vegas on Sept. 8 but did not appear in a game before he was optioned back to the Aviators on Sept. 21.
- Was 3-6 with two saves, a 6.27 ERA and .284 opponents batting average in 28 games, including 13 starts, with Las Vegas.
- Struck out 54 batters in 74.2 innings, which marked the first time in his career that he finished with fewer strikeouts than innings pitched.
- Had career highs in innings pitched, games started, ERA, opponents batting average, losses, hits (86), runs (56), home runs (15) and hit batters (7).
- Was 3-5 with a 5.46 ERA and .809 opponents OPS in his 13 starts and 0-1 with a 9.00 ERA and .996 OPS in 15 relief appearances...began the season with 12 relief appearances, started 13 of his next 14 games from June 18 to Sept. 4 and then pitched twice in relief following his Sept. 21 option from Oakland...had just six career starts entering the season.
- His opponents batting average broke down to .280 (42-for-150) with an .801 OPS against left-handed hitters compared to .288 (44-for-153) with a .907 OPS against right-handers.
- First batters faced were 1-for-13 (.077) with two walks in his 15 relief appearances and he stranded all three of his inherited runners.
- Had a 7.54 ERA and .912 OPS in 13 home games, a 5.02 ERA and .795 OPS in 15 road games.
- Held the opponents three and four hitters in the order to a .205 average but the five hitter batted .448.
- Tossed five innings or fewer in 10 of his 13 starts and one inning or more in 13 of his 15 relief appearances.
- **DAY-BY-DAY:** Began the season pitching in relief and allowed nine runs, eight earned, in 6.0 innings over his first five appearances (12.00 ERA)...logged 2.0 innings of relief on May 22 at Salt Lake, one of three outings of 2.0 innings as a reliever (June 11 vs. Reno and Sept. 21 at Sacramento)...did not allow a run in six consecutive games from May 28 to June 11 (6.1 ip, 3 h, 3 bb, 7 so)...yielded five runs in 0.1 innings of relief against Reno on June 14 before moving into the starting rotation...went 0-2 with a 7.07 ERA over his first four starts from June 18 to July 5...surrendered a career-high three home runs in a 4-2 loss at Salt Lake on June 29...walked a career-high tying four batters in consecutive outings on July 5 vs. Sacramento and July 11 at Reno...allowed just one run in the start against Reno to begin a three-start stretch where he yielded just one run in each start...was 2-0 with a 1.88 ERA over that span and the two-game winning streak was his longest of the season...logged a career-high 87 pitches in 5.0 innings on July 17 vs. El Paso...tossed a career-high 6.2 innings July 29 against Tacoma...pitched in relief on Aug. 10 against Salt Lake and then went 0-2 with a 6.75 ERA in six starts from Aug. 14 to Sept. 4 before being recalled by the A's on Sept. 8...allowed a career-high tying

six runs on a career-high nine hits in 3.2 innings in a 10-6 loss to Albuquerque on Aug. 19... struck out a career-high eight Sept. 4 at Sugarland...did not pitch during his 13-day stint with Oakland and was optioned back to Las Vegas Sept. 21...finished the season by allowing one run in 3.0 innings over two relief appearances.

CAREER

2020—Was a non-roster invitee during Spring Training and did not allow a run in his one appearance (1.0 ip, 2 bb, 1 so)...was added to the A's 60-man player on July 1 but did not pitch in 2020.

2019—Made his Triple-A debut and spent the entire season at Las Vegas where he went 4-1 with three saves and a 3.96 ERA in a career-high 45 appearances, including one start...struck out a career-high 81 batters in 72.2 innings (10.03 per nine innings)...held the opposition to a .234 batting average but issued a career-high 36 walks (4.46 per nine innings)...also had minor league career highs in wins and matched his high in wild pitches (4)...his 45 games pitched tied for the most in the A's farm system...his opponents batting average broke down to .204 against right-handed hitters compared to .279 against left-handers...surrendered seven of his 11 home runs to lefties for a .514 slugging percentage (.299 vs. right-handers)...allowed a .217 average with two outs...tossed at least one inning in 42 of his 45 appearances, including two or more 19 times... posted a 2.11 ERA and .179 opponents batting average over a 14-game stretch from April 16 to May 26...struck out 16 batters in 8.2 innings in April but also issued 11 walks...made his lone start of the season July 7 vs. Albuquerque (2.0 ip, 1 h, 1 r, 1 er, 1 bb, 2 so)...posted a 2.93 ERA over his final 12 games beginning July 27...recorded his two saves over a three-game span in late August: Aug. 12 at Omaha and Aug. 22 at Tacoma...made one postseason appearance on Sept. 6 against Sacramento in Game 3 of the Pacific Coast League Semifinals (1.0 ip, 2 h, 3 r, 3 er, 2 bb, 1 so).

2018—Started the year at Single-A Stockton and was 1-2 with 13 saves and a 1.84 ERA in 22 relief appearances when he was promoted to Double-A Midland June 13...was 1-1 with a save and a 6.00 ERA in 22 outings for the RockHounds and combined with both clubs to go 2-3 with 14 saves and a 3.94 ERA in 44 relief appearances overall in his second professional season...struck out 66 batters in 59.1 innings, an average of 10.01 per nine innings...was leading the California League in saves at the time of his promotion and ended up tying for third despite spending half of the season at Midland...tied for third in the A's farm system in saves...converted 13-of-14 (92.9%) save opportunities with Stockton and was 14-for-19 (73.7%) overall...was named to the Cal League Midseason All-Star Game but did not play due to his promotion...allowed a .252 opponents batting average, which broke down to .223 against right-handed hitters compared to .311 against left-handers...allowed 5-of-12 (41.7%) inherited runners to score...tossed at least one inning in 37 of his 44 appearances and at least two innings 15 times...tossed 2.0 scoreless innings for the save in his first outing April 7 against Lake Elsinore...it was his first of five two-inning saves...posted a 1.20 ERA and .125 opponents batting average in nine outings in April and converted each of his six save opportunities...then had a 1.80 ERA and five saves in nine games in May...walked his first batter of the season May 22 at Rancho Cucamonga, snapping a season-opening 14-game, 21.2-inning streak without a walk...had a 1.44 ERA in 18 games through the end of May...was transferred to Midland June 13...went 1-0 with a save, a 1.88 ERA and .188 opponents average over his final eight appearances.

2017—Pitched for four different teams in the A's farm system and was a combined 3-1 with a 4.88 ERA in 14 games, including five starts, with the A's affiliates in the Dominican Summer League and Arizona Rookie League and their Single-A clubs at Beloit and Stockton...struck out 42 batters in 31.1 innings, an average of 12.06 per nine innings...allowed a .256 opponents batting average, including .229 against right-handed hitters compared to .294 against left-handers...opponents hit .179 with runners in scoring position and were 1-for-12 (.083) with RISP and two outs...made two appearances with the A's Dominican club before he was brought to the United States June 21...made one relief appearance in the Arizona Rookie League and was transferred to Single-A Beloit June 27...made three starts for the Snappers before he was sent to Single-A Stockton July 17...was placed on the disabled list Aug. 31 with a strained left groin and missed the remainder of the season...pitched for Mesa in the Arizona Fall League following the season and went 1-0 with a 7.59 ERA in nine relief appearances.

PERSONAL/MISCELLANEOUS

Luis Miguel Romero (Mansfarroll) was originally signed by A's scout JC De La Cruz...is married, Mary...spent four seasons with Guantanamo in Cuba's Serie Nacional and was 9-7 with nine saves and a 4.80 ERA in 46 games, including 10 starts.

LIFETIME PITCHING RECORD

Year	Club	W	L	ERA	G	GS	CG	SHO	SV	IP	H	R	ER	HR	HB	BB	IBB	SO	WP	BK
2013	Guantanamo (Cuba)	2	3	5.03	18	9	0	0	0	62.2	61	36	35	4	8	36	2	35	1	2
2014	Guantanamo (Cuba)	0	1	6.14	3	1	0	0	0	7.1	9	8	5	1	2	3	0	4	1	2
2015	Guantanamo (Cuba)	0	1	10.13	5	0	0	0	1	5.1	9	9	6	1	1	5	3	9	0	0
2016	Guantanamo (Cuba)	7	2	3.31	20	0	0	0	8	35.1	34	17	13	1	0	16	6	23	4	0
2017	DSL Athletics	0	0	0.00	2	1	0	0	0	3.0	0	0	0	0	0	0	0	7	0	0
	AZL Athletics	0	0	4.50	1	0	0	0	0	2.0	3	1	1	0	0	0	0	3	2	0
	Beloit	0	0	2.25	3	3	0	0	0	8.0	6	2	2	0	1	2	0	7	0	0
2018	Stockton	3	1	6.87	8	1	0	0	0	18.1	22	16	14	4	3	9	0	25	0	0
	Stockton	1	2	1.84	22	0	0	0	13	29.1	21	9	6	3	1	5	1	33	1	0
	Midland	1	1	6.00	22	0	0	0	1	30.0	35	25	20	4	2	12	1	33	3	0
2019	Las Vegas	4	1	3.96	45	1	0	0	3	72.2	65	34	32	11	6	36	2	81	4	2
	2020	(Minor League Season Canceled — Did Not Pitch)																		
2021	Las Vegas	3	6	6.27	28	13	0	0	2	74.2	86	56	52	15	7	34	1	54	3	1
Minor League Totals		12	11	4.80	131	19	0	0	19	238.0	238	143	127	37	20	98	5	243	13	3
Cuba Totals		9	7	4.80	46	10	0	0	9	110.2	113	70	59	7	11	60	11	71	6	4

CAREER TRANSACTIONS

2017 — Signed by the Oakland Athletics as a non-drafted free agent, February 1.

LEFT-HANDED PITCHER**Height/Weight:** 6-2 / 201**Bats/Throws:** Right / Left**Birthdate:** November 14, 1990**Opening Day Age:** 31**Birthplace/Resides:** Austin, Texas / Austin, Texas**Major League Service:** 1 year, 128 days**Obtained:** Claimed off waivers from the Los Angeles Angels, March 13, 2022**Contract Status:** First year of a one-year contract through 2022[@crazylegselman](https://twitter.com/crazylegselman)[samselman17](https://www.instagram.com/samselman17)[Updated Stats](#)**CAREER HIGHLIGHTS**

Is 1-2 with a save and a 4.77 ERA in 59 relief appearances over three seasons in the majors with San Francisco (2019-21) and Los Angeles-AL (2021)...was the second round draft pick of the Kansas City Royals in 2012 and spent seven seasons in the Royals farm system before signing a minor league deal with the Giants prior to the 2019 season...has a 32-34 record, 12 saves and a 3.75 ERA in 272 games, including 58 starts, as a minor leaguer...has 689 strikeouts in 553.2 innings (11.20 per nine innings) but has also issued 330 walks (5.36 per nine innings)...has allowed just 23 home runs (0.37 per nine innings)...was named to Pioneer League Pitcher of the Year in 2012 and also earned PL Postseason All-Star honors.

2021 HIGHLIGHTS

- Compiled a 4.50 ERA in seven games over three stints with San Francisco before being traded to Los Angeles (AL) on July 30...logged a 6.35 ERA in 18 games with the Angels and was 0-1 with a 5.76 ERA and .222 opponents batting average in a career-high 25 games overall.
- His ERA was his highest of his three seasons in the majors...also had career highs in innings (25.0), hits (20), runs (17), home runs (3), hit batters (5) and walks (12).
- His opponents batting average broke down to .207 (12-for-58) with a .592 OPS against right-handed hitters compared to .250 (8-for-32) with an .864 OPS against left-handers.
- Held the opposition to a .157 average with the bases empty but that jumped to .308 with runners on base...allowed a .375 batting average with runners in scoring position...his career splits are .150 with the bases empty, .268 with runners on.
- Allowed 6-of-11 (54.5%) inherited runners to score...first batters faced were 5-for-20 (.250) with two walks, a hit by pitch and two sacrifice flies.
- Had an 11.87 ERA in eight games at Angel Stadium and a 6.75 ERA in two contests at Oracle Park...combined for a 10.24 ERA and .289 opponents batting average in 10 games at his home ballpark compared to a 2.93 ERA and .173 opponents average in 15 games on the road.
- Logged a 1.69 ERA and .162 opponent average in nine day games, an 8.79 ERA and .264 opponents average in 16 contests at night.
- Did not allow a run in the eighth (6.1 ip) or ninth (4.0 ip) innings...opponents were a combined 2-for-31 (.065) in those two innings.
- Two of the three home runs he allowed came with two strikes.
- Also pitched in 17 games, including two starts, with Triple-A Sacramento where he was 1-0 with a save and a 4.03 ERA.
- Allowed a .169 opponents batting average but walked 19 batters in 22.1 innings (7.66 per nine innings)...did not allow a home run.
- His opponents batting average broke down to .098 (4-for-41) against right-handed hitters compared to .250 (9-for-36) against left-handers.
- Opponents hit .081 with the bases empty, .250 with runners on...yielded a .304 average with runners in scoring position.
- Allowed 4-for-6 (66.7%) inherited runners to score...first batters faced were 4-for-12 (.333) with three walks.
- Had a 2.00 ERA and .133 opponents batting average in seven home games, a 5.40 ERA and .191 opponents average in 10 road contests.
- Had a .106 opponents batting average with two strikes.

- **DAY-BY-DAY:** Began the season at the Giants alternate camp and was recalled by San Francisco on April 19...did not pitch and was optioned the following day...returned on April 28 and made his 2021 debut on April 30 at San Diego when he walked a career-high tying two batters...struck out a career-high tying three batters in his next outing on May 5 at Colorado... had a 5.79 ERA and .125 opponents batting average in five games when he was optioned to Sacramento May 22...did not pitch for the River Cats as he was recalled by the Giants the next day...had career highs in innings pitched (2.1) and pitches (44) on May 23 against Los Angeles (NL)...tossed a scoreless inning of relief on May 25 at Arizona but that would be his last outing with San Francisco as he was optioned to Sacramento May 27...allowed at least one run in each of his first three games with the River Cats but then had seven consecutive scoreless appearances from June 12-July 1 (8.1 ip, 1 h, 5 bb, 11 so)...surrendered three runs in consecutive outings on July 4 at Las Vegas and July 9 at Salt Lake before finishing the Triple-A portion of his campaign with five scoreless appearances from July 13-25 (7.2 ip, 1 h, 6 bb, 6 so)...was traded to Los Angeles (AL) with minor league pitchers Ivan Armstrong and Jose Marte for pitcher Tony Watson on July 30...made his Angels debut the next day against Oakland (0.1 ip, 2 h, 1 r, 1 er, 1 bb)...matched his career high with three strikeouts on Aug. 3 at Texas...allowed a career-high four runs and issued a career-high tying two walks on Aug. 11 against Toronto... then had five consecutive scoreless appearances from Aug. 20-30 (5.2 ip, 4 h, 1 bb, 2 so)... yielded three runs without retiring a batter on Sept. 8 at San Diego and did not pitch again until Sept. 21...allowed a career-high tying four runs on a career-high four hits in 0.2 innings against Houston on Sept. 22...was optioned to Salt Lake following the game but returned to the Angels on Sept. 26 and did not allow a run over his final four appearances (3.1 ip, 2 h, 2 bb, 3 so).

CAREER

2020—Went 1-1 with a 3.72 ERA and one save in 24 relief appearances...registered a 10.71 strikeout per nine inning ratio (23 strikeouts, 19.1 innings)...allowed runs in four of his 24 appearances and held opponents to a .186 average against...started season at the Alternate Training Site and was recalled July 31, taking the roster spot of Sam Coonrod (1L)...picked up his first career win Aug. 25 against Los Angeles (NL)...earned his first career save Sept. 17 vs. Seattle...left-handed batters were just 3-for-30 (.100) off him with 14 strikeouts...opponents hit .128 off his slider...according to Statcast, Selman permitted a 20.8% hard-hit rate, the second-lowest among qualified pitchers behind LAD's Kenley Jansen (14.0%).

2019—Signed by the Giants as a minor league free agent in March after San Francisco discovered him in a data-driven baseball program in Washington called Driveline...added to the Giants' 40-man roster and was selected from Triple-A Sacramento on Aug. 1...after waiting eight years, he made his big league debut that day at Philadelphia and pitched 1.0 inning, allowing a run (solo homer to Roman Quinn) on one hit with one strikeout...appeared in four games with the Giants before being optioned back to Triple-A on Aug. 5...was recalled just three days later on Aug. 8 but was optioned again on Aug. 9...called up third and final time Sept. 6...prior to the call ups had gone 3-1 with a 1.15 ERA along with 78 strikeouts and just 14 walks in 34 relief appearances between Triple-A Sacramento (30) and Double-A Richmond (four)...was holding PCL opponents to a .124 average against...was named a midseason All-Star at Sacramento...made one postseason appearance for the River Cats (0.2 ip).

2018—Spent the final three months of the season with Triple-A Omaha after spending the first two months of the year with Double-A NW Arkansas...combined for a 4.87 ERA in 35 appearances across the two levels...struck out 58 batters in 40.2 combined innings and held opponents to a .224 batting average against.

2017—Named a Texas League Mid-Season All-Star with Double-A NW Arkansas before finishing the season with Triple-A Omaha...had a 12.9 strikeouts per 9.0 innings ratio (97 strikeouts in 67.2 innings), best among Royals farmhands with at least 15.0 innings pitched...went 4-3 with a 2.97 ERA in 24 relief appearances with NW Arkansas before his promotion to Omaha on July 5...struck out 59 in 39.1 innings...posted a 2.22 ERA in 18 games with Omaha after his promotion...struck out 38 in 28.1 innings.

2016—Only appeared in 21 games across four levels due to two lengthy stints on the injured list...was a non-roster invite to Spring Training...opened the year in Double-A NW Arkansas but made six appearances before landing on the injured list with left shoulder tendinitis from May 6-July 16...made four rehab appearances with rookie-level Idaho Falls before going back to Double-A on July 16...made only three appearances before going back on the injured list from July 26-Aug. 16...finished out his year with five appearances for Single-A Advanced Wilmington.

2015—Spent the entire season at Double-A Northwest Arkansas, making 41 appearances out of the bullpen, his first full season as a reliever.

2014—Made all but five appearances with Double-A Northwest Arkansas...began the season as a starter before transitioning to the bullpen mid-season...went 3-6 with a 4.36 ERA in 16 starts for the Naturals before going to the bullpen...posted a 1.62 ERA in 12 relief appearances with NW Arkansas...made five appearances at Triple-A Omaha to close the season...allowed six runs on seven hits in 4.0 innings.

2013—Named Single-A Advanced Wilmington's Pitcher of the Year after going 11-9 with a 3.38 ERA in 27 starts for the Blue Rocks...ranked among the Carolina League leaders in wins (11, t-1st), strikeouts (128, 3rd) and ERA (3.38, 7th)...tossed 8.0 no-hit innings on Aug. 24 at Potomac with 11 strikeouts and two walks...was a MiLB.com Organizational All-Star...went 1-0 with a 4.50 ERA in three postseason appearances, all in relief.

2012—Was named the Pioneer League Pitcher of the Year in his first professional season after debuting with rookie-level Idaho Falls...also tabbed a PL Postseason All-Star after going 5-4 with a 2.09 ERA in 13 games (12 starts) after being drafted...led the league in strikeouts (89) and tied for seventh in wins...would have won th ERA title as well but fell 5.0 innings shy of qualifying...was named PL Pitcher of the Week July 30..

PERSONAL/MISCELLANEOUS

Samuel Ayres Selman was originally signed by Royals scout Sean Gibbs...graduated from St. Andrews Episcopal School (Austin, TX)...attended Vanderbilt University where he helped his school reach the College World Series in 2012.

LIFETIME PITCHING RECORD

Year	Club	W	L	ERA	G	GS	CG	SHO	SV	IP	H	R	ER	HR	HB	BB	IBB	SO	WP	BK
2012	Idaho Falls	5	4	2.09	13	12	0	0	0	60.1	45	21	14	1	0	22	0	89	5	1
2013	Wilmington	11	9	3.38	27	27	0	0	0	125.1	88	63	47	3	14	85	0	128	12	2
2014	NW Arkansas	4	6	3.87	28	16	0	0	0	93.0	81	42	40	7	7	49	1	87	6	1
	Omaha	0	0	13.50	5	0	0	0	0	4.0	7	6	6	0	0	7	0	7	0	0
2015	NW Arkansas	3	5	5.27	41	0	0	0	3	56.1	56	39	33	3	6	42	0	69	7	1
2016	NW Arkansas	0	0	14.46	9	0	0	0	0	9.1	17	17	15	3	0	10	0	8	4	1
	AZL Royals	0	0	5.79	3	0	0	0	0	4.2	6	4	3	0	1	2	0	6	2	1
	Idaho Falls	0	0	9.00	4	0	0	0	0	6.0	11	9	6	0	0	4	0	10	2	0
	Wilmington	0	0	4.00	5	0	0	0	0	9.0	7	4	4	0	1	5	0	12	1	0
2017	NW Arkansas	4	3	2.97	24	0	0	0	5	39.1	21	15	13	1	7	19	2	59	7	0
	Omaha	0	1	2.22	18	0	0	0	3	28.1	13	9	7	1	3	19	1	38	5	0
2018	NW Arkansas	1	2	6.57	12	0	0	0	0	12.1	12	9	9	0	1	11	0	21	1	0
	Omaha	0	2	4.13	23	0	0	0	0	28.1	22	14	13	0	1	19	0	37	3	0
2019	Richmond	0	0	0.00	4	0	0	0	0	7.0	3	1	0	0	0	1	0	13	0	0
	Sacramento	3	2	2.06	39	1	0	0	0	48.0	25	13	11	4	1	16	0	81	0	0
	SAN FRANCISCO	0	0	4.35	10	0	0	0	0	10.1	6	5	5	2	2	6	0	10	0	0
2020	SAN FRANCISCO	1	1	3.72	24	0	0	0	1	19.1	13	8	8	2	2	9	0	23	2	0
2021	Sacramento	1	0	4.03	17	2	0	0	1	22.1	13	10	10	0	0	19	1	24	0	0
	SAN FRANCISCO	0	0	4.50	7	0	0	0	0	8.0	4	4	4	2	1	4	0	8	0	0
	LOS ANGELES (AL)	0	1	6.35	18	0	0	0	0	17.0	16	13	12	1	4	8	1	11	0	0
	Major League Career	1	2	4.77	59	0	0	0	1	54.2	39	30	29	7	9	27	1	52	2	0
	Minor League Career	32	34	3.75	272	58	0	0	12	553.2	427	276	231	23	42	330	5	689	55	7

CAREER TRANSACTIONS

2009 — Selected by the Los Angeles Angels in the 14th round of the First-Year Player Draft; did not sign. **2012** — Selected by the Kansas City Royals in the 2nd round of the First-Year Player Draft. **2018** — Elected free

agency, November 2. **2019** — Signed by the San Francisco Giants to a minor league contract, Feb. 4. **2021** — Traded to the Los Angeles Angels with minor league pitchers Ivan Armstrong and Jose Marte for pitcher Tony Watson, July 30. **2022** — Claimed off waivers by the Oakland Athletics, March 13.

SELMAN'S CAREER BESTS

Low Hit Complete Game: None

Innings Pitched: 2.1, May 23, 2021 vs. Los Angeles (NL)

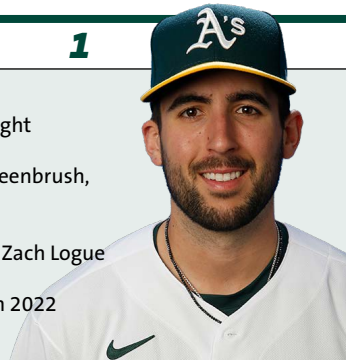
Strikeouts: 3 (four times), last: August 3, 2021 at Texas

Pitches: 44, May 23, 2021 vs. Los Angeles (NL)

Longest Winning Streak: 1, August 25, 2020

Longest Losing Streak: 2, September 13, 2020 to present

Longest Scoreless Streak: 6.2, August 18 to September 7, 2020

INFIELDER**Height/Weight:** 6-0 / 200**Birthdate:** July 4, 1996**Birthplace/Resides:** East Greenbrush, New York / East Greenbrush, New York**Major League Service:** 47 days**Obtained:** Acquired from Toronto with Gunnar Hogland, Zach Logue and Kirby Sneed for Matt Chapman, March 16, 2022**Contract Status:** First year of a one-year contract through 2022[@KJS 4](#) [kjs 4](#) [Updated Stats](#)**CAREER HIGHLIGHTS**

Was originally selected by Toronto in the fourth round of the 2017 First-Year Player Draft and made his Major League debut with the Blue Jays in 2021...went 3-for-32 (.094) in 18 games...hit .268 with 73 home runs and 266 RBI in 400 games in four seasons in the Toronto farm system before being dealt to the A's in the Matt Chapman trade on March 16, 2022...was rated as the Toronto's seventh-best prospect by *Baseball America* following the 2018 and 2021 seasons.

2021 HIGHLIGHTS

- Spent most of the season at Triple-A Buffalo but made his Major League debut with Toronto... went 3-for-32 (.094) with a home run and RBI in 18 games over two stints with the Blue Jays.
- Was 3-for-19 (.158) against left-handed pitchers, 0-for-13 against right-handers.
- All three hits came with the bases empty...went 0-for-9 with runners in scoring position.
- Started eight games at third base and one each at first base, left field and designated hitter... committed one error, and it came in 14 games overall at third base (.950 fielding percentage).
- Had six starts batting eight and five hitting ninth.
- Earned Buffalo's Stan Barron Most Valuable Player Award and was named to the Triple-A East Postseason All-Star team after batting .285 with 21 home runs and 69 RBI in 94 games with the Bisons...added a career-high 46 walks for a career-high .370 on-base percentage...also had career bests in slugging (.561) and OPS (.931).
- Was named an Organizational All-Star by MiLB.com.
- Was 18-for-21 (85.7%) in stolen base attempts and has reached double figures in home runs and stolen bases in each of his last three seasons.
- Tied for second in the Triple-A East in extra base hits (52), ranked fourth in slugging percentage, fifth in OPS, tied for fifth in RBI, sixth in total bases (199), tied for seventh in home runs and doubles (27) and eighth in on-base percentage.
- Ranked second in the Blue Jays farm system in home runs, extra base hits and total bases, third in doubles and RBI, tied for fourth in triples (4), seventh in hits (101) and eighth in runs (65).
- Hit .297 (82-for-276) with 17 of his 21 home runs and a .956 OPS against right-handed pitchers compared to .241 (19-for-76) with a .843 OPS against left-handers.
- Batted .299 with runners in scoring position.
- Hit .328 with a 1.052 OPS at home, .243 with a .813 OPS on the road.
- Had a .359 batting average in 20 day games, a .264 average in 74 contests at night.
- Batted .264 over innings 1-6, .337 from the seventh inning on
- Started 66 games at shortstop, 17 at third base, six at designated hitter, four in left field and one at first base...made nine errors at shortstop (.968 fielding percentage) and one at third base (.979).
- Hit in every spot in the order except first, eighth and ninth.
- Was rated as the Toronto's seventh-best prospect by *Baseball America* following the season
- **DAY-BY-DAY:** Began the season on the injured list at Toronto's alternate site with a left foot contusion...was reinstated on April 16 and started the year at Buffalo when the Triple-A season began in May...batted .174 over his first six games but then reached base safely in 21 consecutive contests from May 12-June 8...hit .306 with a .400 on-base percentage during

the streak...had two doubles June 1 against Syracuse, his first of four two-double games... homered twice and drove in a season-high four runs June 15 at Rochester...it was the third two-homer game of his career...hit .326 with seven home runs, 23 RBI and a 1.104 OPS in 25 games in June...then batted .317 with six home runs, 15 RBI and a .987 OPS in July...had a 17-game hitting streak from July 10-30...went 28-for-67 (.418) with seven doubles, a triple, six home runs, 14 RBI, seven walks, four stolen bases and a 1.294 OPS during the streak...was batting .286 with 19 home runs and 63 RBI in 82 games when he was selected by Toronto on Aug. 18...made his Major League debut that day at Washington when he struck out as a pinch hitter in the eighth inning...made his first start on Aug. 20 against Detroit as the designated hitter and went 1-for-4...singled off Tyler Alexander in the third inning for his first ML hit... then went 0 for his next 14...hit his first home run Aug. 29 at Detroit, a fourth-inning solo shot off Matthew Boyd...it was also his first career RBI...that would be his final hit as he finished the season with a 0-for-14 streak...was batting .094 in 17 games when he was optioned to Buffalo on Sept. 10...was 5-for-7 with four runs scored, a double and two RBI in a 20-3 win at Rochester on Sept. 15...it was the first five-hit game of his career and the runs scored matched his career high...went 8-for-31 (.258) with six runs scored during his second stint with Buffalo...was recalled by Toronto on Sept. 22, pinch ran and played third base on Sept. 23 at Minnesota and was returned to Buffalo on Sept. 24...went 6-for-20 (.300) with two home runs and three RBI over his final five games...had his lone two-steal game of the season on Sept. 26 against Lehigh Valley.

CAREER

2020—Played in 17 games during Spring Training, driving in six runs while also connecting for a home run...appeared in four games at second, seven games at third and seven at shortstop... was invited to Summer Camp at Rogers Centre in July...spent the regular season at the club's alternate training site in Rochester, NY.

2019—Played all 116 games for the Double-A New Hampshire Fisher Cats...hit .183 with a .590 OPS prior to the All-Star break, but batted .249 with a .778 OPS afterwards...homered in three straight games (four total home runs) from July 12-14.

2018—Split the season between Single-A Lansing (46 games) and High-A Dunedin (83 games... won Player of the Week honors three times: twice with Lansing on April 29 and May 13, and once with Dunedin on July 1...was named an MiLB.com Organizational All-Star...was rated as the Toronto's seventh-best prospect by *Baseball America* following the season.

2017—Made his profession debut with 61 games for Rookie-level Bluefield...led the Appalachian League in doubles (25), ranked second in total bases (122), tied for fifth in hits (72) and sixth in RBI (43)...was named AL Player of the Week Aug. 20...went 1-for-12 (.083) with a RBI and two walks in three postseason games.

PERSONAL/MISCELLANEOUS

Kevin Smith...graduated from Columbia High School (East Greenbush, NY)...attended the University of Maryland where he hit .268 with 10 doubles, three triples, 13 home runs and 48 RBI over 54 games in his junior year.

LIFETIME PLAYING RECORD

Year	Club	AVG.	G	AB	R	H	2B	3B	HR	RBI	SH	SF	HP	BB	SO	SB	CS	OBP	SLG	E
2017	Bluefield	.271	61	262	43	71	25	1	8	43	1	3	1	16	70	9	0	.312	.466	14
2018	Dunedin	.274	83	340	57	93	8	2	18	49	0	1	7	23	88	17	5	.332	.468	12
	Lansing	.355	46	183	36	65	23	4	7	44	0	3	1	17	33	12	1	.407	.639	8
2019	New Hampshire	.209	116	430	49	90	22	2	19	61	1	4	4	29	151	11	6	.263	.402	17
2020																				
(Minor League Season Cancelled — Did Not Play)																				
2021	Buffalo	.285	94	355	65	101	27	4	21	69	2	3	4	46	97	18	3	.370	.561	10
	TORONTO	.094	18	32	2	3	0	0	1	1	0	0	1	3	11	0	0	.194	.188	1
Major League Totals		.094	18	32	2	3	0	0	1	1	0	0	1	3	11	0	0	.194	.188	1
Minor League Totals		.268	400	1570	250	420	105	13	73	266	4	14	17	131	439	67	15	.328	.490	61

CAREER TRANSACTIONS

2017 — Selected by the Toronto Blue Jays organization in the 4th round of the First-Year Player Draft. **2022** — Traded to the Oakland Athletics with pitchers Zach Logue and Kirby Sneed and minor league pitcher Gunnar Hoglund for third baseman Matt Chapman, March 16.

SMITH'S CAREER BESTS

Hits: 1 (three times), last: August 29, 2021 at Detroit

Home Runs: 1, August 29, 2021 at Detroit

Runs Batted In: 1, August 29, 2021 at Detroit

Stolen Bases: None

Hitting Streak: 2, August 28 to 29, 2021

Hitless Streak (At Bats): 14 (twice), last:, August 29, 2021 to present

Game Ending RBI: None

Grand Slams: None

Pinch-Hit Home Runs: None

Inside-The-Park Home Runs: None

Lead Off Home Runs: None

**LEFT-HANDED PITCHER****Height/Weight:** 6-0 / 214**Bats/Throws:** Left / Left**Birthdate:** October 7, 1994**Opening Day Age:** 27**Birthplace/Resides:** Alachua, Florida / Gainesville, Florida**Major League Service:** 33 days**Obtained:** Acquired from Toronto with Gunnar Hogland, Zach Logue and Kevin Smith for Matt Chapman, March 16, 2022**Contract Status:** First year of a one-year contract through 2022
[@kirbysnead](#) [Updated Stats](#)
CAREER HIGHLIGHTS

Was originally drafted by Toronto in the 10th round in 2016 and made his Major League debut with the Blue Jays last year...went 0-1 with a 2.35 ERA in seven relief appearances...was also 20-10 with 23 saves and a 2.86 ERA in 186 games, including one start, in five seasons in the Blue Jays farm system...was one of four players traded to Oakland for Matt Chapman on March 16, 2022...was named an International League Midseason All-Star in 2019.

2021 HIGHLIGHTS

- Made his Major League debut with Toronto and was 0-1 with a 2.35 ERA in seven relief appearances over four stints with the Blue Jays.
- Allowed a .259 opponents batting average, which broke down to .200 (2-for-10) against left-handed hitters and .294 (5-for-17) against right-handers.
- Stranded all four of his inherited runners and first batters faced were 1-for-6 (.167) with a hit by pitch.
- Did not allow a run in five road games (5.1 ip) or five night games (5.1 ip).
- Spent the balance of the season at Triple-A Buffalo where he was 2-0 with four saves and a 1.58 ERA in 36 games, including one start...the ERA was his lowest as a minor leaguer as was his opponents batting average (.151), on-base percentage (.242), slugging percentage (.209) and OPS (.451).
- Based on a minimum of 40 innings pitched, he ranked second among Triple-A East pitchers in opponents OPS, third in slugging, fourth in ERA and batting average and ninth in on-base percentage.
- Struck out 57 batters in 40.0 innings (12.83 per nine innings) and surrendered just one home run.
- His opponents batting average broke down to .130 (7-for-54) against left-handed hitters compared to .165 (14-for-85) with his lone home run against right-handers.
- Yielded a .184 batting average with runners in scoring position.
- Allowed 1-of-10 (10.0%) inherited runners to score...first batters faced were 2-for-31 (.065) with three walks and a hit by pitch (.171 on-base percentage).
- Compiled a 1.17 ERA on the road, 1.82 at home.
- Did not allow a run (9.1 ip) or a hit (29 ab) in the seventh inning.
- Held opponents to a .063 batting average with two strikes.
- Tossed at least one inning in 32 of his 36 appearances...did not allow a hit 25 times and did not allow a run 27 times
- **DAY-BY-DAY:** Did not allow an earned runs over his first seven games (8.1 ip)...tossed a season-high 2.0 scoreless innings in his only start on May 16 against Rochester...it was his first of four outings of 2.0 innings...also struck out a season-high four...had a season-best 6.0 inning scoreless streak from May 27 to June 11...opponents went 0-for-17 with no walks and nine strikeouts during the streak...first batters faced went 0-for-25 with two walks and a hit by pitch (.107 on-base percentage) over his final 28 appearances beginning May 27...finished May with a 0.87 ERA in nine games...then compiled a 1.46 ERA and .079 opponents batting average in 11 appearances in June...matched his season high with four strikeouts in 1.1 innings on June 2 against Syracuse...had a 0.59 ERA and .137 opponents batting average over his first 13 games through June 11...then surrendered his only home run of the season June

13 against Scranton/Wilkes-Barre...had season highs in runs (3), hits (3), walks (3) and pitches (45) on July 2 vs. Lehigh Valley...did not allow an earned run over his final 12 minor league appearances beginning July 18 (1.2 ip, 3 r)...had a 2.01 ERA and .142 opponents batting average in 27 games when he was selected by Toronto on July 26...made his Major League debut in the second game of the July 28 doubleheader at Boston (0.2 ip)...entered the game with one out of the fifth inning and stranded two inherited runners on just three pitches as he induced a grounded into double play to his only batter faced (Jarren Duran)...then struck out the side in the ninth inning the next day against the Red Sox, fanning Bobby Dalbec for his first big league strikeout...was optioned to Buffalo the next day and made two appearances with the Bisons (2.0 ip, 2 h, 2 so) before he was recalled on Aug. 7...pitched in five games with the Blue Jays (6.0 ip, 5 h, 3 r, 2 er, 2 bb, 4 so) before he was optioned to Buffalo on Aug. 23...had two more stints with Toronto in September but did not pitch either time (Sept. 3-4, Sept. 25-28).

CAREER

2020—Made six appearances during the spring and allowed one run in 4.1 innings...threw the last pitch in all of baseball before play was paused for the COVID-19 pandemic, fanning Andrew Susace to end the ninth inning and earn the save on March 12 at Pittsburgh...spent the summer working out with other minor league players in Gainesville, Fla.

2019—Started his campaign with a 2-0 record and a 0.84 ERA over nine relief appearances for New Hampshire...was promoted to Triple-A Buffalo on May 4 and went 5-2 with a 3.98 ERA over 41 contests for the Bison...earned his first career Triple-A save on May 18 against Louisville (1.2 ip, 1 h, 1 bb)...claimed his first Triple-A win on June 6 vs. Scranton/Wilkes-Barre (1.2 ip, 1 h, 1 bb, 2 so)...named an International League Midseason All-Star...pitched a hitless sixth inning with a strikeout at the All-Star game.

2018—Combined to go 4-5 with a 3.88 ERA between Single-A Dunedin and Double-A New Hampshire...played the first month for Dunedin before joining New Hampshire on May 3...threw 10.1 scoreless innings to begin his time with the Fisher Cats...had a win in five postseason appearances for New Hampshire (5.0 ip, 1 h, 3 bb, 6 so).

2017—Split his season between Single-A Lansing and Dunedin...went 4-1 with a 2.42 ERA in 16 games for the Lugnut, then improved on that as he posted a 1.36 ERA while going 3-1 over 26 games for the D-Jays...also had a save in two postseason appearances for Dunedin (4.0 ip, 1 h, 4 so).

2016—Began his professional career with with Single-A Lansing and Dunedin and combined for a 0-1 record and a 3.62 ERA in 14 relief appearances.

PERSONAL/MISCELLANEOUS

William Snead...graduated from Santa Fe High School (Alachua, FL)...played three seasons for the University of Florida and combined to go 7-1 with a 2.53 ERA over 100 appearances...was the eight Gator selected in the 2016 First-Year Player Draft, led by A.J. Puk who was selected by the A's with the sixth overall pick.

LIFETIME PITCHING RECORD

Year	Club	W	L	ERA	G	GS	CG	SHO	SV	IP	H	R	ER	HR	HB	BB	IBB	SO	WP	BK
2016	Dunedin	0	0	0.00	1	0	0	0	0	2.0	0	0	0	0	0	2	0	1	0	0
	Lansing	0	1	3.91	13	0	0	0	1	25.1	31	12	11	0	3	3	1	17	1	0
2017	Dunedin	3	1	1.36	26	0	0	0	8	33.0	27	7	5	0	0	12	1	26	2	1
	Lansing	4	1	2.42	16	0	0	0	0	22.1	15	6	6	0	2	13	0	30	2	0
2018	Dunedin	1	1	1.08	8	0	0	0	2	8.1	3	1	1	0	0	6	2	12	0	0
	New Hampshire	3	4	4.43	36	0	0	0	1	42.2	45	23	21	3	6	25	2	39	3	0
2019	New Hampshire	2	0	0.84	9	0	0	0	5	10.2	4	3	1	1	1	0	0	14	0	0
	Buffalo	5	2	3.98	41	0	0	0	2	52.0	54	25	23	6	5	19	0	54	2	0
2020	(Minor League Season Cancelled — Did Not Pitch)																			
2021	Buffalo	2	0	1.58	36	1	0	0	4	40.0	21	12	7	1	1	16	0	57	0	0
	TORONTO	0	1	2.35	7	0	0	0	0	7.2	7	3	2	0	1	2	0	7	1	0
Major League Totals		0	1	2.35	7	0	0	0	0	7.2	7	3	2	0	1	2	0	7	1	0
Minor League Totals		20	10	2.86	186	1	0	0	23	236.1	200	89	75	11	18	96	6	250	10	1

CAREER TRANSACTIONS

2016 — Selected by the Toronto Blue Jays organization in the 10th round of the First-Year Player Draft. **2022** — Traded to the Oakland Athletics with pitcher Zach Logue, infielder Kevin Smith and minor league pitcher Gunnar Hoglund for third baseman Matt Chapman, March 16.

SNEAD'S CAREER BESTS

Low Hit Complete Game: None

Innings Pitched: 1.2 (twice), last: August 8, 2021 vs. Boston

Strikeouts: 3, July 29, 2021 at Boston

Pitches: 27, August 12, 2021 at Los Angeles (AL)

Longest Winning Streak: None

Longest Losing Streak: 1, August 22, 2021 to present

Longest Scoreless Streak: 4.1, August 8 to 17, 2021

CATCHER

Height/Weight: 6-2 / 200

Bats/Throws: Left / Right

Birthdate: November 24, 2001

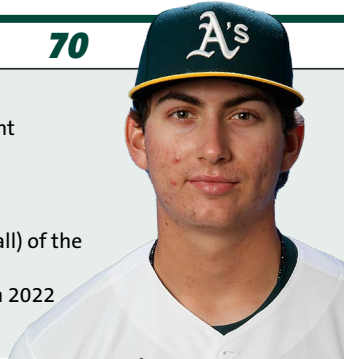
Opening Day Age: 20

Birthplace/Resides: Turlock, California / Turlock, California

Major League Service: None

Obtained: Selected in the 1st round (26th selection overall) of the 2020 First-Year Player Draft

Contract Status: First year of a one-year contract through 2022

 [Updated Stats](#)

NON-ROSTER INVITEE

CAREER HIGHLIGHTS

Was the A's first round selection in the 2020 First-Year Player draft out of Turlock High School and made his professional debut in 2021 after the minor league season was canceled in 2020... hit .306 with 12 home runs and 49 RBI in 57 games for Single-A Stockton...named to the Futures Game in 2021...was ranked as the A's number one prospect by *Baseball America* following the 2020 and 2021 seasons.

2021 HIGHLIGHTS

- Made his professional debut with Low-A Stockton and hit .306 with 12 home runs and 49 RBI in 57 games in a season shortened by a muscle strain in his back...added 27 walks for a .390 on-base percentage and slugged .568 for a .958 OPS.
- Based on a minimum of 250 plate appearances, his slugging percentage and OPS were third best in the Low-A West, his on-base percentage ranked eighth and his batting average was 10th.
- Hit .375 (21-for-56) with an 1.141 OPS against left-handed pitchers compared to .283 (47-for-166) with an .896 OPS against right-handers.
- Had a .317 average with runners in scoring position and was 4-for-7 (.571) with a walk, home run and 10 RBI with the bases loaded.
- Batted .326 on the road and .315 at night.
- Hit .414 in the fifth inning and .400 in the sixth.
- Started 38 games at catcher and nine at first base...also went 8-for-42 (.190) in 10 starts at designated hitter.
- Tossed out 15-of-70 (21.4%) attempted stealers...committed six errors as a catcher for a .985 fielding percentage.
- Batted third 51 times, second four times and fourth twice.
- Had two or more hits in 20 of his 57 games, including eight three-hit games.
- Was rated as the A's number 1 prospect by *Baseball America* following the season...was also tabbed as the Best Hitter for Average in the Best Tools survey by the magazine.
- Was also selected to play in the Futures Game.
- **DAY-BY-DAY:** Went 1-for-3 with a walk in his professional debut on May 4 at Modesto...doubled in his first bat in the first inning off Josias De Los Santos for his first hit...drove in his first run on a second inning double on May 12 vs. San Jose...went 3-for-5 on May 18 at Visalia, his first of eight three-hit games...added two doubles that day and again on May 25 at Rancho Cucamonga...went homerless over his first 22 games through May 28...then homered 12 times over his final 35 games, beginning May 29 at Rancho Cucamonga when he hit a third inning grand slam off Robbie Peto...went 13-for-38 (342) with 12 runs, five home runs and 16 RBI over a 10-game span from May 29-June 10...finished May with a .315 batting average in 23 games and led the league with 11 doubles...then earned Low-A West Player of the Month honors for June when he hit .315 with seven doubles, a triple, eight home runs, 26 RBI and 11 walks in 22 games...led the league in extra base hits (16), tied for the lead in home runs, ranked second in RBI and slugging (.685) and tied for second in OPS (1.089)...went 0-for-5 with his only four-strikeout game June 6 against Lake Elsinore...had his first career two-homer game and collected a career-high five RBI June 10 against San Jose...added a second two-

homer, five-RBI game June 18 at Fresno...had a season-best 13-game hitting streak from June 16-July 13...hit .393 (22-for-56) with 15 runs, five home runs and 17 RBI during the streak... had a streak of eight consecutive games with a RBI from June 18-29 (14 RBI total)...played first base for the American League Futures team in the All-Star Futures Game at Colorado on July 11 and struck out in his only at bat...was 3-for-4 in his first game back with Stockton on July 13 but then went 5-for-25 (.200) over his next eight games before he was placed on the seven-day IL Aug. 15 with a strained right quadratus lumborum muscle...was transferred to the 60-day IL on Aug. 25 and missed the remainder of the season.

CAREER

2020— Was the A's first round selection and the 26th pick overall in the 2020 First-Year Player draft...signed on June 29 and was added to Oakland's 60-man player pool on July 11...did not play in 2020...was rated as the A's number one prospect by *Baseball America* following the season... was tabbed as third best by MLB.com.

PERSONAL/MISCELLANEOUS


Tyler Christian Soderstrom was originally signed by A's scout Kevin Mello...graduated from Turlock (Calif.) High School in 2020...was the Gatorade California Baseball Player of the Year for 2019-20...had a .373 career average in 82 games for the Bulldogs...was ranked as the number 7 high school prospect by *Baseball America* prior to the draft...is the son of Steve Soderstrom, who was San Francisco's first round pick in 1993, making them the 10th father and son duo to be selected in the first round...his dad pitched professionally for seven seasons, including three starts with the Giants in 1996.

LIFETIME PLAYING RECORD

Year	Club	AVG.	G	AB	R	H	2B	3B	HR	RBI	SH	SF	HP	BB	SO	SB	CS	OBP	SLG	E
2020																				
(Minor League Season Canceled — Did Not Play)																				
2021	Stockton	.306	57	222	39	68	20	1	12	49	0	1	4	27	61	2	1	.390	.568	7
Minor League Totals		.306	57	222	39	68	20	1	12	49	0	1	4	27	61	2	1	.390	.568	7

CAREER TRANSACTIONS

2020 — Selected by the Oakland Athletics in the 1st round (26th selection overall) of the First-Year Player Draft.

RIGHT-HANDED PITCHER**Height/Weight:** 6-5 / 268**Bats/Throws:** Right / Right**Birthdate:** May 31, 1996**Opening Day Age:** 25**Birthplace/Resides:** Bryan, Texas / La Grange, Texas**Major League Service:** 3 days**Obtained:** Signed to a minor league contract, November 16, 2020**Contract Status:** First year of a one-year contract through 2022 [Updated Stats](#)**NON-ROSTER INVITEE****CAREER HIGHLIGHTS**

Is 30-28 with a 3.48 ERA and .233 opponents batting average in 106 games, including 92 starts, in the minors with Pittsburgh (2014-15), Milwaukee (2016-20) and Oakland (2021)...missed the entire 2021 season following "Tommy John" surgery and 2020 due to the pandemic...was originally selected by the Pirates as a Competitive Balance Round B pick in the 2014 draft and was traded to the Brewers organization following the 2015 season...was named Southern League Most Outstanding Pitcher in 2019 for Biloxi after leading the league in ERA (2.20) and opponents batting average (.192) while tying for the lead in wins (11).

2021 HIGHLIGHTS

- Signed a minor league deal with the A's on Nov. 16, 2020 and was a non-roster invitee to Spring Training...did not pitch and spent the entire season on the injured list after undergoing "Tommy John" surgery on his right elbow.

CAREER

2020—Did not allow an earned run in three Spring Training appearances with Milwaukee (3.0 ip, 4 h, 4 r, 1 bb, 3 so) before he was optioned to Triple-A San Antonio March 9...was added to the Brewers 60-man player pool July 9...was recalled by Milwaukee Aug. 31 but did not pitch and was optioned following the game...was designated for assignment Sept. 14 and outrighted to the San Antonio roster Sept. 16.

2019—Went 12-6 with a 3.60 ERA in 27 starts between Double-A Biloxi and Triple-A San Antonio...began the season at Biloxi, where he went 11-4 with a 2.20 ERA in 20 starts...was named Southern League Most Outstanding Pitcher...was a SL Midseason and Postseason All-Star...led the Southern League in ERA (2.20), opponents batting average (.192) and WHIP (0.87) and tied for the league lead in wins (11)...ranked eighth in innings pitched (122.2)...was named SL Pitcher of the Week twice: April 15-21 and July 15-21...was promoted to San Antonio on July 26 where he went 1-2 with a 9.30 ERA in seven starts.

2018—Went 8-7 with a 2.48 ERA in 25 starts between Single-A Carolina and Double-A Biloxi...his 2.48 ERA and 123 strikeouts ranked second in the Brewers organization...held opponents to a .223 batting average...began the season at Carolina, where he went 2-1 with a 1.76 ERA in nine starts...was a Carolina League All-Star...was promoted to Biloxi on May 26 and went 6-6 with a 2.91 ERA in 16 starts...went 0-6 with a 5.22 ERA over his first eight starts, and 6-0 with a 0.96 ERA over his last eight starts...was Southern League Pitcher of the Week for July 23-29, going 1-0 with a 1.38 ERA in two starts (13.0 ip, 8 h, 4 r, 2 er, 3 bb, 12 so)...did not allow an earned run in his last three starts, surrendering just an unearned run in 18.0 innings...was added to the 40-man roster on Nov. 20.

2017—Went 5-6 with a 3.57 ERA and one save in 23 games (18 starts) between Single-A Wisconsin and Single-A Carolina...held opponents to a .212 batting average...began the season at Wisconsin and was promoted to Carolina on May 29.

**FIRST BASEMAN/OUTFIELDER**

Height/Weight: 5-11 / 235 **Bats/Throws:** Let / Right
Birthdate: November 10, 1986 **Opening Day Age:** 35
Birthplace/Resides: San Jose, California / Henderson, Nevada
Major League Service: 5 year, 63 days
Obtained: Signed to a minor league contract, February 8, 2022
Contract Status: First year of a one-year contract through 2022

[@EricThames](#) [erichthames](#) [Updated Stats](#)

NON-ROSTER INVITEE**CAREER HIGHLIGHTS**

Has played in the Major Leagues, the Korean Baseball Organization and the Japanese Leagues during a 13-year professional career...is a .241 hitter with 96 home runs and 235 RBI in 605 games in the majors with Toronto (2011-12), Seattle (2012), Milwaukee (2017-19) and Washington (2020)...batted .349 with 124 home runs and 382 RBI in 390 games in three seasons with the NC Dinos in Korea from 2014-16...earned KBO Most Valuable Player honors in 2015 after hitting .381 with 47 home runs, 140 RBI and 40 stolen bases in 142 games...had the first 40-40 season in league history...played in one game for Yomiuri in Japan in 2021...is a .306 hitter with 54 home runs and 272 RBI in 398 minor league games...was a Topps Double-A All-Star and Eastern League Postseason All-Star in 2010.

2021 HIGHLIGHTS

- Signed with Yomiuri of the Japanese Central League but was limited to just one game due to a torn achilles tendon...went 0-for-2 with two strikeouts...also hit .500 (11-for-22) with four home runs and 15 RBI in nine games with Yomiuri's minor league affiliate in the Japanese Eastern League.

CAREER

2020—Spent the entire season with Washington and hit .203 with three home runs and 12 RBI in 41 games...the batting average was a career low as was his .317 slugging percentage and .617 OPS...walked 14 times and was hit by a pitch three times for a .300 on-base percentage...hit .208 with a .611 OPS against right-handed pitchers compared to .182 with a .644 OPS against left-handers...now has a .196 career average against lefties compared to .251 against righties...had a .188 batting average and all three of his home runs with the bases empty, .220 with runners on base...started 24 games at first base and 11 at designated hitter...committed two errors in 27 games overall at first base for a .989 fielding percentage...hit .227 with three home runs and 12 RBI as a first baseman, .125 with no RBI as the designated hitter...was 1-for-3 (.333) as a pinch hitter...started games at every spot in the order from fourth through eighth and made his most starts batting fifth (10)...went 2-for-7 (.286) with two walks over his first three games...then hit .152 (5-for-33) with no walks over a 12-game stretch from July 28 to Aug. 16...had back-to-back two-hit games on Aug. 18 at Atlanta and Aug. 21 vs. Miami (4-for-8, .500)...the two hits were a season high (also Sept. 4 at Atlanta and Sept. 11 vs. Atlanta)...drove in a season-high three runs in the Aug. 18 game against the Braves...went 7-for-38 (.184) over a 12-game stretch from Aug. 21-Sept. 3 but walked seven times for a .311 on-base percentage...had a season-best five-game hitting streak from Sept. 4-12...was 7-for-20 (.350) with five RBI during the streak after driving in just seven runs over his first 29 games...doubled in the second game of the Sept. 4 doubleheader at Atlanta for the 100th two-base hit of his career...went 1-for-16 with four walks over his final seven games beginning Sept. 13.

2019—Hit .247 with 23 doubles, two triples, 25 home runs, 61 RBI, 51 walks and 67 runs scored in 149 games for the Milwaukee Brewers...recorded a .505 slugging percentage and an .851 OPS...posted a .529 slugging percentage and 23 home runs in 397 plate appearances against right-handed pitching...clubbed two pinch-hit home runs, April 5 vs. Chicago (NL) and April 21 vs. Los

Angeles (NL)...slugged his third career walk-off homer, Aug. 9 vs. Texas...hit a solo homer off Max Scherzer in the NL Wild Card Game...became the second Brewer ever to homer in his first career Postseason plate appearance, joining Brandon Woodruff, who hit a solo shot off Clayton Kershaw in Game 1 of the 2018 NLCS vs. Los Angeles.

2018—Endured an injury-shortened 2018 campaign...was on the 10-day disabled list from April 25 to June 10 with a torn UCL in his left thumb (missed 41 games)...suffered the injury on April 24 at Kansas City while diving for a ground ball...led the team in home runs (7) at the time of the injury...was also on the 10-day disabled list from July 14 to 23 with right hamstring tightness... hit his first career leadoff homer on June 17 vs. Philadelphia (Nola).

2017—In his return to the United States, clubbed 31 home runs and a .518 slugging percentage in 138 games for the Brewers...his 31 home runs tied Travis Shaw for the team lead and tied for 10th in the National League...led the team in slugging percentage (.518), OPS (.877) and walks (75)...received Milwaukee's "Good Guy" Award.

2016—Spent his third consecutive season with the NC Dinos in Korea and hit .321 with 40 home runs and 121 RBI in 123 games...led the KBO in slugging (.679), tied for the lead in home runs, ranked second in OPS (1.116), tied for second in runs (118) and fourth in RBI.

2015—Was named the Korean Baseball Organization Most Valuable Player after hitting .381 with 47 home runs, 140 RBI and 40 stolen bases in 142 games...had the first 40-40 season in league history...led the KBO in batting, on-base percentage (.498), slugging (.790), OPS (1.288) and runs (130), tied for the lead in doubles (42), ranked second in RBI and walks (103), third in home runs, fourth in hits (180) and fifth in stolen bases.

2014—Signed with the NC Dinos of the Korean Baseball Organization and hit .343 with 37 home runs and 121 RBI in 125 games in his first year in Korea...ranked second in the league in slugging (.689) and RBI and third in OPS (1.111) and home runs.

2013—Spent the entire season in the Minor Leagues...hit .283 with 21 doubles, two triples, 10 homers, 49 RBI, 44 walks, eight stolen bases and 53 runs scored in 98 games between Triple-A Tacoma, the GCL Orioles and Triple-A Norfolk.

2012—Made his first career Opening Day roster...hit .232 with 12 doubles, three triples, nine homers, 25 RBI and 15 walks and 10 runs scored in 86 games between Toronto and Seattle.

2011—Made his Major League debut on May 18 vs. Tampa Bay...started as the designated hitter...his first career hit was an RBI single off Jeremy Hellickson...hit his first ML homer on June 29 vs. Pittsburgh with a solo shot off Paul Maholm.

2010—In his first full professional season, hit .288 with 25 doubles, six triples, 27 homers, 104 RBI, 51 walks, eight stolen bases and 95 runs scored in 130 games with Double-A New Hampshire...was an MiLB.com Organization All-Star, a Topps Double-A All-Star and an Eastern League Midseason and Postseason All-Star...also hit .264 with three home runs, 16 RBI and 14 walks (.369 on-base percentage) in 23 games with Peoria in the Arizona Fall League...named to the AFL Rising Stars team.

2009—Hit .310 with 18 doubles, five triples, three homers, 29 RBI, 24 walks and 37 runs scored in 59 games between Single-A Dunedin and the rookie-level GCL Blue Jays...was named to the Florida State League Midseason All-Star team.

PERSONAL/MISCELLANEOUS

Eric Allyn Thames was originally signed by Blue Jays scout Tim Rooney...graduated from Bellarmine (Calif.) College Prep...attended Cabrillo (Calif.) College and West Valley (Calif.) College before spending his junior and senior seasons (2007-08) at Pepperdine University.

LIFETIME PLAYING RECORD

Year	Club	AVG.	G	AB	R	H	2B	3B	HR	RBI	SH	SF	HP	BB	SO	SB	CS	OBP	SLG	E
2009	Dunedin	.313	52	195	33	61	15	5	3	38	0	1	3	21	40	1	1	.386	.487	1
	GCL Blue Jays	.286	7	21	4	6	3	0	0	1	0	1	0	3	5	0	0	.360	.429	0
2010	New Hampshire	.288	130	496	95	143	25	6	27	104	2	7	18	50	121	8	5	.370	.526	6
2011	Las Vegas	.352	53	210	38	74	25	4	7	45	0	3	5	23	41	5	2	.423	.610	3
	TORONTO	.262	95	362	58	95	24	5	12	37	1	3	5	23	88	2	1	.313	.456	2
2012	TORONTO	.243	46	148	17	36	7	1	3	11	0	2	1	9	40	0	1	.288	.365	1
	Las Vegas	.330	54	197	31	65	15	3	6	32	0	5	3	26	42	1	1	.407	.528	0
	SEATTLE	.220	40	123	10	27	5	2	6	14	1	0	0	6	47	1	0	.256	.439	3
2013	Tacoma	.295	57	217	32	64	15	2	7	33	0	1	2	29	62	3	1	.382	.479	1
	GCL Orioles	.375	5	16	4	6	1	0	0	3	0	0	2	4	1	2	0	.545	.438	0
	Norfolk	.252	36	135	17	34	5	0	3	13	0	1	2	11	33	3	1	.315	.356	0
2014	NC Dinos (Korea)	.343	125	443	95	152	30	6	37	121	0	6	7	58	99	11	2	.422	.688	13
2015	NC Dinos (Korea)	.381	142	472	130	180	42	5	47	140	0	7	13	103	91	40	8	.497	.790	4
2016	NC Dinos (Korea)	.321	123	436	118	140	30	3	40	121	0	7	12	74	103	13	4	.427	.679	4
2017	MILWAUKEE	.247	138	469	83	116	26	4	31	63	0	0	7	75	163	4	2	.359	.518	7
2018	MILWAUKEE	.219	96	247	41	54	10	3	16	37	0	0	2	29	97	7	0	.306	.478	5
	Colorado Springs	.429	4	14	3	6	0	0	1	3	0	0	0	1	0	0	0	.467	.643	0
2019	MILWAUKEE	.247	149	396	67	98	23	2	25	61	0	2	10	51	140	3	2	.346	.505	3
2020	WASHINGTON	.203	41	123	10	25	5	0	3	12	0	0	3	14	42	1	0	.300	.317	2
2021	Yomiuri (Japan)	.000	1	2	0	0	0	0	0	0	0	0	0	0	2	0	0	.000	.000	1
	Yomiuri (Japan, Minors)	.500	9	22	5	11	2	0	4	15	0	0	0	9	3	0	0	.645	1.136	1
Major League Career		.241	605	1868	286	451	100	17	96	235	2	7	28	207	617	18	6	.325	.467	23
Minor League Career		.306	398	1501	257	459	104	20	54	272	2	19	35	168	345	23	11	.384	.510	11
Korea Totals		.349	390	1351	343	472	102	14	124	382	0	20	32	235	293	64	14	.451	.721	21
Japan Totals		.000	1	2	0	0	0	0	0	0	0	0	0	0	2	0	0	.000	.000	1

CAREER TRANSACTIONS


2007 — Selected by the New York Yankees in the 39th round of the First-Year Player Draft, did not sign. **2008** — Selected by the Toronto Blue Jays in the 7th round of the First-Year Player Draft. **2012** — Traded to the Seattle Mariners or right-handed pitcher Steve Delebar, July 30. **2013** — Traded to the Baltimore Orioles for infielder Ty Kelly, June 30. Claimed off waivers by the Houston Astros, September 5. Released, December 7; signed with the NC Dinos (Korea), December 11. **2016** — Signed by the Milwaukee Brewers, November 29. **2018** — On the disabled list, April 25 to June 10; included rehabilitation assignment to Colorado Springs, June 6 to 10. On the disabled list, July 14 to 23. **2019** — Elected free agency, November 4. **2020** — Signed by the Washington Nationals, January 8. Elected free agency, October 28. **2021** — Signed with Yomiuri (Japan). **2022** — Signed by the Oakland Athletics to a minor league contract, February 8.

WILD CARD RECORD

Year	Club/Opp.	AVG.	G	AB	R	H	2B	3B	HR	RBI	SH	SF	HP	BB	SO	SB	CS	OBP	SLG	E
2019	MIL vs. WSH	.500	1	4	1	2	1	0	1	1	0	0	0	0	1	0	0	.500	1.500	0

THAMES' CAREER BESTS

Hits: 4, August 31, 2011 at Baltimore
Home Runs: 2 (five times), last: September 22, 2019 vs. Pittsburgh
Runs Batted In: 4, June 17, 2018 vs. Philadelphia
Stolen Bases: 1 (18 times), last: September 7, 2020 vs. Tampa Bay
Hitting Streak: 11, April 5 to 18, 2017
Hittless Streak (At Bats): 23, July 28 to August 5, 2011
Game Ending RBI: 4, August 9, 2019 vs. Texas (home run); August 3, 2018 vs. Colorado (home run); June 16, 2017 vs. San Diego (home run); August 14, 2021 vs. Tampa Bay (single)
Grand Slams: None
Pinch-Hit Home Runs: 3, April 21, 2019 vs. Los Angeles-NL (Kenley Jansen); April 5 2019 vs. Chicago-NL (Brandon Kintzler); July 8, 2018 vs. Atlanta (Evan Phillips)
Inside-The-Park Home Runs: None
Lead Off Home Runs: 1, June 17, 2018 vs. Philadelphia (Aaron Nola)

**OUTFIELDER****Height/Weight:** 6-4 / 211**Birthdate:** October 8, 1994**Birthplace/Resides:** Colleyville, Texas / Colleyville, Texas**Major League Service:** None**Obtained:** Acquired from the Los Angeles Dodgers with Adam Kolarik for Sheldon Neuse and Gus Varland, February 12, 2021**Contract Status:** First year of a one-year contract through 2022
 [Updated Stats](#)
Bats/Throws: Left / Right**Opening Day Age:** 27**CAREER HIGHLIGHTS**

Is a .259 career hitter with 99 home runs and 330 RBI in five seasons in the minors...also has 100 doubles and 25 triples for a .497 slugging percentage...has started 185 games in right field, 155 in center field and 93 in left field...spent his first four seasons in the Los Angeles Dodgers farm system before he was traded to the A's prior to the start of Spring Training in 2021...named to the California League Postseason All-Star team in 2018...played for Glendale in the Arizona Fall League in 2018...was originally drafted by the Yankees in the 30th round in 2013 but attended the University of Oklahoma where he also played quarterback on the football team...was a 13th round selection of the Dodgers in 2016.

2021 HIGHLIGHTS

- Batted .289 with 18 home runs and 52 RBI in just 59 games at Triple-A Las Vegas in his first season in the A's organization...added 20 doubles and four triples for a .665 slugging percentage.
- His slugging percentage was a career high as was his 1.028 OPS...the home runs were the fewest of his career and his games played matched his fewest from 2016.
- Ranked third in the A's farm system in extra base hits (42), fifth in home runs and tied for sixth in triples.
- Played his final game on July 25...at the time, he was leading the Triple-A West in extra base hits, ranked second in slugging and OPS, tied for second in triples, third in RBI and total bases (145), tied for third in home runs and fifth in doubles.
- Was eventually placed on the injured list Aug. 20 with a strained right achilles.
- Hit .308 (20-for-65) with a 1.074 OPS against left-handed pitchers, .281 (43-for-153) with a 1.009 OPS against right-handers.
- Batted .328 with runners in scoring position.
- Had a .479 batting average and 1.728 OPS when ahead in the count.
- Hit .440 in the fifth inning.
- Started 23 games in left field, 22 in center field, seven in right field and four at designated hitter...had three assists in 52 games overall in the outfield and also committed two errors (.979 fielding percentage).
- Connected for 10 of his 18 home runs as a left fielder.
- Hit in every spot in the order except second...saw his most action with 11 games in both the seventh and eighth spot.
- **DAY-BY-DAY:** Got off to a slow start as he was 7-for-40 (.175) with a home run and two RBI over his first 13 games through May 30...ended that stretch by going 1-for-5 with a career-high tying four strikeouts on May 30 at Sacramento...however, that game also started a season-best seven-game hitting streak from May 30-June 6 (10-for-25 .400)...had his first of four two-homer games on June 12 against Reno (also June 22 vs. Tacoma, July 9 at Reno, July 15 vs. El Paso)...now has 11 in his career...reached base safely in 20 consecutive games from June 19-July 12...hit .313 with 11 home runs, 32 RBI and a .386 on-base percentage during the streak...homered in three straight games from June 20-22 (four home runs total)...was named Triple-A West Player of the Month for June after hitting .313 with 11 home runs and 28 RBI in 25 games...led the league in extra base hits (19) and total bases (74) in the month, tied for the lead in home runs and RBI, ranked second in runs (24), third in slugging (.747) and fifth

in OPS (1.124) and hits (31)...then hit .311 with five home runs, 20 RBI and a 1.112 OPS in 20 games in July...equaled his season high with a seven-game hitting streak from July 3-11...had an extra base hit in each game and went 15-for-33 (.455) with seven doubles, one triple, three home runs, 14 RBI and six multiple hit games during the streak...was named Triple-A West Player of the Week for the week of July 5-11...matched his career high with two doubles July 6 against Sacramento...fell a single short of the cycle on July 9 at Reno when he went 4-for-5 with a double, triple, two home runs and four RBI...the four hits matched his career high and the four RBI matched his season high (June 12 vs. Reno)...had two hits on July 11 at Reno to lift his average to a season-high .304...then went 8-for-37 (.216) over his final 11 games...went 1-for-3 with a triple in his final game on July 25 at Salt Lake...was placed on the injured list Aug. 20 with a strained right achilles and missed the remainder of the season.

CAREER

2020—Was a non-roster invitee with Los Angeles (NL) and hit .318 with five home runs and 11 RBI in 12 games...tied for second in the Cactus League in home runs and tied for eighth in RBI...was added to the Dodgers 60-man player pool June 29 but did not play in 2020.

2019—Spent the entire season in Double-A Tulsa, slashing .236/.308/.443 across a team leading 130 games, the second most games played in the Texas League...named to the TL Midseason All-Star Team...throughout the month of May, slashed .337/.402/.519 across 28 games, tallying 20 RBI on five doubles, a triple and four home runs...tallied a 10-game hitting streak from May 10-18, going 19-for-40 (.475) while batting in 10 runs on three homers, three doubles and a triple...tallied seven multi-hit games during the same streak...went 4-for-4 on April 17, homering three different times to tally five RBI in a 10-7 victory over Springfield...in day games, went 25-for-82 (.305) while adding up six extra-base hits, seven homers and 21 RBI...paced the Texas league with his 23 home runs, a career-high...ranked in the top three on Tulsa in home runs, batting average (3rd), RBI (1st, 76), on-base percentage (3rd), slugging percentage (2nd), walks (3rd, 46) and total bases (1st, 210)...went 9-for-38 (.237) with two home runs and eight RBI in 10 postseason games.

2018—Played the entire season at Single-A Rancho Cucamonga, recording a slash line of .285/.355/.497 while crushing 19 long balls, 35 doubles and seven triples to total 87 RBI across 127 games, the fourth most in the league...named an MiLB.com Organizational All-Star after tallying career highs in doubles, triples, RBI and walks (48)...was also named to the California League Postseason All-Star Team...was honored as CL Player of the Week for the week of July 29 and Sept. 3...from July 22-29, went 10-for-32 (.313), with four home runs and 15 RBI...from Aug. 26-Sept. 3, went 15-for-36 (.417) with six doubles, two homers and 12 RBI...had three walks, two grand slams and 16 RBI with the bases loaded...tallied an 11-game hitting streak from June 21-July 1, going 16-for-44 (.364) with 11 runs six home runs and 13 RBI...hit .333 with three doubles, a triple, two home runs and seven RBI in seven postseason games...following the season, hit .161 with four RBI in 18 games for Glendale in the Arizona Fall League.

2017—Spent the entire season with Single-A Great Lakes, finishing with a slash line of .222/.293/.409 across 121 games...boasted a solid June, slashing .306/.355/.541 across 22 games...added four home runs, 18 RBI and five walks to his stat sheet...paced the team and ranked fifth in the league with 20 homers...ranked in the top three on the team in runs (2nd, 59), batting average (2nd), OBP (2nd), total bases (1st, 188) and RBI (1st, 65)...tallied a 13-game hitting streak from May 15-30, going 18-for-58 (.310) with four homers and eight RBI.

2016—In his first professional season, split his time between the AZL Dodgers and the Ogden Dodgers, slashing .297/.382/.621 across 59 games...added 19 home runs and 50 RBI...awarded the MiLB Joe Bauman Home Run Award for a Short Season...played a total of 150.0 innings in the outfield and had a .957 fielding percentage while tallying 21 putouts and an assist...went 5-for-14 (.357) with three doubles in three postseason games for Ogden.

PERSONAL/MISCELLANEOUS

Cody Ryan Thomas...attended Colleyville Heritage High School (Tex.)...played football, throwing for a combined 83 touchdowns in his junior and senior seasons and was rated as a four-star

recruit...was drafted by the Yankees but did not sign and attended the University of Oklahoma... played both baseball and football for the Sooners.

LIFETIME PLAYING RECORD

Year	Club	AVG.	G	AB	R	H	2B	3B	HR	RBI	SH	SF	HP	BB	SO	SB	CS	OBP	SLG	E
2016	GCL Dodgers	.500	7	22	10	11	1	1	3	6	0	1	2	3	3	1	0	.571	1.045	0
	Ogden	.276	52	210	41	58	9	3	16	0	1	0	10	18	84	9	3	.360	.576	3
2017	Great Lakes	.222	121	460	59	102	18	4	20	65	0	4	5	43	150	6	7	.293	.409	2
2018	Rancho Cucamonga	.285	127	499	82	142	35	7	19	87	0	3	8	48	163	5	2	.355	.497	5
2019	Tulsa	.236	130	474	77	112	17	6	23	76	0	6	6	46	144	5	3	.308	.443	2
2020		(Minor League Season Canceled — Did Not Play)																		
2021	Las Vegas	.289	59	218	46	63	20	4	18	52	0	1	1	25	78	0	0	.363	.665	2
Minor League Totals		.259	496	1883	315	488	100	25	99	330	0	16	32	183	622	26	15	.333	.497	14


CAREER TRANSACTIONS

2013 — Selected by the New York Yankees in the 30th round of the First-Year Player Draft; did not sign. **2016** — Selected by the Los Angeles Dodgers in the 13th round of the First-Year Player Draft. **2021** — Traded to the Oakland Athletics with pitcher Adam Kolarek for infielder Sheldon Neuse and minor league pitcher Gus Varland, February 12.

HOW THE A'S WERE BUILT

June 4, 2012	Matt Olson selected as a compensation pick following the 1st round of the First-Year Player Draft
July 3, 2012	Luis Barrera signed as a non-drafted free agent
June 6, 2013	Chad Pinder selected in the Competitive Balance Round B of the First-Year Player Draft
June 8, 2013	Lou Trivino selected in the 11th round of the First-Year Player Draft
June 5, 2014	Matt Chapman selected in the 1st round of the First-Year Player Draft
Dec. 9, 2014	Chris Bassitt acquired with Josh Phegley, Rangel Ravelo and Marcus Semien from Chicago (AL) for Jeff Samardzija and Michael Ynoa
March 24, 2015	Wandisson Charles signed as a non-drafted free agent
June 10, 2015	Seth Brown selected in the 19th round of the First-Year Player Draft
July 28, 2015	Sean Manaea acquired from Kansas City with Aaron Brooks for Ben Zobrist and cash considerations
June 9, 2016	A.J. Puk selected in the 1st round of the First-Year Player Draft
June 9, 2016	Daulton Jefferies selected in Competitive Balance Round A of the First-Year Player Draft
June 10, 2016	Sean Murphy selected in the 3rd round of the First-Year Player Draft
Aug. 1, 2016	Grant Holmes and Frankie Montas acquired with Jharel Cotton from Los Angeles (NL) for Rich Hill and Josh Reddick
Aug. 13, 2016	Jordan Díaz signed as a non-drafted free agent
Nov. 12, 2016	Paul Blackburn acquired from the Seattle Mariners for Danny Valencia
Feb. 1, 2017	Miguel Romero signed as a non-drafted free agent
June 13, 2017	Nick Allen selected in the 3rd round of the First-Year Player Draft
July 17, 2017	Jorge Juan signed as a non-drafted free agent
July 31, 2017	James Kaprielian acquired from the New York Yankees with Dustin Fowler and Jorge Mateo for Sonny Gray and \$1.5 million international bonus slot cash
Nov. 20, 2017	Ramon Laureano acquired from the Houston Astros for Brandon Bailey
Dec. 14, 2017	Stephen Piscotty acquired from the St. Louis Cardinals for Yairo Muñoz and Max Schrock
June 6, 2018	Jonah Bride selected in the 23rd round of the First-Year Player Draft
Dec. 2, 2019	Austin Allen and a player to be named later (minor leaguer Buddy Reed on Dec. 12) acquired from San Diego for Jurickson Profar
Dec. 12, 2019	Vimael Machin acquired from the Philadelphia Phillies in exchange for cash considerations
Jan 13, 2020	Tony Kemp acquired from the Chicago Cubs for minor leaguer Alfonso Rivas
Nov. 12, 2020	Domingo Acevedo signed to a minor league contract
Jan. 28, 2021	Deolis Guerra signed to a minor league contract
Jan. 30, 2021	Cole Irvin acquired from the Philadelphia Phillies for cash considerations
May 5, 2021	Skye Bolt acquired from the San Francisco Giants for cash
Feb. 6, 2021	Elvis Andrus acquired from the Texas Rangers with Aramis Garcia and cash for Khris Davis, Jonah Heim and Dane Acker
Feb. 12, 2021	Adam Kolarek and Cody Thomas acquired from the Los Angeles Dodgers for Sheldon Neuse and Gus Varland
July 2, 2021	Sam Moll acquired from the Arizona Diamondbacks for cash
Nov. 19, 2021	Brent Honeywell Jr. acquired from the Tampa Bay Rays for cash

through Feb. 28, 2022

RIGHT-HANDED PITCHER**Height/Weight:** 6-5 / 235**Bats/Throws:** Right / Right**Birthdate:** October 1, 1991**Opening Day Age:** 30**Birthplace/Resides:** Sellersville, Pennsylvania / Palm Beach Gardens, Florida**Major League Service:** 3 years, 163 days**Obtained:** Selected in the 11th round of the 2013 First-Year Player Draft**Contract Status:** First year of a one-year contract through 2022 [Updated Stats](#)**CAREER HIGHLIGHTS**

Was the A's 11th round draft pick in 2013 and is 19-17 with 26 saves and a 3.70 ERA in 221 appearances over four seasons with Oakland...saved a team-leading 22 games in his first season as closer in 2021...made his Major League debut in 2018 when he tied for the lead among American League rookies in saves (4) and ranked second in games pitched (69)...is 30-27 with nine saves and a 3.93 ERA (185 er in 423.2 ip) in 170 games, including 45 starts, in six seasons in the minors...has allowed just 18 home runs (0.38 per nine innings).

2021 HIGHLIGHTS

- Saved a team-leading 22 games in his first season as closer and was 7-8 with a 3.18 ERA and .216 opponents batting average in 71 relief appearances.
- Had career highs in games, saves, losses, walks (34) and hit by pitches (4) and matched his high in wild pitches (7)...his 73.2 innings pitched were one-third of an inning short of his best from his rookie season of 2018 (74.0).
- Allowed just five home runs and had a career-low .310 opponents slugging percentage.
- Struck out 67 batters and averaged a career-low 8.19 strikeouts per nine innings.
- Converted 22-of-26 (84.6%) save opportunities, which was the sixth best percentage in the American League...ranked eighth in saves.
- Placed fifth among AL relievers in innings pitched, tied for eighth in games and wins and ninth in opponents slugging...his eight losses tied for the most in the AL and tied for third most in the majors.
- Held right-handed hitters to a .171 (27-for-158) batting average and .493 OPS while left-handers hit .282 (31-for-110) with an .806 OPS...his career splits are .196 with a .582 OPS against righties, .255 with a .751 OPS against lefties.
- Allowed a .169 batting average with runners in scoring position
- Had a 1.84 ERA, .197 opponents batting average and .580 OPS in 42 appearances at the All-Star Break...then compiled a 5.16 ERA, .241 opponents average and .678 OPS in 29 games after the break...now has a 2.45 ERA and .606 OPS in 118 career appearances before the ASB compared to a 5.67 ERA and .751 OPS in 83 outings after the break.
- First batters faced were 13-for-64 (.203) with six walks and a hit by pitch (.282 on-base percentage)...had 23 first batter strikeouts, which tied for eighth most in the AL.
- Allowed just 2-of-16 (12.5%) inherited runners to score.
- Had a 3.71 ERA and converted 10-of-13 (76.9%) save opportunities in 42 games on one day of rest or fewer...logged a 2.48 ERA and was 12-for-13 (92.3%) when pitching on two days rest or more.
- Was 11-for-12 in save chances on the road, stranded all eight of his inherited runners and had a 2.55 ERA in 35 appearances.
- Allowed all five of his home runs in 38.1 innings pitched at home...had yielded just four home runs in 75.0 innings in the Coliseum entering the season.
- Compiled a 2.23 ERA in 30 day games, a 3.92 ERA in 41 night games...now has a 2.89 career ERA during the day and 4.35 at night.
- Had a 1.94 ERA in the ninth inning...logged an 8.56 ERA in the eighth inning but stranded all 10 of his inherited runners.
- Allowed a .116 batting average with two strikes and has a .126 mark in his career.

- The opponent's number eight hitter was 0-for-29 against him.
- Opponents hit .042 off his curveball, which was second lowest in the majors among pitchers with at least 100 curveballs in play...allowed a .132 average on his change-up, which was fifth lowest in the AL (min. 100 change-ups).
- **DAY-BY-DAY:** Did not allow a run in nine of his first 10 appearances (0.79 ERA) and opponents were 4-for-36 (.111) over that span...tossed a season-high 2.2 innings in his second outing on April 3 against Houston...allowed both of his inherited runners to score in that game but then stranded each of his final 14 inherited runners...had a 10.2-inning scoreless streak from April 3 to 21...converted each of his first five save opportunities and had a 1.59 ERA over his first 15 appearances through May 3...then allowed a career-high-tying five runs May 5 against Toronto for his first blown save...did not allow an earned run over his next 20 games from May 8 to June 27 for a streak of 20.0 innings without an earned run...yielded two unearned runs for the blown save and loss on May 31 at Seattle but then had a season-high 11.2-inning scoreless streak from June 5 to 27...was a perfect 14-for-14 in save opportunities over a 31-game stretch from June 5 to Aug. 20...had a 0.84 ERA, .188 opponents batting average and .504 OPS over that span while stranding all seven of his inherited runners...surrendered a solo home run to Joey Gallo on June 30 against Texas to snap a 30.1-inning scoreless streak in the ninth inning...it was the first time he allowed a run in the ninth since Aug. 26, 2019 at Kansas City...was named AL Relief Pitcher of the Month for June...converted all six of his save opportunities and allowed just one run in 12.2 innings for a 0.71 ERA (10 h, 3 bb, 11 so)...then logged a 1.59 ERA and .158 opponents batting average in 10 games in July while going 4-for-4 in saves...had his first career two-inning save on July 19 against Los Angeles (AL)...made his 200th career appearance on Aug. 8 against Texas and tossed a scoreless ninth inning for the save...had a 1.72 ERA, .192 opponents batting average and .555 OPS while converting 21-of-23 (91.3%) save opportunities over his first 55 games through Aug. 20...then blew the save in back-to-back outings on Aug. 21 against San Francisco and Aug. 23 against Seattle and took the loss in three straight appearances from Aug. 21-26...allowed 13 runs in 3.2 innings over a five-game stretch from Aug. 21-Sept. 4...was 0-3 with two blown saves, a 31.91 ERA and 1.449 opponents OPS over that stretch...allowed a career-high tying four hits Aug. 23 against Seattle...did not yield a run in nine of his final 11 appearances beginning Sept. 10...had a 1.46 ERA over that span and was 2-1 while converting his only save opportunity...struck out a career-high five batters on a season-high 39 pitches in 2.0 innings on Sept. 15 at Kansas City...tossed 1.1 inning for the save on Oct. 1 at Houston, his fourth career save of more than one inning.

CAREER

2020—Compiled a 3.86 ERA in 20 relief appearances and held the opposition to a career-low .193 batting average...issued 10 walks in 23.1 innings for a career-low .280 on-base percentage...struck out 26 for a career-best 10.03 strikeouts per nine innings...surrendered five runs over his first four games (9.00 ERA), no runs over a 10-game stretch from Aug. 11 to Sept. 12 (12.2 ip) and five runs over his final six games (7.94 ERA)...his opponents batting average broke down to .163 against right-handed hitters compared to .235 against left-handers...allowed four of his five extra base hits to lefties but issued seven of his 10 walks to righties...had a .492 OPS against righties, .768 against lefties...yielded a .125 average with the bases empty, a .286 average and all three of his home runs with runners on base...opponents hit .313 with runners in scoring position...allowed 4-of-8 (50.0%) inherited runners to score...first batters faced were 4-for-17 (.235) with three walks (.350 on-base percentage)...had a .232 average over his first 15 pitches in a game, .111 after that...held the opposition to a .103 average with two strikes...did not allow a hit to the opponent's number six hitter (0-for-11)...compiled a 6.75 ERA and yielded one home run in nine appearances in Oakland, a 2.35 ERA with two home runs in 11 outings on the road...had a 6.75 ERA in six outings on no days rest, a 3.00 ERA in his other 14 appearances...posted a 3.00 ERA and .118 opponents batting average in 13 outings against the American League West, a 5.40 ERA and .313 opponents average in seven games against the National League West...tossed at least one inning in 18 of his 20 appearances, including two or more four times...did not allow a run over a 10-game stretch from Aug. 11 to Sept. 12 (12.2 ip)...opponents were 6-for-43 (.140) over that stretch...marched his career high with 49 pitches in a season-high 2.1 scoreless innings Aug. 18 at Arizona but allowed all three of his inherited runners to score...compiled a 1.35 ERA and .167 opponents batting average in nine appearances in August...struck out 16 in 13.1 innings...then logged a 5.63 ERA in nine games in September...held the opposition to a .192 average but walked

five batters in 8.0 innings...retired the side on three pitches in the ninth inning on Sept. 7 against Houston to become the first A's pitcher to face at least three batters in an inning and toss just three pitches since Bobby Cramer on Sept. 24, 2010 vs. Texas in the sixth inning...allowed a two-run home run to Mathis Sept. 13 at Texas to snap his scoreless streak at 13.2 innings...made four post-season appearances and had a 3.38 ERA and .111 opponents batting average...pitched once in the ALWCS against Chicago in Game 3 (0.2 ip, 1 hb)...worked in three of the four ALDS games against Houston (2.0 ip, 1 h, 1 r, 1 er, 1 bb, 2 so).

2019—Was 4-6 with a 5.25 ERA and .265 opponents batting average in 61 relief appearances in his second season in the majors after going 8-3 with a 2.92 ERA and .201 opponents average in 69 games as a rookie in 2018...struck out 57 in 60.0 innings after fanning 82 in 74.0 innings in 2018...his ERA ranked fifth highest among American League relievers...posted a 1.45 ERA and .164 opponents batting average over his first 17 games through May 11...then compiled a 6.97 ERA and .302 opponents average over his final 44 appearances beginning May 13...his opponents batting average broke down to .263 against right-handed hitters compared to .267 against left-handers...had a .310 average and five of his seven home runs with the bases empty, .222 with runners on...allowed 11-of-31 (35.5%) inherited runners to score...first batters were 15-for-55 (.273) with five walks and a hit by pitch (.344 on-base percentage)...was charged with five blown saves...allowed just one home run in 32.1 innings at home...allowed just one run in the seventh inning for a 0.55 ERA...yielded a Major League-leading eight runs in extra innings, which matches the most by an Oakland pitcher since at least 1973 (Ben Callahan, 1983; Billy Koch, 2002; Brian Fuentes, 2011)...opponents were 9-for-12 (75.0%) in stolen base attempts and the steals tied for fifth most among AL relievers...made his first Opening Day roster and pitched in each of the A's first four games...joined Dennis Eckersley (1992) as the only pitchers in Oakland history to appear in each of the first four games of a season...did not allow a run in 14 of his first 15 appearances for a 1.13 ERA and .135 opponents batting average through May 8...began the season with a 7.2-inning scoreless streak, allowed two runs on April 7 at Houston and then had a season-high 8.0-inning scoreless streak from April 9 to May 8...had a 2.35 ERA in seven games in April...walked a career-high three batters May 20 at Cleveland...was charged with the loss in four consecutive appearances from May 29 to June 5, which matched the longest such streak by a reliever in Oakland history (Brian Fuentes, May 18-23, 2011)...began the streak by allowing a career-high five runs and a career-high tying three walks in 1.0 innings against Los Angeles (AL)...made his 100th career appearance June 9 at Texas when he allowed three runs on a career-high tying four hits in 0.2 innings...had a 1.86 ERA over an 11-game span from June 11 to July 16...matched his career high by walking three batters July 31 against Milwaukee...tossed a career-high tying 3.0 scoreless innings Aug. 16 against Houston...appeared in just five games in September and none after Sept. 14...was not on the roster for the AL Wild Card game against Tampa Bay.

2018—Pitched in 69 games in his Major League debut and went 8-3 with four saves, a 2.92 ERA and .201 opponents batting average over two stints with the A's...fell two short of the Oakland rookie record of 71 games pitched set by Aaron Small in 1997 and matched by Ryan Cook in 2012...tied for the lead among American League rookies in saves, ranked second in games pitched, fifth in wins and seventh in strikeouts (82)...averaged 9.97 strikeouts per nine innings...tied for third among all AL relievers in wins...had a 1.16 ERA, a .161 opponents batting average, .480 OPS and three home runs in 54.1 innings over his first 45 games through Aug. 5...then compiled a 7.78 ERA, .295 opponents batting average and .895 OPS while allowing five home runs in 19.2 innings over his final 23 contests...his .201 opponents batting average included a mark of .182 against right-handed hitters compared to .223 against left-handers...held opponents to a .184 batting average with two outs and .126 with two strikes...walked just one batter to lead off an inning...posted a 1.10 ERA on 16 appearances with no days rest...was 5-0 with a 0.87 ERA in 29 day games...was 7-0 with a 1.71 ERA and .171 opponents average in 39 games against non AL West teams...did not allow a run in the ninth inning (10.2 ip) or extra innings (4.0)...allowed 13-of-38 (34.2%) inherited runners to score...the inherited runners tied for 10th most in the AL...first batters faced hit .270 but he walked just four (.313 on-base percentage)...posted a 1.46 ERA and .122 opponents batting average in 10 interleague games...began the season at Triple-A Nashville and had not allowed a run in three games (4.1 ip) when he was recalled by Oakland April 17...made his Major League debut that night against Chicago (AL) with a scoreless ninth inning (2 h, 1 bb, 2 so)...struck out Narváez for his first strikeout...recorded his first win the next day against

the White Sox, tossing the final three innings of the A's 12-11, 14-inning win (2 h, 4 so)...the 3.0 innings are a career high...was optioned to Nashville April 19, pitched once on the 23rd at Omaha and returned to Oakland for good April 24...had a 1.29 ERA over his first five games through May 1...then had a nine-game, 10.1-inning scoreless streak from May 3 to 22, dropping his overall ERA to a season-low 0.52...went 4-0 with all four of his saves, a 0.38 ERA and .092 opponents batting average over an 18-game stretch from June 7 to July 21, allowing just one run in 23.2 innings...was credited with his first save June 8 against Kansas City...picked up the win in three consecutive outings from June 19 to 25 to become the first A's reliever to win three consecutive games since Billy Koch (Sept. 1-4, 2002)...had a career-high 15.1-inning scoreless streak from June 25 to July 21...opponents went 4-for-46 (.087) with six walks and 17 strikeouts during the streak...went 4-1 with three saves, a 2.45 ERA and .102 opponents batting average in 12 games in June...tied for the American League lead in June wins and became the first A's reliever to win four games in a month since Billy Koch had five in September of 2002...then posted a 0.57 ERA and .118 opponents batting average in 13 appearances in July...pitched in 16 games in August, which were the most by an A's pitcher in August since Mike Mohler also had 16 in 1997...made his first career start Sept. 28 at Los Angeles (AL) as the A's opener and retired the side in order...relieved Hendriks to start the second inning in the Wild Card game at New York on Oct. 3 with the A's trailing 2-0 and tossed 3.0 scoreless innings (1 h, 1 bb, 4 so)...allowed a leadoff single to Gregorius and then walked Andújar before retiring each of the final eight batters he faced, four by strikeout...the strikeouts were the most by an A's reliever in a postseason game since Jim Mecir had four in 2.0 innings in Game 5 of the 2001 ALDS against New York.

2017—Began the season at Double-A Midland and was 7-1 with a save and a 2.43 ERA in 23 relief appearances when he was promoted to Triple-A Nashville June 20...went 1-2 with four saves and a 3.60 ERA in 25 games with the Sounds...combined for an 8-3 record, five saves and a 3.03 ERA in 48 relief outings overall...did not allow a home run in 68.1 innings...allowed a .245 batting average, including .216 against right-handed hitters...allowed a .147 average with runners in scoring position and two outs...allowed 8-of-20 (40.0%) inherited runners to score...tossed at least one inning in 46 of his 48 appearances, including two or more 14 times...started the year at Midland and finished April 2-0 with a 0.84 ERA and .139 opponents batting average in seven games...then went 3-0 with a 1.98 ERA in 10 contests in May...was 4-0 with a 0.61 ERA over his first 10 games through May 11 and did not allow a run in nine of those games...was promoted to Nashville June 20...tossed a season-high 3.0 scoreless innings July 19 at Iowa to begin a season-ending stretch where he allowed just four runs (three earned) over his final 17 games (1.23 ERA, .200 opponents average)...posted a 1.46 ERA and .186 opponents batting average in 10 games in August.

2016—Pitched exclusively in relief for the first time in his career and combined for a 2-4 record, three saves, a 2.85 ERA and .230 opponents batting average in 45 relief appearances with Single-A Stockton and Double-A Midland...yielded just one home run in 60.0 innings...struck out 61, the first time in his career he finished with more strikeouts than innings pitched...opponents were 4-for-34 (.118) with runners in scoring position and two outs...allowed 10-of-24 (41.7%) inherited runners to score...began the year at Stockton and did not surrender a home run in 41.2 innings...compiled a 1.01 ERA over a 22-game stretch from May 1 to July 5...recorded the first save of his career May 1 against Modesto...compiled a 0.71 ERA in 10 games in May and then logged a 1.64 ERA and .105 opponents batting average in 10 games in June...was transferred to Midland July 20 and went 1-1 with a save and a 2.45 ERA in 12 games at Double-A...made two postseason appearances for the Texas League Champion RockHounds (3.1 ip, 3 h, 3 r, 3 er, 3 bb, 3 so, 8.10 ERA).

2015—Spent the entire season at Single-A Stockton and went 10-5 with a 3.91 ERA and .216 opponents batting average in 32 games, including nine starts...the wins tied for the California League lead and tied for third in the A's farm system...yielded just five home runs, an average of 0.50 per nine innings...each of his first nine appearances were starts...was moved to the bullpen June 2...allowed 1-of-12 (8.3%) inherited runners to score...held the opposition to a .151 average with runners in scoring position...was 5-1 with a 2.17 ERA in 19 appearances in the second half...went 4-1 with a 1.94 ERA and .196 opponents average in 14 games on the road...had a loss in two postseason appearances for the Ports (3.0 ip, 3 h, 2 r, 2 er, 4 so, 6.00 ERA).

2014—Went 7-11 with a 5.28 ERA and .290 opponents batting average in 27 games, including 26 starts, for Single-A Beloit...led the Midwest League in runs (93) and earned runs (82) and ranked fourth in innings pitched (139.2)...ranked seventh among A's farmhands in innings pitched and eighth in strikeouts (95)...combined on a six-hit shutout April 26 against Burlington (6.0 ip, 6 h)...combined on a two-hit shutout and tossed a season-high 7.0 innings July 20 against Bowling Green...made his only relief appearance in his final outing of the season.

2013—Made his professional debut with Vermont of the Short Season Single-A New York-Penn League and went 3-4 with a 3.12 ERA and .231 opponents batting average in 14 games, including 10 starts...surrendered just two home runs in 60.2 innings...made his professional debut in relief on June 23 against Lowell (2.0 ip, 1 h, 1 so)...made his first start July 15 at Mahoning Valley, a no decision (5.0 ip, 5 h, 1 r, 1 er, 6 so)...earned his first win July 26 against Tri-City, a 5-3 Lake Monsters victory (6.1 ip, 5 h, 1 r, 1 er, 2 bb, 7 so).

PERSONAL/MISCELLANEOUS

Louis Albert Trivino was originally signed by A's scout Matt Higginson...graduated from Upper Bucks Christian High School (PA)...attended Slippery Rock University...posted a career record of 19-8 with a 1.95 ERA in three seasons at Slippery Rock, including 14 complete games.

LIFETIME PITCHING RECORD

Year	Club	W	L	ERA	G	GS	CG	SHO	SV	IP	H	R	ER	HR	HB	BB	IBB	SO	WP	BK
2013	Vermont	3	4	3.12	14	10	0	0	0	60.2	53	31	21	2	8	20	0	47	2	0
2014	Beloit	7	11	5.28	27	26	0	0	0	139.2	160	93	82	10	10	43	2	95	12	0
2015	Stockton	10	5	3.91	32	9	0	0	0	89.2	70	45	39	5	1	44	1	78	11	2
2016	Stockton	1	3	3.02	33	0	0	0	2	41.2	38	19	14	0	6	18	1	49	7	0
	Midland	1	1	2.45	12	0	0	0	1	18.1	14	7	5	1	0	7	2	12	1	0
2017	Midland	7	1	2.43	23	0	0	0	1	33.1	31	9	9	0	1	10	0	34	0	1
	Nashville	1	2	3.60	25	0	0	0	4	35.0	33	15	14	0	1	11	2	31	4	1
2018	Nashville	0	0	1.69	4	0	0	0	1	5.1	2	1	1	0	0	1	0	10	0	0
	OAKLAND	8	3	2.92	69	1	0	0	4	74.0	53	24	24	8	2	31	4	82	4	1
2019	OAKLAND	4	6	5.25	61	0	0	0	0	60.0	61	40	35	7	3	31	2	57	7	0
2020	OAKLAND	0	0	3.86	20	0	0	0	0	23.1	16	10	10	3	0	10	0	26	1	0
2021	OAKLAND	7	8	3.18	71	0	0	0	22	73.2	58	32	26	5	4	34	2	67	7	0
Major League Totals		19	17	3.70	221	1	0	0	26	231.0	188	106	95	23	9	106	8	232	19	1

CAREER TRANSACTIONS

2013 — Selected by the Oakland Athletics in the 11th round of the First-Year Player Draft.

WILD CARD RECORD

Year	Club/Opp.	W	L	ERA	G	GS	CG	SHO	SV	IP	H	R	ER	HR	HB	BB	IBB	SO	WP	BK
2018	OAK vs. NYY	0	0	0.00	1	0	0	0	0	3.0	1	0	0	0	0	1	0	4	0	0
2020	OAK vs. CWS	0	0	0.00	1	0	0	0	0	0.2	0	0	0	0	1	0	0	0	0	0
Totals		0	0	0.00	2	0	0	0	0	3.2	1	0	0	0	1	1	0	4	0	0

DIVISION SERIES RECORD

Year	Club/Opp.	W	L	ERA	G	GS	CG	SHO	SV	IP	H	R	ER	HR	HB	BB	IBB	SO	WP	BK
2020	OAK vs. HOU	0	0	4.50	3	0	0	0	0	2.0	1	1	1	1	1	1	0	2	0	0

TRIVINO'S CAREER BESTS

Low Hit Complete Game: None

Innings Pitched: 3.0 (twice), last: August 16, 2019 vs. Houston. Note: Also pitched 3.0 innings in 2018 Wild Card game at New York (AL)

Strikeouts: 5, September 15, 2021 at Kansas City

Pitches: 49 (twice), last: August 18, 2020 at Arizona

Longest Winning Streak: 5, June 19 to July 25, 2018

Longest Losing Streak: 5, May 29 to June 16, 2019

Longest Scoreless Streak: 15.1, June 25 to July 21, 2018

CATCHER

Height/Weight: 6-0 / 215

Bats/Throws: Left / Right

Birthdate: November 1, 1984

Opening Day Age: 37

Birthplace/Resides: Visalia, California / Olympia, Washington

Major League Service: 8 years, 64 days

Obtained: Signed as a free agent, March 24, 2022

Contract Status: First year of a one-year contract through 2022

[@SVogt1229](#)[stephenvogt12](#)[Updated Stats](#)

CAREER HIGHLIGHTS

The two-time American League All-Star (2015-16) returns to Oakland where he hit .255 with 49 home runs and 198 RBI in 458 games with the A's from 2013-17...has also played for Tampa Bay (2012), Milwaukee (2017), San Francisco (2019), Arizona (2020-21) and Atlanta (2021) and is a .244 career hitter with 75 home runs and 290 RBI in 724 games in nine seasons in the majors...started all five games at catcher in the 2013 American League Division Series against Detroit...hit a walk-off single to win Game 2 of the ALDS...was named Rays Minor League Player of the Year in 2011 ...was named to the Pacific Coast League Postseason All-Star team in 2013 and the Florida State League Postseason All-Star Team in 2010...was originally drafted by the Rays in the 12th round of the 2007 First-Year Player Draft.

2021 HIGHLIGHTS

- Began the season with Arizona and was batting .212 with five home runs and 17 RBI in 52 games when he was traded to Atlanta on July 16...hit .167 with two home runs and eight RBI in 26 games with the Braves and combined for a .195 average, seven home runs and 25 RBI in 78 games overall.
- Added 26 walks for a .283 on-base percentage and had his most walks since 2016 with the A's (35)...averaged a career-high 4.26 pitches per plate appearance.
- Batted .293 (10-for-41) with a .773 OPS against left-handed pitchers compared to .172 (29-for-169) with a .577 OPS against right-handers.
- Hit .175 with the bases empty, .219 with runners on...had a .196 average with runners in scoring position.
- Four of his seven home runs and 10 of his 25 RBI gave his team the lead.
- Combined to bat .232 in his home ballparks...hit .165 on the road.
- Batted .254 with three home runs in 22 day games, .170 with four home runs in 56 night games.
- Hit .286 in seven interleague games, .185 against the National League.
- Started 57 games at catcher...tossed out 14-of-51 (27.5%) attempted base stealers...committed two errors for a .996 fielding percentage...also appeared in two games at first base.
- Was 4-for-14 (.286) with a double, two RBI and three walks as a pinch hitter.
- Started games in each of the bottom five spots in the order, including 29 in the eighth spot, 11 each batting sixth and seventh, five hitting fourth and one batting ninth.
- **DAY-BY-DAY:** Was the Diamondbacks Opening Day starter at catcher and went 1-for-4 with a home run...it was his fourth career Opening Day start, his first since 2017 with Oakland...is now 6-for-17 (.353) with three home runs and five RBI in five career games on Opening Day...drove in a season-high three run April 6 against Colorado...was 4-for-28 (.143) with two home runs and six RBI over his first 10 games through April 21...then hit safely in four straight games from April 22-May 2 (4-for-10, home run, four RBI), which was his longest hitting streak of the season...connected for three of his seven home runs in April...tripled off Daniel Bard in the eighth inning on May 2 against Colorado for his 500th career hit...went 1-for-16 over an eight-game stretch from May 17-27...then hit .310 over a 12-game span from May 29 to June 21...went 5-for-27 (.185) over his final 10 games before the All-Star Break...was traded to Atlanta for minor league infielder Mason Berne on July 16...made his Braves debut on July 18 against Tampa Bay and went 3-for-4 with a RBI, matching his career high for hits...hit .251

in 17 games in July with his two clubs, which was his best single month mark of 2021...then went 2-for-31 (.065) in August...had his fourth career two-homer game on Sept. 9 against Washington...it was his first since June 30, 2017 against Miami...it was his final game of the season as he was placed on the 10-day injured list the next day with an inflamed right hip.

CAREER

2020—Played in 26 games (20 starts as catcher) in his first season with Arizona...was one of 11 catchers with a 1.000 fielding percentage (min. 150.0 innings caught)...converted 51.7% of non-swing pitches into called strikes in the Shadow Zone (edges of strike zone), the 14th-best rate in the Majors (min. 500 pitches).

2019—Appeared in 99 games for the Giants, hitting .263 with 24 doubles, two triples, 10 home runs and 40 RBI...began the season with Triple-A Sacramento and had his contract selected by San Francisco on May 1...the Giants were 30-26 in his 56 starts (49 at catcher, 5 in left field and 2 as designated hitter)...hit .325 (13-for-40) in 43 games as a reserve...became the first backstop in Major League history to catch 13 different pitchers in a game on Sept. 17, 2019 against Boston (15.0 innings).

2018—Missed most of the season after undergoing right shoulder surgery in May...appeared in three games with Double-A Biloxi from May 2-5 before his season ended.

2017—Hit .233 with 12 home runs and 40 RBI in 99 combined games between Oakland and Milwaukee...opened the year with Oakland and appeared in 54 games for the A's while hitting .217 with four home runs and 20 RBI...was claimed off waivers by Milwaukee on June 25...the Brewers went 20-13 in his 33 starts behind the plate...had a 3.13 catcher's ERA with Milwaukee...turned in his third career multi-homer game with his two-homer performance in his home debut with Milwaukee on June 30 vs. Miami...connected on his first career pinch-hit home run on Aug. 23 at San Francisco, a solo homer off Sam Dyson...was on the 10-day injured list from July 18-Aug. 17 with a left knee sprain...suffered the injury while applying a tag at the plate on July 17 at Pittsburgh.

2016—Played in a career-high 137 games and hit .251 with 14 home runs and 56 RBI...also had career bests in at bats (490), hits (123), doubles (30) and extra base hits (46)...was named to his second consecutive American League All-Star team...made 109 of his 125 starts against right-handed pitchers...batted .264 with 13 of his 14 home runs against right-handers compared to .196 against left-handers...grounded into just six double plays and his average of 81.7 at bats per GDP was eighth best in the AL...batted .311 with a .508 slugging percentage when leading off an inning...appeared in 113 games (103 starts) at catcher, 23 games (22 starts) at designated hitter and one at first base...made 89 of his first 96 starts at catcher but 15 of his final 29 came as the DH...tossed out 13-of-64 (20.3%) attempted base stealers...had a ground ball to fly ball ratio of 0.73, which was the lowest in the AL and second lowest in the majors (Belt, SF 0.67)...his fly ball percentage of 42.8 was fourth highest in the AL...had arthroscopic surgery on his right elbow prior to the start of the season...the surgery was performed by Dr. Jon Dickinson at Presidio Surgical Center in San Francisco on Jan. 29 and involved a debridement of the elbow joint and the removal a bone chip...had an 11-game hitting streak from May 22 to June 5 (17-for-46, .370)...hit .336 with 12 doubles, two triples, four home runs and 18 RBI over a 34-game stretch from May 29 to July 19...was named to his second consecutive AL All-Star team but did not play in the game...is the first non-pitcher to be named to back-to-back All-Star games for the A's since Jason Giambi (2000-01)...joins Terry Steinbach (1988-89, 93) as the only Oakland catcher to be named to multiple All-Star Games...had a career-high tying five RBI Sept. 14 at Kansas City (third time, last: June 15, 2015 at San Diego).

2015—Was named to his first American League All-Star team...hit .261 with 18 home runs and 71 RBI in 136 games...led the A's with 56 walks and a .341 on-base percentage...started 89 games at catcher and 20 at first base...committed just three errors behind the plate for a .996 fielding percentage...tossed out 15-of-58 (25.9%) attempted base stealers...made 34 of his first 35 starts at catcher but just 55 of his last 80...hit .268 with 17 of his 18 home runs against right-handed pitching compared to .239 against left-handers...had a .316 average with runners in scoring position...batted .303 in the seventh inning or later, which ranked 10th in the AL...tied for the AL

lead in pinch walks (5)...had two grand slams, which tied for second in the AL...had the sixth highest line drive percentage (27.2%) and the seventh lowest percentage of swings at the first pitch (15.3%)...was the A's Opening Day starter at catcher and went 2-for-4 with a double, home run and three RBI...would go on to reach base safely in each of his first 34 home games, which was the longest such season-opening streak in Oakland history and the longest by an Athletic since Jimmie Foxx had a 36-game streak in 1933...had his first career two-homer game April 17 at Kansas City...reached base safely in a career-high 17 consecutive games from April 17 to May 5...went 20-for-51 (.392) with three doubles, six home runs, 19 RBI and 11 walks (1 sf, .492 on-base percentage) during the streak...batted .348 in April and followed that up by hitting .301 in May...had his second two-homer game of the season and his career May 3 at Texas...drove in four runs, which was a career high until the next day when he had five RBI at Minnesota...connected for his first career grand slam in that game against the Twins...hit his second grand slam of the season and had another five-RBI game June 15 at San Diego...was named to his first AL All-Star team...received the most votes among catchers in balloting by the players...caught the fifth, sixth and seventh innings in the All-Star Game at Cincinnati July 14 and struck out in his only at bat in the sixth...had his first career regular season walk-off hit July 18 against Minnesota...missed 12 games from Sept. 7 to 19 with a groin injury.

2014—Began the season at Triple-A Sacramento but was promoted to Oakland June 1 and spent the remainder of the season with the A's...batted .279 with nine home runs and 35 RBI in 84 games with Oakland...started games at five different positions, including 40 at first base, 13 in right field, eight at catcher, five at designated hitter and one in left field...made 61 of his 67 starts against right-handed pitching and batted .291 with eight of his nine home runs...committed two errors, both in his 47 games as a first baseman (.995 fielding percentage)...did not make an error in 15 games behind the plate and tossed out the only two baserunners attempting to steal off him...started in right field June 5 at New York (AL), his first career appearance in right field and his first career start in the outfield (had two games in left field in 2012)...stole the first base of his career June 30 at Detroit...was hitting .306 over his first 11 games through June 16...then batted .415 over a 21-game stretch from June 17 to July 11...became the first player in Oakland history to play catcher, first base and right field in the same game June 22 against Boston...it was his Major League debut at first base...had a career-high 12-game hitting streak from June 30 through July 12 (19-for-42, 452)...finished June with a .343 batting average and then hit .357 in July...made his final start of the season at catcher July 3 against Toronto...made 39 of his final 48 starts after that at first base (also five starts at designated hitter and four starts in right field)...sprained his left ankle Sept. 3 against Seattle and missed 11 games from Sept. 4 to 16...hit .364 with three home runs and 19 RBI in 21 games with the River Cats...added eight walks for a .412 on-base percentage and slugged .602...batted .413 against right-handed pitching and .400 with runners in scoring position...appeared in 19 games at catcher and one each in left field and at designated hitter...tossed out 10-of-23 (43.5%) attempted base stealers...was on the disabled list from April 9 to May 11 with a strained oblique muscle.

2013—Was acquired from Tampa Bay April 5 for cash considerations and spent most of the season at Triple-A Sacramento where he was named to the Pacific Coast League Postseason All-Star Team at catcher...also had two stints with the A's and batted .252 with four home runs and 16 RBI in 47 games...made 39 of his 40 starts against right-handed pitching...batted .357 on the road and .350 with runners in scoring position and two outs...appeared in 44 games, including 40 starts, at catcher and committed just one error for a .997 fielding percentage...tossed out 8-of-28 (28.6%) attempted base stealers...was recalled from Sacramento for his first stint June 25 and started each of the A's next three games at catcher...had a sacrifice fly in his first at bat as an Athletic June 25 against Cincinnati, his first career RBI...snapped a career-opening 0-for-32 streak with a home run in the fourth inning June 28 against St. Louis off Joe Kelly...the hitless streak was the second longest career-opening hitless streak by a non-pitcher since 1973 (Chris Carter, OAK; 33 in 2010)...was optioned to Sacramento July 4 but returned July 25 and spent the remainder of the season with the A's, batting .262 with three home runs and 14 RBI in 43 games...started all five games at catcher in the ALDS against Detroit and went 3-for-16 (.188) with seven strikeouts...one of the hits was a "walk-off" RBI single in the bottom of the ninth inning in Game 2, a 1-0 win...it was the eighth walk-off win in Athletics postseason history...according to the Elias Sports Bureau he is the first rookie with a game-ending RBI in the postseason since Jed Lowrie for

Boston in Game 4 of the 2008 ALDS...it was the first walk-off RBI in Major League postseason history by a rookie catcher...was assigned to Sacramento after being acquired from Tampa Bay and batted .324 with 13 home runs and 58 RBI in 75 games with the River Cats...his 38 walks fueled a .398 on-base percentage...tossed out 25-of-61 (41.0%) attempted base stealers...appeared exclusively at catcher on defense with 65 games...committed two errors for a .997 fielding percentage...went 5-for-6 with four runs scored, a triple, two home runs and six RBI April 14 at Reno...batted .438 in April, which was the best mark in all of the minor leagues...matched his season high in runs (4), hits (5), home runs (2) and RBI (6) July 19 at Salt Lake...was named PCL Player of the Week for the week of July 15 to 21 after going 11-for-18 (.611) with seven runs, two doubles, three home runs and 11 RBI in four games in the shortened week after the All-Star Break.

2012—Saw his first Major League action over three stints with the Rays and made the Opening Day roster...appeared in 18 games, including four starts (three at designated hitter, one at catcher)...also appeared in two games in left field...spent the remainder of the season with Triple-A Durham...went hitless in 25 at bats with the Rays, the longest hitless streak to start a major league career in franchise history...optioned to Durham April 20...joined the Rays again May 14 but was returned to Durham May 29...promoted again Sept. 5...threw out the only base runner who attempted to steal...named the winner of the 2012 Al Lopez Award as the Rays most outstanding rookie in spring...hit .272 with nine home runs and 43 RBI in 94 games for Durham...split time between catcher (37 games), left field (23), first base (16), right field (12) and designated hitter (12)...named Rays Minor League Hitter of the Month in June after hitting .364 with six doubles, five home runs, 19 RBI and 24 runs scored.

2011—Was named Rays Minor League Player of the Year...split the season between Double-A Montgomery and Triple-A Durham with a July 27 promotion...combined to bat .298 with 35 doubles, 17 home runs and 105 RBI...over 128 games, made appearances at catcher (50), left field (48), designated hitter (20), first base (13) and right field (2)...his 105 RBI led the Rays organization...opened the season with Montgomery and batted .301 with 13 home runs and 85 RBI in 97 games...was named Montgomery's MVP and a mid- and postseason All-Star in the Southern League...ranked sixth in the SL in RBI and ninth in batting and slugging (.487).

2010—Won the Florida State League batting crown with a .345 average at Single-A Charlotte...also led the FSL with a .511 slugging percentage and .910 OPS...named a FSL midseason and postseason All-Star...played in only 25 games over the first two months of the season but forced his way into the everyday lineup after batting .371 during that span...was named the Erik Walker Community Champion Award winner after the season.

2009—Was batting .171 in 10 games with Single-A Charlotte when he was placed on the disabled list April 26 with a strained right shoulder...missed the remainder of the season.

2008—Spent the entire season at Single-A Columbus where he batted .291 with six home runs and 54 RBI in 113 games...averaged 9.33 plate appearances per strikeout, which was the third best mark in the South Atlantic League...played outfield (67 games), catcher (17) and first base (16).

2007—Made his professional debut with Hudson Valley of the New York-Penn League and batted .300 with four home runs and 48 RBI in 70 games...ranked fifth in the NYPL in RBI...went 5-for-5 Aug. 7 against Batavia.

PERSONAL/MISCELLANEOUS

Stephen Guy Vogt was originally signed by Rays Scout Jake Wilson...is married, Alyssa...has a daughter, Payton, and two sons, Clark and Bennett...he and his wife are active supporters of the School of Imagination in Dublin, Calif., which works with autistic and special-needs children...helped raise more than \$90,000 for autism awareness at the school's first-ever All-Star Benefit in 2016...is a two-time winner of the Dave Stewart Community Service Award (2015-16) and a three-time winner of the Jim "Catfish" Hunter Award (2014-16)...was a First Team NAIA All-American (twice) and GSAC Player of the Year at Azusa Pacific University (Calif.)...hit .476 in his senior year and finished his college career with a .448 career mark...while sidelined with a shoulder inju-

ry at Single-A Charlotte in 2009, he served as a fill-in umpire during a doubleheader for the Stone Crabs at Charlotte Sports Park...the home plate umpire was forced from the game after being hit in the arm by a fastball, and he volunteered to be the base umpire and the two managers agreed.

LIFETIME PLAYING RECORD

Year	Club	AVG.	G	AB	R	H	2B	3B	HR	RBI	SH	SF	HP	BB	SO	SB	CS	SLG	OBP	E
2007	Hudson Valley	.300	70	240	40	72	8	0	4	48	1	7	0	31	31	6	1	.371	.383	1
2008	Columbus	.291	113	392	57	114	22	3	6	54	2	4	3	47	48	6	1	.368	.408	3
2009	Charlotte	.171	10	35	0	6	2	0	0	3	0	0	0	2	4	0	1	.216	.229	0
2010	Charlotte	.345	106	368	56	127	31	3	8	47	3	6	6	31	46	3	1	.399	.511	7
2011	Montgomery	.301	97	386	52	116	21	6	13	85	0	10	1	30	51	4	2	.344	.487	1
	Durham	.290	31	124	15	36	14	1	4	20	0	3	0	4	29	0	0	.305	.516	1
2012	TAMPA BAY	.000	18	25	0	0	0	0	0	0	0	0	0	2	2	0	0	.074	.000	0
	Durham	.272	94	349	48	95	18	4	9	43	2	2	1	42	61	1	0	.350	.424	1
2013	Sacramento	.324	75	296	56	96	21	3	13	58	1	3	0	38	45	0	1	.398	.547	2
	OAKLAND	.252	47	135	18	34	6	1	4	16	2	2	0	9	28	0	1	.295	.400	1
2014	Sacramento	.364	21	88	18	32	8	2	3	19	0	1	0	8	8	1	0	.412	.602	2
	OAKLAND	.279	84	269	26	75	10	2	9	35	0	1	1	16	39	1	0	.321	.431	2
2015	OAKLAND	.261	136	445	58	116	21	3	18	71	0	8	2	56	97	0	2	.341	.443	5
2016	OAKLAND	.251	137	490	54	123	30	2	14	56	0	3	4	35	83	0	0	.305	.406	7
2017	OAKLAND	.217	54	157	12	34	8	1	4	20	0	1	0	16	31	0	1	.287	.357	6
	MILWAUKEE	.254	45	122	13	31	7	0	8	20	1	1	0	5	25	0	0	.281	.508	3
	Wisconsin	.182	3	11	1	2	2	0	0	1	0	0	0	0	1	0	0	.182	.364	0
	Colorado Springs	.250	3	8	0	2	0	0	0	0	0	0	0	1	2	0	0	.333	.250	0
2018	Biloxi	.286	3	7	1	2	0	0	1	1	0	0	0	2	0	0	0	.444	.714	1
2019	Sacramento	.241	17	58	9	14	3	0	4	7	0	0	0	14	11	0	0	.389	.500	2
	SAN FRANCISCO	.263	99	255	30	67	24	2	10	40	0	4	1	20	66	3	1	.314	.490	1
2020	ARIZONA	.167	26	72	6	12	5	0	1	7	0	1	0	8	18	0	0	.247	.278	0
2021	ARIZONA	.212	52	132	17	28	6	1	5	17	1	0	0	18	36	0	0	.307	.386	2
	ATLANTA	.167	26	78	7	13	0	0	2	8	0	1	0	8	20	0	0	.241	.244	0
Major League Totals		.244	724	2180	241	533	117	12	75	290	4	22	8	193	445	4	5	.305	.412	27

CAREER TRANSACTIONS

2007 — Selected by the Tampa Bay Rays organization in the 12th round of the First-Year Player Draft. **2013** — Traded to the Oakland Athletics for cash considerations, April 5. **2016** — On family medical leave list, July 23 to 25. **2017** — Claimed off waivers by the Milwaukee Brewers, June 25. On the disabled list, July 18 to August 17; included rehabilitation assignments to Wisconsin, August 11 to 14, and Colorado Springs, August 15 to 17. **2018** — On the disabled list, March 26 to October 30, included rehabilitation assignment to Biloxi, May 2 to 5. Elected free agency, October 31. **2019** — Signed by the San Francisco Giants to a minor league contract, February 12. Elected free agency, October 31; signed by the Arizona Diamondbacks, November 27. **2021** — Traded to the Atlanta Braves for minor league infielder Mason Berne, July 16. On the injured list, September 10 to October 3. Elected free agency, November 7. **2022** — Signed by the Oakland Athletics, March 24.

WILD CARD RECORD

Year	Club/Opp.	AVG.	G	AB	R	H	2B	3B	HR	RBI	SH	SF	HP	BB	SO	SB	CS	SLG	OBP	E
2014	OAK vs. KC	.000	1	3	0	0	0	0	0	0	0	0	0	1	1	0	0	.000	.250	0

DIVISION SERIES RECORD

Year	Club/Opp.	AVG.	G	AB	R	H	2B	3B	HR	RBI	SH	SF	HP	BB	SO	SB	CS	SLG	OBP	E
2013	OAK vs. DET	.188	5	16	2	3	0	1	0	1	0	0	0	1	7	0	0	.313	.235	0

ALL-STAR GAME RECORD

Year	Club/Site	AVG.	G	AB	R	H	2B	3B	HR	RBI	SH	SF	HP	BB	SO	SB	CS	SLG	OBP	E
2015	A.L./Cin.	.000	1	1	0	0	0	0	0	0	0	0	0	0	1	0	0	.000	.000	0
2016	A.L./S.D.																			(Did not play)

VOGT'S CAREER BESTS

Hits: 3 (34 times), last: July 18, 2021 vs. Tampa Bay

Home Runs: 2 (four times), September 9, 2021 vs. Washington, June 30, 2017 vs. Miami, May 3, 2015 at Texas, April 17, 2015 at Kansas City

Runs Batted In: 5 (three times), September 15, 2016 at Kansas City, June 15, 2015 at San Diego, May 4, 2015 at Minnesota

Stolen Bases: 2, September 25, 2019 vs. Colorado

Hitting Streak: 12, June 30 to July 12, 2014

Hitless Streak (At Bats): 32, April 26, 2012 to June 28, 2013

Game Ending RBI: 1, July 18, 2015 vs. Minnesota (single). Note: Had game ending single in Game 2 of 2013 ALDS vs. Detroit

Grand Slams: 2, June 15, 2015 at San Diego (Cory Mazzoni); May 4, 2015 at Minnesota (Phil Hughes)

Pinch-Hit Home Runs: 2, July 30, 2019 at Philadelphia (Nick Pivetta); August 23, 2017 at San Francisco (Sam Dyson)

Inside-The-Park Home Runs: None

Lead Off Home Runs: None

ROSTER

MANAGER: 7 Mark Kotsay. **COACHES:** 18 Mike Aldrete, 16 Brad Ausmus, 51 Darren Bush, 41 Chris Cron, 14 Scott Emerson, 52 Tommy Everidge, 59 Marcus Jensen, 3 Eric Martins.

ATHLETIC TRAINERS: Nick Paparesta, Jeff Collins, Brian Schulman. **SPORT PERFORMANCE COACHES:** Josh Cluffe, Steve Candelaria. **MASSAGE THERAPIST:** Ozzie Lyles.

TRAVELING SECRETARY: Mickey Morabito. **DIRECTOR OF CLUBHOUSE & EQUIPMENT OPERATIONS:** Matt Weiss. **VIDEO COORDINATOR:** Adam Rhoden. **BULLPEN CATCHERS:** 90 Wilkin Castillo, 91 Dustin Hughes

NO	PITCHERS (18)	B	T	HT	WT	BORN	BIRTHPLACE	RESIDENCE	2021 CLUBS	W	L	ERA	G	GS	CG	SHO	SV	IP	H	R	ER	BB	SO	ML SERVICE	
68	Domingo Acevedo	R	R	6-7	250	3-6-94	Villa Los Almagos, DR	Villas Los Almagos, DR	Las Vegas	2	0	2.48	30	0	0	0	0	9	32.2	22	12	9	6	53	33 days
									OAKLAND									0	11.0	9	4	4	4	9	
40	Chris Bassitt	R	R	6-5	220	2-22-89	Toledo, OH	Washington, NC	OAKLAND	12	4	3.15	27	27	1	1	0	157.1	127	55	55	39	159	5 years, 130 days	
58	Paul Blackburn	R	R	6-1	195	12-4-93	Antioch, CA	Meridian, ID	Las Vegas	4	7	4.97	17	16	0	0	0	88.2	114	59	49	27	80	2 years, 18 days	
									OAKLAND	1	4	5.87	9	9	0	0	0	0	38.1	52	26	25	10	26	
63	Wandisson Charles	R	R	6-4	255	9-7-96	Bani, DR	Peravia, DR	Las Vegas										(injured — did not pitch)					None	
35	Dionis Guerra	R	R	6-5	255	4-17-89	San Felix, Venezuela	Winter Garden, FL	OAKLAND	4	1	4.11	53	0	0	0	0	65.2	53	34	30	20	62	3 years, 71 days	
50	Grant Holmes	L	R	6-0	225	3-22-96	Conway, SC	Conway, SC	Las Vegas	1	2	8.01	36	7	0	0	0	66.1	99	62	59	40	71	None	
45	Brent Honeywell	R	R	6-2	200	3-31-95	Augusta, GA	Cochran, GA	Durham	5	4	3.97	31	13	0	0	2	81.2	74	40	36	24	67	8 days	
									TAMPA BAY	0	0	8.31	3	2	0	0	0	4.1	5	4	4	3	4		
19	Cole Irvin	L	L	6-4	225	1-31-94	Anaheim, CA	Denver, NC	OAKLAND	10	15	4.24	32	32	0	0	0	178.1	195	94	84	42	125	1 year, 120 days	
66	Daulton Jefferies	L	R	6-0	200	8-2-95	Merced, CA	Atwater, CA	Las Vegas	5	1	4.91	15	15	0	0	0	77.0	90	44	42	11	68	48 days	
									OAKLAND	1	0	3.60	5	1	0	0	0	15.0	11	6	6	4	8		
74	Jorge Juan	R	R	6-8	250	3-6-99	Payita, DR	Payita, DR	Stockton	1	1	3.86	6	4	0	0	0	21.0	15	10	9	7	31	None	
									Lansing	0	2	11.12	2	2	0	0	0	5.2	7	7	6	9			
32	James Kaprielian	R	R	6-3	225	3-2-94	Laguna Hills, CA	Venice, CA	Las Vegas	0	1	3.86	1	1	0	0	0	4.2	8	2	2	1	5	1 year, 4 days	
									OAKLAND	8	5	4.07	24	21	0	0	0	119.1	105	55	54	41	123		
21	Adam Kolarek	L	L	6-3	215	1-14-89	Baltimore, MD	Odenton, MD	Las Vegas	1	0	6.75	37	0	0	0	0	38.2	48	33	29	20	27	2 years, 166 days	
									OAKLAND	1	0	8.00	12	0	0	0	0	9.0	15	10	8	5	4		
55	Sean Manaea	R	L	6-5	257	2-1-92	Vajparaiso, IN	San Francisco, CA	OAKLAND	11	10	3.91	32	32	2	2	0	179.1	179	79	78	41	194	5 years, 157 days	
60	Sam Moll	L	L	5-10	205	1-3-92	Lakeland, TN	Memphis, TN	Reno	0	0	5.82	21	0	0	0	0	21.2	19	17	14	15	30	75 days	
									Las Vegas	1	1	2.63	12	0	0	0	2	13.2	12	4	5	17			
									OAKLAND	0	0	3.48	8	0	0	0	0	10.1	8	4	4	5	8		
47	Frankie Montas	R	R	6-2	256	3-21-93	Sainagua, D.R.	Litchfield Park, AZ	OAKLAND	13	9	3.37	32	32	0	0	0	187.0	164	79	70	57	207	4 years, 15 days	
33	A.J. Puk	L	L	6-7	228	4-25-95	Minneapolis, MN	Tampa, FL	Las Vegas	2	5	6.10	29	4	0	0	1	48.2	61	40	33	19	58	1 year, 124 days	
									OAKLAND	0	3	6.08	12	0	0	0	0	13.1	18	9	9	6	16		
39	Miguel Romero	R	R	6-0	230	4-23-94	Manuel Tames, Cuba	Miami, FL	Las Vegas	3	6	6.27	28	13	0	0	0	74.2	86	56	52	34	54	26 days	
62	Lou Trivino	R	R	6-5	235	10-1-91	Sellersville, PA	Palm Beach Gardens, FL	OAKLAND	7	8	3.18	71	0	0	0	2	73.2	58	32	26	34	67	3 years, 163 days	

NO	CATCHERS (2)	B	T	HT	WT	BORN	BIRTHPLACE	RESIDENCE	2021 CLUBS	AVG.	G	AB	R	H	2B	3B	HR	RBI	BB	SO	SB	CS	ML SERVICE	
30	Austin Allen	L	R	6-2	223	1-16-94	St. Louis, MO	Montverde, FL	Las Vegas	.317	72	281	50	89	15	0	20	53	13	55	0	0	1 year, 40 days	
12	Sean Murphy	R	R	6-3	223	10-4-94	Peekskill, NY	Dayton, OH	OAKLAND	.250	4	8	2	0	0	0	1	1	0	3	0	0	2 years, 29 days	
NO	INFELDERS (9)	B	T	HT	WT	BORN	BIRTHPLACE	RESIDENCE	2021 CLUBS	AVG.	G	AB	R	H	2B	3B	HR	RBI	BB	SO	SB	CS	ML SERVICE	
2	Nick Allen	R	R	5-8	175	10-8-98	San Diego, CA	San Diego, CA	Midland	.319	50	204	31	65	9	2	6	31	18	46	8	6	None	
17	Elvis Andrus	R	R	6-0	205	8-26-88	Maracay, Venezuela	Frisco, TX	Las Vegas	.243	39	136	17	33	8	0	0	10	11	30	4	1	None	
77	Jonah Bride	R	R	5-10	194	12-27-95	Milwaukee, WI	Owasso, OK	OAKLAND	.243	146	497	60	121	25	2	3	37	31	81	12	2	13 years	
26	Matt Chapman	R	R	6-0	215	4-28-93	Victorville, CA	Phoenix, AZ	Midland	.265	78	264	45	70	11	2	9	49	57	57	2	0	None	
75	Jordan Diaz	R	R	5-9	225	8-13-00	Montería, Colombia	Montería, Colombia	OAKLAND	.210	151	529	75	111	15	3	27	72	80	202	3	2	4 years, 109 days	
5	Tony Kemp	L	R	5-6	165	10-31-91	Franklin, TN	Nashville, TN	Lansing	.288	90	333	46	96	24	1	13	56	25	58	2	3	None	
31	Vinmael Machin	L	R	5-11	195	9-25-93	Humacao, PR	San Lorenzo, PR	OAKLAND	.279	131	330	54	92	16	3	8	37	52	51	8	2	4 years, 98 days	
28	Matt Olson	L	R	6-5	225	3-29-94	Atlanta, GA	Brookhaven, GA	Las Vegas	.295	89	336	65	99	17	6	11	58	49	72	2	1	1 year, 43 days	
10	Chad Pinder	R	R	6-2	210	3-29-92	Richmond, VA	Charlotte, NC	OAKLAND	.125	15	32	1	4	0	0	0	1	3	10	0	0	None	
NO	OUTFIELDERS (6)	B	T	HT	WT	BORN	BIRTHPLACE	RESIDENCE	2021 CLUBS	AVG.	G	AB	R	H	2B	3B	HR	RBI	BB	SO	SB	CS	ML SERVICE	
13	Luis Barrera	L	L	6-0	188	11-15-95	Tamboril, DR	Tamboril, DR	Las Vegas	.276	96	341	53	94	16	6	4	37	39	67	10	2	37 days	
11	Skye Bolt	S	R	6-2	183	1-15-94	Atlanta, GA	Woodstock, GA	OAKLAND	.250	6	8	1	2	0	0	0	0	0	2	0	0	0	99 days
15	Seth Brown	L	L	6-1	225	7-13-92	Klamath Falls, OR	Redmond, OR	Las Vegas	.387	51	163	41	63	12	2	9	29	32	43	5	0	None	
22	Ramón Laureano	R	R	5-11	200	7-15-94	Santo Domingo, DR	Santo Domingo, DR	Stockton	.089	32	56	5	5	1	0	1	4	1	14	2	0	0	1 year, 104 days
25	Stephen Piscotty	R	R	6-4	215	1-14-91	Pleasanton, CA	Danville, CA	Las Vegas	.286	3	14	3	4	1	1	0	1	0	5	0	0	None	
48	Cody Thomas	L	R	6-4	215	10-8-94	Colleyville, TX	Colleyville, TX	OAKLAND	.214	111	281	43	60	13	1	20	48	23	89	4	1	None	
		R	R	5-11	200	7-15-94	Santo Domingo, DR	Santo Domingo, DR	OAKLAND	.246	88	341	43	84	21	2	14	39	27	98	12	5	3 years, 14 days	
		R	R	6-4	215	1-14-91	Pleasanton, CA	Danville, CA	Stockton	.000	1	4	0	0	0	0	0	0	2	0	0	0	6 years, 76 days	
		L	R	6-4	215	10-8-94	Colleyville, TX	Colleyville, TX	OAKLAND	.220	72	173	14	38	8	0	5	16	13	48	1	0	None	
		L	R	6-4	215	10-8-94	Colleyville, TX	Colleyville, TX	Las Vegas	.289	59	218	46	63	20	4	18	52	25	78	0	0	None	

OAKLAND A'S NON-ROSTER INVITEES TO SPRING TRAINING

NO	PITCHERS (11)	B	T	L	HT	WT	BORN	BIRTHPLACE	RESIDENCE	2021 CLUBS	W	L	ERA	G	GS	CG	SHO	SV	IP	H	R	ER	BB	SO	ML SERVICE	
65	Aaron Brown	L	6-2	239	6-20-92	West Hills, CA	West Hills, CA	Midland	Las Vegas	2021 CLUBS	2	3	3.58	28	0	0	0	0	372.35	19	15	18	36	None		
38	Ryan Castellani	R	6-4	226	4-1-96	Philadelphia, PA	Scottsdale, AZ	Albuquerque	COLORADO	2021 CLUBS	3	11	6.25	24	23	0	0	0	95.0	90	71	66	71	86	160 days	
64	Parker Dunshee	R	6-0	211	2-12-95	Zionsville, IN	Zionsville, IN	ACLAs	Las Vegas	2021 CLUBS	0	0	5.40	1	1	0	0	0	3.1	5	2	2	4	2	None	
46	Justin Grimm	R	6-3	212	8-16-88	Bristol, TN	Brentwood, TN	Las Vegas	Tacoma	2021 CLUBS	1	5	6.65	10	9	0	0	0	43.1	48	36	32	17	38	6 years, 50 days	
57	Brian Howard	R	6-9	210	4-25-95	St. Louis, MO	St. Louis, MO	Las Vegas	Las Vegas	2021 CLUBS	3	4	5.86	24	21	0	0	0	5	47.1	43	25	23	21	72	6 years, 50 days
78	Zach Jackson	R	6-4	238	12-25-94	Berryhill, OK	Sand Springs, OK	Midland	Las Vegas	2021 CLUBS	1	1	0.55	14	0	0	0	0	5	16.1	7	3	1	7	34	None
56	Dary Jimenez	R	6-1	182	12-23-93	San Cristobal, DR	San Cristobal, DR	Buffalo	Buffalo	2021 CLUBS	3	3	2.22	39	1	0	0	0	3	44.2	29	13	11	25	73	31 days
71	Jake Lemoine	R	6-4	225	11-28-93	Houston, TX	Bridge City, TX	Round Rock	Lansing	2021 CLUBS	7	4	2.86	45	1	0	0	0	3	56.2	41	24	18	29	43	None
80	Colin Peluse	R	6-3	230	6-11-98	Baltimore, MD	Middletown, DE	Midland	Amarillo	2021 CLUBS	2	0	1.80	3	3	0	0	0	0	15.0	9	3	4	17	None	
69	Chester Pimentel	R	6-4	258	11-12-95	Villa Fundacion, D.R.	Villa Fundacion, D.R.	Reno	Midland	2021 CLUBS	0	0	6.23	26	0	0	0	0	30.1	36	23	21	17	33	3 days	
61	Trey Supak	R	6-5	246	5-31-96	Bryan, TX	La Grange, TX	Midland	Midland	2021 CLUBS	AVG.	G	AB	R	H	2B	3B	HR	RBI	BB	SO	SB	CS	ML SERVICE		
23	Christian Bethancourt	R	6-3	205	9-2-91	Panama City, Panama	Panama City, Panama	Indianapolis	Indianapolis	2021 CLUBS	.281	92	331	46	93	18	1	14	60	28	73	4	1	2 years, 38 days		
67	Kyle McCann	L	6-2	230	12-2-97	Suwanee, GA	Suwanee, GA	Midland	Midland	2021 CLUBS	.166	93	320	40	53	11	0	8	39	47	139	1	0	None		
70	Tyler Soderstrom	L	6-2	210	11-24-01	Turlock, CA	Turlock, CA	Stockton	Stockton	2021 CLUBS	306	57	222	39	68	20	1	12	49	27	61	2	1	None		
NO INFELDERS (7)	B	T	HT	WT	BORN	BIRTHPLACE	RESIDENCE	2021 CLUBS	AVG.	G	AB	R	H	2B	3B	HR	RBI	BB	SO	SB	CS	ML SERVICE				
72	Logan Davidson	S	6-3	210	12-26-97	Charlotte, NC	Seneca, SC	Midland	Midland	2021 CLUBS	.212	119	448	53	95	22	1	7	48	62	155	4	3	None		
76	Dermis Garcia	R	6-3	245	1-7-98	Santo Domingo Centro, D.R.	San Pedro de Macoris, D.R.	Somerset	ACLAs	2021 CLUBS	1.000	1	2	1	2	0	0	0	0	2	0	0	2	0	None	
73	Zack Gelfo	R	6-3	205	10-19-99	Lewes, DE	Rehoboth Beach, DE	Stockton	Stockton	2021 CLUBS	.298	32	124	26	37	8	1	7	22	19	36	11	2	2	None	
37	Drew Jackson	R	6-2	203	7-28-93	Berkeley, CA	Orinda, CA	Las Vegas	Las Vegas	2021 CLUBS	.583	3	12	3	7	1	0	0	6	1	2	0	0	0	14 days	
53	Dalton Kelly	L	6-3	198	8-4-94	Redding, CA	Redding, CA	Syracuse	Syracuse	2021 CLUBS	.251	87	243	38	61	11	2	9	37	53	78	24	3	None		
49	Christian Lopes	R	6-0	211	10-1-92	Huntington Beach, CA	CA Eastvale, CA	Durham	Durham	2021 CLUBS	.284	110	377	69	92	20	0	27	74	60	129	17	3	None		
4	Eric Thames	L	5-11	235	11-10-86	San Jose, CA	Henderson, NV	Yomiuri	Yomiuri (minors)	2021 CLUBS	.271	66	181	35	49	12	1	9	34	29	61	4	1	None		
NO OUTFIELDERS (2)	B	T	HT	WT	BORN	BIRTHPLACE	RESIDENCE	2021 CLUBS	AVG.	G	AB	R	H	2B	3B	HR	RBI	BB	SO	SB	CS	ML SERVICE				
79	Mickey McDonald	L	6-2	190	6-2-95	San Mateo, CA	San Mateo, CA	Midland	Midland	2021 CLUBS	.500	9	22	5	11	2	0	4	15	9	3	0	0	0	None	
44	Buddy Reed	S	6-4	225	4-27-95	Bronx, NY	Tampa, FL	Las Vegas	Las Vegas	2021 CLUBS	.273	50	172	25	47	6	1	1	16	25	47	8	0	None		
								ACLAs	ACLAs	2021 CLUBS	.333	56	192	44	64	11	3	1	22	26	42	10	0	0	None	
								Las Vegas	Las Vegas	2021 CLUBS	.400	2	5	1	2	1	0	0	1	2	2	0	0	None		
								Las Vegas	Las Vegas	2021 CLUBS	.247	43	97	20	24	5	1	1	13	15	41	3	2	0	None	

(Injured — did not pitch)



Matt Olson was named to his first American League All-Star team in 2021 and batted .271 with 39 home runs and 111 RBI in 156 games.

SEASON IN REVIEW

SEASON IN REVIEW

2021 RECAP: The A's finished the season with an 86-76 (.531) record, which was eighth best in the American League...it was their fourth consecutive season with a winning record, which is the first time they have done that since 1999-2006 when they did it eight straight years...it is the first time they had a winning record and did not make the playoffs since 2005 (88-74)...finished in third place in the AL West, nine games behind Houston...it was the first time they did not finish first or second in the West since 2017...were fifth in the AL Wild Card, six games behind Boston and New York, who tied for the two Wild Card spots...the only other times in Oakland history the A's have missed the playoffs by six games or fewer were in 1987 (4 games) and 1976 (2½ games)...held at least a share of a playoff spot each day from April 17-Aug. 22...held at least a share of first in the West for 61 of 62 days from April 20 to June 20 and spent 71 consecutive days in sole possession of second place from June 21 to Sept. 3...overall, spent 58 days alone in first place in the West, three days tied for first, 78 days in second, seven days tied for second, 21 days in third, two days in fourth, three days tied for fourth and 10 days in fifth...are now 316-230 (.579) over the last four seasons, which is the fifth best record in the majors...began the season by losing each of the first six games, which matched the 1916 Philadelphia A's for the worst start in franchise history...then went a Major League best 44-21 (.677) from April 7-June 18 before going 42-49 (.462) over the final 91 games...won their first game on April 7 against Los Angeles (NL), lost the next day at Houston, but then had a 13-game winning streak from April 9 to 24...the streak was third longest in Oakland history, tied for fifth longest in Athletics history and tied for second longest in the majors in 2021...began the streak in fifth place in the West with a 5½ game deficit and finished it in first place and a 1 game lead...shut out the Twins in both games of an April 20 doubleheader to move into a tie for first place in the West...the 13-game winning streak improved the A's record to 14-7 entering play on April 25...had the streak snapped with an 8-1 loss at Baltimore that day and went 17-18 over the next 35 games from April 25-May 31...remained in first for all but one day over that span and saw their lead peak at 2½ games...were 31-25 at the end of May and then won 13 of the first 15 games in June...won the first game of a three-game series at New York (AL) on June 18 but then lost the final two games to drop into a tie for first place on June 20...that would be the A's last day in first place as they went 6-13 from June 19-July 9...won the final two games before the All-Star Break and started the second half 16-9 to improve to a season-high 19 games over .500 on Aug. 14 (68-49)...then lost 10 of their next 12 games to fall to 70-59 on Aug. 27...were 6½ out in the West but were in third place in the Wild Card and were just 3½ back...were swept in a three-game series at Toronto Sept. 3-5 to fall four back in the Wild Card but were passed by Seattle and moved into a tie with Toronto...a three-game winning streak from Sept. 8-10 made the A's one of five teams within one game of each other for the two Wild Cards...lost their next three games to fall 3½ back...won five straight from Sept. 15-19 to get to two games back but would not get any closer the rest of the way...lost seven of 10 games from Sept. 20 to 29, all to Seattle...were eliminated from the AL West in game 157, a 13-4 loss at Seattle on Sept. 27...were eliminated from the Wild Card in a 4-2 loss to the Mariners in game 159 on Sept. 29...it was just the third time in Oakland history the A's were eliminated from the playoffs in game 159 or later (159 in 1976, 161 in 2004).

MAJOR LEAGUE BASEBALL BEST RECORDS

LAST FOUR YEARS (2018-21)

Los Angeles (NL)	347-200 (.634)
Houston	334-212 (.612)
New York (AL)	328-218 (.601)
Tampa Bay	326-220 (.597)
Oakland	316-230 (.579)

LAST 10 YEARS (2012-21)

Los Angeles (NL)	906-613 (.596)
New York (AL)	854-664 (.563)
St. Louis	843-673 (.556)
Cleveland	821-695 (.542)
Washington	821-697 (.541)
Tampa Bay	813-706 (.535)
Boston	809-709 (.533)
Oakland	806-712 (.531)

LAST 22 YEARS (2000-21)

New York (AL)	2011-1447 (.582)
St. Louis	1932-1527 (.559)
Los Angeles (NL)	1930-1532 (.557)
Boston	1908-1553 (.551)
Atlanta	1858-1600 (.537)
Oakland	1851-1609 (.535)

OFFENSE: The A's batted .238, which was fifth lowest in the American League but third lowest in a full season in Oakland history...however, were hit by an Athletics record 98 pitches, which were the most in the AL, third most in the majors and third most in AL history...added 545 walks, which were fifth most in the AL, and ranked seventh with a .317 on-base percentage...also ranked sixth in the AL in runs (743) and extra base hits (489), eighth in OPS (.723), tied for eighth in home runs (199) and 10th in slugging (.406)...had a .258 average with runners in scoring position, which ranked ninth in the AL...had the second lowest slugging percentage (.368) and OPS (.684) with the bases loaded and the fourth lowest batting average (.272)...struck out 1349 times, which was fourth fewest in the AL but fourth most in Athletics history...grounded into 99 double plays, which was third fewest in the AL and fifth fewest in a full season in Oakland history...ranked fourth in the AL in sacrifice flies (49), fifth in reaching base on an error (46) and tied for fifth in sacrifice hits (17)...the 17 sacrifice hits were sixth fewest in a full season in Oakland history but were the most since they had 19 in 2014...A's second basemen hit .285 with a .794 OPS, both of which were second best in the AL...A's clean-up hitters had the lowest OPS (.659) and batting average (.205) in the majors (.659) and the second lowest slugging percentage (.371)...the batting average was the lowest in Athletics history.

**AMERICAN LEAGUE
MOST HIT BY
PITCHES**

103	Cleveland, 2008
101	Tampa Bay, 2018
98	Oakland, 2021
92	Toronto, 1996
90	Toronto, 2003

PITCHING: The A's compiled a 4.02 ERA, which was sixth lowest in the American League...had the fifth lowest opponents OPS (.711) and slugging percentage (.403), the sixth lowest on-base percentage (.309) and eighth lowest batting average (.247)...walked just 439 batters, which was second fewest in the AL and fifth fewest in a full season in Oakland history...had just 11 intentional walks, which set an Athletics record for fewest in a season...broke the mark of 17 in 2017...set a franchise record with 1332 strikeouts, breaking the previous mark of 1299 set in 2019...however, ranked 10th in the AL in strikeouts...had a strikeout-to-walk ratio of 3.03, which ranked fifth in the AL and was second best in a full season in Oakland history (3.06 in 2014)...tied for the third most hit batters in Oakland history (64) and allowed the fifth most home runs (191)...ranked fifth in the AL in shutouts (11) and innings pitched (1433.0)...the innings tied for fifth fewest in a full season in Oakland history...tossed the fewest pitches in the AL (23,102) and averaged the second fewest pitches per inning (16.1).

STARTING PITCHING: A's starting pitchers were 57-52 with a 3.91 ERA...ranked fourth in the American League in ERA, fifth in opponents slugging percentage (.408), sixth in OPS (.715) and on-base percentage (.307) and seventh in batting average (.250)...it was the first time A's starters had an ERA under 4.00 since 2015 (3.91)...led the majors with 894.0 innings pitched, but that was the fewest by a Major League leader in modern ML history (since 1900)...the previous low was 941.1 by the 2019 New York Mets...starters averaged 5.52 innings per game...ranked second in the AL in strikeout-to-walk ratio (3.48), tied for second in complete games (3) and fourth in wins, strikeouts (862) and fewest walks (248)...the strikeouts and strikeout-to-walk ratio set Athletics records, breaking the mark of 847 strikeouts in 2014 and a 3.22 strikeout-to-walk ratio in 2020...averaged the fewest walks per nine innings in the AL and the fourth fewest in Oakland history (2.50).

THE BULLPEN: The A's bullpen compiled a 4.21 ERA, which ranked 10th in the American League...was fifth in opponents on-base percentage (.312), ninth in batting average (.243) and OPS (.706) and 11th in slugging percentage (.394)...converted 39-of-67 (58.2%) save opportunities, which was the third lowest percentage in the AL...had 28 blown saves, which tied for second most in the AL (Mariners, 33) and in Oakland history (30 in 2019)...had a 29-24 record and finished with the second fewest losses and third fewest wins...had the fewest innings pitched (539.0) and fewest strikeouts per nine innings (7.85), the third fewest walks per nine innings (3.19) and the fourth most home runs per nine innings (1.22)...allowed 64-of-180 (35.6%) inherited runners to score, which was the ninth best percentage in the AL...the 180 inherited runners were third fewest in the AL and the fewest by an A's bullpen in a full season since at least 1974...had the second highest slugging percentage against first batters faced in the AL (.441) and the fifth highest batting average (.246)...had the fewest first batter strikeouts (109), the second fewest walks (35) and the second most home runs (21)...the 21 first batter home runs were the most by an A's team since at least 1974.

DEFENSIVE DOINGS: The A's set an Athletics record for fewest errors in a season with 72...broke the previous mark of 80 set in 2019...had a .9873 fielding percentage, which was the highest in franchise history a full season (had a mark of .9874 in 2020)...ranked second in the American League in fielding percentage and fewest errors (Astros, .988/69)...the errors led to 47 unearned runs, which was second fewest to the Orioles (46)...turned 116 double plays, which were fourth fewest in the AL and third fewest in a full season in Oakland history...had 1320 assists, which was third fewest in the AL and the fewest in a full season in Athletics history...had the fourth fewest total chances in the AL (5691), which were the fewest in a season of more than 144 games in Athletics history... had 16 outfield assists, which tied for second fewest in the AL and was third fewest in a full season in Oakland history...tied for second in the AL in fewest passed balls (6).

ON THE BASES: The A's were successful in 88-of-108 (81.5%) stolen bases attempts, which was the second best percentage in the American League to Cleveland (86.5%)...it was the fifth best percentage in AL history in a full season and the best in Athletics history, topping the previous record of 80.7% in 2008 (had a mark of 89.7% in 2020)...tied for fourth in the AL in stolen bases and the 88 steals were the A's most since 2012 (122)...opponents were 65-for-87 (74.7%) in stolen base attempts...the stolen bases and attempts were fifth fewest in the AL and the stolen base percentage was sixth lowest.

CLOSE CALLS: The A's had 12 walk-off wins, which tied for third most in Oakland history...tied Colorado and Philadelphia for the most walk-off wins in the majors to mark the fifth consecutive season the A's finished at least tied for second in the majors in walk-off wins...have 49 walk-off wins over that span, which is 11 more than any other team...were 23-27 (.460) in one-run games, which was the fifth worst record in the American League...led the AL in one-run losses and the 50 one-run decisions were second most to Seattle (52)...had a 37-43 (.463) record in games decided by two runs or fewer compared to 49-33 (.598) in games decided by three runs or more...were 8-3 (.727) in extra in-

ning games, which was the second best record in the majors to St. Louis (7-2, .778) and sixth best in Oakland history...the 11 extra inning games tied for third fewest in the AL...are 14-4 (.778) in extra innings over the last two years, which is the best record in the majors...were 19-12 in games decided in the last at bat...tied for second in the AL in most wins when trailing after eight innings (4) but also tied for second in most losses when leading after seven innings (8)...had five walk-off losses, which tied for second fewest in the AL (Los Angeles, 1).

HOME AND AWAY: The A's went 43-38 (.531) at home and on the road, which marks the third time in Athletics history the A's had identical records both at home and on the road (1947, 2015)...tied for the sixth best road record in the American League and had the eighth best home record...posted a .500 record or better on the road for the fourth straight season, which is the second longest such streak by an A's team over the last 89 years (had five straight from 1971-75)...had a winning record at home for fifth consecutive season and 10th time in the last 12 years...hit .229 with a .699 OPS and 339 runs scored at home compared to .247 with a .745 OPS and 404 runs scored on the road...had the second lowest home batting average in the AL, the third lowest OPS and the fourth fewest runs scored...had the third most runs scored on the road and the fourth best batting average and OPS...the home batting average was second lowest in Oakland history to a mark of .225 in 1979...had a 3.74 ERA and .687 OPS at home, a 4.31 and .737 OPS on the road...ranked fifth in the AL in home ERA and OPS...were sixth in road ERA and seventh in OPS...won 10 home series, lost 12 and split four...won 14 road series, lost nine and split three.

A'S 2021 WALK-OFF WINS

DATE	OPPONENT	RESULT	NOTE
April 7	Los Angeles (NL)	4-3 (10)	Moreland single
April 18	Detroit	3-2	Moreland single
April 21	Minnesota	13-12 (10)	E5, no RBI (Laureano AB)
May 7	Tampa Bay	2-1	Brown home run
May 18	Houston	6-5	Laureano sacrifice fly
June 11	Kansas City	4-3	Andrus single
July 3	Boston	7-6 (12)	Kemp sacrifice fly
July 16	Cleveland	5-4	Lowrie home run
Aug. 4	San Diego	5-4 (10)	Olson double
Aug. 6	Texas	4-1 (11)	Marte home run
Sept. 25	Houston	2-1	Marte double
Sept. 26	Houston	4-3	Canha single

THE INJURED LIST: The A's used the injured list 27 times, which ties the Oakland record set in 2016...however, it was second fewest in the majors to Cleveland (18)...used it eight times in 2020, which was also second fewest to Cleveland (4), and 18 times in 2019, which tied for second fewest...the players on the IL combined to miss just 794 games, which was the fewest in a full season since 2013 (658)...averaged 29.4 games per stint, which was the lowest over a full season since 2002 (26.3)...the fewest players on the IL at once was two for the first three games of the season... had a season-high eight players on the IL on May 7 and for the final three games of the season... Trevor Rosenthal was the only player to spend the entire season on the IL and Mike Fiers missed the second most games with 151 over two stints...no other player missed more than 70 games... Mitch Moreland had three stints on the IL and Fiers, Guduan, Pinder and Piscotty had two each.

A'S INJURED LIST, 2021

PLAYER	INJURY	DATES	GAMES MISSED	A'S RECORD
Andrus	Fractured left fibula	September 26-October 3	7	2-5
Bassitt	Right facial fracture	August 18-September 22	32	14-18
Brown	Positive Covid-19 test	August 27-September 9	12	6-6
Canha	Strained left hip	June 25-July 16	16	7-9
Fiers	Lumbar strain	March 29-April 25	22	14-8
Fiers	Sprained right elbow	May 7-November 2	129	67-62
Garcia	Viral enteritis	May 2-11	9	6-3
Guduan	Sprained left thumb	April 6-19	11	9-2
Guduan	Strained right groin	May 26-June 7	11	7-4
Jefferies	Right elbow ulnar neuritis	September 15-October 3	18	9-9
Kaprielian	Right shoulder impingement	July 28-August 7	9	7-2
Laureano	Strained right hip	May 29-June 15	16	11-5
Lowrie	Sprained right hand	September 26-October 3	7	2-5
Luzardo	Fractured left hand	May 2-29	26	15-11
Machin	Stomach illness	October 1-3	3	1-2
Montas	Positive Covid-19 test	February 18-March 14	0	0-0
Moreland	Inflamed costochondral junction, left rib	May 15-26	11	5-6
Moreland		July 4-15	7	3-4
Moreland	Left wrist tendinitis	August 28-October 3	33	16-17
Pinder	Sprained left knee	April 5-May 13	35	23-12
Pinder	Strained right hamstring	July 8-August 19	34	20-14
Piscotty	Sprained left wrist	June 17-July 3	15	6-9
Piscotty	Sprained left wrist	August 21-October 3	39	16-23
Puk	Strained left biceps	April 6-May 27	47	30-17
Rosenthal	Right shoulder inflammation	March 30-November 2	162	86-76
Smith	Strained right groin	April 4-May 7	31	20-11
Wendelken	Strained left oblique	May 2-June 28	52	31-21

PLAYER NOTES: The A's employed 50 players, which was sixth fewest in the majors...used 27 pitchers, which was fourth fewest in the majors but tied for fourth most in Oakland history...nine different pitchers started a game, which tied Houston and Chicago (AL) for the fewest in the majors...over the last 16 years, the only time the A's have used fewer starting pitchers was in 2013 when they had seven... Irvin, Manaea and Montas tied for the team-lead with 32 starts and the A's were the only team in the majors with three pitchers with at least 32 starts...the last Oakland team to do that was the 2007 club (Blanton, Gaudin, Haren)...had three pitchers qualify for the ERA title for the first time since 2013...21 players pitched in relief, which was third fewest in the majors but tied for third most in Oakland history...had seven shortstops, which matched the

OAKLAND A'S MOST STRIKEOUTS

TWO TEAMMATES

482	Blue (301) and Hunter (181)	1971
401	Montas (207) and Manaea (194)	2021
401	Blue (301) and Dobson (100)	1971
399	Blue (301) and Fingers (98)	1971
386	Zito (205) and Hudson (181)	2001

THREE TEAMMATES

582	Blue (301), Hunter (181) and Dobson (100)	1971
580	Blue (301), Hunter (181) and Fingers (98)	1971
563	Blue (301), Hunter (181) and Segui (81)	1971
560	Montas (207), Manaea (194) and Bassitt (159)	2021
551	Blue (301), Hunter (181) and Odom (69)	1971

most in Oakland history (1975, 1991, 1997)...in 2021, only the Cubs (8) used more...were one of five teams in the majors with four 10-game winners...had three pitchers with at least 150 strikeouts for the fourth time in Oakland history (1968, 2001, 2002)...used 155 different lineups in 162 games...employed 13 rookies, including six pitchers...according to baseball-reference formulas, the A's had the oldest pitch age in the majors (30.1) and the second oldest bat age (30.1).

BEFORE AND AFTER THE ALL-STAR BREAK: The A's went into the All-Star Break with a 52-40 (.565) record, marking their third consecutive season with a winning record at the break (51-41 in 2019, 55-42 in 2018)...the last time the A's had three straight winning records at the break was from 2000-06 when they had seven straight...it is the first time the A's have been at least 10 games over .500 at the break in three straight years since 1988-90...were in second place and trailed first place Houston by 3½ games, which is the closest they have been to first at the break since 2014 when they were in first with a 1½ game lead...then went 34-36 (.486) after the break, which marked the fifth time in the last seven seasons the A's had a losing record after the break...the pitching staff set an Athletics record with 755 strikeouts before the break (previous: 728 in 2014)...had a 3.80 ERA before the break, which was their lowest since 2015 (3.37), and a 4.31 ERA after the break...the offense hit .232 before the break, which was third lowest in Oakland history (.225 in 2012, .231 in 1982), and .245 after the break.

MONTH-BY-MONTH: The A's finished April with a 16-11 record, which was the third best record in the American League and their best mark in April since 2014 when they went 18-9...A's pitchers set an Athletics record for strikeouts in April with 233...A's batters set Athletics records for hit by pitches (19) and strikeouts (244)...hit .214, which was fourth lowest in the AL and fourth lowest in Oakland history in April...it was the lowest since 2012 (.211)...tied for second in the AL with 19 stolen bases...had a 15-14 record in May, which marked their third consecutive winning May (16-10 in 2019, 15-14 in 2018)...tied for third in the AL in doubles (55) and hit by pitches (12), ranked fourth in walks (108) and fifth in home runs (37)...had the fewest stolen bases (4) and the most grounded into double plays (30)...the stolen bases were the fewest in Oakland history in the month of May (previous: 5 in 2018)...A's pitchers had the fewest walks in the AL in May (75), ranked third in fewest strikeouts (232), tied for third in fewest home runs (25) and fourth in opponents OPS (.675) and on-base percentage (.300)...the strikeouts set an Oakland record for the month of May (previous: 230 in 2015) and were third most in any month (246 in Sept. 2013, 233 in April 2021)...finished June with a 17-9 record (.654) record, which was second best in the AL (Astros, 19-9) and tied for fourth best in the majors...it was their third consecutive winning June and have won 17 games in each of those Junes...had the second lowest ERA (3.55) and OPS (.697) in the AL and issued the fewest walks (66)...starters had a 2.92 ERA, which was the lowest in the majors...the offense tied for second in the AL in hit by pitches (14) and ranked fifth in runs (140) and on-base percentage (.326)...hit .314 with runners in scoring position, which was second best in the majors (Cleveland, .347)...grounded into six double plays, which was the fewest in the majors...the last time the A's grounded into fewer than 10 double plays in a month with 12 or more games was in April, 1987 (5 in 23 games)...out-scored the opposition 140-94 (+46) after being outscored 242-231 (11) in April and May...went 11-13 (.458) in July, which was the fifth worst record in the AL...it was the A's first losing record in a month of 10 or more games since they went 11-15 in April of 2019, snapping a streak of 10 consecutive months with a winning record...however, had the second lowest ERA (2.98) and OPS (.618) in July in the majors (Brewers, 2.56 and .599)...A's pitchers set a franchise record for July strikeouts (221)...had the second lowest opponents batting average (.219) and on-base percentage (.282) in July in Oakland history, the fourth lowest slugging percentage (.335), fifth lowest OPS and seventh lowest ERA...on offense, the A's had the second lowest batting average (.223) and OPS (.668) and the second fewest runs scored (90) in the majors to Texas (.198, .615, 76)...had the second lowest July batting average in Oakland history and the third lowest on-base percentage (.294) but were hit by a pitch 15 times, which tied for the most (2018)...outscored the opposition 90-78...went 14-12 (.538) in August, which was the fourth best record in the AL...were 33-for-35 (94.3%) in stolen base attempts...the 33 steals were the most in the majors, the most by the A's in August since 1983 (42) and their most in any month since September of 2010 (36)...led the AL in hit by pitches (19), had the second fewest strikeouts (202) and ranked third in on-base percentage (.332)...the pitching staff had the second fewest strikeouts (196), tied for the second fewest walks (73) and had the fifth lowest opponents batting average (.239)...went 12-15 (.444) in September, which tied for the fourth worst record in the AL...it was their first losing September since 2016 when they went 10-17...hit .247

with a .719 OPS...ranked fourth in the AL in runs (137) and walks (90)...had the third fewest stolen bases (7) and tied for the third fewest extra base hits (77)...A's pitchers had the second highest opponents OPS (.795) and third highest ERA (5.15)...the bullpen was 4-8 with five saves, seven blown saves and a 6.37 ERA.

IN THE PINCH: A's pinch hitters batted .241 with six doubles, five home runs and 26 RBI...led the American League in hits (35), homers and plate appearances (158), tied for the lead in RBI and extra base hits (11) and tied for second in doubles...tied for third in Oakland history in home runs, tied for fifth in extra base hits, tied for sixth in RBI and tied for ninth in hits...the 26 RBI were the most by an A's team since 1997 (31) and the 35 hits were the most since 1998 (35)...Chad Pinder led A's pinch hitters with nine RBI, which were fifth most in Oakland history...in the designated hitter era, the only Athletic with more pinch RBI is Jeff Burroughs, who had 12 in 1982.

DESIGNATED HITTERS: A's designated hitters batted .202 with 19 home runs and 65 RBI...the batting average, on-base percentage (.276), slugging percentage (.368) and OPS (.644) were all second lowest in the American League to Detroit (.192/.255/.282/.537)...had the third fewest home runs and RBI, tied for the third fewest walks (51) and had the fifth fewest extra base hits (49)...the batting average was the lowest in Oakland history, one point lower than the 1987 club, which hit .203...the on-base percentage was second lowest (.270 in 1986) and the OPS was third lowest... Mitch Moreland led the A's with 57 starts and Jed Lowrie was second with 49.

INTERLEAGUE PLAY: The A's went 11-9 (.550) in interleague play, which tied for the 10th best record in the majors...it marked the 15th time in 25 seasons of interleague play the A's finished with a winning record against the National League...stole 22 bases, which ranked second in the majors and was an Oakland interleague record, topping the previous mark of 16 in 2011...also ranked fifth in the majors in hit by pitches (13) and tied for seventh in doubles (38) but tied for the second fewest home runs (15)...were 15th in runs scored (90), 19th in batting average (.238) and 22nd in OPS (.681)...had the second most hit by pitches and strikeouts (180) in Oakland history...the pitching staff ranked 11th in the majors in ERA (4.07) and opponents OPS (.711)...had 160 strikeouts, which tied for third most in Oakland interleague history...A's pitchers were 4-for-20 (.200) with a double, RBI, four sacrifice hits and 11 strikeouts...the double by Sean Manaea was the first extra base hit by an A's pitcher since 2007 (double, Joe Kennedy)...Oakland is 249-215 (.537) all-time in interleague games, which is fourth best in Major League history.

WINS AND LOSSES: The A's were 37-26 (.587) when the opponent started a left-handed pitcher compared to 49-50 (.495) when they started a right-hander...the mark against lefties was second best in the American League (Chicago, 25-17/.595)...the 63 games against left-handed starters are the most by an A's team since the 1983 club had 65...had a 15-7 (.682) record following an off day, which was the second best record in the majors (San Francisco, 19-4/.826)...went 37-39 (.487) against AL West teams compared to 49-37 (.570) against all other competition...it marked the sixth time in the last eight years the A's have finished with a .500 or worse record against divisional foes...had a 23-10 (.697) record against AL Central teams, which was the best record in the majors...are 74-26 (.740) against the Central over the last four years and are 88-30 (.746) dating back to June 23, 2017...had their best records against Arizona (4-0) and Detroit (6-1) and their worst against Seattle (4-15).

A'S 2021 AT A GLANCE

Season High ..67-48/68-49 (Aug. 12/14)	First Game of Series.....28-24	Commit 1 or More Errors.....26-31
Season Low0-6/1-7 (April 6/8)	Last Game of Series.....30-22	More HR Than Opp.....49-12
April.....16-11	A's Score First60-35	Fewer HR Than Opp.....14-41
May.....15-14	Opponent Scores First26-41	Same Total HR of Opp.....23-23
June.....17-9	Leading After 7th.....67-8	Starter Pitches 7 or More.....27-6
July.....11-13	Leading After 8th.....68-2	Starter Pitches Less Than 759-70
August.....14-12	Tied After 7th.....8-3	When Scoring 4 or More.....68-27
September.....12-15	Tied After 8th.....12-5	When Scoring Less Than 4.....18-49
Home Series.....10-12-4	Trailing After 7th.....9-65	Last At Bat19-12
Road Series.....14-9-3	Trailing After 8th.....4-69	Replay Challenges17-23
Series Sweeps.....10-5	Commit No Errors.....60-45	Different Lineups155

BATTING AND PITCHING STATISTICS

+ = ROOKIE

PLAYER	AVG	G	AB	R	H	2B	3B	HR	RBI	SH	SF	HP	BB	IBB	SO	SB	CS	GI			E	OBP	SLG	OPS
																		DP	DP	DP				
Allen, A	.250	4	8	2	2	5	0	1	1	0	0	0	0	0	3	0	0	0	0	1	250	625	875	
Andrus, E	.243	146	497	60	121	159	25	2	3	37	3	4	6	31	2	81	12	2	14	15	.294	.320	.614	
+Barrera, L	.250	6	8	1	2	2	0	0	0	0	0	0	0	0	2	0	0	0	0	0	.250	.250	.500	
Bassitt, C	.000	1	2	0	0	0	0	0	0	0	0	0	0	0	2	0	0	0	0	1	.000	.000	.000	
+Bolt, S	.088	34	57	5	5	9	1	0	1	4	2	0	1	0	15	2	0	0	0	0	.103	.158	.261	
(Oakland)	.089	32	56	5	5	9	1	0	1	4	2	0	1	0	14	2	0	0	0	0	.105	.161	.266	
+Brown, S	.214	111	281	43	60	135	13	1	20	48	0	2	1	23	2	89	4	1	1	3	.274	.480	.754	
Canha, M	.231	141	519	93	120	201	22	4	17	61	0	2	27	77	0	128	12	2	9	3	.358	.387	.746	
Chapman, M	.210	151	529	75	111	213	15	3	27	72	0	9	4	80	0	202	3	2	6	6	.314	.403	.716	
Davis, K	.206	42	102	11	21	37	5	1	3	10	0	2	0	10	0	31	0	0	2	0	.272	.363	.635	
(Oakland)	.255	20	51	3	13	20	4	0	1	5	0	0	2	0	15	0	0	0	0	0	.283	.392	.675	
Diekmann, J	.000	4	1	0	0	0	0	0	0	0	0	0	0	0	1	0	0	0	0	0	.000	.000	.000	
+Garcia, A	.205	32	88	8	18	28	1	0	3	7	2	0	3	1	0	28	0	0	4	2	.239	.318	.557	
Gomes, Y	.252	103	349	49	88	147	15	1	14	52	0	1	6	19	3	78	0	0	15	8	.301	.421	.722	
(Oakland)	.221	40	131	19	29	48	4	0	5	17	0	1	2	6	0	31	0	0	3	2	.264	.366	.631	
Harrison, J	.279	138	505	58	141	202	33	2	8	60	0	3	18	31	0	75	9	5	9	12	.341	.400	.741	
(Oakland)	.254	48	185	19	47	63	10	0	2	22	0	2	6	6	0	25	4	3	5	3	.296	.341	.637	
Irvin, C	.200	2	5	0	1	1	0	0	0	1	2	0	0	0	0	2	0	0	0	0	1	.200	.200	.400
+Kaplirian, J	.333	2	3	1	1	1	0	0	0	1	0	0	0	0	0	2	0	0	0	2	.333	.333	.667	
Kemp, T	.279	131	330	54	92	138	16	3	8	37	4	5	6	52	0	51	8	2	2	5	.382	.418	.800	
Kozma, P	.091	3	11	0	1	1	0	0	0	0	0	0	0	1	0	4	0	0	0	0	.167	.091	.258	
Laureano, R	.246	88	341	43	84	151	21	2	14	39	0	1	9	27	0	98	12	5	4	2	.317	.443	.760	
Lowrie, J	.245	139	457	55	112	182	28	0	14	69	0	4	2	49	1	108	0	0	8	3	.318	.398	.717	
Luzardo, J	.000	2	1	0	0	0	0	0	0	0	0	0	0	0	0	0	0	0	0	0	.000	.000	.000	
+Machin, V	.125	15	32	1	4	4	0	0	0	1	2	0	0	3	0	10	0	0	2	2	.200	.125	.325	
Manaea, S	.500	2	4	0	2	3	1	0	0	0	1	0	0	0	0	1	0	0	0	0	1	.500	.750	1.250
Marte, S	.310	120	467	89	145	214	27	3	12	55	1	2	13	43	2	99	47	5	6	3	.383	.458	.841	
(Oakland)	.316	56	234	37	74	109	16	2	5	30	0	1	5	11	0	42	25	2	4	1	.359	.466	.824	
Montas, F	.000	2	4	0	0	0	0	0	0	0	0	0	0	0	0	0	0	0	0	0	1	.000	.000	.000
Moreland, M	.227	81	229	28	52	95	11	1	10	30	0	3	2	18	0	58	0	0	5	0	.286	.415	.701	
Murphy, S	.216	119	393	47	85	159	23	0	17	59	0	3	12	40	0	114	0	0	7	6	.306	.405	.710	
Olson, S	.271	156	565	101	153	305	35	0	39	111	0	11	9	88	12	113	4	1	17	6	.371	.540	.911	
Pinder, C	.243	75	214	30	52	88	16	1	6	27	0	1	2	16	0	62	1	0	6	2	.300	.411	.712	
Piscotty, S	.220	72	173	14	38	61	8	0	5	16	0	0	2	13	0	48	1	0	2	0	.282	.353	.634	
+Schwindel, F	.150	8	20	2	3	7	1	0	1	3	0	0	0	0	5	0	0	0	0	0	.150	.350	.500	
+Tom, K	.063	9	16	1	1	1	0	0	0	1	0	0	0	0	6	0	0	0	0	0	.063	.063	.125	
+Wilson, J	.143	6	7	1	1	1	0	0	0	0	0	0	0	0	1	0	0	0	0	0	.143	.143	.286	
OAKLAND	.238	162	5395	743	1284	2190	247	19	199	698	17	49	98	545	17	1349	88	20	99	72	317	406	722	
OPPONENTS	.247	162	5508	687	1362	2218	271	18	191	660	17	29	64	439	11	1332	65	22	102	309	403	712		

PITCHER	W	L	ERA	G	GS	CG	GF	SHO	SV	IP	H	R	ER	HR	HB	BB	IBB	SO	WP	BK	AVG
Bassitt, C	12	4	3.15	27	27	1	0	1	0	157.1	127	55	55	15	11	39	1	159	5	1	.218
Bedrosian, C	0	0	2.00	9	0	0	4	0	0	9.0	9	2	2	2	0	4	0	8	0	0	.265
Blackburn, P	1	4	5.87	9	9	0	0	0	0	38.1	52	26	25	8	2	10	0	26	1	0	.319
Chafin, A	2	4	1.83	71	0	0	11	0	5	68.2	45	14	14	4	2	19	1	64	3	0	.186
(Oakland)	2	2	1.53	28	0	0	10	0	5	29.1	24	5	5	3	0	7	0	27	1	0	.226
Diekmann, J	3	3	3.86	67	0	0	17	0	7	60.2	47	29	26	10	4	34	2	83	8	0	.211
Feliz, M	0	0	0.00	1	0	0	0	0	0	0.1	1	0	0	0	0	0	0	1	0	0	.500
Fiers, M	0	2	7.71	2	2	0	0	0	0	9.1	15	8	8	4	0	4	0	5	0	0	.366
Guduan, R	0	0	6.28	11	0	0	6	0	0	14.1	19	11	10	1	0	5	0	5	5	0	.345
Guerra, D	4	1	4.11	53	0	0	14	0	0	65.2	53	34	30	8	4	20	0	62	1	0	.218
Irvin, C	10	15	4.24	32	32	0	0	0	0	178.1	195	94	84	23	9	42	0	125	3	0	.275
+Jefferies, D	1	0	3.60	5	1	0	1	0	0	15.0	11	6	6	1	1	4	0	8	1	0	.208
+Kaplirian, J	8	5	4.07	24	21	0	0	0	0	119.1	105	55	54	19	5	41	0	123	1	0	.233
Kolarek, A	0	0	8.00	12	0	0	2	0	0	9.0	15	10	8	2	1	5	0	4	1	0	.341
Luzardo, J	2	4	6.87	13	6	0	1	0	0	38.0	46	32	29	11	0	16	0	40	3	0	.297
Manaea, S	11	10	3.91	32	32	2	0	2	0	179.1	179	79	78	25	9	41	0	194	5	1	.255
+Moll, S	0	0	3.48	8	0	0	1	0	0	10.1	8	4	4	1	2	5	0	8	0	0	.216
Montas, F	13	9	3.37	32	32	0	0	0	0	187.0	164	79	70	20	7	57	1	207	11	0	.232
Moreland, M	0	0	0.00	1	0	0	1	0	0	1.0	1	0	0	0	0	0	0	1	0	0	.250
Petit, Y	8	3	3.92	78	0	0	10	0	2	78.0	69	35	34	12	1	12	1	37	1	0	.233
+Puk, A	0	3	6.08	12	0	0	3	0	0	13.1	18	9	9	1	1	6	0	16	2	0	.310
Romo, S	1	1	4.67	66	0	0	18	0	3	61.2	56	33	32	9	2	21	2	60	1	0	.238
Smith, B	1	1																			

FIELDING STATISTICS

PITCHER	PCT	G	GS	INN	PO	A	E	TC	DP	TP
+Acevedo, D	1.000	10	0	11.0	1	3	0	4	0	0
Bassitt, C	.938	27	27	157.1	4	11	1	16	0	0
Bedrosian, C	.000	9	0	9.0	0	0	0	0	0	0
Blackburn, P	.800	9	9	38.1	1	3	1	5	0	0
Chafin, A (Oakland)	.933	71	0	68.2	6	8	1	15	1	0
Diekman, J	1.000	28	0	29.1	0	4	0	4	0	0
Feliz, M	1.000	67	0	60.2	2	3	0	5	0	0
Fiers, M	.000	1	0	0.1	0	0	0	0	0	0
Fiers, M	1.000	2	2	9.1	0	1	0	1	0	0
Guduan, R	1.000	11	0	14.1	2	1	0	3	0	0
Guerra, D	.875	53	0	65.2	3	4	1	8	1	0
Irvin, C	.963	32	32	178.1	6	20	1	27	2	0
+Jefferies, D	1.000	5	1	15.0	0	3	0	3	0	0
+Kaprielian, J	.846	24	21	119.1	5	6	2	13	2	0
Kolarek, A	1.000	12	0	9.0	1	1	0	2	0	0
Luzardo, J	1.000	13	6	38.0	2	4	0	6	0	0
Manaea, S	.957	32	32	179.1	6	16	1	23	1	0
+Moll, S	1.000	8	0	10.1	0	3	0	3	0	0
Montas, F	.964	32	32	187.0	10	17	1	28	2	0
Moreland, M	.000	1	0	1.0	0	0	0	0	0	0
Petit, Y	1.000	78	0	78.0	3	6	0	9	0	0
+Puk, A	1.000	12	0	13.1	0	2	0	2	0	0
Romo, S	.875	66	0	61.2	3	4	1	8	1	0
Smith, B	.800	31	0	43.1	1	3	1	5	0	0
+Tom, K	.000	1	0	1.0	0	0	0	0	0	0
Trivino, L	1.000	71	0	73.2	5	5	0	10	2	0
Weems, J	.000	5	0	4.1	0	0	0	0	0	0
Wendelken, J	1.000	26	0	25.0	1	1	0	2	1	0

CATCHER	PCT	G	GS	INN	PO	A	E	TC	DP	TP	PB
Allen, A	.955	2	2	16.0	18	3	1	22	0	0	0
+Garcia, A	.991	30	26	232.1	217	9	2	228	0	0	4
Gomes, Y (Oakland)	.990	92	90	771.1	730	44	8	782	3	0	3
Murphy, S	.992	31	30	261.1	236	7	2	245	0	0	1
Murphy, S	.993	112	104	923.1	873	42	6	921	6	0	1

FIRST BASE	PCT	G	GS	INN	PO	A	E	TC	DP	TP
+Brown, S	.967	6	3	30.1	27	2	1	30	4	0
Canha, M	1.000	2	0	2.0	2	0	0	2	0	0
Moreland, M	1.000	7	7	61.0	49	4	0	53	5	0
Olson, M	.995	152	152	1338.2	1156	73	6	1235	98	0
+Schwindel, F	1.000	1	0	1.0	1	0	0	1	1	0

SECOND BASE	PCT	G	GS	INN	PO	A	E	TC	DP	TP
Harrison, J (Oakland)	.986	102	91	799.1	147	195	5	347	48	0
Kemp, T	1.000	32	30	247.0	37	54	0	91	12	0
Kemp, T	.980	89	53	520.1	103	148	5	256	34	0
Lowrie, J	.986	71	69	584.2	80	125	3	208	18	0
+Machin, V	1.000	3	3	23.0	5	6	0	11	1	0
Pinder, C	1.000	7	5	44.0	7	10	0	17	4	0
+Wilson, J	1.000	3	2	14.0	1	4	0	5	1	0

THIRD BASE	PCT	G	GS	INN	PO	A	E	TC	DP	TP
Chapman, M	.987	150	150	1314.2	166	274	6	446	40	0
Harrison, J (Oakland)	.957	23	15	136.2	14	30	2	46	2	0
Lowrie, J	1.000	12	7	70.0	7	16	0	23	1	0
Lowrie, J	1.000	1	0	3.0	2	0	0	2	0	0
+Machin, V	.500	3	1	10.0	0	1	1	2	1	0
Pinder, C	.938	6	4	34.1	3	12	1	16	0	0
+Wilson, J	.000	1	0	1.0	0	0	0	0	0	0

SHORTSTOP	PCT	G	GS	INN	PO	A	E	TC	DP	TP
Andrus, E	.971	143	141	1246.1	161	337	15	513	61	0
Chapman, M	1.000	3	0	4.0	0	1	0	1	0	0
Harrison, J	.857	8	7	57.0	2	16	3	21	2	0
Kemp, T	1.000	1	0	2.0	0	2	0	2	0	0
Kozma, P	1.000	3	3	25.1	1	14	0	15	1	0
+Machin, V	.944	8	7	58.0	3	14	1	18	3	0
Pinder, C	1.000	8	4	40.1	8	9	0	17	5	0

LEFT FIELD	PCT	G	GS	INN	PO	A	E	TC	DP	TP
+Barrera, L	.000	2	1	9.0	0	0	0	0	0	0
+Bolt, S	1.000	6	1	20.0	5	0	0	5	0	0
(Oakland)	1.000	5	1	18.0	3	0	0	3	0	0
+Brown, S	1.000	19	10	98.0	28	0	0	28	0	0
Canha, M	.979	106	93	806.1	137	1	3	141	0	0
Davis, K	1.000	3	2	17.0	4	0	0	4	0	0
(Oakland)	1.000	1	0	1.0	1	0	0	1	0	0
Harrison, J	.952	20	16	131.0	22	0	1	23	0	0
(Oakland)	1.000	3	3	25.0	3	0	0	3	0	0
Kemp, T	1.000	49	37	336.2	69	1	0	70	0	0
Pinder, C	1.000	17	15	125.0	32	0	0	32	0	0
+Tom, K	1.000	1	1	8.0	2	0	0	2	0	0
+Wilson, J	1.000	1	1	6.0	3	0	0	3	0	0

CENTER FIELD	PCT	G	GS	INN	PO	A	E	TC	DP	TP
+Barrera, L	1.000	1	0	1.0	2	0	0	2	0	0
+Bolt, S	1.000	16	9	92.0	41	0	0	41	0	0
+Brown, S	1.000	4	2	20.0	10	1	0	11	1	0
Canha, M	1.000	23	21	187.2	54	2	0	56	0	0
Harrison, J	.667	2	2	10.0	2	0	1	3	0	0
(Oakland)	—	0	0	0.0	0	0	0	0	0	0
Laureano, R	.990	75	75	653.0	185	5	2	192	1	0
Marte, S	.990	119	117	1022.2	280	8	3	291	3	0
(Oakland)	.993	56	55	479.1	147	2	1	150	0	0

RIGHT FIELD	PCT	G	GS	INN	PO	A	E	TC	DP	TP
+Barrera, L	1.000	2	1	9.0	2	0	0	2	0	0
+Bolt, S	1.000	4	2	19.2	4	0	0	4	0	0
+Brown, S	.984	75	50	472.0	125	2	2	129	0	0
Canha, M	1.000	27	20	174.2	52	0	0	52	0	0
Harrison, J	.000	1	1	7.0	0	0	0	0	0	0
(Oakland)	—	0	0	0.0	0	0	0	0	0	0
Laureano, R	1.000	8	8	71.0	14	2	0	16	0	0
Pinder, C	.982	39	29	244.0	55	0	1	56	0	0
Piscotty, S	1.000	67	49	416.2	103	0	0	103	0	0
+Tom, K	1.000	4	3	26.0	6	0	0	6	0	0

DAY-BY-DAY RESULTS

DATE	G	OPP	W-L	SCORE	REC	POS	GA/GB	LEADER AND LEAD	WINNER	LOSER	SAVE	ATT.	CUM. ATT.
4/1	1	HOU	L	1-8	0-1	t4	-1	HOU/LAA/SEA	1 Greinke	Bassitt		10,436*	10,436
4/2	2	HOU	L	5-9	0-2	5	-2	HOU	1 Abreu	Luzardo		5,446	15,882
4/3	3	HOU	L	1-9	0-3	5	-3	HOU	1 McCullers	Irvin	Raley	5,803	21,685
4/4	4	HOU	L	2-9	0-4	5	-4	HOU	1 Bielik	Manaea		4,504	26,189
4/5	5	LAD	L	3-10	0-5	5	-4	HOU/LAA	— May	Montas		6,653	32,842
4/6	6	LAD	L	1-5	0-6	5	-5	HOU	1 Kershaw	Bassitt		7,672	40,514
4/7	7	LAD	W	4-3 (10)	1-6	5	-4½	HOU	1 Petit	Nelson		8,131	48,645
													(7 dates)
4/8	8	at HOU	L	2-6	1-7	5	-5½	HOU	1 Javier	Irvin		21,765	21,765
4/9	9	at HOU	W	6-2	2-7	5	-4½	HOU/LAA	— Petit	Abreu		21,768	43,533
4/10	10	at HOU	W	7-3	3-7	5	-3½	HOU/LAA	— Montas	Urquidy		21,760	65,293
4/11		OFF DAY						HOU/LAA	—				
4/12	11	at ARI	W	9-5	4-7	4	-3½	LAA	1 Bassitt	Bumgarner		8,768	74,061
4/13	12	at ARI	W	7-5	5-7	4	-2½	LAA	1 Petit	Swarzak	Trivino	7,010	81,071
													(5 dates)

DATE	G	OPP	W-L	SCORE	REC	POS	GA/ GB	LEADER AND LEAD	WINNER	LOSER	SAVE	ATT.	CUM. ATT.	
4/14		OFF DAY				t4	-2	LAA	½					
4/15	13	DET	W	8-4	6-7	t4	-2	SEA	½	Manaea	Skubal	3,004	51,649	
4/16	14	DET	W	3-0	7-7	3	-2	SEA	½	Montas	Ureña	Trivino	4,538	56,187
4/17	15	DET	W	7-0	8-7	3	-1	LAA/SEA	–	Irvin	Mize	6,931	63,118	
4/18	16	DET	W	3-2	9-7	3	-1	SEA	½	Trivino	Soto	6,917	70,035	
4/19		MIN		PPD, Twins Covid-19		t2	-1½	SEA	1½					
4/20	17	MIN (1)	W	7-0 (7)	10-7					MANAEA	Shoemaker			
	18	MIN (2)	W	1-0 (7)	11-7	t1	–	OAK/SEA	–	Luzardo	Berrios	3,322	73,357	
4/21	19	MIN	W	13-12 (10)	12-7	1	+½	OAK	½	Guerra	Colomé	3,405	76,762	
													(13 dates)	
4/22		OFF DAY				t1	–	OAK/SEA	–					
4/23	20	at BAL	W	3-1	13-7	1	+1	OAK	1	Irvin	López	Diekman	7,574	88,645
4/24	21	at BAL	W	7-2	14-7	1	+1	OAK	1	Bassitt	LeBlanc		7,616	96,261
4/25	22	at BAL	L	1-8	14-8	1	+1	OAK	1	Means	Luzardo		8,107	104,368
4/26	23	at TB	W	2-1	15-8	1	+2	OAK	2	Manaea	Hill	Trivino	2,981	107,349
4/27	24	at TB	L	3-4	15-9	1	+2	OAK	2	Springs	Montas	Castillo	2,924	110,273
4/28	25	at TB	L	0-2	15-10	1	+1½	OAK	1½	Glasnow	Irvin	Castillo	3,374	113,647
4/29	26	at TB	W	3-2	16-10	1	+2	OAK	2	Diekman	Castillo	Trivino	3,737	117,384
													(12 dates)	
4/30	27	BAL	L	2-3	16-11	1	+1	OAK	1	Means	Fiers	Valdez	5,777	82,539
5/1	28	BAL	L	4-8	16-12	1	+½	OAK	½	Harvey	Luzardo		6,469	89,008
5/2	29	BAL	W	7-5	17-12	1	+1	OAK	1	Petit	Lakins	Trivino	5,862	94,870
5/3	30	TOR	W	5-4	18-12	1	+2	OAK	2	Montas	Matz	Diekman	2,944	97,814
5/4	31	TOR	W	4-1	19-12	1	+2	OAK	2	Irvin	Kay	Petit	2,970	100,784
5/5	32	TOR	L	4-9	19-13	1	+2	OAK	2	Romano	Trivino		2,893	103,677
5/6	33	TOR	L	4-10	19-14	1	+1½	OAK	1½	Ryu	Fiers		3,611	107,288
5/7	34	TB	W	2-1	20-14	1	+1½	OAK	1½	Diekman	Springs		5,058	112,346
5/8	35	TB	W	6-3	21-14	1	+2½	OAK	2½	Montas	Glasnow	Trivino	7,707	120,053
5/9	36	TB	L	3-4	21-15	1	+2	OAK	2	Springs	Irvin	Kittredge	6,911	126,964
													(23 dates)	
5/10		OFF DAY				1	+2½	OAK	2½					
5/11	37	at BOS	W	3-2	22-15	1	+2½	OAK	2½	Bassitt	Hernandez	Diekman	9,264	126,648
5/12	38	at BOS	W	4-1	23-15	1	+2½	OAK	2½	Kaprielian	Rodriguez	Diekman	9,272	135,920
5/13	39	at BOS	L	1-8	23-16	1	+1½	OAK	1½	Richards	Manaea	Whitlock	9,301	145,221
5/14	40	at MIN	W	6-1	24-16	1	+1½	OAK	1½	Montas	Shoemaker		9,778	154,999
5/15	41	at MIN	L	4-5	24-17	1	+½	OAK	½	Colomé	Diekman	Robles	12,212	167,211
5/16	42	at MIN	W	7-6	25-17	1	+½	OAK	½	Trivino	Rogers		10,270	177,481
													(18 dates)	
5/17		OFF DAY				1	+½	OAK	½					
5/18	43	HOU	W	6-5	26-17	1	+1½	OAK	1½	Petit	Abreu		4,838	131,802
5/19	44	HOU	L	1-8	26-18	1	+½	OAK	½	Greinke	Montas		3,925	135,727
5/20	45	HOU	L	4-8	26-19	2	-½	HOU	½	Garcia	Irvin		4,562	140,289
													(26 dates)	
5/21	46	at LAA	W	8-4	27-19	1	+½	OAK	½	Petit	Mayers		14,624	192,105
5/22	47	at LAA	W	6-2	28-19	1	+1½	OAK	1½	Bassitt	Sandoval		15,151	207,256
5/23	48	at LAA	L	5-6	28-20	1	+1½	OAK	1½	Iglesias	Guerra		15,154	222,410
													(21 dates)	
5/24	49	SEA	L	2-4	28-21	1	+1	OAK	1	Kikuchi	Montas	Middleton	3,019	143,308
5/25	50	SEA	L	3-4	28-22	1	+1	OAK	1	Sewald	Irvin	Montero	2,865	146,173
5/26	51	SEA	W	6-3	29-22	1	+1	OAK	1	Kaprielian	Dugger	Diekman	3,571	149,744
5/27	52	LAA	W	5-0	30-22	1	+1½	OAK	1½	BASSITT	Slegers		5,487	155,231
5/28	53	LAA	W	3-1	31-22	1	+2½	OAK	2½	Petit	Ohtani	Trivino	8,757	163,988
5/29	54	LAA	L	0-4	31-23	1	+2½	OAK	2½	Cobb	Montas		9,433	173,421
5/30	55	LAA	L	2-4	31-24	1	+1½	OAK	1½	Suarez	Irvin	Iglesias	10,029	183,450
													(33 dates)	
5/31	56	at SEA	L	5-6 (10)	31-25	1	+½	OAK	½	Zamora	Trivino		11,112	233,522
6/1	57	at SEA	W	12-6	32-25	1	+½	OAK	½	Luzardo	Sewald		9,160	242,682
6/2	58	at SEA	W	6-0	33-25	1	+½	OAK	½	MANAEA	Flexen		9,588	252,270
6/3		OFF DAY				1	+1	OAK	1					
6/4	59	at COL	W	9-5	34-25	1	+1	OAK	1	Montas	Gray		26,790	279,060
6/5	60	at COL	W	6-3	35-25	1	+2	OAK	2	Irvin	Freeland	Trivino	27,459	306,519
6/6	61	at COL	L	1-3	35-26	1	+1	OAK	1	Marquez	Kaprielian	Bard	23,716	330,235
													(27 dates)	

DATE	G	OPP	W-L	SCORE	REC	POS	GA/ GB	LEADER AND LEAD	WINNER	LOSER	SAVE	ATT.	CUM. ATT.	
6/7		OFF DAY					1	+1 OAK	1					
6/8	62	ARI	W	5-2	36-26	1	+1 OAK	1	Bassitt	Duplantier	Trivino	3,695	187,145	
6/9	63	ARI	W	4-0	37-26	1	+1 OAK	1	Manaea	Peacock		4,090	191,235	
6/10	64	KC	L	1-6	37-27	1	+1 OAK	1	Minor	Montas		3,211	194,446	
6/11	65	KC	W	4-3	38-27	1	+1 OAK	1	Trivino	Barlow		6,964	201,410	
6/12	66	KC	W	11-2	39-27	1	+2 OAK	2	Kaprielian	Kowar		7,678	209,088	
6/13	67	KC	W	6-3	40-27	1	+2 OAK	2	Bassitt	Bubic	Trivino	7,060	216,148	
6/14	68	LAA	W	8-5	41-27	1	+2 OAK	2½	Manaea	Bundy	Trivino	4,102	220,250	
6/15	69	LAA	W	6-4	42-27	1	+2½ OAK	2½	Montas	Heaney	Petit	4,942	225,192	
6/16	70	LAA	W	8-4	43-27	1	+2½ OAK	2½	Smith	Watson		6,228	231,420	
													(42 dates)	
6/17		OFF DAY					1	+2 OAK	2					
6/18	71	at NYY	W	5-3	44-27	1	+2 OAK	2	Kaprielian	Peralta	Trivino	24,037	354,272	
6/19	72	at NYY	L	5-7	44-28	1	+1 OAK	1	Green	Luzardo	Chapman	23,985	378,257	
6/20	73	at NYY	L	1-2	44-29	t1	-	OAK/HOU	-	Loaisiga	Manaea	Chapman	27,807	406,064
6/21	74	at TEX	L	3-8	44-30	2	-1 HOU	1	Gibson	Montas		20,259	426,323	
6/22	75	at TEX	W	13-6	45-30	2	-1 HOU	1	Irvin	Hearn		19,185	445,508	
6/23	76	at TEX	L	3-5	45-31	2	-2 HOU	2	Martin	Petit	Rodriguez	21,829	467,337	
6/24	77	at TEX	W	5-1	46-31	2	-2 HOU	2	Bassitt	Allard		20,432	487,769	
6/25	78	at SF	L	0-2	46-32	2	-2½ HOU	2½	Cueto	Manaea	McGee	36,928	524,697	
6/26	79	at SF	L	5-6 (10)	46-33	2	-3 HOU	3	McGee	Smith		33,168	557,865	
6/27	80	at SF	W	6-2	47-33	2	-2 HOU	2	Irvin	Long		35,920	593,785	
													(37 dates)	
6/28		OFF DAY					2	-1½ HOU	1½					
6/29	81	TEX	L	4-5	47-34	2	-1½ HOU	1½	Foltynewicz	Kaprielian	Kennedy	4,739	236,159	
6/30	82	TEX	W	3-1	48-34	2	-½ HOU	½	Bassitt	Allard	Trivino	4,320	240,479	
7/1	83	TEX	L	3-8	48-35	2	-1½ HOU	1½	King	Manaea		5,182	245,661	
7/2	84	BOS	L	2-3 (10)	48-36	2	-2½ HOU	2½	Barnes	Trivino	Ottavino	32,304	277,965	
7/3	85	BOS	W	7-6 (12)	49-36	2	-2½ HOU	2½	Wendelken	Andriese		16,297	294,262	
7/4	86	BOS	L	0-1	49-37	2	-3½ HOU	3½	Pivetta	Kaprielian	Barnes	13,070	307,332	
													(48 dates)	
7/5		OFF DAY					2	-3½ HOU	3½					
7/6	87	at HOU	L	6-9	49-38	2	-4½ HOU	4½	Abreu	Wendelken	Pressly	26,353	620,138	
7/7	88	at HOU	L	3-4	49-39	2	-5½ HOU	5½	Taylor	Manaea	Pressly	21,150	641,288	
7/8	89	at HOU	W	2-1	50-39	2	-4½ HOU	4½	Montas	McCullers Jr.	Diekmann	29,243	670,531	
7/9	90	at TEX	L	2-3	50-40	2	-4½ HOU	4½	Lyles	Irvin	Kennedy	29,619	700,150	
7/10	91	at TEX	W	8-4 (11)	51-40	2	-3½ HOU	3½	Wendelken	Patton		30,030	730,180	
7/11	92	at TEX	W	4-1	52-40	2	-3½ HOU	3½	Bassitt	Allard	Trivino	30,531	760,711	
													(43 dates)	
7/12-15		ALL-STAR BREAK					2	-3½ HOU	3½					
7/16	93	CLE	W	5-4	53-40	2	-3½ HOU	3½	Romo	Clase		12,361	319,693	
7/17	94	CLE	L	2-3	53-41	2	-3½ HOU	3½	Quantrill	Montas	Karinchak	11,374	331,067	
7/18	95	CLE	L	2-4	53-42	2	-3½ HOU	3½	Plesac	Bassitt	Shaw	8,572	339,639	
7/19	96	LAA	W	4-1	54-42	2	-3½ HOU	3½	Irvin	Cishek	Trivino	14,856	354,495	
7/20	97	LAA	W	6-0	55-42	2	-3½ HOU	3½	Kaprielian	Suarez		9,154	363,649	
													(53 dates)	
7/21		OFF DAY					2	-3 HOU	3					
7/22	98	at SEA	W	4-1	56-42	2	-2 HOU	2	Manaea	Flexen	Trivino	18,553	779,264	
7/23	99	at SEA	L	3-4	56-43	2	-3 HOU	3	Sewald	Diekmann	Graveman	21,312	800,576	
7/24	100	at SEA	L	4-5	56-44	2	-4 HOU	4	Graveman	Trivino		30,843	831,419	
7/25	101	at SEA	L	3-4	56-45	2	-5 HOU	5	Gonzales	Irvin	Steckenrider	21,501	852,920	
7/26		OFF DAY					2	-5 HOU	5					
7/27	102	at SD	L	4-7	56-46	2	-6 HOU	6	Paddack	Kaprielian	Melancon	40,162*	893,082	
7/28	103	at SD	W	10-4	57-46	2	-6 HOU	6	Manaea	Snell		35,351	928,433	
7/29	104	at LAA	W	4-0	58-46	2	-5½ HOU	5½	Montas	Bundy		18,631	947,064	
7/30	105	at LAA	W	2-0	59-46	2	-5 HOU	5	Bassitt	Sandoval	Trivino	28,861	975,925	
7/31	106	at LAA	L	0-1	59-47	2	-5 HOU	5	Barria	Irvin	Iglesias	23,207	999,132	
8/1	107	at LAA	W	8-3	60-47	2	-4½ HOU	4½	Jefferies	Detmers		21,597	1,020,729	
													(53 dates)	
8/2		OFF DAY					2	-4½ HOU	4½					
8/3	108	SD	L	1-8	60-48	2	-5½ HOU	5½	Snell	Manaea		11,985	375,634	
8/4	109	SD	W	5-4 (10)	61-48	2	-4½ HOU	4½	Trivino	Hill		10,648	386,282	
8/5		OFF DAY					2	-4 HOU	4					
8/6	110	TEX	W	4-1 (11)	62-48	2	-3 HOU	3	Petit	Herget		9,022	395,304	
8/7	111	TEX	W	12-3	63-48	2	-3 HOU	3	Irvin	Anderson		10,082	405,386	
8/8	112	TEX	W	6-3	64-48	2	-2 HOU	2	Kaprielian	Lyles	Trivino	9,548	414,934	
													(58 dates)	

DATE	G	OPP	W-L	SCORE	REC	POS	GA/ GB	LEADER AND LEAD	WINNER	LOSER	SAVE	ATT.	CUM. ATT.	
8/9		OFF DAY				2	-2	HOU	2					
8/10	113	at CLE	W	4-3 (10)	65-48	2	-2	HOU	2	Trivino	Wittgren	Chafin	13,041	1,033,770
8/11	114	at CLE	W	6-3	66-48	2	-2	HOU	2	Diekman	Sandlin	Trivino	13,560	1,047,330
8/12	115	at CLE	W	17-0	67-48	2	-1½	HOU	1½	Bassitt	Morgan		16,559	1,063,889
8/13	116	at TEX	L	6-8	67-49	2	-2½	HOU	2½	Santana	Irvin	Barlow	26,761	1,090,650
8/14	117	at TEX	W	8-3	68-49	2	-2½	HOU	2½	Chafin	Lyles		31,904	1,122,554
8/15	118	at TEX	L	4-7	68-50	2	-2½	HOU	2½	Allard	Manaea	Barlow	24,990	1,147,544
8/16	119	at CWS	L	2-5	68-51	2	-2½	HOU	2½	Keuchel	Montas	Hendriks	19,410	1,166,954
8/17	120	at CWS	L	0-9	68-52	2	-2½	HOU	2½	López	Bassitt		21,025	1,187,979
8/18	121	at CWS	L	2-3	68-53	2	-2½	HOU	2½	Crochet	Blackburn	Hendriks	22,780	1,210,759
8/19	122	at CWS	W	5-4	69-53	2	-2½	HOU	2½	Irvin	Kopecch	Trivino	23,853	1,234,612
														(63 dates)
8/20	123	SF	W	4-1	70-53	2	-2½	HOU	2½	Kaprielian	Wood	Trivino	40,133	455,067
8/21	124	SF	L	5-6	70-54	2	-3½	HOU	3½	Rogers	Trivino	McGee	36,230	491,297
8/22	125	SF	L	1-2	70-55	2	-3½	HOU	3½	Leone	Puk	McGee	30,345	521,642
8/23	126	SEA	L	3-5	70-56	2	-3½	HOU	3½	Misiewicz	Trivino	Sewald	4,140	525,782
8/24	127	SEA	L	1-5	70-57	2	-4½	HOU	4½	Flexen	Irvin	Steckenrider	4,508	530,290
8/25		OFF DAY				2	-5	HOU	5					
8/26	128	NYJ	L	6-7	70-58	2	-5½	HOU	5½	Loaisiga	Trivino	Chapman	8,147	538,437
8/27	129	NYJ	L	2-8	70-59	2	-6½	HOU	6½	Cole	Manaea		22,463	560,900
8/28	130	NYJ	W	3-2	71-59	2	-6½	HOU	6½	Montas	Cortes	Romo	18,337	579,237
8/29	131	NYJ	W	3-1	72-59	2	-5½	HOU	5½	Guerra	Green	Chafin	18,468	597,705
														(67 dates)
8/30		OFF DAY				2	-6	HOU	6					
8/31	132	at DET	W	9-3	73-59	2	-5	HOU	5	Guerra	Skubal		13,853	1,248,465
9/1	133	at DET	L	6-8	73-60	2	-5	HOU	5	Jiménez	Puk	Soto	12,593	1,261,058
9/2	134	at DET	W	8-6	74-60	2	-4½	HOU	4½	Montas	Manning	Romo	11,623	1,272,681
9/3	135	at TOR	L	10-11	74-61	2	-5½	HOU	5½	Romano	Romo		14,843	1,287,524
9/4	136	at TOR	L	8-10	74-62	t2	-5½	HOU	5½	Berrios	Blackburn		14,947	1,302,471
9/5	137	at TOR	L	0-8	74-63	3	-5½	HOU	4½	Ray	Irvin		14,988	1,317,459
														(69 dates)
9/6		OFF DAY				3	-6	HOU	5½					
9/7	138	CWS	L	3-6	74-64	3	-7	HOU	6½	Lambert	Puk	Hendriks	4,556	602,261
9/8	139	CWS	W	5-1	75-64	3	-6	HOU	5½	Montas	Keuchel		8,147	610,408
9/9	140	CWS	W	3-1	76-64	t2	-5½	HOU	5½	Manaea	Lopez	Chafin	5,078	615,486
9/10	141	TEX	W	10-5	77-64	t2	-5½	HOU	5½	Guerra	Otto		7,157	622,643
9/11	142	TEX	L	6-8	77-65	t2	-5½	HOU	5½	Martin	Chafin	Barlow	7,945	630,588
9/12	143	TEX	L	3-4	77-66	t2	-6½	HOU	6½	Hearn	Kaprielian	Barlow	6,983	637,571
														(73 dates)
9/13		OFF DAY				3	-7	HOU	6½					
9/14	144	at KC	L	7-10	77-67	3	-7	HOU	6½	Brentz	Petit	Barlow	10,254	1,327,713
9/15	145	at KC	W	12-10	78-67	2	-7	HOU	7	Manaea	Hernández	Chafin	11,056	1,338,769
9/16	146	at KC	W	7-2	79-67	2	-7	HOU	7	Blackburn	Lynch		11,729	1,350,498
9/17	147	at LAA	W	5-4	80-67	2	-7	HOU	7	Irvin	Marte	Romo	18,918	1,369,416
9/18	148	at LAA	W	3-1	81-67	2	-6	HOU	6	Kaprielian	Suarez	Chafin	27,150	1,396,566
9/19	149	at LAA	W	3-2 (10)	82-67	2	-6	HOU	6	Trivino	Iglesias		22,456	1,419,022
														(75 dates)
9/20	150	SEA	L	2-4	82-68	2	-7	HOU	7	Anderson	Manaea	Sewald	4,068	641,639
9/21	151	SEA	L	2-5	82-69	t2	-8	HOU	8	Gonzales	Blackburn	Steckenrider	4,246	645,885
9/22	152	SEA	L	1-4	82-70	3	-9	HOU	8	Flexen	Irvin	Steckenrider	4,149	650,034
9/23	153	SEA	L	5-6	82-71	3	-9	HOU	7	Smith	Diekman	Sewald	4,966	655,000
9/24	154	HOU	W	14-2	83-71	3	-8	HOU	6	Montas	Bielak		21,105	676,105
9/25	155	HOU	W	2-1	84-71	3	-7	HOU	6	Chafin	Pressly		13,037	689,142
9/26	156	HOU	W	4-3	85-71	3	-6	HOU	5	Trivino	Stanek		12,288	701,430
														(80 dates)
9/27	157	at SEA	L	4-13	85-72	3	-6½	HOU	4½	Flexen	Irvin		11,169	1,430,191
9/28	158	at SEA	L	2-4	85-73	3	-7½	HOU	4½	Misiewicz	Petit	Steckenrider	12,635	1,442,826
9/29	159	at SEA	L	2-4	85-74	3	-7½	HOU	3½	Castillo	Chafin	Steckenrider	17,366	1,460,192
9/30		OFF DAY				3	-8	HOU	4					
10/1	160	at HOU	W	8-6	86-74	3	-7	HOU	4	Manaea	Valdez	Trivino	26,762	1,486,954
10/2	161	at HOU	L	4-10	86-75	3	-8	HOU	4	Maton	Blackburn		29,208	1,516,162
10/3	162	at HOU	L	6-7	86-76	3	-9	HOU	5	Taylor	Trivino		29,752	1,545,914
														(81 dates)

* indicates sellout. CAPS indicates complete game. Coliseum capacity was 12,188 from April 1-June 16.

WILD CARD DAY-BY-DAY

DATE	POS	GB	WC1	WC2	DATE	POS	GB	WC1	WC2	DATE	POS	GB	WC1	WC2
7/12-15	2	+3½	TB	OAK	8/13	1	+3½	OAK	BOS	9/11	t4	-2	BOS	NY/TOR
7/16	2	+3½	TB	OAK	8/14	1	+3½	OAK	BOS	9/12	t4	-3	TOR/BOS	—
7/17	2	+3½	TB	OAK	8/15	t1	+2½	OAK/BOS	—	9/13	5	-2½	TOR	NY/BOS
7/18	2	+2½	TB	OAK	8/16	2	+1½	BOS	OAK	9/14	5	-3½	NY/TOR/BOS	—
7/19	2	+3	TB	OAK	8/17	t1	—	OAK/BOS/NYY	—	9/15	4	-3½	NY/TOR/BOS	—
7/20	2	+3	TB	OAK	8/18	t2	—	NY	OAK/BOS	9/16	4	-3	TOR/BOS	—
7/21	2	+3½	TB	OAK	8/19	2	+½	NY	OAK	9/17	4	-2½	BOS	NY
7/22	2	+4½	TB	OAK	8/20	2	+½	NY	OAK	9/18	4	-2	BOS	TOR
7/23	2	+3½	TB	OAK	8/21	2	+½	NY	OAK	9/19	4	-2	BOS	TOR
7/24	2	+2½	BOSorTB	OAK	8/22	t2	—	NY	OAK/BOS	9/20	4	-2	BOS	TOR
7/25	2	+1½	TB	OAK	8/23	3	-1	NY	BOS	9/21	t4	-3	BOS	TOR
7/26	2	+1	TB	OAK	8/24	3	-2	NY	BOS	9/22	5	-3½	BOS	NY
7/27	2	+1	TB	OAK	8/25	3	-1½	NY	BOS	9/23	5	-4	BOS	NY
7/28	2	+2	TB	OAK	8/26	3	-2½	NY	BOS	9/24	5	-4	BOS	NY
7/29	2	+2½	TB	OAK	8/27	3	-3½	NY	BOS	9/25	5	-4	BOS/NYY	—
7/30	2	+2½	TB	OAK	8/28	3	-3½	NY	BOS	9/26	5	-3	NY	BOS
7/31	2	+2½	BOS	OAK	8/29	3	-2½	NY	BOS	9/27	5	-3½	NY	BOS
8/1	2	+2½	BOS	OAK	8/30	3	-2	NY	BOS	9/28	5	-3½	NY	BOS
8/2	2	+3	BOS	OAK	8/31	3	-1	NY	BOS	9/29	5	-4½	NY	BOS
8/3	2	+2	BOS	OAK	9/1	3	-2	NY	BOS	9/30	5	-4	NY	BOS/SEA
8/4	2	+2	BOS	OAK	9/2	3	-2	NY	BOS	10/1	5	-4	NY	BOS
8/5	2	+1½	BOS	OAK	9/3	3	-3	NY	BOS	10/2	5	-5	BOS/NYY	—
8/6	2	+1½	BOS	OAK	9/4	t3	-4	NY	BOS	10/3	5	-6	BOS/NYY	—
8/7	2	+1½	BOS	OAK	9/5	t4	-4	NY	BOS					
8/8	t1	+2½	OAK/BOS	—	9/6	5	-3½	NY	BOS					
8/9	t1	+2	OAK/BOS	—	9/7	5	-3½	NY	BOS					
8/10	1	+3	OAK	BOS	9/8	5	-3	BOS	NY					
8/11	1	+3	OAK	BOS	9/9	t4	-2	BOS	NY					
8/12	1	+4	OAK	BOS	9/10	t4	-1	BOS	NY					

POS indicates A's rank among all non-division leaders. GB indicates A's games behind second wild card team or games ahead of third best non-division leader.

MISCELLANEOUS STATS

Multiple Hit Games

PLAYER	2	3	4	5	TOT
Andrus	22	5	1	0	28
Bolt	1	0	0	0	1
Brown	10	2	0	0	12
Canha	24	4	0	0	28
Chapman	16	7	0	0	23
Davis	2	0	0	0	2
Garcia	3	0	0	0	3
Gomes	7	0	0	0	7
Harrison	7	3	1	0	11
Kemp	15	4	1	0	20
Laureano	13	5	1	0	19
Lowrie	25	7	0	0	32
Manaea	1	0	0	0	1
Marte	14	5	2	0	21
Moreland	9	0	0	0	9
Murphy	17	2	0	0	19
Olson	32	6	3	0	41
Pinder	8	3	0	0	11
Piscotty	5	1	0	0	6

Multiple RBI Games

PLAYER	2	3	4	5	6	TOT
Andrus	7	0	0	0	0	7
Brown	8	4	0	0	0	12
Canha	12	2	1	0	0	15
Chapman	7	7	0	0	0	14
Garcia	2	0	0	0	0	2
Gomes	2	1	1	0	0	4
Harrison	7	1	0	0	0	8
Kemp	3	2	0	1	0	6
Laureano	6	2	0	0	0	8
Lowrie	11	6	0	0	0	17
Marte	1	2	1	0	0	4
Moreland	5	1	0	0	0	6
Murphy	13	1	0	0	0	14
Olson	19	5	4	0	0	28
Pinder	3	1	1	0	0	5
Piscotty	4	0	0	0	0	4
Schwindel	1	0	0	0	0	1

Game Tying/Go Ahead RBI

PLAYER	GT	GA	TOT
Andrus	4	7	11
Bolt	1	0	1
Brown	5	11	16
Canha	4	11	15
Chapman	6	21	27
Davis	1	1	2
Garcia	0	1	1
Gomes	1	3	4
Harrison	3	2	5
Kemp	1	13	14
Laureano	2	11	13
Lowrie	8	19	27
Machin	1	0	1
Marte	0	6	6
Moreland	3	9	12
Murphy	6	10	16
Olson	9	31	40
Pinder	1	5	6
Piscotty	0	3	3

CLUB STATISTICS

AL West	Home		Road		Totals	
	W	L	W	L	W	L
vs. Houston Astros	4	6	4	5	8	11
vs. Los Angeles Angels	7	2	8	2	15	4
vs. Seattle Mariners	1	8	3	7	4	15
vs. Texas Rangers	5	4	5	5	10	9
Totals	17	20	20	19	37	39

AL Central	Home		Road		Totals	
	W	L	W	L	W	L
vs. Chicago White Sox	2	1	1	3	3	4
vs. Cleveland Indians	1	2	3	0	4	2
vs. Detroit Tigers	4	0	2	1	6	1
vs. Kansas City Royals	3	1	2	1	5	2
vs. Minnesota Twins	3	0	2	1	5	1
Totals	13	4	10	6	23	10

AL East	Home		Road		Totals	
	W	L	W	L	W	L
vs. Baltimore Orioles	1	2	2	1	3	3
vs. Boston Red Sox	1	2	2	1	3	3
vs. New York Yankees	2	2	1	2	3	4
vs. Tampa Bay Rays	2	1	2	2	4	3
vs. Toronto Blue Jays	2	2	0	3	2	5
Totals	8	9	7	9	15	18
Totals vs. A.L.	38	33	37	34	75	67

NL	W	L	W	L	W	L
vs. Arizona D'backs	2	0	2	0	4	0
vs. Colorado Rockies	0	0	2	1	2	1
vs. Los Angeles Dodgers	1	2	0	0	1	2
vs. San Diego Padres	1	1	1	1	2	2
vs. San Francisco Giants	1	2	1	2	2	4
Totals	5	5	6	4	11	9
Overall Totals	43	38	43	38	86	76

	Home		Road		Totals	
	W	L	W	L	W	L
Shutouts	7	2	4	5	11	7
SHO - Individual	2	0	1	0	3	0
Extra Innings	5	1	3	2	8	3
One-Run Decisions	14	12	9	15	23	27
Two-Run Decisions	6	6	8	10	14	16
vs. LH Starters	16	16	21	10	37	26
vs. RH Starters	27	22	22	28	49	50
Grass Fields	43	38	34	28	77	66
Artificial Fields	0	0	0	0	0	0
Day Games	22	18	16	13	38	31
Night Games	21	20	27	25	48	45

	Oak	Opp.
Double Plays	116	122
Triple Plays	0	1
Left On Base	1084	1089
Solo HR	138	111
Two-Run HR	44	51
Three-Run HR	15	28
Grand Slam HR	2	1
Home Runs (Home)	87	91
Home Runs (Away)	112	100

HIGHS AND LOWS

CLUB

Longest Winning Streak.....	13, April 9 to 24
Longest Winning Streak, Home	8, April 7 to 21
Longest Winning Streak, Road	6, April 9 to 24
Longest Losing Streak.....	6, August 21 to 27
.....	6, April 1 to 6
Longest Losing Streak, Home	6, September 11 to 23
.....	6, August 21 to 27
.....	6, April 1 to 6
Longest Losing Streak, Road	4, September 3 to 14
.....	4, August 15 to 18
.....	4, July 23 to 27
Most Runs, Game, A's	17, August 12 at Cleveland
Most Runs, Game, Opponents	13, September 27 at Seattle
Most Runs, Inning, A's	7, August 7 vs. Texas (3rd)
Most Runs, Inning, Opponents	6, September 3 at Toronto (8th)
.....	6, May 1 vs. Baltimore (3rd)
Largest Margin, Victory.....	17, August 12 at Cleveland (17-0)
Largest Margin, Loss	9, September 27 at Seattle (4-13)
.....	9, August 17 at Chicago-AL (0-9)
Most Hits, Game, A's	18, September 15 at Kansas City
Most Hits, Game, Opponents.....	18, April 21 vs. Minnesota

Most Hits, Inning, A's	6, August 7 vs. Texas (3rd)
	6, June 16 vs. Los Angeles-AL (6th)
Most Hits, Inning, Opponents	5 (10 times), last: September 7 vs. Chicago-AL (5th)
Most Home Runs, Game, A's	5, August 14 at Texas
Most Home Runs, Game, Opponents	4 (seven times), last: October 3 at Houston
Most Doubles, Game, A's	5 (four times), last: June 4 at Colorado
Most Doubles, Game, Opponents	4 (eight times), last: September 20 vs. Seattle
Most Triples, Game, A's	1 (19 times), last: October 2 at Houston
Most Triples, Game, Opponents	2, September 21 vs. Seattle
Most Stolen Bases, Game, A's	4, August 3 vs. San Diego
	4, April 20 vs. Minnesota G#1
Most Stolen Bases, Game, Opponents	3 (four times), last: September 12 vs. Texas
Most Strikeouts, A's Pitchers	15, July 22 at Seattle
	15, June 20 at New York (AL)
Most Strikeouts, Opponents Pitchers	18, July 23 at Seattle
Most Walks, A's Pitchers	9, July 10 at Texas
Most Walks, Opponents Pitchers	12, April 15 vs. Detroit
Fewest Hits Allowed, A's Pitchers	2 (four times), last: September 24 vs. Houston
Fewest Hits Allowed, Opponents Pitchers	2, September 5 at Toronto
Most Left on Base, Nine Inning Game	14, July 22 at Seattle
	14, April 15 vs. Detroit
Most Left on Base, Extra Inning Game	17, July 3 vs. Boston (12)
Fewest Left on Base, Game	1, September 12 vs. Texas
Most Errors, Game	3, September 17 at Los Angeles (AL)
	3, August 13 at Texas
Largest Comeback in Win	5, April 13 at Arizona
Largest Lead Surrendered in Loss	6, September 14 at Kansas City
	6, September 3 at Toronto

INDIVIDUAL

Grand Slams	Chad Pinder, September 24 vs. Houston (Brooks Raley)
	Matt Olson, April 20 vs. Minnesota G#1 (Jorge Alcalá)
Pinch Hit Home Runs	Khris Davis, October 3 at Houston (Blake Taylor)
	Chad Pinder, September 24 vs. Houston (Brooks Raley)
	Seth Brown, July 25 at Seattle (Casey Sadler)
	Mark Canha, May 14 at Minnesota (Derek Law)
	Chad Pinder, April 2 vs. Houston (Brooks Raley)
Lead Off Home Runs	Mark Canha, May 20 vs. Houston (Luis Garcia)
	Mark Canha, May 6 vs. Toronto (Hyun-Jin Ryu)
Inside-The-Park Home Runs	None
Game Ending Home Runs	Starling Marte, August 6 vs. Texas (Jimmy Herget)
	Jed Lowrie, July 16 vs. Cleveland (Emmanuel Clase)
	Seth Brown, May 7 vs. Tampa Bay (Jeffrey Springs)
Back-to-Back Home Runs	Jed Lowrie and Mark Canha, September 2 at Detroit
	Matt Chapman and Sean Murphy, August 26 vs. New York (AL)
	Mitch Moreland and Matt Chapman, August 14 at Texas
	Jed Lowrie and Sean Murphy, July 11 at Texas
	Sean Murphy and Seth Brown, July 10 at Texas
	Aramis Garcia and Mark Canha, April 17 vs. Detroit
Longest Hitting Streak	16, Matt Chapman, June 11 to 29
Most Runs, Game	3 (15 times), last: Starling Marte, September 24 vs. Houston
Most Hits, Game	4 (nine times), last: Tony Kemp, October 2 at Houston
Most Doubles, Game	2 (13 times), last: Jed Lowrie, September 1 at Detroit
Most Triples, Game	1 (19 times), last: Starling Marte, October 2 at Houston
Most Home Runs, Game	2 (nine times), last: Seth Brown, October 3 at Houston
Most Runs Batted In, Game	5, Tony Kemp, June 1 at Seattle
Most Walks, Game	5, Matt Chapman, August 12 at Cleveland
Most Strikeouts, Game	5, Matt Chapman, September 24 vs. Houston
Most Stolen Bases, Game	3, Starling Marte, August 1 at Los Angeles (AL)
Longest Winning Streak	10, Chris Bassitt, April 12 to July 11
Longest Losing Streak	4, Sean Manaea, June 20 to July 7
	4, Cole Irvin, May 9 to 30
Most Strikeouts, Game	13, Sean Manaea, July 22 at Seattle
Most Walks, Game	5, Chris Bassitt, April 12 at Arizona

Most Innings, Game, Starter	9.0, Sean Manaea, June 2 at Seattle
Most Innings, Game, Reliever.....	9.0, Chris Bassitt, May 27 vs. Los Angeles (AL)
Most Innings, Game, Reliever.....	3.1 (five times), last: James Kaprielian, October 2 at Houston
Low Hit Complete Game	2, Chris Bassitt, May 27 vs. Los Angeles (AL)
Most Consecutive Scoreless Innings.....	18.0, Frankie Montas, August 22 to September 2
Most Consecutive Batters Retired.....	19, Sean Manaea, May 2 to 7

GENERAL

Longest Game, Innings	12, July 3 vs. Boston
Longest Game, Time, Nine Innings.....	4:02, September 15 at Kansas City
Longest Game, Time, Extra Innings.....	4:24, July 3 vs. Boston (12)
Shortest Game, Time.....	2:08, April 20 vs. Minnesota G#2 (7 inn.)
Shortest Game, Time, Nine Innings.....	2:18, May 4 vs. Toronto
Largest Crowd, Home.....	40,133, August 20 vs. San Francisco
Smallest Crowd, Home	2,865, May 25 vs. Seattle
Largest Crowd, Road.....	40,162, July 27 at San Diego
Smallest Crowd, Road.....	2,924, April 27 at Tampa Bay
Postponement, Home.....	April 19 vs. Minnesota (Twins Covid-19)
Postponement, Road.....	None

BATTING WITH RISP

PLAYER	AVG	AB	H	TB	2B	3B	HR	RBI	SAC	SF	HBP	BB	IBB	SO	GIDP	OBP	SLG	OPS
Andrus, E	.221	113	25	29	4	0	0	34	3	4	2	9	2	16	4	.281	.257	.538
Bassitt, C	.000	1	0	0	0	0	0	0	0	0	0	0	0	1	0	.000	.000	.000
Bolt, S	.154	13	2	3	1	0	0	3	1	0	0	1	0	5	0	.214	.231	.445
Brown, S	.153	72	11	18	1	0	2	19	0	2	1	9	2	24	0	.250	.250	.500
Canha, M	.293	116	34	44	2	1	2	40	0	2	5	20	0	23	4	.413	.379	.792
Chapman, M	.228	123	28	42	6	1	2	43	0	9	0	23	0	48	4	.329	.341	.670
Davis, K	.364	11	4	6	2	0	0	4	0	0	0	0	0	2	0	.364	.545	.909
Diekman, J	.000	1	0	0	0	0	0	0	0	0	0	0	0	1	0	.000	.000	.000
Garcia, A	.231	13	3	3	0	0	0	3	0	0	0	0	0	7	0	.231	.231	.462
Gomes, J	.214	28	6	11	2	0	1	11	0	1	0	2	0	9	2	.258	.393	.651
Harrison, J	.220	50	11	12	1	0	0	18	0	2	1	1	0	7	3	.241	.240	.481
Irvin, C	.000	1	0	0	0	0	0	1	1	0	0	0	0	0	0	.000	.000	.000
Kemp, T	.304	69	21	34	2	1	3	29	3	5	1	15	0	12	1	.411	.493	.904
Kozma, P	.000	3	0	0	0	0	0	0	0	0	0	0	0	1	0	.000	.000	.000
Laureano, R	.256	78	20	32	6	0	2	21	0	1	3	9	0	19	2	.352	.410	.762
Lowrie, J	.342	120	41	63	10	0	4	57	0	4	1	18	1	29	2	.420	.525	.945
Machín, V	.000	3	0	0	0	0	0	1	1	0	0	2	0	0	0	.400	.000	.400
Manaea, S	.000	1	0	0	0	0	0	0	0	0	0	0	0	0	0	.000	.000	.000
Marte, S	.333	63	21	32	6	1	1	23	0	1	1	2	0	11	1	.358	.508	.866
Montas, F	.000	1	0	0	0	0	0	0	0	0	0	0	0	1	0	.000	.000	.000
Moreland, M	.222	54	12	16	1	0	1	18	0	3	0	5	0	13	3	.274	.296	.570
Murphy, S	.293	75	22	34	12	0	0	33	0	3	1	15	0	23	0	.404	.453	.858
Olson, M	.261	153	40	81	11	0	10	78	0	11	4	35	12	36	5	.389	.529	.919
Pinder, C	.212	52	11	19	2	0	2	19	0	1	1	3	0	18	1	.263	.365	.628
Piscotty, S	.281	32	9	16	1	0	2	11	0	0	0	3	0	10	0	.343	.500	.843
Schwindel, F	.250	4	1	1	0	0	0	0	0	0	0	0	0	2	0	.250	.250	.500
Tom, K	.500	2	1	1	0	0	0	1	0	0	0	0	0	0	0	.500	.500	1.000
Wilson, J	.000	1	0	0	0	0	0	0	0	0	0	0	0	0	0	.000	.000	.000
OAKLAND	.258	1253	323	497	70	4	32	467	9	49	21	172	17	318	32	.345	.397	.742
OPPONENTS	.244	1225	299	495	53	7	43	446	10	29	14	111	11	285	28	.307	.404	.712

BATTING WITH THE BASES LOADED

PLAYER	AVG	AB	H	TB	2B	3B	HR	RBI	SAC	SF	HBP	BB	IBB	SO	GDP	OBP	SLG	OPS
Andrus, E	.250	12	3	3	0	0	0	9	0	1	1	2	0	1	1	.375	.250	.625
Bolt, S	.000	0	0	0	0	0	0	1	0	0	1	0	0	0	0	1.000	.000	1.000
Brown, S	.000	5	0	0	0	0	0	3	0	2	0	0	0	1	0	.000	.000	.000
Canha, M	.273	11	3	4	1	0	0	8	0	1	0	1	0	1	0	.308	.364	.671
Chapman, M	.400	10	4	6	2	0	0	8	0	1	0	1	0	3	1	.417	.600	1.017
Davis, K	.000	1	0	0	0	0	0	0	0	0	0	0	0	1	0	.000	.000	.000
Garcia, A	.000	2	0	0	0	0	0	0	0	0	0	0	0	2	0	.000	.000	.000
Gomes, Y	.000	2	0	0	0	0	0	0	0	0	0	0	0	1	0	.000	.000	.000
Harrison, J	.375	8	3	3	0	0	0	6	0	1	0	0	0	2	2	.333	.375	.708
Kemp, T	.300	10	3	3	0	0	0	5	0	1	0	1	0	4	0	.333	.300	.633
Laureano, R	.250	4	1	1	0	0	0	2	0	0	0	1	0	0	1	.400	.250	.650
Lowrie, J	.167	12	2	2	0	0	0	7	0	1	0	1	0	3	1	.214	.167	.381
Machin, V	.000	1	0	0	0	0	0	1	0	0	0	0	0	0	0	.000	.000	.000
Marte, S	.444	9	4	5	1	0	0	6	0	1	0	0	0	1	0	.500	.556	1.056
Moreland, M	.000	3	0	0	0	0	0	1	0	0	0	1	0	1	1	.250	.000	.250
Murphy, S	.333	6	2	3	1	0	0	7	0	1	0	2	0	2	0	.444	.500	.944
Olson, M	.400	15	6	10	1	0	1	21	0	4	0	1	0	2	1	.350	.667	1.017
Pinder, C	.333	9	3	6	0	0	1	7	0	0	0	0	0	3	0	.333	.667	1.000
Piscotty, S	.000	4	0	0	0	0	0	0	0	0	0	0	0	2	0	.000	.000	.000
Tom, K	.000	1	0	0	0	0	0	0	0	0	0	0	0	0	0	.000	.000	.000
OAKLAND	.272	125	34	46	6	0	2	92	0	13	2	12	0	30	8	.316	.368	.684
OPPONENTS	.235	98	23	30	4	0	1	62	0	8	0	4	0	28	2	.245	.306	.552

DESIGNATED HITTING STATISTICS

Player	AVG	G	AB	R	H	TB	2B	3B	HR	RBI	SAC	SF	HBP	BB	IBB	SO	SB	CS	DP	OBP	SLG	OPS
Bolt, S	.000	1	1		0	0	0	0	0	0	0	0	0	0	0	0			0	.000	.000	.000
Brown, S	.176	6	17		3	10	1	0	2	2	0	0	0	1	0	6			0	.222	.588	.810
Canha, M	.118	6	17		2	2	0	0	0	1	0	1	2	3	0	7			1	.304	.118	.422
Davis, K	.227	17	44		10	13	3	0	0	2	0	0	0	2	0	12			0	.261	.295	.556
Garcia, A	.000	1	2		0	0	0	0	0	0	0	0	1	0	0	0			1	.333	.000	.333
Gomes, Y	.077	6	13		1	2	1	0	0	1	0	0	0	1	0	5			1	.143	.154	.297
Laureano, R	.316	5	19		6	11	2	0	1	4	0	0	0	1	0	3			1	.350	.579	.929
Lowrie, J	.207	50	174		36	60	9	0	5	24	0	3	1	22	1	51			4	.295	.345	.640
Moreland, M	.222	56	185		41	80	10	1	9	25	0	3	2	18	0	49			4	.293	.432	.726
Murphy, S	.143	5	14		2	3	1	0	0	2	0	0	0	3	0	3			0	.294	.214	.508
Olson, M	.063	4	16		1	1	0	0	0	0	0	0	0	0	0	5			1	.063	.063	.125
Pinder, C	.200	2	5		1	2	1	0	0	0	0	0	0	0	0	2			0	.200	.400	.600
Piscotty, S	.200	2	5		1	4	0	0	1	1	0	0	0	0	0	1			0	.200	.800	1.000
Schwindel, F	.188	5	16		3	7	1	0	1	3	0	0	0	0	0	5			0	.188	.438	.625
Tom, K	.000	1	1		0	0	0	0	0	0	0	0	0	0	0	0			0	.000	.000	.000
OAKLAND	.202	152	529		107	195	29	1	19	65	0	7	6	51	1	149			13	.277	.369	.645

OAKLAND A'S OPENING DAY TRIVIA

Youngest Opening Day Starters

Claudell Washington, LF (1975)	20 yrs, 220 days
Rickey Henderson, LF (1980)	21 yrs, 106 days
Eric Chavez, 3B (1999)	21 yrs, 119 days
Claudell Washington, RF (1976)	21 yrs, 221 days
Vida Blue, P (1971)	21 yrs, 251 days
Jose Canseco, LF (1986)	21 yrs, 280 days
Reggie Jackson, RF (1968)	21 yrs, 327 days
Ben Grieve, RF (1998)	21 yrs, 332 days

Oldest Opening Day Starters

Reggie Jackson, DH (1987)	40 yrs, 324 days
Tom Candiotti, P (1998)	40 yrs, 213 days
Joe Morgan, 2B (1984)	40 yrs, 196 days
Tony Phillips, 2B (1999)	39 yrs, 344 days
Randy Velarde, 2B (2002)	39 yrs, 128 days
Rickey Henderson, LF (1998)	39 yrs, 97 days
Don Baylor, DH (1988)	38 yrs, 281 days
Mike Piazza, DH (2007)	38 yrs, 209 days
Dave Stewart, P (1995)	38 yrs, 66 days

PINCH HITTING STATISTICS

Player	AVG	G	AB	R	H	TB	2B	3B	HR	RBI	SAC	SF	HBP	BB	IBB	SO	SB	CS	DP	OBP	SLG	OPS
Allen, A	.500	2	2	1	1	0	0	0	0	0	0	0	0	0	0	1			0	.500	.500	1.000
Andrus, E	.000	2	2	0	0	0	0	0	0	0	0	0	0	0	0	0			0	.000	.000	.000
Barrera, L	.000	1	1	0	0	0	0	0	0	0	0	0	0	0	0	0			0	.000	.000	.000
Bolt, S	.000	4	3	0	0	0	0	0	0	1	0	0	0	0	0	1			0	.000	.000	.000
Brown, S	.222	29	27	6	10	1	0	1	6	0	1	0	1	0	1	0	8		0	.241	.370	.612
Canha, M	.500	2	2	1	4	0	0	1	1	0	0	0	0	0	0	0			0	.500	2.000	2.500
Chapman, M	.000	1	1	0	0	0	0	0	0	0	0	0	0	0	0	1			0	.000	.000	.000
Davis, K	.500	6	6	3	7	1	0	1	3	0	0	0	0	0	0	2			0	.500	1.167	1.667
Garcia, A	1.000	1	1	1	1	0	0	0	0	0	0	0	0	0	0	0			0	1.000	1.000	2.000
Gomes, Y	.143	7	7	1	1	0	0	0	1	0	0	0	0	0	0	2			0	.143	.143	.286
Harrison, J	.000	1	1	0	0	0	0	0	0	0	0	0	0	0	0	1			0	.000	.000	.000
Kemp, T	.231	16	13	3	4	1	0	0	1	0	1	0	2	0	3			0	.313	.308	.620	
Laureano, R	.000	1	1	0	0	0	0	0	0	0	0	0	0	0	0	1			0	.000	.000	.000
Lowrie, J	.190	21	21	4	6	2	0	0	1	0	0	0	0	0	0	5			0	.190	.286	.476
Machin, V	.000	2	2	0	0	0	0	0	0	0	0	0	0	0	0	0			0	.000	.000	.000
Moreland, M	.294	17	17	5	5	0	0	0	2	0	0	0	0	0	0	3			1	.294	.294	.588
Murphy, S	.400	7	5	2	2	0	0	0	1	0	1	0	1	0	1			0	.429	.400	.829	
Pinder, C	.545	14	11	6	13	1	0	2	9	0	0	0	3	0	3			1	.643	1.182	1.825	
Piscotty, S	.133	17	15	2	2	0	0	0	1	0	0	1	1	0	3			1	.235	.133	.369	
Schwindel, F	.000	4	4	0	0	0	0	0	0	0	0	0	0	0	0	0			0	.000	.000	.000
Tom, K	.000	2	2	0	0	0	0	0	0	0	0	0	0	0	0	1			0	.000	.000	.000
Wilson, J	.000	1	1	0	0	0	0	0	0	0	0	0	0	0	0	0			0	.000	.000	.000
OAKLAND	.241	100	145	35	56	6	0	5	26	1	3	1	8	0	36			3	.280	.386	.666	
OPPONENTS	.173	81	98	17	31	2	0	4	11	0	1	0	13	0	33			2	.268	.316	.584	

PLAYER TRANSACTIONS

- Feb. 27 Paul Blackburn outrighted to Las Vegas
- Mar. 15 Luis Barrera, Skye Bolt, Greg Deichmann, Grant Holmes, James Kaprielian and Miguel Romero optioned to Las Vegas; Wandisson Charles optioned to Midland; Dany Jiménez returned to Toronto (Rule 5); Frankie Montas reinstated from Covid-19 related injured list
- Mar. 21 Jordan Weems optioned to Las Vegas; Nik Turley claimed off waivers by the Chicago White Sox
- Mar. 24 Austin Allen optioned to Las Vegas
- Mar. 28 Seth Brown and Vimael Machin optioned to Las Vegas
- April 1 Reymin Guduan and Jed Lowrie selected from Las Vegas; Mike Fiers placed on the 10-day injured list retroactive to March 29 (lumbar strain); Trevor Rosenthal placed on the 10-day injured list retroactive to March 30 (right shoulder inflammation); Daulton Jefferies and A.J. Puk optioned to alternate site; Skye Bolt designated for assignment

OPENING DAY ROSTER

- Pitchers (13):** Chris Bassitt, Jake Diekman, Reymin Guduan, Cole Irvin, Adam Kolarek, Jesús Luzardo, Sean Manaea, Frankie Montas, Yusmeiro Petit, Sergio Romo, Burch Smith, Lou Trivino, J.B. Wendelken
- Catchers (2):** Aramis Garcia, Sean Murphy
- Infielders (7):** Elvis Andrus, Matt Chapman, Tony Kemp, Jed Lowrie, Mitch Moreland, Matt Olson, Chad Pinder
- Outfielders (4):** Mark Canha, Ramón Laureano, Stephen Piscotty, Ka'ai Tom

- April 5 Chad Pinder placed on the 10-day injured list (sprained left knee); A.J. Puk recalled from alternate site; Skye Bolt claimed off waivers by San Francisco; Mike Fiers sent to alternate site on a rehab assignment
- April 6 Reymin Guduan placed on the 10-day injured list (sprained left thumb); Burch Smith placed on the 10-day injured list retroactive to April 4 (strained right groin); Seth Brown and Jordan Weems recalled from alternate site
- April 8 A.J. Puk placed on the 10-day injured list retroactive to April 6 (left biceps strain); Deolis Guerra selected from alternate site; Trevor Rosenthal transferred to the 60-day injured list
- April 15 Reymin Guduan sent to Las Vegas on a rehab assignment

April 16	Stephen Piscotty placed on the paternity list; Vimal Machin recalled from alternate site	June 16	Ramón Laureano reinstated from the injured list; Skye Bolt optioned to Las Vegas
April 20	Stephen Piscotty reinstated from the paternity list; Ka'ai Tom designated for assignment; Reymin Guduan reinstated from the injured list and recalled as 27th man for the doubleheader	June 17	J.B. Wendelken sent to Las Vegas on a rehab assignment
April 21	Jordan Weems optioned to alternate site; Ka'ai Tom claimed off waivers by Pittsburgh	June 19	Stephen Piscotty placed on the 10-day injured list retroactive to June 17 (sprained left wrist); Skye Bolt recalled from Las Vegas
April 26	Mike Fiers reinstated from the injured list; Adam Kolarek optioned to alternate site	June 21	Jesús Luzardo optioned to Las Vegas; Domingo Acevedo selected from Las Vegas
May 2	J.B. Wendelken placed on the 10-day injured list (strained left oblique); Jesús Luzardo placed on the 10-day injured list (fractured left hand); Adam Kolarek and Jordan Weems recalled from alternate site	June 25	Mark Canha placed on the 10-day injured list (strained left hip); Vimal Machin recalled from Las Vegas
May 4	Aramis Garcia placed on the 10-day injured retroactive to May 2 (viral enteritis); Austin Allen recalled from Las Vegas	June 29	J.B. Wendelken reinstated from the injured list; Frank Schwindel selected from Las Vegas; Vimal Machin optioned to Las Vegas; Cam Bedrosian designated for assignment
May 5	Skye Bolt acquired from the San Francisco Giants for cash considerations	July 2	Cam Bedrosian elected free agency
May 6	Burch Smith sent to Las Vegas on a rehab assignment	July 3	Sam Moll selected from Las Vegas; Domingo Acevedo optioned to Las Vegas; Jordan Weems designated for assignment; Stephen Piscotty sent to Stockton on a rehab assignment
May 7	Mike Fiers placed on the 10-day injured list (sprained right elbow); Burch Smith reinstated from the injured list	July 4	Mitch Moreland placed on the injured list; Stephen Piscotty reinstated from the injured list
May 10	Chad Pinder sent to Las Vegas on a rehab assignment	July 5	Jordan Weems claimed off waivers by Arizona
May 11	A.J. Puk sent to Las Vegas on a rehab assignment	July 8	Chad Pinder placed on the 10-day injured list (strained right hamstring); Jacob Wilson selected from Las Vegas
May 12	James Kaprielian recalled from Las Vegas; Aramis Garcia reinstated from the injured list; Austin Allen and Jordan Weems optioned to Las Vegas	July 12	Frank Schwindel optioned to Las Vegas
May 14	Chad Pinder reinstated from the injured list; Vimal Machin optioned to Las Vegas	July 16	Mitch Moreland reinstated from the injured list; Frank Schwindel designated for assignment
May 18	Mitch Moreland placed on the 10-day injured list retroactive to May 15 (inflamed costochondral junction, left rib); Luis Barrera recalled from Las Vegas	July 17	Mark Canha reinstated from the injured list; Skye Bolt optioned to Las Vegas
May 21	Cam Bedrosian selected from Las Vegas; Adam Kolarek optioned to Las Vegas; Mike Fiers transferred to the 60-day injured list	July 18	Frank Schwindel claimed off waivers by the Chicago Cubs
May 27	Mitch Moreland reinstated from the injured list; Luis Barrera optioned to Las Vegas; Jesús Luzardo sent to Las Vegas on a rehab assignment	July 26	Andrew Chafin acquired from the Chicago Cubs with cash considerations for Greg Deichmann and minor leaguer Daniel Palencia
May 28	Reymin Guduan placed on the 10-day injured list retroactive to May 26 (strained right groin); Jordan Weems recalled from Las Vegas; A.J. Puk reinstated from the injured list and optioned to Las Vegas	July 27	Sam Moll optioned to Las Vegas
May 30	Jesús Luzardo reinstated from the injured list; Jordan Weems optioned to Las Vegas	July 28	Starling Marte acquired from the Miami Marlins with cash considerations for Jesús Luzardo
June 1	Ramón Laureano placed on the 10-day injured list retroactive to May 29 (strained right hip); Skye Bolt recalled from Las Vegas	July 29	Jacob Wilson optioned to Las Vegas
June 5	Reymin Guduan sent to Las Vegas on a rehab assignment	July 30	Yan Gomes and Josh Harrison acquired from the Washington Nationals with cash for minor leaguers Richard Guasch, Drew Millas and Seth Shuman; Domingo Acevedo and Jacob Wilson designated for assignment
June 8	Reymin Guduan reinstated from the injured list and designated for assignment	July 31	James Kaprielian placed on the 10-day injured list retroactive to July 28 (right shoulder impingement); Aramis Garcia optioned to Las Vegas
June 10	Reymin Guduan outrighted to Las Vegas	Aug. 1	Daulton Jefferies recalled from Las Vegas; Seth Brown optioned to Las Vegas
		Aug. 2	Jacob Wilson claimed off waivers by the Houston Astros; Domingo Acevedo released
		Aug. 6	Ramón Laureano suspended for 80 games for violating Major League Baseball's Joint

	Drug Prevention and Treatment Program; Seth Brown recalled from Las Vegas	Sept. 18	Sam Moll recalled from Las Vegas; Daulton Jefferies placed on the 10-day injured list retroactive to Sept. 15 (right elbow ulnar neuritis)
Aug. 8	James Kaprielian reinstated from the injured list; Daulton Jefferies optioned to Las Vegas	Sept. 20	Michael Feliz claimed off waivers from Boston; Aramis Garcia designated for assignment
Aug. 10	A.J. Puk recalled from Las Vegas; J.B. Wendleken designated for assignment	Sept. 21	Miguel Romero optioned to Las Vegas
Aug. 11	J.B. Wendelken claimed off waivers by Arizona	Sept. 22	Aramis Garcia released
Aug. 14	Elvis Andrus placed on paternity list; Vimael Machin recalled from Las Vegas	Sept. 23	Chris Bassitt reinstated from the injured list; Sam Moll placed on the paternity list
Aug. 15	Chad Pinder sent to Las Vegas on a rehab assignment	Sept. 26	Elvis Andrus placed on the 10-day injured list (fractured left fibula); Jed Lowrie placed on the 10-day injured list (sprained right hand); Sam Moll reinstated from the paternity list; Vimael Machin recalled from Las Vegas
Aug. 17	Elvis Andrus reinstated from paternity list; Vimael Machin optioned to Las Vegas	Sept. 27	Luis Barrera recalled from Las Vegas; Michael Feliz designated for assignment
Aug. 18	Chris Bassitt placed on the 10-day injured list (right facial fracture); Paul Blackburn selected from Las Vegas	Sept. 30	Mike Fiers returned from rehab assignment
Aug. 20	Chad Pinder reinstated from the injured list; Seth Brown optioned to Las Vegas	Oct. 1	Pete Kozma selected from Las Vegas; Vimael Machin placed on the 10-day injured list (stomach illness); Michael Feliz released
Aug. 21	Stephen Piscotty placed on the 10-day injured list (sprained left wrist); Seth Brown recalled from Las Vegas	Oct. 4	Elvis Andrus, Daulton Jefferies, Jed Lowrie, Vimael Machin, Mitch Moreland and Stephen Piscotty reinstated from the injured list
Aug. 27	Seth Brown placed on the injured list (positive Covid-19 test); Daulton Jefferies recalled from Las Vegas	Oct. 18	Pete Kozma outrighted to Las Vegas
Aug. 31	Mitch Moreland placed on the injured list retroactive to Aug. 27 (left wrist tendinitis); Skye Bolt recalled from Las Vegas	Nov. 3	Mike Fiers and Trevor Rosenthal reinstated from the injured list; Mark Canha, Khris Davis, Jake Diekman, Mike Fiers, Yan Gomes, Josh Harrison, Jed Lowrie, Starling Marte, Mitch Moreland, Yusmeiro Petit, Sergio Romo and Trevor Rosenthal elected free agency
Sept. 1	Khris Davis selected from Las Vegas; Austin Allen recalled from Las Vegas	Nov. 4	Andrew Chafin elected free agency
Sept. 3	Frankie Montas placed on the restricted list; Sam Moll recalled from Las Vegas	Nov. 19	Nick Allen and Cody Thomas selected from Las Vegas; Jonah Bride selected from Midland; Jorge Juan and Jordan Diaz selected from Lansing; Brent Honeywell acquired from Tampa Bay for cash considerations
Sept. 7	Frankie Montas reinstated from the restricted list; Sam Moll optioned to Las Vegas		
Sept. 8	Miguel Romero recalled from Las Vegas; A.J. Puk optioned to Las Vegas		
Sept. 9	Seth Brown sent to Stockton on a rehab assignment		
Sept. 10	Seth Brown reinstated from the injured list; Austin Allen optioned to Las Vegas		
Sept. 14	Domingo Acevedo selected from Las Vegas; Burch Smith designated for assignment; Mike Fiers sent to Las Vegas on a rehab assignment		
Sept. 16	Burch Smith outrighted to Las Vegas		

Transactions through Feb. 28, 2022

FRANCHISE MONTHLY BESTS

Wins		Losses		Highest Winning Pct.		Lowest Winning Pct.	
26	July, 1931	28	July, 1916	.857 (24-4)	August, 2002	.067 (2-28)	July, 1916
25	July, 1928	27	September, 1940	.857 (18-3)	April, 1981	.077 (1-12)	April, 1951
24	August, 2002	27	September, 1915	.852 (23-4)	May, 1931	.103 (3-26)	August, 1943
24	July, 1929	26	August, 1960	.821 (23-5)	August, 1914	.130 (3-20)	July, 1938
23	August, 1971	26	August, 1945	.815 (22-5)	May, 1929	.136 (3-19)	June, 1916
23	May, 1931	26	August, 1943	.810 (17-4)	Sept., 2001	.143 (4-24)	June, 1920
23	July, 1930	25	July, 1936	.800 (20-5)	May, 1910	.156 (5-27)	Sept., 1915
23	August, 1914	25	August, 1938	.792 (19-5)	July, 2012	.167 (4-20)	August, 1915
22	five times	24	June, 1979	.788 (26-7)	July, 1931	.167 (2-10)	April, 1966
		24	June, 1920	.778 (21-6)	Sept., 1911	.167 (2-10)	April, 1935
				.778 (21-6)	August, 2006		

FINAL SPRING TRAINING STATISTICS

BATTING

PLAYER	AVG	G	AB	R	H	TB	2B	3B	HR	RBI	SH	SF	HP	BB	IBB	SO	SB	CS	DP	E	OBP	SLG	OPS
Allen, A	.261	12	23	2	6	12	3	0	1	2	0	0	0	1	0	7	0	0	1	0	.292	.522	.813
Allen, N	.290	25	31	5	9	12	3	0	0	5	0	0	1	1	0	4	0	0	1	1	.333	.387	.720
Andrus, E	.186	16	43	5	8	13	3	1	0	5	0	0	1	3	0	8	0	1	1	2	.255	.302	.558
Barrera, L	.267	9	15	4	4	5	1	0	0	3	0	0	1	2	0	5	1	0	0	0	.389	.333	.722
Bolt, S	.182	8	11	3	2	3	1	0	0	1	0	1	0	3	0	1	0	0	0	0	.333	.273	.606
Brown, S	.226	23	31	6	7	19	3	0	3	7	0	1	0	7	0	12	0	0	0	1	.359	.613	.972
Canha, M	.167	17	42	3	7	7	0	0	0	0	0	0	1	11	0	12	1	1	2	1	.352	.167	.518
Chapman, M	.179	18	39	6	7	18	2	0	3	3	0	0	14	0	14	12	0	0	0	2	.396	.462	.858
Davidson, L	.429	13	14	5	6	10	1	0	1	7	0	0	0	3	0	3	1	0	0	0	.529	.714	1.244
Deichmann, G	.059	15	17	1	1	1	0	0	0	0	0	0	0	2	0	7	0	0	0	1	.158	.059	.217
Diaz, E	.250	18	12	3	3	5	2	0	0	5	0	1	0	1	0	5	0	0	0	2	.286	.417	.702
Garcia, A	.370	14	27	5	10	13	3	0	0	7	0	1	0	6	0	10	0	0	0	2	.471	.481	.952
Kemp, T	.303	19	33	7	10	19	4	1	1	4	0	1	3	6	0	7	1	0	2	0	.442	.576	1.018
Kozma, P	.286	25	42	11	12	18	3	0	1	8	0	2	1	2	0	7	0	0	1	3	.319	.429	.748
Laureano, R	.357	13	28	9	10	23	3	2	2	10	0	0	1	9	0	6	2	0	0	0	.526	.821	1.348
Lowrie, J	.265	13	34	5	9	19	4	0	2	5	0	1	0	2	0	8	0	0	0	0	.297	.559	.856
Machín, V	.286	23	49	8	14	16	2	0	0	9	0	0	0	3	0	6	0	0	2	1	.327	.327	.654
McCann, K	.400	5	5	1	2	2	0	0	0	1	0	0	0	0	0	3	1	0	0	1	.400	.400	.800
Moreland, M	.200	15	35	2	7	10	3	0	0	5	0	1	1	4	0	9	0	0	0	0	.293	.286	.578
Murphy, S	.273	9	22	6	6	15	3	0	2	4	0	0	0	3	0	7	0	0	1	0	.360	.682	1.042
Olson, M	.327	18	49	11	16	39	5	0	6	18	0	1	0	2	0	14	0	0	1	1	.346	.796	1.142
Peña, F	.357	12	14	4	5	10	2	0	1	5	0	0	1	0	0	4	0	0	0	0	.400	.714	1.114
Pérez, C	.304	15	23	3	7	8	1	0	0	2	0	0	0	1	0	2	0	0	0	0	.333	.348	.681
Pinder, C	.356	19	45	12	16	30	3	1	3	7	0	0	1	7	0	9	1	0	2	0	.453	.667	1.119
Piscotty, S	.194	15	36	4	7	14	1	0	2	8	0	2	2	4	0	13	0	0	1	0	.295	.389	.684
Reed, B	.167	15	24	6	4	11	1	0	2	6	0	0	0	1	0	9	1	0	0	0	.200	.458	.658
Schwindel, F	.294	23	34	8	10	18	2	0	2	3	0	0	0	2	0	7	0	0	0	1	.333	.529	.863
Soderstrom, T	.400	10	10	1	4	7	3	0	0	1	0	0	0	0	0	3	0	0	1	0	.400	.700	1.100
Thomas, C	.292	25	24	5	7	10	1	1	0	3	0	1	1	6	0	7	0	0	0	0	.438	.417	.854
Tom, K	.310	12	29	8	9	16	2	1	1	6	0	0	1	4	0	8	0	0	0	0	.412	.552	.964
Wilson, J	.238	18	21	2	5	7	2	0	0	1	0	0	0	2	0	5	0	0	0	0	.304	.333	.638
OAKLAND	.267	28	862	161	230	410	67	7	33	151	0	13	16	112	0	220	9	2	16	21	.357	.476	.833
OPPONENTS	.228	28	826	116	188	332	53	5	27	106	0	8	15	90	0	229	6	11	16		.312	.402	.714

2021 RELIEF PITCHER EFFECTIVENESS

	Inherited Runners	Inherited Runners Scored	Inherited Runners Scored Percent	First Batters	Save Situations
Acevedo	0	0	—	3 for 9 (1 bb)	0 for 0
Bedrosian	2	0	0.0	2 for 8 (1 bb)	0 for 0
Chafin	9	5	55.6	6 for 24 (3 bb, 1 sf)	5 for 7
Diekman	17	7	41.2	12 for 55 (8 bb, 3 hbp)	7 for 14
Feliz	0	0	—	0 for 1	0 for 0
Guduan	3	2	66.7	5 for 10 (1 sf)	0 for 1
Guerra	20	6	30.0	10 for 50 (2 bb, 1 hbp)	0 for 0
Jefferies	5	0	0.0	1 for 4	0 for 0
Kaprielian	0	0	—	0 for 2 (1 hbp)	0 for 0
Kolarek	9	6	66.7	4 for 11 (1 sh)	0 for 0
Luzardo	0	0	—	1 for 7	0 for 0
Moll	2	0	0.0	1 for 8	0 for 0
Moreland	0	0	—	0 for 1	0 for 0
Petit	44	15	34.1	19 for 72 (5 bb, 1 sf)	2 for 8
Puk	2	0	0.0	3 for 12	0 for 2
Romo	24	12	50.0	18 for 62 (2 bb, 2 hbp)	3 for 7
Smith	14	6	42.9	11 for 30 (1 bb)	0 for 1
Tom	0	0	—	0 for 1	0 for 0
Trivino	16	2	12.5	13 for 64 (6 bb, 1 hbp)	22 for 26
Weems	2	0	0.0	0 for 3 (2 bb)	0 for 0
Wendelken	11	3	27.3	3 for 22 (4 bb)	0 for 1

PITCHING

PLAYER	W	L	ERA	G	GS	CG	GF	SHO	SV	IP	H	R	ER	HR	HB	BB	IBB	SO	WP	BK	AVG
Acevedo, D	0	0	4.91	5	0	0	0	0	0	3.2	3	2	2	0	0	1	0	2	0	0	.231
Alvarado, C	0	0	0.00	1	0	0	0	0	0	1.0	0	0	0	0	0	1	0	0	0	0	.000
Angulo, A	0	1	27.00	4	0	0	2	0	0	2.2	7	8	8	1	1	4	0	1	2	0	.467
Bassitt, C	2	0	1.74	3	3	0	0	0	0	10.1	7	2	2	1	0	2	0	12	0	0	.179
Blackburn, P	0	0	4.50	2	0	0	1	0	0	2.0	4	1	1	0	0	2	0	1	0	0	.444
Blackham, M	1	0	2.57	7	0	0	3	0	1	7.0	4	2	2	0	0	2	0	10	0	0	.182
Bracewell, B	0	0	0.00	4	0	0	0	0	0	5.0	3	0	0	0	0	1	0	4	0	0	.176
Charles, W	0	0	4.50	2	0	0	0	0	0	2.0	3	1	1	0	0	0	0	0	0	0	.333
Conley, B	0	0	4.50	2	0	0	2	0	0	2.0	3	1	1	1	0	0	0	3	0	0	.333
Criswell, J	0	1	54.00	1	0	0	0	0	0	0.2	1	4	4	0	1	2	0	0	0	0	.333
Diekman, J	1	0	0.00	6	0	0	0	0	0	6.0	0	0	0	0	0	1	0	7	0	0	.000
Dunshee, P	0	1	9.00	2	2	0	0	0	0	5.0	6	5	5	2	0	2	0	2	1	0	.300
DuRapai, M	0	0	3.86	3	0	0	1	0	0	2.1	4	1	1	0	0	0	0	3	0	0	.364
Guduan, R	0	0	0.96	9	0	0	3	0	1	9.1	3	1	1	0	0	1	0	5	0	0	.103
Guerra, D	0	0	0.00	7	0	0	3	0	0	6.2	3	0	0	0	0	3	0	12	0	0	.136
Holmes, G	1	0	1.50	3	2	0	1	0	1	6.0	2	1	1	0	1	2	0	6	0	0	.111
Howard, B	1	0	0.00	3	0	0	1	0	0	4.1	3	0	0	0	0	1	0	5	0	0	.188
Irvin, C	1	1	1.00	5	3	0	2	0	0	18.0	10	2	2	1	0	3	0	18	0	0	.169
Jackson, Z	0	0	0.00	2	0	0	2	0	1	1.2	0	0	0	0	0	5	0	0	1	0	.000
Jefferies, D	3	0	1.50	6	4	0	0	0	0	18.0	10	6	3	3	2	6	0	24	0	0	.156
Jiménez, D	0	0	6.00	3	0	0	0	0	0	3.0	3	4	2	1	0	2	0	3	1	0	.231
Kaprielian, J	0	0	0.00	2	1	0	0	0	0	3.0	3	0	0	0	1	0	0	3	1	0	.273
Kolarek, A	0	1	6.75	7	0	0	0	0	0	8.0	9	8	6	2	3	3	0	6	0	0	.281
Luzardo, J	1	1	4.22	3	3	0	0	0	0	10.2	8	6	5	1	0	4	0	11	1	0	.205
Manaea, S	3	1	5.28	4	4	0	0	0	0	15.1	15	10	9	0	3	9	0	17	2	0	.250
Mariñez, E	0	0	0.00	1	0	0	0	0	0	1.0	1	0	0	0	0	0	0	2	0	0	.250
Montas, F	0	1	6.75	3	3	0	0	0	0	8.0	9	6	6	1	1	4	0	8	0	0	.290
Petit, Y	1	0	9.53	6	0	0	0	0	0	5.2	11	6	6	2	0	2	0	6	0	0	.393
Puk, A	1	0	5.87	3	2	0	0	0	0	7.2	6	5	5	1	1	3	0	8	1	0	.222
Romero, M	0	0	0.00	2	0	0	1	0	0	2.0	1	0	0	0	1	0	0	3	0	0	.143
Romo, S	0	0	6.75	4	1	0	0	0	0	4.0	4	3	3	2	0	2	0	8	0	1	.250
Rosenthal, T	0	0	2.25	4	0	0	0	0	0	4.0	5	2	1	0	0	3	0	4	1	0	.357
Schlitter, B	0	1	6.00	3	0	0	0	0	0	3.0	2	4	2	1	0	4	0	2	1	0	.182
Smith, B	0	0	6.48	7	0	0	0	0	0	8.1	13	6	6	2	0	1	0	8	0	0	.351
Trivino, L	0	0	0.00	7	0	0	1	0	1	7.1	1	0	0	0	0	3	0	8	0	0	.043
Turley, N	0	1	20.77	5	0	0	4	0	0	4.1	10	10	10	4	0	4	0	8	0	0	.435
Weems, J	0	0	4.50	6	0	0	1	0	1	6.0	5	3	3	1	0	4	0	4	0	0	.227
Wendelken, J	0	0	6.14	7	0	0	0	0	0	7.1	6	6	5	0	0	3	0	5	0	0	.222
OAKLAND	16	10	4.17	28	28	0	28	2	6	222.1	188	116	103	27	15	90	0	229	12	1	.228
OPPONENTS	10	16	5.85	28	28	0	28	1	4	220.0	230	161	143	33	16	112	0	220	13	1	.267

SPRING TRAINING RESULTS

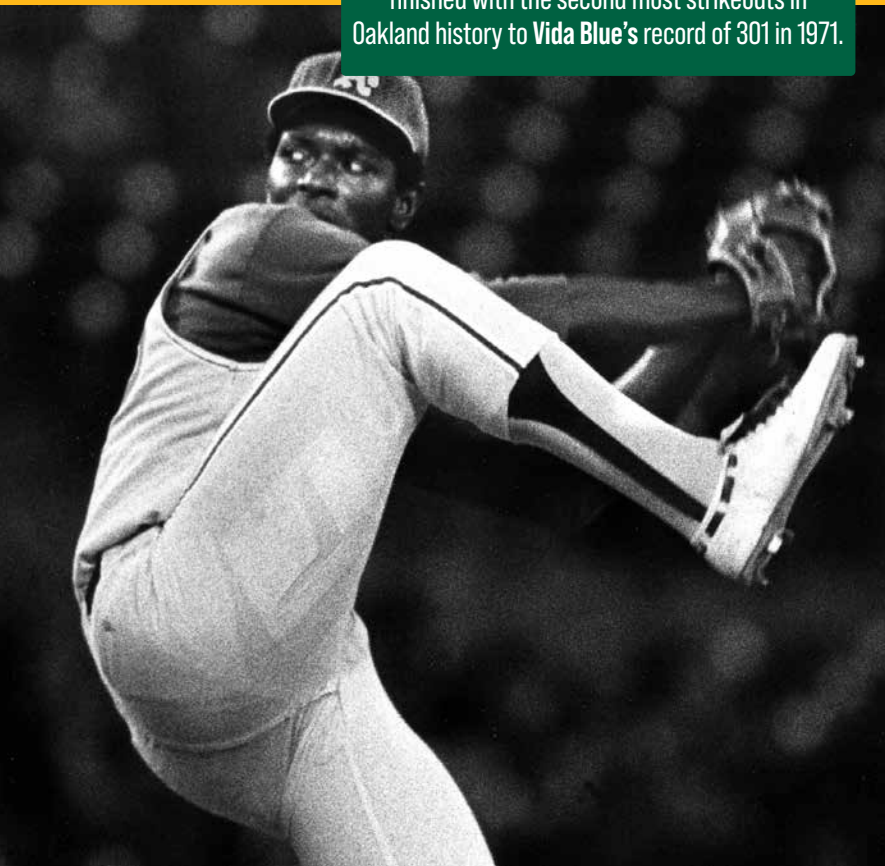
DATE	OPPONENT	SCORE	RECORD	WINNER	LOSER	ATTEND.	HOME CUM.
Feb. 28	Los Angeles (NL)	L, 1-2 (7)	0-1	Jackson	Angulo	1,998	1,998
Mar. 1	Cincinnati	W, 13-5 (7)	1-1	Blackham	Ramirez	1,335	3,333
Mar. 2	at Milwaukee	W, 2-1 (7)	2-1	Howard	Jankins	1,866	
Mar. 3	at Colorado	L, 7-10 (7)	2-2	Lawrence	Criswell	2,100	
Mar. 4	OFF DAY						
Mar. 5	Los Angeles (AL)	L, 3-7 (7)	2-3	Sandoval	Schlitter	1,998	5,331
Mar. 6	at Seattle	T, 1-1 (7)	2-3-1	—	—	1,865	
Mar. 7	Cleveland	W, 9-4 (7)	3-3-1	Holmes	Plutko	1,998	7,329
Mar. 8	at Kansas City	L, 3-10 (7)	3-4-1	Singer	Dunshee	2,036	
Mar. 9	at Chicago (NL)	L, 8-9 (7)	3-5-1	Jewell	Turley	3,423	
Mar. 10	Milwaukee	W, 9-1 (7)	4-5-1	Bassitt	Hader	1,998	9,327
Mar. 11	at Texas	W, 6-0 (7)	5-5-1	Luzardo	Bahr	2,025	
Mar. 12	San Diego	W, 5-4	6-5-1	Jefferies	Miller	1,998	11,325
Mar. 13	at Cincinnati	W, 5-2 (7)	7-5-1	Manaea	Hoffman	2,211	
Mar. 14	Chicago (AL)	L, 0-1	7-6-1	Heuer	Irvin	1,998	13,323
Mar. 15	at Cleveland	L, 3-7	7-7-1	Quantrell	Kolarek	2,211	
Mar. 16	at Arizona	L, 3-12	7-8-1	Bumgarner	Luzardo	2,232	
Mar. 17	Kansas City	W, 10-5	8-8-1	Diekman	Minor	1,998	15,321
Mar. 18	at San Diego	W, 4-2	9-8-1	Manaea	Baez	1,929	
Mar. 19	Chicago (NL)	L, 1-6	9-9-1	Davies	Montas	1,998	17,319
Mar. 20	at Los Angeles (AL)	W, 11-2	10-9-1	Bassitt	Barria	2,032	
Mar. 21	OFF DAY						
Mar. 22	Arizona	T, 4-4	10-9-2	—	—	1,998	19,317
Mar. 23	Colorado	W, 4-1	11-9-2	Jefferies	Freeland	1,998	21,315
Mar. 24	at Chicago (AL)	W, 14-4	12-9-2	Manaea	Lynn	2,258	
Mar. 25	Seattle	W, 8-5	13-9-2	Petit	Lail	1,998	23,313
Mar. 26	at Los Angeles (NL)	W, 11-0 (8)	14-9-2	Irvin	Kershaw	2,375	
Mar. 27	Texas	W, 5-1	15-9-2	Puk	Gibson	1,998	25,311
Mar. 28	at San Francisco	W, 9-3	16-9-2	Jefferies	Moronta	1,631	
Mar. 29	San Francisco	L, 2-7	16-10-2	Webb	Manaea	1,998	27,309

A'S STARTS IN THE BATTING ORDER, 2021

PLAYER	1	2	3	4	5	6	7	8	9
Allen	-	-	-	-	-	-	-	1	1
Andrus	-	17	-	-	-	-	15	37	72
Barrera	-	-	-	-	-	-	-	1	1
Bolt	-	-	-	-	-	-	1	4	7
Brown	-	7	-	5	6	17	17	15	2
Canha	105	2	-	9	9	11	3	-	-
Chapman	-	15	1	29	46	33	21	5	-
Davis	-	-	-	-	1	1	9	3	-
Garcia	-	-	-	-	-	-	2	3	22
Gomes	-	-	-	8	9	5	3	6	2
Harrison	28	-	-	-	10	3	6	-	-
Kemp	17	10	-	-	-	1	13	23	26
Kozma	-	-	-	-	-	-	-	-	3
Laureano	12	25	22	14	9	3	2	-	-
Lowrie	-	18	15	39	26	20	-	-	-
Machin	-	-	-	-	-	-	-	4	7
Marte	-	55	-	-	-	-	-	-	-
Moreland	-	2	-	18	15	20	6	3	-
Murphy	-	-	2	8	15	27	29	28	-
Olson	-	6	121	28	1	-	-	-	-
Pinder	-	5	1	4	15	7	13	10	3
Piscotty	-	-	-	-	-	14	20	15	1
Schwindel	-	-	-	-	-	-	-	2	2
Tom	-	-	-	-	-	-	2	1	1
Wilson	-	-	-	-	-	-	-	1	2



With 207 strikeouts in 2021, Frankie Montas finished with the second most strikeouts in Oakland history to **Vida Blue's** record of 301 in 1971.



RECORDS

ATHLETICS YEAR-BY-YEAR

YEAR	POS.	W	L	PCT.	GA/GB	MANAGER	HOME	ROAD
1901	4	74	62	.544	-9	Connie Mack	42-24	32-38
1902	***1	83	53	.610	+5	Connie Mack	56-17	27-36
1903	2	75	60	.556	-14%	Connie Mack	44-21	31-39
1904	5	81	70	.536	-12%	Connie Mack	47-31	34-39
1905	***1	92	56	.622	+2	Connie Mack	50-23	42-33
1906	4	78	67	.538	-12	Connie Mack	48-23	30-44
1907	2	88	57	.607	-1%	Connie Mack	50-20	38-37
1908	6	68	85	.444	-22	Connie Mack	46-30	22-55
1909	2	95	58	.621	-3%	Connie Mack	49-27	46-31
1910	****1	102	48	.680	+14%	Connie Mack	57-19	45-29
1911	****1	101	50	.669	+13%	Connie Mack	54-20	47-30
1912	3	90	62	.592	-15	Connie Mack	45-32	45-30
1913	****1	96	57	.627	+6%	Connie Mack	50-26	46-31
1914	***1	99	53	.651	+8%	Connie Mack	51-24	48-29
1915	8	43	109	.283	-58%	Connie Mack	20-55	23-54
1916	8	36	117	.235	-54%	Connie Mack	23-53	13-64
1917	8	55	98	.359	-44%	Connie Mack	29-47	26-51
1918	8	52	76	.406	-24	Connie Mack	35-32	17-44
1919	8	36	104	.257	-52	Connie Mack	21-49	15-55
1920	8	48	106	.312	-50	Connie Mack	25-50	23-56
1921	8	53	100	.346	-45	Connie Mack	28-47	25-53
1922	7	65	89	.422	-29	Connie Mack	38-39	27-50
1923	6	69	83	.454	-29	Connie Mack	34-41	35-42
1924	5	71	81	.467	-20	Connie Mack	36-39	35-42
1925	2	88	64	.579	-8%	Connie Mack	51-26	37-38
1926	3	83	67	.553	-6	Connie Mack	44-27	39-40
1927	2	91	63	.591	-19	Connie Mack	50-27	41-36
1928	2	98	55	.641	-2%	Connie Mack	52-25	46-30
1929	****1	104	46	.693	+18	Connie Mack	57-16	47-30
1930	****1	102	52	.662	+8	Connie Mack	58-18	44-34
1931	***1	107	45	.704	+13%	Connie Mack	60-15	47-30
1932	2	94	60	.610	-13	Connie Mack	51-26	43-34
1933	3	79	72	.523	-19%	Connie Mack	46-29	33-43
1934	5	68	82	.453	-31	Connie Mack	34-40	34-42
1935	8	58	91	.389	-34	Connie Mack	30-42	28-49
1936	8	53	100	.346	-49	Connie Mack	31-46	22-54
1937	7	54	97	.358	-46%	Connie Mack (39-80)/Earle Mack (15-17)	27-50	27-47
1938	8	53	99	.349	-46	Connie Mack	28-47	25-52
1939	7	55	97	.362	-51%	Connie Mack (25-37)/Earle Mack (30-60)	28-48	27-49
1940	8	54	100	.351	-36	Connie Mack	29-42	25-58
1941	8	64	90	.416	-37	Connie Mack	36-41	28-49
1942	8	55	99	.357	-48	Connie Mack	25-51	30-48
1943	8	49	105	.318	-49	Connie Mack	27-51	22-54
1944	5	72	82	.468	-17	Connie Mack	39-37	33-45
1945	8	52	98	.347	-34%	Connie Mack	39-35	13-63
1946	8	49	105	.318	-55	Connie Mack	31-46	18-59
1947	5	78	76	.506	-19	Connie Mack	39-38	39-38
1948	4	84	70	.545	-12%	Connie Mack	36-41	48-29
1949	5	81	73	.526	-16	Connie Mack	52-25	29-48
1950	8	52	102	.338	-46	Connie Mack	29-48	23-54
1951	6	70	84	.455	-28	Jimmie Dykes	38-41	32-43
1952	4	79	75	.513	-16	Jimmie Dykes	45-32	34-43
1953	7	59	95	.383	-41%	Jimmie Dykes	27-50	32-45
1954	8	51	103	.331	-60	Eddie Joost	29-47	22-56
Philadelphia Totals		3886	4248	.478			2146-1896	1740-2352
1955	6	63	91	.409	-33	Lou Boudreau	33-43	30-48
1956	8	52	102	.338	-45	Lou Boudreau	22-55	30-47
1957	7	59	94	.386	-38%	Lou Boudreau (36-67)/Harry Craft (23-27)	37-40	22-54
1958	7	73	81	.474	-19	Harry Craft	43-34	30-47
1959	7	66	88	.429	-28	Harry Craft	37-40	29-48
1960	8	58	96	.377	-39	Bob Elliot	34-43	24-53
1961	9t	61	100	.379	-47%	Joe Gordon (26-33)/Hank Bauer (35-67)	33-47	28-53
1962	9	72	90	.444	-24	Hank Bauer	39-42	33-48
1963	8	73	89	.451	-31%	Ed Lopat	36-45	37-44

YEAR	POS.	W	L	PCT.	GA/GB	WILD CARD	MANAGER	HOME	ROAD
1964	10	57	105	.352	-42		Lopat (17-35)/Mel McGaha (40-70)	26-55	31-50
1965	10	59	103	.364	-43		McGaha (5-21)/Haywood Sullivan (54-82)	33-48	26-55
1966	7	74	86	.463	-23		Alvin Dark	42-39	32-47
1967	10	62	99	.385	-29½		Dark (52-69)/Luke Appling (10-30)	37-44	25-55
Kansas City Totals		829	1224	.404				452-575	377-649
1968	6	82	80	.506	-21		Bob Kennedy	44-38	38-42
1969	2	88	74	.543	-9		Hank Bauer (80-69)/McNamara (8-5)	49-32	39-42
1970	2	89	73	.549	-9		John McNamara	49-32	40-41
1971	**1	101	60	.627	+16		Dick Williams	46-35	55-25
1972	****1	93	62	.600	+5½		Dick Williams	48-29	45-33
1973	****1	94	68	.580	+6		Dick Williams	50-31	44-37
1974	****1	90	72	.556	+5		Alvin Dark	49-32	41-40
1975	**1	98	64	.605	+7		Alvin Dark	54-27	44-37
1976	2	87	74	.540	-2½		Chuck Tanner	51-30	36-44
1977	7	63	98	.391	-38½		Jack McKeon (26-27)/Winkles (37-71)	35-46	28-52
1978	6	69	93	.426	-23		Bobby Winkles (24-15)/McKeon (45-78)	38-42	31-51
1979	7	54	108	.333	-34		Jim Marshall	31-50	23-58
1980	2	83	79	.512	-14		Billy Martin	46-35	37-44
1981	**1	64	45	.587	+5		Billy Martin	35-21	29-24
1982	5	68	94	.420	-25		Billy Martin	36-45	32-49
1983	4	74	88	.457	-25		Steve Boros	42-39	32-49
1984	4	77	85	.475	-7		Boros (20-24)/Moore (57-61)	44-37	33-48
1985	4	77	85	.475	-14		Jackie Moore	43-36	34-49
1986	3t	76	86	.469	-16		Moore (29-44)/Jeff Newman (2-8)/ Tony La Russa (45-34)	47-36	29-50
1987	3	81	81	.500	-4		Tony La Russa	42-39	39-42
1988	****1	104	58	.642	+13		Tony La Russa	54-27	50-31
1989	****1	99	63	.611	+7		Tony La Russa	54-27	45-36
1990	****1	103	59	.636	+9		Tony La Russa	51-30	52-29
1991	4	84	78	.519	-11		Tony La Russa	47-34	37-44
1992	**1	96	66	.593	+6		Tony La Russa	51-30	45-36
1993	7	68	94	.420	-26		Tony La Russa	38-43	30-51
1994	2	51	63	.447	-1		Tony La Russa	24-32	27-31
1995	4	67	77	.465	-11½	7th (-12)	Tony La Russa	38-34	29-43
1996	3	78	84	.481	-12	t6th (-10)	Art Howe	40-41¹	38-43
1997	4	65	97	.401	-25	11th (-31)	Art Howe	35-46	30-51
1998	4	74	88	.457	-14	7th (-18)	Art Howe	39-42	35-46
1999	2	87	75	.537	-8	2nd (-7)	Art Howe	52-29	35-46
2000	**1	91	70	.565	+½	n/a	Art Howe	47-34	44-36
2001	*2	102	60	.630	-14	1st (+17)	Art Howe	53-28	49-32
2002	**1	103	59	.636	+4	n/a	Art Howe	54-27	49-32
2003	**1	96	66	.593	+3	n/a	Ken Macha	57-24	39-42
2004	2	91	71	.562	-1	2nd (-7)	Ken Macha	52-29	39-42
2005	2	88	74	.543	-7	3rd (-7)	Ken Macha	45-36	43-38
2006	**1	93	69	.574	+4	n/a	Ken Macha	49-32	44-37
2007	3	76	86	.469	-18	6th (-18)	Bob Geren	40-41	36-45
2008	3	75	86	.466	-24½	7th (-19½)	Bob Geren	43-38²	32-48
2009	4	75	87	.463	-22	t7th (-20)	Bob Geren	40-41	35-46
2010	2	81	81	.500	-9	t5th (-14)	Bob Geren	47-34	34-47
2011	3	74	88	.457	-22	7th (-17)	Geren (27-36)/Bob Melvin (47-52)	43-38	31-50
2012	**1	94	68	.580	+1	n/a	Bob Melvin	50-31²	44-37
2013	**1	96	66	.593	+5½	n/a	Bob Melvin	52-29	44-37
2014	*2	88	74	.543	-10	2nd (+1)	Bob Melvin	48-33	40-41
2015	5	68	94	.420	-20	12th (-18)	Bob Melvin	34-47	34-47
2016	5	69	93	.426	-26	10th (-20)	Bob Melvin	34-47	35-46
2017	5	75	87	.463	-26	t9 (-10)	Bob Melvin	46-35	29-52
2018	*2	97	65	.599	-6	2nd (+7)	Bob Melvin	50-31	47-34
2019	*2	97	65	.599	-10	1st (+4)	Bob Melvin	52-29³	45-36
2020	**1	36	24	.600	+7	n/a	Bob Melvin	22-10⁴	14-14
2021	3	86	76	.531	-9	5th (-6)	Bob Melvin	43-38	43-38
Oakland Totals		4435	4080	.521				2403-1859	2032-2221
Athletics Totals		9150	9552	.489				5001-4330	4149-5222

* American League Wild Card Champions (4 times)

** American League Western Division Champions (17 times)

*** American League Champions (15 times: Oakland 6 times, Philadelphia 9 times)

**** World Champions (9 times: Oakland 4 times, Philadelphia 5 times)

¹ includes 2-4 record at Las Vegas

² includes 1-1 record at Tokyo

³ includes 0-2 record at Tokyo

⁴ includes 1-1 record as visiting team

ATHLETICS VS. THE AMERICAN LEAGUE

YEAR	BAL	BOS	CHI	CLE	DET	MIL	NY	STL	WAS	TOTAL
1901	8-12	10-10	8-12	14-6	9-7	14-6			11-9	74-62
1902	13-6	11-9	10-10	12-8	16-4			9-10	12-6	83-53
1903		6-13	14-6	11-9	9-11		8-10	11-8	16-3	75-60
1904		9-13	14-8	10-11	12-10		9-12	11-10	16-6	81-70
1905		15-7	12-9	15-7	13-9		11-8	15-7	11-9	92-56
1906		14-8	9-12	10-12	13-6		8-13	9-11	15-5	78-67
1907		14-8	12-10	14-8	8-11		9-10	14-6	17-4	88-57
1908		12-10	9-13	6-16	8-14		14-8	8-13	11-11	68-85
1909		11-10	10-12	13-9	14-8		14-8	14-8	19-3	95-58
1910		18-4	14-8	14-7	13-9		12-9	17-5	14-6	102-48
1911		13-9	11-9	17-5	10-12		15-6	20-2	15-7	101-50
1912		7-15	10-12	14-8	13-9		17-5	16-6	13-7	90-62
1913		11-11	11-11	13-9	15-7		17-5	15-6	14-8	96-57
1914		9-12	17-5	19-3	12-9		14-8	15-7	13-9	99-53
1915		5-17	3-19	7-15	5-17		9-11	6-16	8-14	43-109
1916		6-16	4-18	4-18	4-18		7-15	5-17	6-15	36-117
1917		3-18	7-15	6-16	10-12		7-15	11-11	11-11	55-98
1918		6-13	10-11	7-13	11-9		4-8	8-10	6-12	52-76
1919		6-14	3-17	4-16	6-14		2-18	7-13	8-12	36-104
1920		9-13	6-16	6-16	10-12		3-19	8-14	6-16	48-106
1921		10-12	8-14	7-15	7-14		5-17	5-17	11-11	53-100
1922		12-10	10-12	11-11	6-16		5-17	9-13	12-10	65-89
1923		7-13	12-10	10-12	10-12		6-16	9-13	15-7	69-83
1924		10-12	11-11	11-11	11-11		8-12	13-9	7-15	71-81
1925		17-5	14-8	11-11	14-8		13-9	12-10	7-13	88-64
1926		14-8	15-6	8-14	11-11		13-9	15-7	7-12	83-67
1927		16-6	14-8	12-10	13-9		8-14	16-6	12-10	91-63
1928		18-3	16-6	16-6	14-8		6-16	16-6	12-10	98-55
1929		18-4	13-9	14-7	18-4		14-8	11-10	16-4	104-46
1930		18-4	16-6	15-7	15-7		12-10	16-6	10-12	102-52
1931		16-4	19-3	18-4	18-4		11-11	14-8	11-11	107-45
1932		18-4	15-7	12-10	15-7		8-14	16-6	10-12	94-60
1933		8-14	10-12	16-6	11-11		9-12	14-6	11-11	79-72
1934		9-12	13-9	9-13	10-12		7-15	9-12	11-9	68-82
1935		6-16	10-12	10-12	5-14		6-14	11-11	10-12	58-91
1936		9-13	7-15	9-13	5-17		6-16	11-10	6-16	53-100
1937		3-17	7-15	9-13	8-14		8-14	11-11	8-13	54-97
1938		8-14	10-12	4-18	8-14		5-16	12-9	6-16	53-99
1939		4-18	11-11	4-18	11-11		4-18	13-9	8-12	55-97
1940		4-18	6-16	8-14	11-11		9-13	8-14	8-14	54-100
1941		6-16	12-10	7-15	9-13		8-14	11-11	11-11	64-90
1942		8-14	10-12	6-16	9-13		6-16	6-16	10-12	55-99
1943		11-11	4-18	6-16	9-13		6-16	8-14	5-17	49-105
1944		11-11	13-9	10-12	11-11		9-13	9-13	9-13	72-82
1945		8-14	10-12	6-12	7-15		6-16	10-12	5-17	52-98
1946		5-17	10-12	7-15	5-17		6-16	10-12	6-16	49-105
1947		12-10	11-11	11-11	11-11		9-13	13-9	11-11	78-76
1948		10-12	16-6	6-16	10-12		10-12	18-4	14-8	84-70
1949		8-14	16-6	13-9	8-14		8-14	12-10	16-6	81-73
1950		3-19	11-11	5-17	5-17		7-15	8-14	13-9	52-102
1951		7-15	13-9	6-16	9-13		9-13	14-8	12-10	70-84
1952		10-12	11-11	9-13	17-5		9-13	14-8	9-13	79-75
1953		7-15	12-10	3-19	11-11		5-17	13-9	8-14	59-95
1954	12-10	7-15	5-17	4-18	9-13		4-18		10-12	51-103
1955	12-10	8-14	8-14	5-17	10-12		7-15		13-9	63-91
1956	7-15	10-12	8-14	5-17	6-16		4-18		12-10	52-102
1957	5-16	6-16	8-14	11-11	14-8		3-19		12-10	59-94
1958	10-12	10-12	10-12	12-10	10-12		9-13		12-10	73-81
1959	14-8	11-11	10-12	7-15	7-15		5-17		12-10	66-88
1960	9-13	9-13	7-15	7-15	12-10		7-15		7-15	58-96

YEAR	BAL	BOS	CHI	CLE	DET	HOU	KC	LAA	MIL	MIN	NYG	SEA	TB	TEX	TOR	TOTAL
1961	5-13	8-10	4-14	9-8	6-12			9-9		7-11	4-14			9-9		61-100
1962	8-10	8-10	9-9	7-11	6-12			6-12		8-10	5-13			15-3		72-90
1963	9-9	11-7	6-12	7-11	5-13			10-8		9-9	6-12			10-8		73-89
1964	5-13	6-12	2-16	8-10	7-11			6-12		9-9	6-12			8-10		57-105
1965	7-11	7-11	5-13	9-9	5-13			5-13		8-10	7-11			6-12		59-103
1966	5-11	9-9	5-13	12-6	12-6			9-9		8-10	5-13			9-9		74-86
1967	8-10	6-12	10-8	7-11	6-12			4-14		8-10	7-11			6-11		62-99
1968	9-9	10-8	8-10	12-6	5-13			13-5		10-8	8-10			7-11		82-80
1969	4-8	8-4	10-8	7-5	5-7		10-8	12-6	13-5	5-13	6-6			8-4		88-74
1970	5-7	5-7	16-2	5-7	6-6		11-7	10-8	10-8	5-13	6-6			10-2		89-73
1971	4-7	9-3	7-11	8-4	8-4		13-5	11-7	15-3	10-8	7-5			9-3		101-60
1972	6-6	3-9	8-7	10-2	8-4		11-7	10-8	8-4	9-8	9-3			11-4		93-62
1973	7-5	8-4	12-6	9-3	5-7		10-8	12-6	8-4	4-14	8-4			11-7		94-68
1974	6-6	4-8	11-7	7-5	7-5		10-8	12-6	7-5	13-5	5-7			8-10		90-72
1975	8-4	6-6	9-9	10-2	6-6		11-7	11-7	7-5	12-6	6-6			12-6		98-64
1976	8-4	8-4	9-8	8-4	6-6		9-9	12-6	7-5	7-11	6-6			7-11		87-74
1977	2-8	3-8	5-10	3-7	5-5		6-9	10-5	5-5	6-8	2-9	7-8		2-13	7-3	63-98
1978	0-11	5-5	8-7	6-4	4-6		5-10	6-9	1-9	6-9	2-8	13-2		6-9	7-4	69-93
1979	4-8	3-9	4-9	4-8	5-7		4-9	3-10	6-6	4-9	3-9	8-5		2-11	4-8	54-108
1980	5-7	3-9	7-6	6-6	6-6		7-6	10-3	5-7	7-6	4-8	8-5		7-6	8-4	83-79
1981	5-7	5-7	6-7	2-3	2-1		3-3	8-2	2-4	8-2	3-4	6-1		4-2	10-2	64-45
1982	5-7	4-8	4-9	8-4	3-9		6-7	4-9	5-7	10-3	5-7	6-7		5-8	3-9	68-94
1983	4-8	4-8	5-8	5-7	6-6		6-7	8-5	6-6	9-4	4-8	9-4		2-11	6-6	74-88
1984	6-6	5-7	7-6	5-7	3-9		8-5	6-7	8-4	5-8	4-8	8-5		8-5	4-8	77-85
1985	5-7	4-8	5-8	9-3	4-8		5-8	7-6	9-3	5-8	5-7	8-5		6-7	5-7	77-85
1986	7-5	5-7	6-7	2-10	6-6		5-8	3-10	7-5	7-6	7-5	10-3		3-10	8-4	76-86
1987	5-7	8-4	4-9	8-4	7-5		8-5	7-6	6-6	3-10	7-5	5-8		6-7	7-5	81-81
1988	8-4	9-3	8-5	8-4	8-4		5-8	9-4	9-3	8-5	6-6	9-4		8-5	9-3	104-58
1989	7-5	5-7	8-5	10-2	8-4		6-7	8-5	7-5	7-6	9-3	9-4		8-5	7-5	99-63
1990	8-4	8-4	5-8	8-4	6-6		9-4	9-4	7-5	7-6	12-0	9-4		8-5	7-5	103-59
1991	9-3	4-8	6-7	7-5	8-4		7-6	12-1	4-8	5-8	6-6	6-7		4-9	6-6	84-78
1992	6-6	7-5	8-5	6-6	6-6		9-4	8-5	5-7	8-5	6-6	12-1		9-4	6-6	96-66
1993	2-10	3-9	6-7	4-8	4-8		7-6	7-6	5-7	5-8	6-6	9-4		5-8	5-7	68-94
1994	5-7	3-9	3-6	0-6	4-5		3-7	6-3	1-4	5-2	5-7	4-3		7-3	5-1	51-63
1995	7-5	4-8	5-7	0-7	3-2		8-5	7-6	2-7	7-5	9-4	7-6		5-8	3-7	67-77
1996	4-9	5-8	7-5	6-6	8-4		7-5	7-6	5-7	7-6	3-9	8-5		7-6	4-8	78-84
1997	3-8	4-7	3-8	4-7	4-7		8-3	1-11	6-5	4-7	5-6	5-7		5-7	6-5	58-88
1998	3-8	2-9	7-4	8-3	4-7		4-7	7-5		7-4	3-8	5-7	5-6	6-6	5-6	66-80
1999	7-5	6-4	7-3	2-10	6-4		6-6	4-8		5-7	4-6	6-6	9-1	5-7	8-2	75-69
2000	8-4	5-5	3-6	6-6	4-6		8-4	8-5		7-5	3-6	9-4	7-2	5-7	7-3	80-63
2001	7-2	5-4	8-1	3-4	6-1		6-3	14-6		4-5	6-3	9-10	7-2	9-10	6-3	90-54
2002	5-4	3-6	7-2	5-2	6-1		8-1	11-9		6-3	4-5	8-11	8-1	13-6	3-6	87-57
2003	7-2	4-3	5-4	6-3	6-3		7-2	12-8		1-8	6-3	7-12	6-3	15-4	5-2	87-57
2004	7-0	1-8	7-2	3-6	5-4		7-2	9-10		5-2	2-7	11-8	7-2	11-9	6-3	81-63
2005	6-4	4-6	7-2	3-6	5-1		4-2	9-10		6-4	2-7	12-6	4-5	11-8	5-5	78-66
2006	4-2	7-3	3-3	6-3	4-5		5-4	8-11		4-6	6-3	17-2	6-3	9-10	6-4	85-59
2007	4-4	4-4	5-4	4-6	6-4		4-6	10-9		2-5	4-2	5-14	4-6	9-10	5-4	66-78
2008	5-0	4-6	4-5	4-5	6-3		3-6	9-10		5-5	1-5	10-9	3-6	7-12	4-6	65-78
2009	5-1	5-5	5-4	5-2	4-5		6-2	7-12		6-4	2-7	5-14	6-4	11-8	3-6	70-74
2010	7-3	5-4	5-4	6-3	3-3		6-3	8-11		3-6	1-9	13-6	4-5	9-10	3-4	73-71
2011	5-4	2-6	4-6	2-5	5-5		5-4	11-8		4-4	3-6	9-10	5-2	6-13	5-5	66-78
2012	5-4	8-1	3-3	8-2	3-4		4-5	10-9		5-4	5-5	12-7	5-4	11-8	5-4	84-60
2013	2-5	3-3	5-2	2-5	4-3	15-4	5-1	11-8		6-1	5-1	8-11	3-3	10-9	4-3	83-59
2014	4-2	4-3	3-4	4-2	2-5	11-8	2-5	9-10		6-1	4-2	9-10	4-2	9-10	4-3	75-67
2015	1-6	1-5	2-5	4-3	4-2	9-10	1-5	8-11		3-4	4-3	6-13	3-4	10-9	1-5	57-85
2016	4-3	1-5	2-5	2-4	3-4	6-13	6-1	7-12		4-2	3-4	7-12	5-2	9-10	3-3	62-80
2017	3-4	4-3	5-1	4-3	5-1	7-12	3-3	7-12		3-3	5-2	7-12	2-5	11-8	2-5	68-74
2018	5-1	4-2	5-2	4-2	7-0	7-12	5-2	9-10		5-2	3-3	9-10	2-5	13-6	7-0	85-57
2019	6-1	3-4	5-1	5-1	6-1	8-11	5-2	13-6		4-3	4-2	10-9	4-3	13-6	0-6	86-56
2020						7-3		6-4				6-4		7-3		26-14
2021	3-3	3-3	3-4	4-2	6-1	8-11	5-2	15-4		5-1	3-4	4-15	4-3	10-9	2-5	75-67
Totals		892-1084	922-1037		83-85		520-467		798-1153		113-79		492-467		8901-9337	
	1013-950		997-1049		944-1002		332-269		1018-1011		370-320		492-467		8901-9337	

Note: Baltimore record also includes Milwaukee Brewers (1901) and St. Louis Browns (1902-53). Houston total includes 5-1 record while in the NL. Minnesota record includes Washington Senators (1901-60). New York record includes Baltimore Orioles (1901-02). Milwaukee record includes Seattle Pilots (1969). Texas record includes Washington Senators (1961-71).

ATHLETICS VS. THE NATIONAL LEAGUE

YEAR	ARI	ATL	CHI	CIN	COL	HOU	LA	MIA	MIL	NYM	PHI	PIT	STL	SD	SF	WAS	TOTAL
1997					1-3		1-3							3-1	2-2		7-9
1998	2-1				1-2		1-2							2-1	2-2		8-8
1999	2-1				3-0		3-0							1-2	3-3		12-6
2000	2-1				1-2		2-1							3-0	3-3		11-7
2001	3-0				3-0		2-1							2-1	2-4		12-6
2002				3-0		3-0			3-0			3-0			4-2		16-2
2003		1-2						1-2			1-2				3-3	3-0	9-9
2004			1-2	3-0								3-0	0-3		3-3		10-8
2005		2-1								2-1	2-1				4-2	0-3	10-8
2006	0-3				1-2		3-0							1-2	3-3		8-10
2007				2-1		2-1				0-3			1-2		5-1		10-8
2008	1-2	1-2						2-1			2-1				4-2		10-8
2009	1-2				0-3		1-2							2-1	1-5		5-13
2010			1-2	0-3								3-0	1-2		3-3		8-10
2011	2-1							1-2		1-2	1-2				3-3		8-10
2012	0-3				3-0		3-0							2-1	2-4		10-8
2013			2-1	2-2					2-1			2-1	2-1		3-1		13-7
2014		0-3						3-0		2-2	2-1				3-1	3-0	13-7
2015	2-1				2-1		3-1							3-1	1-5		11-9
2016			0-3	1-2					1-3			0-3	2-1		3-1		7-13
2017		0-3						1-3		1-2	2-1				2-2	1-2	7-13
2018	2-1				0-3		2-2							4-0	4-2		12-8
2019			1-2	2-1					2-1			1-2	4-0		1-3		11-9
2020	2-2				1-3		1-2							1-2	5-1		10-10
2021	4-0				2-1		1-2							2-2	2-4		11-9
Totals	23-18	4-11	5-10	13-9	18-20		23-16	8-8	194-164	6-10	10-8	12-6	10-9	26-14	71-65	7-5	249-215

Note: Washington record also includes Montreal Expos (2003). Milwaukee total includes 186-159 record while in the AL.

ATHLETICS IN DIVISIONAL PLAY

YEAR	A.L. WEST			A.L. CENTRAL			A.L. EAST			NATIONAL LEAGUE		
	HOME	ROAD	TOTAL	HOME	ROAD	TOTAL	HOME	ROAD	TOTAL	HOME	ROAD	TOTAL
1969	26-19	24-21	50-40				23-13	15-21	38-34			
1970	27-18	25-20	52-38				22-14	15-21	37-35			
1971	24-21	32-13	56-34				22-14	23-12	45-26			
1972	28-13	21-21	49-34				20-16	24-12	44-28			
1973	26-19	23-22	49-41				24-12	21-15	45-27			
1974	31-14	23-22	54-36				18-18	18-18	36-36			
1975	32-13	23-22	55-35				22-14	21-15	43-29			
1976	27-18	17-27	44-45				24-12	19-17	43-29			
1977	23-22	13-31	36-53				12-24	15-21	27-45			
1978	23-21	21-25	44-46				15-21	10-26	25-47			
1979	15-24	10-29	25-53				16-26	13-29	29-55			
1980	25-14	21-18	46-32				21-21	16-26	37-47			
1981	15-11	20-6	35-17				20-10	9-18	29-28			
1982	19-20	16-23	35-43				17-25	16-26	33-51			
1983	22-17	17-22	39-39				20-22	15-27	35-49			
1984	25-14	17-22	42-36				19-23	16-26	35-49			
1985	21-16	15-26	36-42				22-20	19-23	41-43			
1986	18-20	15-24	33-44				29-16	14-26	43-42			
1987	17-22	16-23	33-45				25-17	23-19	48-36			
1988	24-15	23-16	47-31				30-12	27-15	57-27			
1989	25-14	21-18	46-32				29-13	24-18	53-31			
1990	22-17	25-14	47-31				29-13	27-15	56-28			
1991	25-14	15-24	40-38				22-20	22-20	44-40			
1992	29-10	25-14	54-24				22-20	20-22	42-42			
1993	20-19	19-20	39-39				18-24	11-31	29-55			
1994	8-5	9-4	17-9		5-14	7-11	12-25	11-13	11-16	22-29		
1995	13-7	6-13	19-20		11-15	11-16	22-31	14-12	12-14	26-26		

YEAR	A.L. WEST			A.L. CENTRAL			A.L. EAST			NATIONAL LEAGUE		
	HOME	ROAD	TOTAL	HOME	ROAD	TOTAL	HOME	ROAD	TOTAL	HOME	ROAD	TOTAL
1996	11-9	11-8	22-17	18-12	14-17	32-29	11-20	13-18	24-38			
1997	5-13	6-12	11-25	13-14	12-16	25-30	13-15	9-18	22-33	4-4	3-5	7-9
1998	9-9	9-9	18-18	16-12	14-13	30-25	10-17	8-20	18-37	4-4	4-4	8-8
1999	11-7	4-14	15-21	16-10	10-20	26-30	17-11	17-7	34-18	8-1	4-5	12-6
2000	13-6	9-10	22-16	13-17	15-10	28-27	14-9	16-11	30-20	7-2	4-5	11-7
2001	16-13	16-13	32-26	9-7	18-7	27-14	21-6	10-8	31-14	7-2	5-4	12-6
2002	19-10	13-16	32-26	19-6	13-3	32-9	8-10	15-12	23-22	8-1	8-1	16-2
2003	20-9	14-15	34-24	12-6	13-14	25-20	19-6	9-7	28-13	6-3	3-6	9-9
2004	17-12	14-15	31-27	16-8	11-8	27-16	12-7	11-13	23-20	7-2	3-6	10-8
2005	15-14	17-10	32-24	13-8	12-7	25-15	10-12	11-15	21-27	7-2	3-6	10-8
2006	16-12	18-11	34-23	14-8	8-13	22-21	15-7	14-8	29-15	4-5	4-5	8-10
2007	12-16	12-17	24-33	14-11	7-14	21-25	9-10	12-10	21-20	5-4	5-4	10-8
2008	14-14	12-17	26-31	13-9	9-15	22-24	11-11	6-12	17-23	5-4	5-4	10-8
2009	11-18	12-16	23-34	17-8	9-9	26-17	10-8	11-15	21-23	2-7	3-6	5-13
2010	18-11	12-16	30-27	9-8	14-11	23-19	14-12	6-13	20-25	6-3	2-7	8-10
2011	15-13	11-18	26-31	11-14	9-10	20-24	11-8	9-15	20-23	6-3	2-7	8-10
2012	16-12	17-12	33-24	12-7	11-11	23-18	16-9	12-9	28-18	6-3	4-5	10-8
2013	21-18	23-14	44-32	13-3	9-9	22-12	10-6	7-9	17-15	8-2	5-5	13-7
2014	18-19	20-19	38-38	9-8	8-9	17-17	13-4	7-8	20-12	8-2	5-5	13-7
2015	16-23	17-20	33-43	5-11	9-8	14-19	7-9	3-14	10-23	6-4	5-5	11-9
2016	13-24	16-23	29-47	10-6	7-10	17-16	9-9	7-8	16-17	2-8	5-5	7-13
2017	21-17	11-27	32-44	10-5	10-6	20-11	12-6	4-13	16-19	3-7	4-6	7-13
2018	19-20	19-18	38-38	13-3	13-5	26-8	11-5	10-6	21-11	7-3	5-5	12-8
2019	24-15	20-17	44-32	11-4	14-4	25-8	11-6	6-10	17-16	6-4	5-5	11-9
2020	17-5	9-9	26-14							5-5	5-5	10-10
2021	17-20	20-19	37-39	13-4	10-6	23-10	8-9	7-9	15-18	5-5	6-4	11-9
Totals	1014-796	1888-1731		297-282	868-697	1584-1534		107-125				
	874-935	335-238	632-520	716-837	142-90	249-215						

OAKLAND A'S MONTH-BY-MONTH

Year	March	April	May	June	July	August	September	October
1968	-	8-10	13-14	17-12	15-15	16-17	13-12	-
1969	-	11-8	12-13	17-9	18-11	16-15	13-17	1-1
1970	-	8-12	17-11	17-10	15-12	13-17	18-11	1-0
1971	-	17-8	16-10	17-8	14-13	23-8	14-13	-
1972	-	7-4	18-8	18-11	16-15	14-13	18-10	2-1
1973	-	9-11	15-13	18-11	17-12	20-7	15-14	-
1974	-	10-10	17-11	14-14	20-8	15-14	14-13	0-2
1975	-	12-8	16-10	20-9	18-11	15-16	17-10	-
1976	-	9-8	12-17	15-13	17-11	17-12	16-11	1-2
1977	-	12-9	10-15	10-17	10-19	10-18	11-18	0-2
1978	-	16-5	11-15	11-18	17-13	7-21	7-20	0-1
1979	-	8-14	9-19	5-24	8-20	14-15	10-16	-
1980	-	12-8	13-13	7-21	19-10	14-14	16-11	2-2
1981	-	18-3	13-17	6-3	-	10-9	15-12	2-1
1982	-	11-11	12-16	10-18	11-15	14-15	9-17	1-2
1983	-	11-9	11-16	14-15	12-17	17-13	8-16	1-2
1984	-	14-10	9-17	15-14	10-18	14-14	15-12	-
1985	-	9-12	13-12	17-10	13-14	15-14	8-20	2-3
1986	-	11-10	12-16	7-22	14-12	17-11	13-13	2-2
1987	-	9-14	15-10	16-11	12-15	15-14	12-15	2-2
1988	-	16-7	19-8	13-14	16-12	20-9	19-7	1-1
1989	-	18-8	16-10	13-14	16-10	18-11	17-10	1-0
1990	-	14-5	18-9	15-12	17-14	18-9	20-8	1-2
1991	-	13-7	15-12	13-15	15-12	15-14	11-15	2-3
1992	-	14-8	13-14	18-9	15-11	19-10	15-12	2-2
1993	-	7-11	12-16	12-14	12-17	9-21	15-13	1-2
1994	-	7-17	8-19	17-9	15-11	4-7	-	-
1995	-	1-4	16-12	16-12	8-20	17-12	9-16	0-1
1996	-	13-12	11-16	14-15	17-10	11-19	12-12	-
1997	-	13-13	9-21	12-15	8-19	11-16	12-13	-
1998	-	12-14	10-17	15-13	11-16	15-15	11-13	-

Year	March	April	May	June	July	August	September	October
1999	-	10-14	17-10	10-16	16-10	19-10	13-14	2-1
2000	-	12-13	15-13	18-7	13-14	11-16	21-7	1-0
2001	-	8-17	18-9	12-15	19-8	22-7	17-4	6-0
2002	-	15-11	10-17	21-7	15-12	24-4	18-8	-
2003	-	17-10	14-13	15-12	16-11	20-9	14-11	-
2004	-	11-12	15-11	17-10	15-12	20-8	12-16	1-2
2005	-	12-12	7-20	19-8	20-6	17-11	11-17	2-0
2006	-	12-12	12-17	18-8	14-13	21-6	15-13	1-0
2007	-	12-13	14-13	15-13	9-18	17-12	9-17	-
2008	1-1	16-11	12-15	16-10	8-17	10-20	12-12	-
2009	-	8-11	11-18	13-15	12-14	14-15	17-10	0-4
2010	-	12-12	16-12	10-17	14-10	13-15	13-15	3-0
2011	-	13-14	14-15	9-17	13-13	11-17	14-12	-
2012	1-1	10-12	11-16	15-13	19-5	18-10	17-11	3-0
2013	-	16-12	16-12	16-11	15-10	14-13	19-8	-
2014	0-1	18-9	16-12	17-9	15-10	12-17	10-16	-
2015	-	9-14	11-19	15-12	10-14	13-15	8-19	2-1
2016	-	13-12	11-17	11-15	12-14	10-18	10-17	2-0
2017	-	11-14	12-15	12-16	12-14	11-16	16-12	1-0
2018	1-2	13-12	15-14	17-10	17-8	18-9	16-10	-
2019	3-3	11-15	16-10	17-11	15-9	17-9	18-8	-
2020	-	-	-	-	3-4	19-8	14-12	-
2021	-	16-11	15-14	17-9	11-13	14-12	12-15	1-2
Totals	6-8	625-563	709-739	759-673	739-672	818-697	729-684	50-44

ATHLETICS FRANCHISE RECORDS

TEAM GENERAL

Most Games Won

Season	107 (1931)
Home	60 (1931)
Road	55 (1971)
Consecutive	20 (Aug. 13-Sept. 4, 2002)
Consecutive, Home	22 (July 15-Aug. 31, 1931)
Consecutive, Road	14 (May 3-30, 1931)
vs. One Team	20 (St. Louis, 1911)
by Shutout	27 (1907, 1909)
by One Run	33 (2004)
in Extra Innings	14 (1988)
Month	26 (July, 1931)

Most Games Lost

Season	117 (1916)
Home	55 (1956, 1964)
Road	64 (1916)
Consecutive	20 (1916, 1943)
Consecutive, Home	13 (May 27-July 6, 1920)
Consecutive, Road	22 (July 11-Aug. 23, 1943)
vs. One Team	19 (five times, last: New York, 1957)
by Shutout	24 (1943)
Fewest Lost By Shutout	2 (1902, 1931 and 1932)
by One Run	40 (1908)
in Extra Innings	16 (1921)
Month	28 (July, 1916)

Most Games

Season	163 (1964, 1968)
Shutout	41 (1909)
One Run	65 (1908)
Extra Innings	24 (1921, 1945)
Month	40 (Aug., 1938)

Highest Winning Percentage

Season	.704 (1931)
Home	.800 (1931)
Road	.688 (1971)
Shutout Games	.857 (1931, 12-2)
One-Run Games	.698 (1928, 30-13)
Extra Inning Games	1.000 (1928, 8-0)
Month	.857 (Aug., 2002; 24-4) .857 (April, 1981; 18-3)
Homestand (min. 6 games)	1.000 (April 15-21, 2021; 7-0) 1.000 (Aug. 23-29, 2004; 7-0) 1.000 (Sept. 3-10, 2001; 7-0) 1.000 (Sept. 10-16, 1992; 7-0) 1.000 (May 4-12, 1948; 7-0) 1.000 (12 times, last: Aug. 4-9, 2020; 6-0)
Roadtrip (min. 6 games)	1.000 (May 9-21, 1931; 11-0) 1.000 (Aug. 19-28, 2002; 10-0) 1.000 (April 9-16, 1981; 8-0) 1.000 (April 5-11, 2013; 6-0)

Lowest Winning Percentage

Season	.235 (1916)
Home	.267 (1915)
Road	.169 (1916)
Shutout Games	.045 (1919, 1-21)
One-Run Games	.256 (1916, 11-32)
Extra Inning Games	.200 (1916, 2-8)
Month	.067 (July, 1916; 2-28)
Homestand (min. 6 games)	.000 (Aug. 10-16, 1956; 0-6) .000 (July 5-11, 1937; 0-6) .000 (Sept. 27-Oct. 2, 1920; 0-6)
Road Trip (min. 6 games)	.000 (15 times. Most losses: 0-9, Sept. 22-Oct. 1, 1995)

Most Players Used

Season	56 (1915)
Pitchers, Season	34 (2018)
Game	30 (vs. Chicago, Sept. 19, 1972; 15 inn.)
Game, Nine Innings	24 (vs. Seattle, Sept. 1, 2018) 24 (vs. Minnesota Sept. 28, 1972) 24 (vs. California, Sept. 6, 1966)
Pitchers, Game	9 (vs. Seattle, Sept. 1, 2018, 9 inn.) 9 (at New York-AL, Sept. 22, 2012; 14 inn.) 9 (at Boston, June 4, 2011; 14 inn.) 9 (vs. Seattle, Sept. 20, 1997; 15 inn.)

Fewest Players Used

Season	19 (1905)
Pitchers, Season	7 (1905)

Length of Game

Most Innings	24 (vs. Detroit, July 21, 1945) 24 (at Boston, Sept. 1, 1906)
Longest Time	6:32 (vs. Los Angeles-AL, April 29, 2013)
Longest Time, Nine innings	4:31 (at New York-AL, Aug. 25, 2011)

Left On Base

Season, Most	1274 (2004)
Season, Fewest	925 (1957)
Game, Most	21 (at Texas, July 1, 1979; 15 inn.) 21 (at Detroit, June 17, 1967; 19 inn.)
Nine Inning Game, Most	17 (at Chicago, Sept. 18, 1982) 17 (at St. Louis, June 12, 1949, G#2) 17 (at Washington, May 4, 1919)
Extra Inning Game, Fewest	0 (N.Y., June 22, 1929; 14 inn.)

Scoring Margin

Victory	22 (vs. Detroit, May 18, 1912; 24-2)
Shutout Victory	17 (at Cleveland, August 12, 2021)
Defeat	23 (vs. Chicago, April 23, 1955; 6-29) 23 (vs. New York, May 24, 1936; 2-25)
Shutout Defeat	21 (New York, Aug. 13, 1939)
Largest Deficit Overcome to Win	12 (vs. Cle., June 15, 1925)
Largest Lead Surrendered in Loss	11 (at St.L., June 17, 1936)

Errors

Season, Most	338 (1915)
Season, Fewest	72 (2021)
Game, Most	10 (vs. Chicago, July 16, 2002)
Consecutive Games, No Errors	15 (June 25-July 9, 2016)

Double Plays Turned

Most, Season	217 (1949)
Game	6 (several times, last: at Chicago, May 17, 1995)

TEAM BATTING

Batting Average

Highest	.307 (1925)
Lowest	.223 (1908)

Slugging Percentage

Highest	.458 (2000)
Lowest	.292 (1908)

On-Base Percentage

Highest	.372 (1927)
Lowest	.281 (1908)

Most At Bats

Season	5728 (2004)
Game	84 (vs. Detroit, July 21, 1945; 24 inn.)
Game, Nine Inn.	52 (at Boston, May 1, 1929)

Most Runs

Season	981 (1932)
Game	24 (vs. Boston, May 1, 1929) 24 (vs. Detroit, May 18, 1912)
Game, Loss	16 (at Texas, May 5, 2000; 16-17)
Game, Both Clubs	36 (Boston, June 29, 1950; 14-22)
Inning	13 (vs. California, July 5, 1996; 1st) 13 (vs. California, April 21, 1956; 2nd) 13 (vs. Cleveland, June 15, 1925; 8th)
Consecutive Innings, No Runs	48 (Sept. 22-26, 1906)
Two Consecutive Games	34 (June 18-19, 2000) 34 (June 14-15, 1969)
Three Consecutive Games	44 (June 17-19, 2000)
Consecutive Games, One Or More Runs	113 (Aug. 23, 1931 to July 8, 1932)

Most Hits

Season	1659 (1925)
Game	29 (at Texas, July 1, 1979; 15 inn.) 29 (Boston, May 1, 1929)

Most Singles

Season	1206 (1925)
Game	25 (at Texas, July 1, 1979; 15 inn.)
Game, Nine Innings	21 (vs. Detroit, Sept. 23, 1913) 21 (at Boston, July 8, 1902)

Most Doubles

Season	336 (2004)
Game	10 (vs. Boston, July 8, 1905, G#2)

Most Triples

Season	108 (1912)
Game	6 (vs. Detroit, May 18, 1912)

Most Home Runs

Season	257 (2019)
Season, Home	129 (2017)
Season, Road	136 (2018)
Season, Grand Slam	14 (2000)
Season, Pinch Hit	8 (1970)
Season, Inside The Park	13 (1911)
Season, vs. One Team	35 (Seattle, 2019) 35 (Texas, 2019)
Season, Back-To-Back	13 (2000)
Players with 30 or More Home Runs	3 (1996, 1999, 2001, 2019)
Players with 20 or More Home Runs	7 (2019)
Players with 10 or More Home Runs	10 (2019)
Month	55 (June, 1996) 55 (Aug., 1999)
Game	8 (at California, June 27, 1996)
Game, Grand Slam	2 (at Seattle, Sept. 10, 2007) 2 (at Toronto, Aug. 24, 2003)
Inning	4 (vs. Chicago, April 27, 2002 3rd inning: Hatteberg, Long, Pena, Menechino) 4 (vs. Tampa Bay, Aug. 1, 1999 4th inning: Tejada, Chavez, Giambi, Jaha) 4 (vs. Boston, Aug. 21, 1997 3rd inning: Giambi, Young, McDonald, Canseco)
Consecutive	3 (12 times, last: vs. Texas, April 15, 2006 (Chavez, Thomas, Bradley))
Consecutive Games with a Home Run	23 (July 2-27, 1996)
Two Consecutive Games	12 (June 25-27, 1996)

Most Total Bases

Season	2546 (1996)
Game	46 (at Houston, Sept. 10, 2019)

Most Extra Base Hits

Season 572 (2019)
Game 11 (eight times, last: at Minnesota, Sept. 11, 2013)

Most Runs Batted In

Season 923 (1932)
Game 23 (vs. Texas, Sept. 30, 2000)
23 (at Boston, May 1, 1929)

Most Walks

Season 783 (1949)
Game 16 (vs. Chicago, May 2, 1952)
16 (at St. Louis, June 21, 1948)

Most Strikeouts

Season 1491 (2017)
Game 21 (vs. Tampa Bay, July 30, 2012, 15 inn.)
Game, Nine Innings 19 (at Cleveland, May 30, 2017)
19 (at Seattle, June 24, 1997)

Most Hit By Pitch

Season 98 (2021)
Game 5 (at Los Angeles-AL, Aug. 12, 2018)
5 (at Anaheim, June 7, 2001)
5 (at St. Louis, July 17, 1911)

Most Sacrifice Hits

Season 147 (1906)
Game 7 (at St. Louis, June 23, 1935, G#2)
7 (vs. Cleveland, July 15, 1912)

Most Sacrifice Flies

Season 77 (1984)
Game 3 (39 times, last: vs. Seattle, Sept. 27, 2017)

Most Grounded Into Double Plays

Season 170 (1950, 2006)
Game 5 (19 times, last: vs. San Diego, July 3, 2018)

Most Stolen Bases

Season 341 (1976)
Season, vs. One Team 64 (New York, 1913)
Game 12 (at Minnesota, Aug. 1, 1976)

TEAM PITCHING

Earned Run Average

Lowest 1.79 (1910)
Highest 6.08 (1936)

Complete Games

Most 136 (1904)
Fewest 1 (2012, 2017, 2019)
Consecutive 31 (July 13-Aug. 14, 1901)

Shutouts

Most 27 (1907, 1909)
Fewest 1 (1919, 1997)
Consecutive 3 (10 times, last: Aug. 28-31, 1996)
Consecutive Shutout Innings 44 (Sept. 13-18, 1966)

Saves

Most 64 (1988, 1990)
Fewest 13 (1980)

Innings Pitched

Most 1489.1 (1988)
Fewest 1324 (1938)

Hits

Most, Season 1734 (1997)
Most, Game 33 (at Cleveland, July 10, 1932; 18 inn.)
Most, Nine Inning Game 29 (vs. Chicago, April 23, 1955)
Fewest, Season 1069 (1909)

Runs Allowed

Most, Season 1045 (1936)
Most, Game 29 (vs. Chicago, April 23, 1955)
Most, Inning 14 (at Cleveland, June 18, 1950, G#2, 1st inn.)
14 (at Boston, July 4, 1948, 7th inn.)
Fewest, Season 408 (1909)

Earned Runs Allowed

Most 913 (1936)
Fewest 282 (1910)

Walks Allowed

Most, Season 827 (1915)
Most, Season, Intentional 78 (1968)
Most, Game 18 (Detroit, May 9, 1916)
Most, Game, Intentional 5 (three times, last:
at California, Aug. 27, 1966)
Fewest, Season 366 (1904)
Fewest, Season, Intentional 11 (2021)

Strikeouts

Most, Season 1332 (2021)
Most, Game 26 (vs. California, July 9, 1971; 20 inn.)
Most, Nine Inning Game 19 (vs. Detroit, Sept. 7, 2019)
Fewest, Season 371 (1924)

Home Runs Allowed

Most, Season 220 (1964)
Most, Game 8 (vs. New York, June 28, 1939)
Most, Inning 5 (vs. Minnesota, June 9, 1966; 7th inn.)
Most Grand Slams, Season 8 (1993, 1999)
Fewest, Season 8 (1910)
Fewest Grand Slams, Season 0 (17 times, last: 2003)

Hit Batters

Most, Season 81 (1911)
Most, Game 5 (at Detroit, Aug. 11, 1965, G#2)
Fewest, Season 9 (1931)

Wild Pitches

Most, Season 86 (2018)
Most, Game 5 (at Seattle, July 23, 2021)
5 (at Chicago, June 7, 1937)
Fewest, Season 13 (1946)

Balks

Most, Season 76 (1988)
Most, Game 5 (at Seattle, April 13, 1988)
Fewest, Season 0 (1928)

INDIVIDUAL BATTING

Highest Batting Average

Career356 (Al Simmons, 1924-32, 40-41, 44)
Season, Right Hander426 (Nap Lajoie, 1901)
Season, Left Hander365 (Eddie Collins, 1911)
Season, Switch Hitter303 (Dave Philley, 1953)
Season, Pinch Hitter (min. 30 ab)452 (Elmer Valo, 1955)
Season, Designated Hitter328 (Erubiel Durazo, 2004)
Season, Rookie334 (Socks Seybold, 1901)

Highest Slugging Percentage

Career.....	.640 (Jimmie Foxx, 1925-35)
Season, Right Hander.....	.749 (Jimmie Foxx, 1932)
Season, Left Hander.....	.660 (Jason Giambi, 2001)
Season, Switch Hitter.....	.493 (Nick Swisher, 2006)
Season, Rookie.....	.618 (Mark McGwire, 1997)

Highest On-Base Percentage

Career.....	.440 (Jimmie Foxx, 1925-35)
Season, Left Hander.....	.477 (Jason Giambi, 2001)
Season, Right Hander.....	.469 (Jimmie Foxx, 1932)
Season, Switch Hitter.....	.381 (Nick Swisher, 2007)
Season, Rookie.....	.414 (Ferris Fain, 1947)

Most Games Played

Career.....	1795 (Bert Campaneris, 1964-76)
Season.....	162 (13 times, last: Marcus Semien, 2019)
Season, Rookie.....	160 (Phil Garner, 1975)
Consecutive.....	594 (Miguel Tejada, June 2, 2000-Sept. 28, 2003)

Most At Bats

Career.....	7180 (Bert Campaneris, 1964-76)
Season.....	670 (Al Simmons, 1932)
Season, Rookie.....	611 (Dick Howser, 1961)
Game.....	11 (Irv Hall vs. Detroit, July 21, 1945)

Most Runs

Career.....	1270 (Rickey Henderson, 1979-84, 89-95, 98)
Season.....	152 (Al Simmons, 1930)
Season, Rookie.....	108 (Dick Howser, 1961)
Game.....	.5 (11 times, last: Luis Polonia at Kansas City, Sept. 9, 1988)

Most Hits

Career.....	1882 (Bert Campaneris, 1964-76)
Season, Right Hander.....	253 (Al Simmons, 1925)
Season, Left Hander.....	214 (Doc Cramer, 1935)
Season, Switch Hitter.....	188 (Dave Phillely, 1953)
Season, Rookie.....	183 (Al Simmons, 1924)
Game.....	6 (Joe DeMaestri at Detroit, July 8, 1955; 11 inn.) 6 (Roger Cramer vs. Detroit, July 13, 1935) 6 (Bob Johnson vs. Chi., June 16, 1934; #2, 11 inn.) 6 (Jimmie Foxx at Cleveland, July 10, 1932; 18 inn.) 6 (Roger Cramer at Chicago, June 20, 1932) 6 (Jimmie Foxx vs. Wash., May 30, 1930; #1, 13 inn.) 6 (Danny Murphy at Boston, July 8, 1902)
Consecutive.....	8 (several times, last: Josh Reddick, May 7-8, 2016)
Hitting Streak.....	29 (Billy Lamar, May 30-June 29, 1925)
Consecutive Games Reaching Base.....	62 (Mark McGwire, Sept. 16, 1995-June 18, 1996)
Consecutive At Bats, No Hits (since 1913).....	42 (Tim Thompson, July 24-Aug. 19, 1957)

Multiple Hit Games

Career.....	551 (Al Simmons, 1924-32, 40-41, 44)
Season.....	85 (Al Simmons, 1925)
Season, Rookie.....	56 (Al Simmons, 1924)
Season, Five-Hit Games.....	3 (Al Simmons, 1932)
Season, Four-Hit Games.....	10 (Al Simmons, 1930)
Season, Three-Hit Games.....	33 (Nap Lajoie, 1901)

Most Singles

Career.....	1472 (Bert Campaneris, 1964-76)
Season.....	174 (Al Simmons, 1925)
Season, Rookie.....	135 (Al Simmons, 1924)
Game.....	6 (Joe DeMaestri at Detroit, July 8, 1955; 11 inn.) 6 (Roger Cramer at Chicago, June 20, 1932)

Most Doubles

Career.....	365 (Jimmy Dykes, 1918-32)
Season.....	53 (Al Simmons, 1926)
Season, Rookie.....	44 (Bob Johnson, 1933)
Game.....	4 (Frankie Hayes at Cleveland, July 25, 1936)

Most Triples

Career.....	102 (Danny Murphy, 1902-13)
Season.....	21 (Frank Baker, 1912)
Season, Rookie.....	19 (Frank Baker, 1909)
Game.....	3 (Bert Campaneris vs. Cleveland, Aug. 29, 1967; 10 inn.)

Most Home Runs

Career.....	363 (Mark McGwire, 1986-97)
Career, Pinch Hit.....	5 (Chad Pinder, 2016-21)
Season.....	5 (Mark McGwire, 1986-97)
Season, Right Hander.....	5 (Terry Steinbach, 1986-96)
Season, Left Hander.....	5 (Mike Aldrete, 1993-95)
Season, Switch Hitter.....	5 (Jeff Burroughs, 1982-84)
Season, Rookie.....	5 (Gus Zernial, 1951-57)
Career, Designated Hitter.....	98 (Dave Kingman, 1984-86)
Career, Grand Slams.....	9 (Mark McGwire, 1986-97)
Season.....	9 (Gus Zernial, 1951-57)
Season, Right Hander.....	9 (Sam Chapman, 1938-41, 45-51)
Season, Left Hander.....	9 (Jimmie Foxx, 1925-35)
Season, Switch Hitter.....	23 (Danny Murphy, 1902-13)
Season, Pinch Hitter.....	43 (Rickey Henderson, 1979-84, 89-95, 98)
Season, Designated Hitter.....	58 (Jimmie Foxx, 1932)
Season, Grand Slams.....	47 (Reggie Jackson, 1969)
Season, Inside The Park.....	35 (Nick Swisher, 2006)
Season, Leadoff.....	4 (Jeff Burroughs, 1982)
Season, Home.....	46 (Khris Davis, 2018)
Season, Road.....	4 (Jason Giambi, 2000)
Month.....	5 (Danny Murphy, 1911)
Game.....	7 (Rickey Henderson, 1993)
Game, Both Sides of Plate.....	49 (Mark McGwire, 1987)
Two Consecutive Games.....	31 (Jimmie Foxx, 1933)
Consecutive At Bats With Home Run.....	31 (Jimmie Foxx, 1932)
Consecutive Games Reaching Base.....	28 (Mark McGwire, 1996)
Consecutive Games With Home Run.....	28 (Jose Canseco, 1991)
Consecutive At Bats With Home Run.....	28 (Mark McGwire, 1987)
Consecutive Games Reaching Base.....	15 (Bob Johnson, June, 1934)
Consecutive Games With Home Run.....	15 (Mark McGwire, May, 1987)
Consecutive Games With Home Run.....	3 (28 times, last: Khris Davis vs. Texas, May 17, 2016)
Consecutive Games With Home Run.....	nine times, last: Coco Crisp at New York-AL, Aug. 24, 2011
Consecutive Games With Home Run.....	5 (Josh Reddick, Aug. 9-10, 2013)
Consecutive Games With Home Run.....	5 (Mark McGwire, June 10-11, 1995)
Consecutive Games With Home Run.....	5 (Mark McGwire, June 27-28, 1987)
Consecutive Games With Home Run.....	2 (Mark McGwire at Seattle, Sept. 22, 1996; 5th inn.)
Consecutive Games With Home Run.....	6 (Frank Thomas, Sept. 5-11, 2006)
Consecutive Games With Home Run.....	4 (Jimmie Foxx vs. Washington and N.Y., June 7-8, 1933)
Consecutive Games With Home Run.....	3 (Mike Epstein vs. Washington, June 15-16, 1971)
Consecutive Games With Home Run.....	5 (five times: Terry Steinbach, Sept. 12, 1986 at Cleveland) (Joe Keough, Aug. 7, 1968 at New York, #2) (Bert Campaneris, July 23, 1964 vs. Minnesota) (Gene Hasson, Sept. 9, 1937 vs. Washington, #1) (Ace Parker, April 30, 1937 vs. Boston)
Consecutive Games With Home Run.....	1904 (Irv Hall, April 20, 1943-Sept. 26, 1946)

Most Runs Batted In

Career.....	1178 (Al Simmons, 1924-32, 40-41, 44)
Season, Right Hander.....	169 (Jimmie Foxx, 1932)
Season, Left Hander.....	137 (Jason Giambi, 2000)
Season, Switch Hitter.....	101 (Ruben Sierra, 1993)
Season, Designated Hitter.....	118 (Khris Davis, 2018)
Season, Rookie.....	118 (Mark McGwire, 1987)
Game.....	10 (Reggie Jackson at Boston, June 14, 1969)
Inning.....	6 (Matt Stairs vs. California, July 5, 1996; 1st inn.) 6 (Joe Astroth at Washington, Sept. 23, 1950; 6th inn.) 6 (Bob Johnson at Chicago, Aug. 29, 1937; 1st inn.)
Consecutive Games With RBI... 14 (Tris Speaker, May 16-30, 1928)	

Most Total Bases

Career.....	2998 (Al Simmons, 1924-32, 40-41, 44)
Season.....	438 (Jimmie Foxx, 1932)
Season, Rookie.....	344 (Mark McGwire, 1987)
Game.....	16 (Jimmie Foxx at Cleveland, July 10, 1932; 18 inn.)
Game, Nine Innings.....	14 (Harold Baines vs. Balt., May 7, 1991) 14 (Joe Hauser at Cleveland, August 2, 1924)

Most Extra Base Hits

Career.....	655 (Al Simmons, 1924-32, 40-41, 44)
Season.....	100 (Jimmie Foxx, 1932)
Season, Rookie.....	81 (Mark McGwire, 1987)
Game.....	4 (18 times, last: Ryon Healy vs. Wash., June 3, 2017)

Most Walks

Career.....	1227 (Rickey Henderson, 1979-84, 89-95, 98)
Career, Intentional.....	84 (Reggie Jackson, 1967-75, 87)
Season.....	149 (Eddie Joost, 1949)
Season, Rookie.....	95 (Ferris Fain, 1947)
Season, Intentional.....	24 (Jason Giambi, 2001)
Game.....	5 (eight times, last: Matt Chapman at Cleveland, August 12, 2021)
Consecutive.....	7 (Jose Canseco, Aug. 4-5, 1992)

Most Strikeouts

Career.....	1226 (Reggie Jackson, 1967-75, 87)
Season.....	202 (Matt Chapman, 2021)
Season, Rookie.....	175 (Jose Canseco, 1986)
Game.....	5 (12 times, last: Matt Chapman vs. Houston, Sept. 24, 2021)
Two Consecutive Games.....	8 (four times, last: Matt Chapman, Sept. 4-5, 2020)

Most Hit By Pitch

Career.....	87 (Jimmy Dykes, 1918-32)
Season.....	27 (Mark Canha, 2021)
Season, Rookie.....	15 (Olmedo Saenz, 1999)
Game.....	2 (65 times, last: Sean Murphy vs. Los Angeles-AL, June 14, 2021)

Most Sacrifice Hits

Career.....	188 (Jimmy Dykes, 1918-32)
Season.....	34 (Simon Nicholls, 1907)
Season, Rookie.....	34 (Simon Nicholls, 1907)
Game.....	3 (nine times, last: Ned Garver at Det., Sept. 23, 1960)

Most Sacrifice Flies

Career.....	59 (Mark McGwire, 1986-97)
Season.....	14 (Dave Kingman, 1984)
Season, Rookie.....	12 (Leo Posada, 1961)
Game.....	2 (32 times, last: Stephen Vogt at Tampa Bay, May 24, 2015)

Most Grounded Into Double Plays

Career.....	158 (Pete Suder, 1941-55)
Season.....	32 (Ben Grieve, 2000)
Season, Rookie.....	28 (George Kell, 1944)
Game.....	3 (Harry Simpson vs. Wash., June 12, 1957, G#2) 3 (Benny McCoy vs. Washington, May 25, 1941)

Most Stolen Bases

Career.....	867 (Rickey Henderson, 1979-84, 89-95, 98)
Season.....	130 (Rickey Henderson, 1982)
Season, Rookie.....	42 (Mitchell Page, 1977)
Game.....	6 (Eddie Collins at St. Louis, Sept. 22, 1912; G#1) 6 (Eddie Collins at Detroit, Sept. 11, 1912)
Consecutive.....	36 (Coco Crisp, July 16, 2011-June 19, 2012)

Most Caught Stealing

Career.....	219 (Rickey Henderson, 1979-84, 89-95, 98)
Season.....	42 (Rickey Henderson, 1982)
Season, Rookie.....	21 (Mike Edwards, 1978)
Game.....	3 (Rickey Henderson at California, July 27, 1982) 3 (Joe Hauser vs. St. Louis, Aug. 18, 1922)

INDIVIDUAL PITCHING

Most Games Won

Career.....	284 (Eddie Plank, 1901-14)
Season, Right Hander.....	31 (Jack Coombs, 1910)
Season, Left Hander.....	31 (Lefty Grove, 1931)
Season, Rookie.....	20 (Alex Kellner, 1949) 20 (Scott Perry, 1918)
Consecutive.....	16 (Lefty Grove, June 8-Aug. 19, 1931)

Most Games Lost

Career.....	162 (Eddie Plank, 1901-14)
Season, Right Hander.....	25 (Scott Perry, 1920)
Season, Left Hander.....	20 (Alex Kellner, 1950)
Season, Rookie.....	23 (Elmer Myers, 1916)
Consecutive.....	19 (Jack Nabors, April 28-Sept. 28, 1916)

Most Saves

Career.....	320 (Dennis Eckersley, 1987-95)
Season, Right Hander.....	51 (Dennis Eckersley, 1992)
Season, Left Hander.....	22 (Sean Doolittle, 2014)
Season, Rookie.....	26 (Andrew Bailey, 2009)
Consecutive Saves.....	44 (Grant Balfour, May 5, 2012-July 22, 2013)

Lowest Earned Run Average

Career.....	1.97 (Rube Waddell, 1902-07)
Season.....	1.30 (Jack Coombs, 1910)
Season, Rookie.....	1.39 (Harry Kruse, 1909)

Most Games

Career.....	525 (Dennis Eckersley, 1987-95)
Season.....	84 (Billy Koch, 2002)
Season, Rookie.....	71 (Ryan Cook, 2012) 71 (Aaron Small, 1997)

Most Games Started

Career.....	459 (Eddie Plank, 1901-14)
Season.....	46 (Rube Waddell, 1904)
Season, Rookie.....	36 (Scott Perry, 1918)

Most Complete Games

Career.....	362 (Eddie Plank, 1901-14)
Season.....	39 (Rube Waddell, 1904)
Season, Rookie.....	31 (Elmer Myers, 1916)
Consecutive.....	22 (Rick Langford, May 23-Sept. 12, 1980)
Consecutive Won.....	11 (Bobby Shantz, April 30-June 19, 1952)

Most Shutouts

Career.....	59 (Eddie Plank, 1901-14)
Season.....	13 (Jack Coombs, 1910)
Season, Rookie.....	7 (Harry Krause, 1909)
Consecutive.....	4 (Jack Coombs, Sept. 9-21, 1910)
Consecutive Scoreless Innings.....	53.0 (Jack Coombs, Sept. 5-25, 1910)

Most Innings Pitched

Career.....	3860.2 (Eddie Plank, 1901-14)
Season.....	383 (Rube Waddell, 1904)
Season, Rookie.....	332.1 (Scott Perry, 1918)
Game.....	24 (Jack Coombs at Boston, Sept. 1, 1906)

Hits

Career, Most.....	3438 (Eddie Plank, 1901-14)
Season, Most.....	360 (Jack Coombs, 1911)
Season, Rookie.....	295 (Scott Perry, 1918)
Game, Most.....	26 (Hod Lisenbee at Chicago, Sept. 11, 1936)
Game, Most, Extra Innings.....	29 (Eddie Rommel at Cleveland, July 10, 1932)
Game, Fewest.....	0 (16 times, 14 complete)

Most Runs

Career.....	1374 (Eddie Plank, 1901-14)
Season.....	169 (Elmer Myers, 1916)
Season, Rookie.....	169 (Elmer Myers, 1916)
Game.....	20 (Tom Sheehan at Washington, Sept. 29, 1915; G#2)

Most Earned Runs

Career.....	1025 (Eddie Plank, 1901-14)
Season.....	146 (George Earnshaw, 1930)
Season, Rookie.....	130 (Buck Ross, 1936)
Game.....	15 (Win Noyes vs. Bos., Sept. 15, 1919)

Most Walks

Career.....	913 (Eddie Plank, 1901-14)
Season.....	168 (Elmer Myers, 1916)
Season, Rookie.....	168 (Elmer Myers, 1916)
Game.....	16 (Bruno Haas vs. New York, June 23, 1915)

Most Strikeouts

Career.....	1985 (Eddie Plank, 1901-14)
Season.....	349 (Rube Waddell, 1904)
Season, Rookie.....	182 (Elmer Myers, 1916)
Season, 10 strikeout games.....	12 (Rube Waddell, 1904)
Game.....	18 (Jack Coombs at Chicago, Aug. 4, 1910; 16 inn.) 18 (Jack Coombs at Boston, Sept. 1, 1906; 24 inn.)
Game, Nine Innings.....	16 (Jose Rijo at Seattle, April 19, 1986)
Inning.....	4 (Ryan Dull, April 17, 2018 vs. Chicago-AL; 8th inn.) 4 (Ryan Cook, April 27, 2012 at Baltimore; 8th inn.) 4 (Erik Hiljus, June 30, 2001 at Texas; 7th inn.) 4 (Blake Stein, July 27, 1998 at Tampa Bay; 4th inn.)

Most Home Runs

Career.....	261 (Jim Hunter, 1965-74)
Season.....	40 (Orlando Peña, 1964)
Season, Rookie.....	28 (Jharel Cotton, 2017)
Game.....	6 (George Caster vs. Boston, Sept. 24, 1940)

Most Hit Batters

Career.....	185 (Eddie Plank, 1901-14)
Season.....	32 (Chick Fraser, 1901)
Season, Rookie.....	25 (Chief Bender, 1903)
Game.....	4 (Byron Houck vs. Boston, Oct. 4, 1912) 4 (Weldon Henley at Washington, April 15, 1904)

Most Wild Pitches

Career.....	87 (John Odum, 1964-75)
Season.....	22 (Mike Moore, 1992)
Season, Rookie.....	16 (Stu Flythe, 1936)
Game.....	4 (Stan Bahnsen vs. Cal., July 5, 1975) 4 (George Turbeville at Chicago, June 7, 1937) 4 (Al Kellogg at Cleveland, Sept. 29, 1908, G#2)

OAKLAND 20-GAME WINNERS

Pitcher	Year	Record	Pct.	ERA	IP
Vida Blue	1971	24-8	.750	*1.82	312.0
Jim Hunter	1971	21-11	.656	2.96	274.0
Jim Hunter	1972	21-7	*.750	2.04	295.0
Vida Blue	1973	20-9	.690	3.20	263.2
Ken Holtzman	1973	21-13	.618	2.97	297.1
Jim Hunter	1973	21-5	*.808	3.34	256.0
Jim Hunter	1974	*25-12	.676	*2.49	318.0
Vida Blue	1975	22-11	.667	3.01	270.0
Mike Norris	1980	22-9	.710	2.63	284.0
Dave Stewart	1987	**20-13	.606	3.68	261.1
Dave Stewart	1988	21-12	.636	3.23	**275.2
Dave Stewart	1989	21-9	.700	3.32	257.2
Bob Welch	1990	*27-6	*.818	2.95	238.0
Dave Stewart	1990	22-11	.667	2.56	*267.0
Tim Hudson	2000	**20-6	*.769	4.14	202.1
Mark Mulder	2001	*21-8	.724	3.45	229.1
Barry Zito	2002	*23-5	.821	2.75	229.1

* Led league

** Tied for league lead

OAKLAND ATHLETICS RECORDS

TEAM GENERAL

Most Games Won

Season	104 (1988)
Home	57 (2003)
Road	55 (1971)
Consecutive	20 (Aug. 13-Sept. 4, 2002)
Consecutive, Home	20 (Aug. 25, 2001-April 3, 2002)
Consecutive, Road	12 (Aug. 24-Sept. 12, 2012) 12 (July 31-Aug. 15, 1971)
vs. One Team	17 (Seattle, 2006)
by Shutout	23 (1972)
by One Run	33 (2004)
in Extra Innings	14 (1988)
Month	24 (Aug., 2002)
Homestand	11 (June 1-13, 2004)
Roadtrip	11 (May 29-June 11, 1972)

Most Games Lost

Season	108 (1979)
Home	50 (1979)
Road	58 (1979)
Consecutive	14 (July 29-Aug. 12, 1977)
Consecutive, Home	12 (July 29-Aug. 21, 1977)
Consecutive, Road	15 (May 24-June 23, 1986)
vs. One Team	15 (Seattle, 2021)
by Shutout	19 (1978)
Fewest Lost By Shutout	3 (2001, 2004, 2019)
by One Run	35 (2015)
in Extra Innings	14 (1976)
Month	24 (June, 1979)
Homestand	10 (July 26-Aug. 7, 1977)
Roadtrip	11 (July 15-29, 1993) 11 (June 12-25, 1978)

Most Games

Season	163 (1968)
Shutout	31 (1972)
One Run	59 (1976)
Extra Innings	22 (1969 and 1976)
Month	33 (Aug., 1968)

Highest Winning Percentage

Season	.642 (1988)
Home	.704 (2003)
Road	.688 (1971)
Shutout Games	.800 (2019, 12-3) .800 (1989, 20-5)
One-Run Games	.696 (2002, 32-14)
Extra Inning Games	.889 (1975, 8-1)
Month	.857 (Aug., 2002; 24-4) .857 (April, 1981; 18-3)
Homestand (min. 6 games)	1.000 (April 15-21, 2021; 7-0) 1.000 (Aug. 23-29, 2004; 7-0) 1.000 (Sept. 3-10, 2001; 7-0) 1.000 (Sept. 10-16, 1992; 7-0) 1.000 (eight times, last: Aug. 4-9, 2020; 6-0)
Roadtrip (min. 6 games)	1.000 (Aug. 19-28, 2002; 10-0) 1.000 (April 9-16, 1981; 8-0) 1.000 (April 5-11, 2013; 6-0)

Lowest Winning Percentage

Season	.333 (1979)
Home	.383 (1979)
Road	.284 (1979)
Shutout Games	.100 (1997, 1-9)
One-Run Games	.352 (2015, 19-35)
Extra Inning Games	.231 (2009, 3-10)
Month	.172 (June, 1979; 5-24)
Homestand (min. 6 games)	.100 (July 6-15, 1979; 1-9)
Roadtrip (min. 6 games)	.000 (11 times. Most losses: 0-9, Sept. 22-Oct. 1, 1995)

Most Players Used

Season	54 (2007, 2017)
Pitchers, Season	34 (2018)
Game, Nine Innings	24 (vs. Seattle, Sept. 1, 2018) 24 (vs. Minnesota, Sept. 28, 1972)
Game, Extra Innings	30 (vs. Chicago, Sept. 19, 1972; 15 inn.)
Pitchers, Game	9 (vs. Seattle, Sept. 1, 2018; 9 inn.) 9 (at New York-AL, Sept. 22, 2012; 14 inn.) 9 (at Boston, June 4, 2011; 14 inn.) 9 (vs. Seattle, Sept. 20, 1997; 15 inn.)

Fewest Players Used

Season	33 (1979)
Pitchers, Season	11 (1974)

Length of Game

Most Innings	21 (at Washington, June 4, 1971)
Longest Time, Nine Innings	4:31 (at New York-AL, Aug. 25, 2011)
Longest Time, Extra Innings	6:32 (vs. Los Angeles-AL April 29, 2013; 19 inn.)
Shortest Game	1:35 (vs. Kansas City, Sept. 28, 1971)

Left On Base

Season, Most	1274 (2004)
Season, Fewest	1030 (1979)
Nine Inning Game, Most	17 (at Chicago, Sept. 18, 1982)
Extra Inning Game, Most	21 (at Texas, July 1, 1979; 15 inn.)
Extra Inning Game, Fewest	1 (at Min., April 29, 2000, 10 inn.) 1 (vs. Chicago-AL, June 24, 1990, 10 inn.)

Scoring Margin

Victory	21 (vs. Texas, Sept. 30, 2000; 23-2)
Shutout Victory	17 (at Cleveland, August 12, 2021)
Defeat	16 (six times, last: at Baltimore, Aug. 16, 2015; 2-18)
Shutout Defeat	16 (at Kansas City, June 25, 1984)
Largest Deficit Overcome to Win	10 (vs. Min., July 20, 2009)
Largest Lead Surrendered to Lose	8 (at Texas, May 5, 2000)

Errors

Season, Most	190 (1977)
Season, Fewest	72 (2021)
Game, Most	7 (vs. Cleveland, June 7, 1987) 7 (at Chicago, Sept. 20, 1977) 7 (vs. Kansas City, July 24, 1976)
Consecutive Games, No Errors	15 (June 25-July 9, 2016)

Double Plays Turned

Most, Season	195 (1996)
Game	6 (at Chicago, May 17, 1995) 6 (at Kansas City, Sept. 13, 1970)

TEAM BATTING

Batting Average

Highest	.270 (2000, 2004)
Lowest	.225 (2020, 60 games) .236 (1982)

Slugging Percentage

Highest	.458 (2000)
Lowest	.343 (1968)

On-Base Percentage

Highest	.360 (2000)
Lowest	.302 (1979)

Most At Bats

Season	5728 (2004)
Game	.76 (at Washington, June 4, 1971; 21 innings)
Game, Nine Innings	.51 (at Houston, Sept. 10, 2019) .51 (at Boston, June 14, 1969)

Most Runs

Season	947 (2000)
Game	.23 (vs. Texas, Sept. 30, 2000)
Game, Loss	.16 (at Texas, May 5, 2000; 16-17)
Game, Both Clubs	.33 (at Texas, May 5, 2000; 16-17)
Inning	.13 (vs. California, July 5, 1996; 1st)
Consecutive Innings, No Runs	.31.0 (May 5-10, 1978)
Two Consecutive Games	.34 (June 18-19, 2000) .34 (June 14-15, 1969)
Three Consecutive Games	.44 (June 17-19, 2000)
Consecutive Games, One Or More Runs	.104 (May 10-Sept. 8, 2019) .104 (June 18, 2001-April 10, 2002)

Most Hits

Season	1545 (2004)
Game, Nine Innings	.25 (at Houston, Sept. 10, 2019) .25 (at Boston, June 14, 1969)
Game, Extra Innings	.29 (at Texas, July 1, 1979; 15 inn.)
Inning	.10 (at Baltimore, Sept. 12, 2018; 3rd inn.) .10 (at Minnesota, Sept. 11, 2013; 4th inn.) .10 (at Kansas City, May 3, 2000; 7th inn.)

Most Singles

Season	1061 (1983)
Game	.25 (at Texas, July 1, 1979; 15 inn.)

Most Doubles

Season	336 (2004)
Game	.08 (seven times, last: vs. Houston, Aug. 18, 2018)

Most Triples

Season	.46 (2015)
Game	.04 (at Texas, July 26, 2018)

Most Home Runs

Season	.257 (2019)
Season, Home	.129 (2017)
Season, Road	.136 (2018)
Season, Grand Slam	.14 (2000)
Season, Inside The Park	.02 (1968, 1970, 1979, 1986, 2000)
Season, vs. one team	.35 (Seattle, 2019) .35 (Texas, 2019)
Season, Back-To-Back	.13 (2000)
Players with 30 or More Home Runs	.03 (1996, 1999, 2001, 2019)
Players with 20 or More Home Runs	.07 (2019)
Players with 10 or More Home Runs	.10 (2019)
Month	.55 (June 1996 and Aug. 1999)
Game	.08 (at California, June 27, 1996)
Game, Grand Slam	.02 (at Toronto, Aug. 24, 2003) .02 (at Seattle, Sept. 10, 2007)
Inning	.04 (vs. Chicago, April 27, 2002) 3rd inning: Hatteberg, Long, Pena, Menecchino .04 (vs. Tampa Bay, Aug. 1, 1999, 4th inning: Tejada, Chavez, Giambi, Jaha) .04 (vs. Boston, Aug. 21, 1997, 3rd inning: Giambi, Young, McDonald, Canseco)
Consecutive	.03 (eight times, last: vs. Texas, April 15, 2006 (Chavez, Thomas, Bradley))
Consecutive games with a home run	.23 (July 2-27, 1996)
Two consecutive games	.12 (June 25-27, 1996)
Three consecutive games	.15 (June 25-28, 1996)
Four consecutive games	.18 (June 25-29, 1996)

Most Total Bases

Season	2546 (1996)
Game	.46 (at Houston, Sept. 10, 2019)
Inning	.21 (at Kansas City, May 3, 2000; 7th inn.)

Most Extra Base Hits

Season	.572 (2019)
Game	.11 (four times, last: at Minnesota, Sept. 11, 2013)
Inning	.05 (six times, last: at San Francisco, Aug. 16, 2020; 5th)

Most Runs Batted In

Season	.908 (2000)
Game	.23 (vs. Texas, Sept. 30, 2000)

Most Walks

Season	.770 (1999)
Game	.15 (at Baltimore, Sept. 19, 2000)

Most Strikeouts

Season	1491 (2017)
Game, Nine Innings	.19 (at Cleveland, May 30, 2017) .19 (at Seattle, June 24, 1997)
Game, Extra Innings	.21 (vs. Tampa Bay, July 30, 2012)

OAKLAND A'S MILESTONE HITS

1	John Donaldson, April 10, 1968 at Baltimore
10000	Phil Garner, June 27, 1975 at California
20000	Dwayne Murphy, June 1, 1983 at Milwaukee
30000	Mike Gallego, May 30, 1990 vs. Toronto
40000	Matt Stairs, August 15, 1997 at Chicago
50000	Damian Miller, July 26, 2004 vs. Seattle
60000	Hideki Matsui, August 1, 2011 at Seattle
70000	Mark Canha, September 28, 2018 at Los Angeles (AL)

Most Hit By Pitch

Season	98 (2021)
Game	5 (at Los Angeles-AL, Aug. 12, 2018) 5 (at Anaheim, June 7, 2001)

Most Sacrifice Hits

Season	108 (1978)
Game	4 (nine times, last: vs. Cleveland, June 22, 1985)

Most Sacrifice Flies

Season	77 (1984)
Game	3 (33 times, last: vs. Seattle, Sept. 27, 2017)

Most Grounded Into Double Plays

Season	170 (2006)
Game	5 (10 times, last: vs. San Diego, July 3, 2018)

Most Stolen Bases

Season	341 (1976)
Season, vs. One Team	57 (Minnesota, 1976)
Game	12 (at Minnesota, Aug. 1, 1976)
Game, Steals of Home	2 (vs. Kansas City, May 28, 1980) 2 (vs. Detroit, May 3, 1980)
Inning	5 (at Boston, July 17, 1983)
Consecutive, No Caught Stealing	22 (Oct. 2, 1991-April 10, 1992)

TEAM PINCH HITTING

Highest Average, Season	.345 (1997)
At Bats, Season	213 (1969)
Hits, Season	57 (1997)
Home Runs, Season	8 (1970)
Runs Batted In, Season	31 (1997)
Pinch Hitters Used, Game	10 (vs. Chicago, Sept. 19, 1972; 15 inn.)
Pinch Hitters Used, Game, Nine innings	6 (nine times, last: Sept. 12, 2018 at Baltimore)

TEAM PITCHING

Earned Run Average

Lowest	2.58 (1972)
Highest	5.48 (1997)

Complete Games

Most	94 (1980)
Fewest	1 (2012, 2017, 2019)
Consecutive	9 (Aug. 9-17, 1980)

Shutouts

Most	23 (1972)
Fewest	1 (1997)
Consecutive	3 (four times, last: Aug. 28-31, 1996)
Consecutive Shutout Innings	37 (Aug. 13-17, 1983)

Saves

Most	64 (1988 and 1990)
Fewest	13 (1980)

Innings Pitched

Most	1489.1 (1988)
Fewest	1429.1 (1979)

Hits

Most, Season	1734 (1997)
Most, Game	26 (at Baltimore, Aug. 16, 2015)
Most, Inning	10 (at Baltimore, Aug. 16, 2015; 5th inn.) 10 (at New York, July 18, 1993; 7th inn.)
Fewest, Season	1170 (1972)

Runs Allowed

Most, Season	946 (1997)
Most, Game	22 (at New York-AL, Aug. 25, 2011)
Most, Inning	12 (vs. Texas, July 3, 1983; 15th inn.)
Fewest, Season	457 (1972)

Earned Runs Allowed

Most	880 (1997)
Fewest	406 (1972)

Walks

Most, Season	680 (1993)
Most, Season, Intentional	78 (1968)
Most, Game	14 (vs. Detroit, Aug. 27, 1993)
Most, Game, Intentional	4 (11 times, last: vs. New York (AL), June 13, 2013)
Fewest, Season	406 (2014)
Fewest, Season, Intentional	11 (2021)

Strikeouts

Most, Season	1332 (2021)
Most, Nine Inning Game	19 (vs. Detroit, Sept. 7, 2019)
Most, Extra Inning Game	26 (vs. Cal., July 9, 1971; 20 inn.)
Fewest, Season	695 (1984)

Doubles

Most, Season	346 (1997)
Most, Game	11 (vs. Cleveland, July 1, 2018)

Triples

Most, Season	48 (1983)
Most, Game	4 (at Toronto, Sept. 11, 1983)

Home Runs

Most, Season	210 (2017)
Most, Game	7 (at Houston, Sept. 9, 2019) 7 (at Seattle, April 11, 1985)
Most, Inning	4 (at Seattle, Sept. 21, 1996) 4 (at Minnesota, May 16, 1983)
Most Grand Slams, Season	8 (1993 and 1999)
Fewest, Season	90 (1974)
Fewest Grand Slams, Season	0 (1974 and 2003)
Consecutive Innings, No HR	136.2 (June 19-July 4, 1974)

Hit Batters

Most, Season	68 (2004)
Most, Game	4 (vs. Texas, April 20, 2003)
Fewest, Season	19 (1972)

Wild Pitches

Most, Season	86 (2018)
Most, Game	5 (at Seattle, July 23, 2021)
Fewest, Season	28 (1974)

Balks

Most, Season	76 (1988)
Most, Game	5 (at Seattle, April 13, 1988)
Fewest, Season	1 (1974, 2000, 2013, 2014)

INDIVIDUAL BATTING

Highest Batting Average

Career	.300 (Jason Giambi, 1995-2001, 09)
Season, Left Hander	.342 (Jason Giambi, 2001)
Season, Right Hander	.336 (Carney Lansford, 1989)
Season, Switch Hitter	.294 (Billy Burns, 2015)
Season, Pinch Hitter	.636 (Mike Macfarlane, 1998)
Season, Designated Hitter	.328 (Erubiel Durazo, 2004)
Season, Rookie	.307 (Mitchell Page, 1977)

Highest Slugging Percentage

Career.....	.551 (Mark McGwire, 1986-97)
Season, Right Hander.....	.730 (Mark McGwire, 1996)
Season, Left Hander.....	.660 (Jason Giambi, 2001)
Season, Switch Hitter.....	.493 (Nick Swisher, 2006)
Season, Rookie.....	.618 (Mark McGwire, 1987)

Highest On-Base Percentage

Career.....	.409 (Rickey Henderson, 1979-84, 89-95, 98)
Season, Left Hander.....	.477 (Jason Giambi, 2001)
Season, Right Hander.....	.467 (Mark McGwire, 1996)
Season, Switch Hitter.....	.381 (Nick Swisher, 2007)
Season, Rookie.....	.405 (Mitchell Page, 1977)

Most Games Played

Career.....	1704 (Rickey Henderson, 1979-84, 89-95, 98)
Season.....	162 (12 times, last: Marcus Semien, 2019)
Season, Rookie.....	160 (Phil Garner, 1975)
Consecutive.....	594 (Miguel Tejada, June 2, 2000-Sept. 28, 2003)

Most At Bats

Career.....	6140 (Rickey Henderson, 1979-84, 89-95, 98)
Season.....	662 (Miguel Tejada, 2002)
Season, Rookie.....	600 (Jose Canseco, 1986)
Game.....	9 (11 times, last: Jed Lowrie vs. Los Angeles-AL, April 29, 2013)

Most Runs

Career.....	1270 (Rickey Henderson, 1979-84, 89-95, 98)
Season.....	123 (Marcus Semien, 2019)
	123 (Reggie Jackson, 1969)
Season, Rookie.....	104 (Terrence Long, 2000)
Game.....	5 (Luis Polonia at Kansas City, Sept. 9, 1988)
	5 (Mark McGwire at Cleveland, June 27, 1987)
	5 (Mike Edwards vs. Texas, Sept. 8, 1978)

Most Hits

Career.....	1768 (Rickey Henderson, 1979-84, 89-95, 98)
Season, Right Hander.....	204 (Miguel Tejada, 2002)
Season, Left Hander.....	190 (Mark Kotsay, 2004)
Season, Switch Hitter.....	175 (Jed Lowrie, 2013)
Season, Pinch Hitter.....	13 (Dave Magadan, 1997)
	13 (Tommy Davis, 1971)
	13 (Bob Johnson, 1969)
Season, Rookie.....	168 (Terrence Long, 2000)
	168 (Ben Grieve, 1998)
Game.....	5 (31 times, last: Josh Donaldson at Chicago-AL, Sept. 9, 2014)
Consecutive.....	8 (Josh Reddick, May 7-8, 2016)
	8 (Dave Magadan, Aug. 26-30, 1997)
	8 (Brent Gates, May 23-24, 1994)
Hitting Streak.....	25 (Jason Giambi, May 12-June 23, 1997)
Consecutive Games Reaching Base.....	62 (Mark McGwire, Sept. 16, 1995-June 18, 1996)
Consecutive At Bats, No Hits.....	40 (Jose Canseco, Aug. 8-23, 1986)

Multiple Hit Games

Career.....	474 (Rickey Henderson, 1979-84, 89-95, 98)
Season.....	57 (Mark Kotsay, 2004)
	57 (Miguel Tejada, 2002)
Season, Rookie.....	49 (Terrence Long, 2000)
	49 (Brent Gates, 1993)
Season, Five-Hit Games.....	2 (Adam Kennedy, 2009)
	2 (Sal Bando, 1969)
Season, Four-Hit Games.....	5 (Carney Lansford, 1988)
	5 (Claudell Washington, 1975)
Season, Three-Hit Games.....	19 (Mark Kotsay, 2004)
	19 (Jason Giambi, 1999)
	19 (Carney Lansford, 1989)

Most Singles

Career.....	1271 (Rickey Henderson, 1979-84, 89-95, 98)
Season.....	153 (Carney Lansford, 1989)
Season, Rookie.....	121 (Billy Burns, 2015)
Game.....	5 (Stan Javier vs. Cleveland, July 18, 1988)
	5 (Sal Bando at Washington, Sept. 30, 1969)

Most Doubles

Career.....	289 (Rickey Henderson, 1979-84, 89-95, 98)
Season.....	49 (Jed Lowrie, 2017)
Season, Rookie.....	41 (Ben Grieve, 1998)
Game.....	3 (31 times, last: Sean Murphy at Texas, Sept. 13, 2019)

Most Triples

Career.....	41 (Rickey Henderson, 1979-84, 89-95, 98)
Season.....	12 (Phil Garner, 1976)
Season, Rookie.....	10 (Luis Polonia, 1987)
Game.....	2 (12 times, last: Seth Brown vs. Los Angeles-AL, Sept. 3, 2019)

Most Home Runs

Career.....	363 (Mark McGwire, 1986-97)
Career, Pinch Hit.....	5 (Chad Pinder, 2016-21)
	5 (Mark McGwire, 1986-97)
	5 (Terry Steinbach, 1986-96)
	5 (Mike Aldrete, 1993-95)
	5 (Jeff Burroughs, 1982-84)
Career, Designated Hitter.....	98 (Dave Kingman, 1984-86)
Career, Grand Slams.....	9 (Mark McGwire, 1986-97)
Career, Inside The Park.....	4 (Reggie Jackson, 1968-75, 87)
Career, Leadoff.....	43 (Rickey Henderson, 1979-84, 89-95, 98)
Season, Right Hander.....	52 (Mark McGwire, 1996)
Season, Left Hander.....	47 (Reggie Jackson, 1969)
Season, Switch Hitter.....	35 (Nick Swisher, 2006)
Season, Pinch Hitter.....	4 (Jeff Burroughs, 1982)
Season, Designated Hitter.....	46 (Khris Davis, 2018)
Season, Grand Slams.....	4 (Jason Giambi, 2000)
Season, Inside The Park.....	2 (Reggie Jackson, 1968)
Season, Leadoff.....	7 (Rickey Henderson, 1993)
Season, Rookie.....	49 (Mark McGwire, 1987)
Season, Home.....	27 (Jason Giambi, 2001)
Season, Road.....	28 (Mark McGwire, 1987 and 1996)
	28 (Jose Canseco, 1991)

10 OR MORE RUNS IN AN INNING IN OAKLAND HISTORY

Runs	Opponent	Inning	Date
13	California	B-1	July 5, 1996
10	Milwaukee	B-4	May 9, 1979
10	at New York	T-5	August 29, 1982
10	Seattle	B-3	June 23, 1992
10	at Kansas City	T-3	June 18, 2000

Runs	Opponent	Inning	Date
10	at Minnesota	T-4	September 11, 2013
10	at Chicago (AL)	T-4	September 15, 2015
10	at Baltimore	T-3	September 12, 2018
10	Baltimore	B-6	June 18, 2019

Month 15 (Mark McGwire, May, 1987)
 Game 3 (16 times, last: Khris Davis vs. Texas, May 17, 2016)
 Game, Both Sides of Plate eight times, last: Coco Crisp
 (at New York-AL, Aug. 24, 2011)
 Two Consecutive Games 5 (Josh Reddick, Aug. 9-10, 2013)
 5 (Mark McGwire, June 27-28, 1987)
 5 (Mark McGwire, June 10-11, 1995)
 Inning 2 (Mark McGwire, Sept. 22, 1996; 5th inn.)
 Consecutive Games With Home Run 6 (Frank Thomas,
 Sept. 5-11, 2006)
 Consecutive At Bats With Home Run 4
 (Mike Epstein vs. Washington, June 15-16, 1971)
 Home Run, First Major League At Bat
 (Terry Steinbach, Sept. 12, 1986 at Cleveland)
 (Joe Keough, Aug. 7, 1968 at New York, G#2)
 Consecutive At Bats, No Home Runs 837 (Walt Weiss,
 April 26, 1990-October 4, 1992)

Most RBI

Career 941 (Mark McGwire, 1986-97)
 Season, Left Hander 137 (Jason Giambi, 2000)
 Season, Right Hander 131 (Miguel Tejada, 2002)
 Season, Switch Hitter 101 (Ruben Sierra, 1993)
 Season, Pinch Hitter 12 (Tommy Davis, 1971)
 12 (Jeff Burroughs, 1982)
 Season, Designated Hitter 118 (Khris Davis, 2018)
 Season, Rookie 118 (Mark McGwire, 1987)
 Game 10 (Reggie Jackson at Boston, June 14, 1969)
 Inning 6 (Matt Stairs vs. California, July 5, 1996; 1st inn.)
 Consecutive Games With RBI 10 (Rick Monday,
 April 20-30, 1969)

Most Total Bases

Career 2640 (Rickey Henderson, 1979-84, 89-95, 98)
 Season 347 (Jose Canseco, 1988)
 Season, Rookie 344 (Mark McGwire, 1987)
 Game 14 (Harold Baines vs. Baltimore, May 7, 1991)

Most Extra Base Hits

Career 563 (Mark McGwire, 1986-97)
 Season 87 (Jason Giambi, 2001)
 Season, Rookie 81 (Mark McGwire, 1987)
 Game 4 (six times, last: Ryon Healy vs. Wash., June 3, 2017)

Most Walks

Career 1227 (Rickey Henderson, 1979-84, 89-95, 98)
 Career, Intentional 84 (Reggie Jackson, 1968-75, 87)
 Season 137 (Jason Giambi, 2000)
 Season, Rookie 86 (Wayne Gross, 1977)
 Season, Intentional 24 (Jason Giambi, 2001)
 Game 5 (five times, last: **Matt Chapman**
at Cleveland, August 12, 2021)
 Consecutive 7 (Jose Canseco, Aug. 4-5, 1992)

Most Strikeouts

Career 1180 (Reggie Jackson, 1968-75, 87)
 Season 202 (**Matt Chapman, 2021**)
 Season, Rookie 175 (Jose Canseco, 1986)
 Game 5 (nine times, last:
Matt Chapman vs. Houston, Sept. 24, 2021)
 Two Consecutive Games 8 (four times, last:
Matt Chapman, Sept. 4-5, 2020)
 Consecutive Plate Appearances, No Strikeouts ... 137 (Felipe Alou,
 April 27-June 3, 1970)

Most Hit By Pitch

Career 80 (Mark Canha, 2015-21)
 Season 27 (Mark Canha, 2021)
 Season, Rookie 15 (Olmedo Saenz, 1999)
 Game 2 (43 times, last: **Sean Murphy**
vs. Los Angeles-AL, June 14, 2021)

Most Sacrifice Hits

Career 101 (Bert Campaneris, 1968-76)
 Season 22 (Dwayne Murphy, 1980)
 Season, Rookie 21 (Phil Garner, 1975)
 Game 2 (64 times, last: Sonny Gray at Atlanta, Aug. 16, 2014)

Most Sacrifice Flies

Career 59 (Mark McGwire, 1986-97)
 Season 14 (Dave Kingman, 1984)
 Season, Rookie 9 (Jose Canseco, 1986)
 Game 2 (27 times, last: Stephen Vogt
 at Tampa Bay, May 24, 2015)

Most Grounded Into Double Plays

Career 137 (Terry Steinbach, 1986-96)
 Season 32 (Ben Grieve, 2000)
 Season, Rookie 20 (Bobby Crosby, 2004)
 Game 2 (209 times, last:
 Mitch Moreland at Chicago-AL, August 17, 2021)

Most Stolen Bases

Career 867 (Rickey Henderson, 1979-84, 89-95, 98)
 Season 130 (Rickey Henderson, 1982)
 Season, Rookie 42 (Mitchell Page, 1977)
 Game 5 (Rickey Henderson vs. Seattle, July 29, 1989)
 5 (Bert Campaneris vs. Minnesota, May 24, 1976)
 Consecutive 36 (Coco Crisp, July 16, 2011-June 19, 2012)

Most Caught Stealing

Career 219 (Rickey Henderson, 1979-84, 89-95, 98)
 Season 42 (Rickey Henderson, 1982)
 Season, Rookie 21 (Mike Edwards, 1978)
 Game 3 (Rickey Henderson at California, July 27, 1982)

INDIVIDUAL PITCHING

Most Games Won

Career 131 (Jim Hunter, 1968-74)
 Season, Right Hander 27 (Bob Welch, 1990)
 Season, Left Hander 24 (Vida Blue, 1971)
 Season, Rookie 13 (Tommy Milone, 2012)
 13 (Jarrod Parker, 2012)
 Consecutive 13 (Jim Hunter, 1973)

Most Games Lost

Career 105 (Rick Langford, 1977-86)
 Season, Right Hander 20 (Brian Kingman, 1980)
 Season, Left Hander 19 (Vida Blue, 1977)
 Season, Rookie 19 (Rick Langford, 1977)
 Consecutive 14 (Matt Keough, 1979)
 Consecutive Over Two Seasons 18 (Matt Keough,
 Sept. 11, 1978-Aug. 8, 1979)

Most Saves

Career.....	320 (Dennis Eckersley, 1987-95)
Season, Right Hander.....	51 (Dennis Eckersley, 1992)
Season, Left Hander.....	22 (Sean Doolittle, 2014)
Season, Rookie.....	26 (Andrew Bailey, 2009)
Consecutive Saves.....	.44 (Grant Balfour, May 5, 2012-July 22, 2013)

Lowest Earned Run Average

Career.....	2.74 (Dennis Eckersley, 1987-95)
Season, Starter.....	1.82 (Vida Blue, 1971)
Season, Reliever (min. 50 ip).....	0.61 (Dennis Eckersley, 1990)
Season, Rookie (min. 100 ip).....	2.93 (Dave Hamilton, 1972)

Most Games

Career.....	525 (Dennis Eckersley, 1987-95)
Season.....	84 (Billy Koch, 2002)
Season, Rookie.....	71 (Ryan Cook, 2012) 71 (Aaron Small, 1997)
Consecutive.....	6 (four times, last: Buddy Groom, July 11-19, 1999)

Most Games Started

Career.....	262 (Vida Blue, 1969-77)
Season.....	41 (Jim Hunter, 1974)
Season, Rookie.....	33 (Joe Blanton, 2005)

Most Complete Games

Career.....	105 (Vida Blue, 1969-77)
Season.....	28 (Rick Langford, 1980)
Season, Rookie.....	8 (Steve McCatty, 1979)
Consecutive.....	22 (Rick Langford, May 23-Sept. 12, 1980)
Consecutive Won.....	9 (Rick Langford, July 15-Aug. 15, 1980)

Most Shutouts

Career.....	28 (Vida Blue, 1969-77)
Season.....	8 (Vida Blue, 1971)
Season, Rookie.....	2 (Chris Codiroli, 1983) 2 (John Johnson, 1978) 2 (Vida Blue, 1970)
Consecutive.....	3 (Bobby Witt, June 23, 28, July 3, 1994) 3 (Mike Torrez, Sept. 3, 7, 11, 1976)
Consecutive Scoreless IP, Reliever.....	39.0 (Brad Ziegler, 2008)
Consecutive Scoreless IP, Starter.....	37.0 (Mike Torrez, 1976)

Most Innings Pitched

Career.....	1946.0 (Vida Blue, 1969-77)
Season.....	318 (Jim Hunter, 1974)
Season, Rookie.....	208.1 (Rick Langford, 1977)
Game.....	14.0 (four times, last: Steve McCatty vs. Seattle, Aug. 10, 1980)

Hits

Career, Most.....	1650 (Vida Blue, 1969-77)
Season, Most.....	284 (Vida Blue, 1977)
Season, Rookie.....	223 (Rick Langford, 1977)
Season, Low-Hit Games (0,1,2).....	3 (Ron Darling, 1992) 3 (Mike Torrez, 1976) 3 (Jim Hunter, 1972)
Game, Most.....	17 (Mike Norris vs. Milwaukee, Sept. 26, 1980)
Game, Fewest.....	0 Mike Fiers vs. Cincinnati, May 7, 2019 Sean Manaea vs. Boston, April 21, 2018 Dallas Braden vs. Tampa Bay, May 9, 2010 (Perfect game) Dave Stewart at Toronto, June 29, 1990 Mike Warren vs. Chicago, Sept. 29, 1983 Vida Blue, Glenn Abbott, Paul Lindblad and Rollie Fingers vs. California, Sept. 28, 1975 Vida Blue vs. Minnesota, Sept. 21, 1970 Jim Hunter vs. Minnesota, May 8, 1968 (Perfect game)
Consecutive Games, Fewest.....	3 (Bobby Witt, June 23-28, 1994)

Most Runs

Career.....	784 (Dave Stewart, 1986-92, 95)
Season.....	144 (Matt Keough, 1982)
Season, Rookie.....	115 (Chris Codiroli, 1983)
Game.....	14 (Mike Oquist vs. New York, Aug. 3, 1998)

Most Earned Runs

Career.....	712 (Dave Stewart, 1986-92, 95)
Season.....	133 (Matt Keough, 1982)
Season, Rookie.....	102 (Chris Codiroli, 1983)
Game.....	14 (Mike Oquist vs. New York, Aug. 3, 1998)

Most Walks

Career.....	655 (Dave Stewart, 1986-92, 95)
Season.....	112 (John Odum, 1969)
Season, Rookie.....	102 (Eric Plunk, 1986)
Game.....	9 (five times, last: Kelly Downs vs. Balt., Aug. 31, 1992)

Most Strikeouts

Career.....	1315 (Vida Blue, 1969-77)
Season.....	301 (Vida Blue, 1971)
Season, Rookie.....	150 (Brett Anderson, 2009)
Season, 10 strikeout games.....	11 (Vida Blue, 1971)
Game, nine innings.....	16 (Jose Rijo at Seattle, April 19, 1986)
Game, extra innings.....	17 (Vida Blue vs. Cal., July 9, 1971)
Two Consecutive Games.....	30 (Jose Rijo, April 19-24, 1986)
Three Consecutive Games.....	38 (Jose Rijo, April 19-30, 1986)
Inning.....	4 (four times, last: Ryan Dull, April 17, 2018 vs. Chicago-AL, 8th inn.)

Most Home Runs

Career.....	207 (Jim Hunter, 1968-74)
Season.....	39 (Jim Hunter, 1973)
Season, Rookie.....	28 (Jharel Cotton, 2017)
Game.....	5 (four times, last: Mike Fiers at Houston, Sept. 9, 2019)
Consecutive IP, No HR, Starter.....	137.0 (Vida Blue, May 2-Aug. 1, 1976)
Consecutive IP, No HR, Reliever.....	90.1 (Paul Lindblad, May 31, 1975 to April 13, 1976) 90.1 (Rollie Fingers, June 8 to October 2, 1976)

Most Hit Batters

Career.....	65 (Barry Zito, 2000-06)
Season.....	13 (Chris Bassitt, 2019) 13 (Barry Zito, 2001, 2005 and 2006)
Season, Rookie.....	10 (Steve McCatty, 1979)
Game.....	3 (13 times, last: Cole Irvin at Texas, July 9, 2021)

Most Wild Pitches

Career.....	79 (Dave Stewart, 1986-92, 95)
Season.....	22 (Mike Moore, 1992)
Season, Rookie.....	15 (Blake Stein, 1998)
Game.....	4 (Stan Bahnsen vs. California, July 5, 1975)

FRANCHISE CAREER BATTING LEADERS

Games

Campaneris	1795
Henderson	1704
Dykes	1702
Bando	1468
Johnson, B.	1459
Suder	1421
Davis, H.	1413
Murphy, Da.	1412
Miller	1361
Valo	1361

Runs

Henderson	1270
Johnson, B.	997
Campaneris	983
Foxx	975
Simmons	969
Bishop	882
Dykes	881
Cochrane	823
Davis, H.	811
McGwire	773

Doubles

Dykes	365
Simmons	348
Davis, H.	319
Johnson, B.	307
Miller	292
Henderson	289
Chavez	282
Murphy, Da.	279
Moses	274
Campaneris	270

Walks

Henderson	1227
Bishop	1046
Johnson	853
McGwire	847
Valo	820
Bando	792
Foxx	781
Joost	768
Hartsell	733
Murphy, Dw.	694

Stolen Bases

Henderson	867
Campaneris	566
Collins	377
North	232
Davis, H.	223
Hartsell	195
Oldring	187
Murphy, Da.	185
Baker, F.	172
Crisp	169

At Bats

Campaneris	7180
Henderson	6140
Dykes	6023
Johnson, B.	5428
Davis, H.	5367
Bando	5145
Murphy, Da.	5138
Simmons	5130
Suder	5085
Chavez	4783

Hits

Campaneris	1882
Simmons	1827
Henderson	1768
Dykes	1705
Johnson, B.	1617
Davis, H.	1500
Foxx	1492
Murphy, Da.	1489
Miller	1483
Lansford	1317
Cochrane	1317

Triples

Murphy, Da.	102
Simmons	98
Baker	88
Collins	84
Davis, H.	82
Foxx	79
Oldring	75
Hartsel	74
Miller	74
Dykes	73

Strikeouts

Jackson	1226
Canseco	1096
McGwire	1043
Campaneris	933
Chavez	922
Henderson	915
Murphy, Dw	883
Green	785
Davis, K	723
Dykes	706

Batting Average

Simmons	.356
Foxx	.339
Collins	.336
Cochrane	.321
Baker	.321
McInnis	.313
Miller	.311
Cramer	.308
Moses	.307
Hale	.305

(Min. 2500 plate appearances)



Bert "Campy" Campaneris

Home Runs

McGwire	363
Foxx	302
Jackson	269
Canseco	254
Johnson, B.	252
Chavez	230
Simmons	209
Giambi	198
Bando	192
Zernial	191

Total Bases

Simmons	2998
Johnson, B.	2824
Foxx	2813
Henderson	2640
Campaneris	2502
Dykes	2474
McGwire	2451
Jackson	2323
Chavez	2288
Miller	2206

Slugging Percentage

Foxx	.640
Simmons	.584
McGwire	.551
Giambi	.531
Johnson, B.	.520
Canseco	.507
Jackson	.496
Davis, K	.493
Cochrane	.490
Zernial	.489

(Min. 2500 plate appearances)

Runs Batted In

Simmons	1178
Foxx	1075
Johnson, B.	1040
McGwire	941
Bando	796
Canseco	793
Chavez	787
Jackson	776
Dykes	764
Miller	762
Davis, H.	762

Extra Base Hits

Simmons	655
Foxx	638
Johnson, B.	631
McGwire	563
Chavez	532
Jackson	530
Dykes	524
Henderson	497
Davis, H.	470
Miller	460

On-Base Percentage

Foxx	.440
Fain	.426
Bishop	.423
Collins	.422
Cochrane	.412
Henderson	.409
Giambi	.406
Valo	.403
Simmons	.398
Johnson, B.	.395

(Min. 2500 plate appearances)

OAKLAND CAREER BATTING LEADERS

Games

Henderson.....	1704
Bando.....	1410
McGwire.....	1329
Chavez.....	1320
Jackson.....	1311
Campaneris.....	1295
Murphy.....	1213
Lansford.....	1203
Steinbach.....	1199
Rudi.....	1088

Runs

Henderson.....	1270
McGwire.....	773
Jackson.....	743
Chavez.....	730
Bando.....	725
Campaneris.....	722
Canseco.....	662
Giambi.....	640
Lansford.....	617
Murphy.....	614

Doubles

Henderson.....	289
Chavez.....	282
Giambi.....	241
Jackson.....	230
Rudi.....	214
Bando.....	208
Steinbach.....	205
Ellis.....	204
Lansford.....	201
Lowrie.....	200

Walks

Henderson.....	1227
McGwire.....	847
Bando.....	775
Murphy.....	694
Giambi.....	636
Jackson.....	623
Chavez.....	565
Tenace.....	475
Canseco.....	469
Phillips.....	413

Stolen Bases

Henderson.....	867
Campaneris.....	398
North.....	232
Crisp.....	169
Lansford.....	146
Jackson.....	144
Davis, R.....	142
Canseco.....	135
Davis, M.....	121
Page.....	104

At Bats

Henderson.....	6140
Campaneris.....	5159
Bando.....	4991
Chavez.....	4783
Lansford.....	4568
Jackson.....	4568
McGwire.....	4448
Steinbach.....	4162
Murphy.....	4047
Canseco.....	3970

Hits

Henderson.....	1768
Campaneris.....	1355
Lansford.....	1317
Bando.....	1279
Chavez.....	1276
Jackson.....	1207
McGwire.....	1157
Steinbach.....	1144
Giambi.....	1100
Rudi.....	1079

Triples

Henderson.....	41
Campaneris.....	39
Rudi.....	32
Phillips.....	29
Crisp.....	26
Lansford.....	23
Jackson.....	23
North.....	23
Bando.....	22
Ellis.....	22

Strikeouts

Jackson.....	1180
Canseco.....	1096
McGwire.....	1043
Chavez.....	922
Henderson.....	915
Murphy.....	883
Davis, K.....	723
Steinbach.....	689
Bando.....	675
Giambi.....	674

Batting Average

Giambi.....	300
Lansford.....	288
Henderson.....	288
Kotsay.....	282
Grieve.....	280
Steinbach.....	275
Rudi.....	273
North.....	271
Lowrie.....	271
Tejada.....	270

(Min. 2000 plate appearances)



Rickey Henderson

Home Runs

McGwire.....	363
Jackson.....	268
Canseco.....	254
Chavez.....	230
Giambi.....	198
Bando.....	192
Henderson.....	167
Davis, K.....	159
Tejada.....	156
Murphy.....	153

Total Bases

Henderson.....	2640
McGwire.....	2451
Chavez.....	2288
Jackson.....	2287
Bando.....	2107
Canseco.....	2012
Giambi.....	1949
Lansford.....	1846
Steinbach.....	1773
Campaneris.....	1764

Slugging Percentage

McGwire.....	.551
Giambi.....	.531
Olson.....	.511
Stairs.....	.509
Canseco.....	.507
Jackson.....	.501
Davis, K.....	.493
Chavez.....	.478
Chapman.....	.478
Grieve.....	.475

(Min. 2000 plate appearances)

Runs Batted In

McGwire.....	941
Canseco.....	793
Bando.....	789
Chavez.....	787
Jackson.....	770
Giambi.....	715
Henderson.....	648
Tejada.....	604
Steinbach.....	595
Murphy.....	563

Extra Base Hits

McGwire.....	563
Chavez.....	532
Jackson.....	521
Henderson.....	497
Canseco.....	448
Giambi.....	446
Bando.....	422
Rudi.....	362
Tejada.....	358
Steinbach.....	351

On-Base Percentage

Henderson.....	.409
Giambi.....	.406
Cust.....	.381
McGwire.....	.380
Tenace.....	.374
Grieve.....	.370
North.....	.364
Stairs.....	.363
Bando.....	.360
Jackson.....	.357

(Min. 2000 plate appearances)

FRANCHISE CAREER PITCHING LEADERS

Games

Eckersley	525
Plank	523
Fingers	502
Rommel	500
Lindblad	479
Walberg	412
Grove	402
Honeycutt	387
Bender	385
Hunter	363

Complete Games

Plank	362
Bender	230
Grove	179
Waddell	168
Rommel	147
Coombs	135
Walberg	126
Hunter	116
Blue	105
Kellner	95

Wins

Plank	284
Grove	195
Bender	193
Rommel	171
Hunter	161
Walberg	134
Waddell	131
Blue	124
Stewart	119
Coombs	115

Innings Pitched

Plank	3860.2
Bender	2602.0
Rommel	2556.1
Hunter	2456.1
Grove	2401.0
Walberg	2186.2
Blue	1945.2
Waddell	1869.1
Kellner	1730.1
Stewart	1717.1

Games Started

Plank	459
Hunter	340
Bender	288
Grove	267
Walberg	266
Blue	262
Rommel	249
Stewart	245
Kellner	239
Zito	224

Shutouts

Plank	59
Waddell	37
Bender	37
Hunter	31
Blue	28
Coombs	28
Grove	20
Rommel	18
Dygart	16
Bush	15
Walberg	15

Losses

Plank	162
Rommel	119
Walberg	114
Hunter	113
Kellner	108
Langford	105
Bender	102
Harriss	93
Blue	86
Naylor	83

Walks

Plank	913
Walberg	853
Grove	740
Odom	732
Rommel	724
Kellner	717
Hunter	687
Marchildon	682
Stewart	655
Blue	617



Eddie Plank

Saves

Eckersley	320
Fingers	136
Taylor	100
Street	94
Bailey	75
Isringhausen	75
Treinen	67
Balfour	64
Howell	61
Koch	44
Foulke	44

(Since 1969)

Strikeouts

Plank	1985
Waddell	1576
Bender	1536
Grove	1523
Hunter	1520
Blue	1315
Stewart	1152
Zito	1098
Walberg	907
Hudson	899

ERA

Waddell	1.97
Morgan	2.15
Bender	2.32
Plank	2.39
Coombs	2.60
Dygart	2.65
Grove	2.88
Fingers	2.91
Holtzman	2.92
Blue	2.94

(Min. 750 innings pitched)

Winning Percentage

Grove	195-79	.712
Hudson	92-39	.702
Mulder	81-42	.659
Bender	193-102	.654
Plank	284-162	.637
Coombs	115-67	.632
Earnshaw	98-58	.628
Zito	102-63	.618
Welch	96-60	.615
Waddell	131-82	.615

(Min. 100 decisions)

DESIGNATED HITTER RULE

A hitter may be designated to bat for the pitcher in any spot in the batting order in any game without affecting the status of the pitcher. The designated hitter must be selected and be included on the lineup cards presented to the umpire-in-chief prior to the game. Failure to do so precludes the use of a designated hitter for that game.

The designated hitter is "locked" into the batting order but may be removed for a pinch-hitter or pinch-runner, who in turn becomes the designated hitter. The designated hitter, while still in the game, may be used defensively but the pitcher then assumes the batting order of the replaced defensive player, thus terminating the designated hitter role. The designated hitter is eligible for all American League batting titles.

OAKLAND CAREER PITCHING LEADERS

Games

Eckersley	525
Fingers	502
Lindblad	391
Honeycutt	387
Groom	301
Blevins	281
Nelson	281
Taylor	281
Blue	273
Hunter	266

Complete Games

Blue	105
Hunter	96
Langford	85
Holtzman	54
Keough	53
Norris	52
Stewart	49
McCatty	45
Dobson	42
Odom	34

Wins

Hunter	131
Blue	124
Stewart	119
Zito	102
Welch	96
Hudson	92
Mulder	81
Holtzman	77
Langford	73
Odom	71

Innings Pitched

Blue	1945.2
Hunter	1887.0
Stewart	1717.1
Langford	1468.0
Zito	1437.1
Welch	1271.1
Hudson	1240.2
Odom	1202.2
McCatty	1188.1
Norris	1124.1

Games Started

Blue	262
Hunter	260
Stewart	245
Zito	224
Welch	195
Langford	195
Hudson	183
Odom	178
McCatty	161
Norris	157

Shutouts

Blue	28
Hunter	24
Holtzman	13
Odom	11
Dobson	10
Langford	10
Stewart	9
Hudson	8
Mulder	8
four players tied	7

Losses

Langford	105
Blue	86
Stewart	78
Hunter	77
Keough	75
Zito	63
McCatty	63
Odom	61
Fingers	61
Welch	60

Walks

Stewart	655
Blue	617
Odom	598
Zito	566
McCatty	520
Norris	499
Hunter	493
Welch	469
Keough	456
Langford	402



Jim "Catfish" Hunter

Saves

Eckersley	320
Fingers	136
Taylor	100
Street	94
Bailey	75
Isringhausen	75
Treinen	67
Balfour	64
Howell	61
Koch	44
Foulke	44

Strikeouts

Blue	1315
Stewart	1152
Hunter	1139
Zito	1098
Hudson	899
Fingers	784
Welch	677
Odom	675
Mulder	668
Eckersley	658

ERA

Eckersley	2.74
Fingers	2.91
Holtzman	2.92
Blue	2.94
Lindblad	2.97
Hunter	3.00
Hudson	3.30
Odom	3.38
Gray	3.42
Bassitt	3.44

(Min. 500 innings pitched)

Winning Percentage

Hudson	.92-39	.702
Mulder	.81-42	.659
Harden	.40-23	.635
Hunter	.131-77	.630
Zito	.102-63	.618
Lindblad	.42-26	.618
Welch	.96-60	.615
Stewart	.119-78	.604
Blue	.124-86	.590
Moore	.66-46	.589

(Min. 60 decisions)

RELIEF PITCHERS SAVE RULE

A pitcher is credited with a save when he meets all three of the following conditions:

1. He is the finishing pitcher in a game won by his club, and
2. He is not the winning pitcher, and
3. He qualifies under one of the following conditions:
 - a. He enters the game with a lead of no more than three runs and pitches for at least one inning, or
 - b. He enters the game with the potential tying run on base, at bat, or on deck (that is, the potential tying run is either on base or is one of the first two batsmen he faces), or
 - c. He pitches effectively for at least three innings

FRANCHISE SEASON BATTING LEADERS

Games

Semien (2019).....	162
Olson (2018)	162
Tejada (2001, 02, 03)...	162
Long (2001, 02)	162
Griffin (1985, 86)	162
Bando (1968, 69, 73)...	162
Siebern (1962).....	162

Runs

Simmons (1930).....	152
Fox (1932).....	151
Lajoie (1901).....	145
Simmons (1932).....	144
Collins (1912).....	137
Joost (1949).....	128
Fox (1930).....	127
Fox (1933).....	125
Collins (1913).....	125
Semien (2019).....	123
Jackson (1969).....	123
Fox (1929).....	123

Doubles

Simmons (1926).....	53
Lowrie (2017).....	49
Moses (1937).....	48
Lajoie (1901).....	48
Giambi (2001).....	47
McNair (1932).....	47
H. Davis (1905).....	47
Lowrie (2013).....	45
Seybold (1903).....	45
B. Johnson (1933).....	44

Walks

Joost (1949).....	149
Giambi (2000).....	137
Fain (1949).....	136
Fain (1950).....	133
Giambi (2001).....	129
Bishop (1930).....	128
Bishop (1929).....	128
Joost (1952).....	122
Hartsel (1905).....	121
Valo (1949).....	119
Joost (1948).....	119

Stolen Bases

RHenderson (1982)....	130
RHenderson (1983)....	108
RHenderson (1980)....	100
Collins (1910).....	81
North (1976).....	75
Collins (1909).....	67
RHenderson (1998)....	66
RHenderson (1984)....	66
RHenderson (1990)....	65
Collins (1912).....	63

At Bats

Simmons (1932).....	670
Tejada (2002).....	662
Cramer (1933).....	661
Semien (2019).....	657
Simmons (1925).....	654
Finney (1936).....	653
Moses (1937).....	649
Cramer (1934).....	649
Damon (2001).....	644
Cramer (1935).....	644

Hits

Simmons (1925).....	253
Lajoie (1901).....	229
Simmons (1932).....	216
Cramer (1935).....	214
Fox (1932).....	213
Simmons (1929).....	212
Simmons (1930).....	211
Moses (1937).....	208
Fox (1933).....	204
Tejada (2002).....	204

Triples

Baker (1912).....	21
Baker (1909).....	19
Da. Murphy (1910)....	18
Da. Murphy (1904)....	17
Simmons (1930).....	16
Miller (1929).....	16
Strunk (1915).....	16
Cimoli (1962).....	15
Witt (1916).....	15
Baker (1910).....	15
Collins (1910).....	15

Strikeouts

Chapman (2021).....	202
Cust (2008).....	197
Davis (2017).....	195
Cust (2009).....	185
Davis (2018).....	175
Canseco (1986).....	175
Jackson (1968).....	171
Davis (2016).....	166
Cust (2007).....	164
Olson (2018).....	163

Batting Average

Lajoie (1901).....	.422
Simmons (1931).....	.390
Simmons (1925).....	.387
Simmons (1930).....	.381
Collins (1911).....	.365
Simmons (1929).....	.365
Fox (1932).....	.364
Cochrane (1930).....	.357
Cobb (1927).....	.357
Fox (1933).....	.356
Lamar (1925).....	.356



Al Simmons

Home Runs

Fox (1932).....	58
McGwire (1996).....	52
McGwire (1987).....	49
Davis (2018).....	48
Fox (1933).....	48
Jackson (1969).....	47
Canseco (1991).....	44
Fox (1934).....	44
Davis (2017).....	43
Giambi (2000).....	43

Total Bases

Fox (1932).....	438
Fox (1933).....	403
Simmons (1930).....	392
Simmons (1925).....	392
Simmons (1929).....	373
Simmons (1932).....	367
Fox (1930).....	358
Moses (1937).....	357
Fox (1934).....	352
Canseco (1988).....	347

Slugging Percentage

Fox (1932).....	.749
McGwire (1996).....	.730
Simmons (1930).....	.708
Fox (1933).....	.703
Giambi (2001).....	.660
Fox (1934).....	.653
Giambi (2000).....	.647
Lajoie (1901).....	.635
Simmons (1929).....	.642
Simmons (1931).....	.641

Runs Batted In

Fox (1932).....	169
Simmons (1930).....	165
Fox (1933).....	163
Simmons (1929).....	157
Fox (1930).....	156
Simmons (1932).....	151
Giambi (2000).....	137
Tejada (2002).....	131
Baker (1912).....	130
Fox (1934).....	130

Extra Base Hits

Fox (1932).....	100
Fox (1933).....	94
Simmons (1930).....	93
Giambi (2001).....	87
Jackson (1969).....	86
Moses (1937).....	86
Simmons (1929).....	84
Semien (2019).....	83
Fox (1930).....	83
Simmons (1926).....	82

On-Base Percentage

Giambi (2001).....	.477
Giambi (2000).....	.476
Fox (1932).....	.469
McGwire (1996).....	.467
Fox (1929).....	.463
Lajoie (1901).....	.459
Fox (1935).....	.461
Cochrane (1933).....	.459
Collins (1914).....	.452
Collins (1911).....	.451
Fain (1951).....	.451

OAKLAND SEASON BATTING LEADERS

Games

Semien (2019).....	162
Olson (2018)	162
Tejada (2001, 02, 03) ...	162
Long (2001, 02)	162
Griffin (1985, 86)	162
Bando (1968, 69, 73) ...	162

Runs

Semien (2019).....	123
Jackson (1969).....	123
Canseco (1988)	120
RHenderson (1990)	119
RHenderson (1982)	119
Giambi (1999)	115
Canseco (1991)	115
RHenderson (1984)	113
RHenderson (1980)	111
Giambi (2001)	109

Doubles

Lowrie (2017).....	49
Giambi (2001)	47
Lowrie (2013).....	45
Semien (2019)	43
Chavez (2001)	43
Chapman (2018)	42
Tejada (2003)	42
Piscotty (2018)	41
Grieve (1998)	41
Giambi (1997)	41

Walks

Giambi (2000).....	137
Giambi (2001)	129
RHenderson (1998)	118
Bando (1970)	118
RHenderson (1980)	117
McGwire (1996)	116
RHenderson (1982)	116
Jackson (1969)	114
Bando (1969)	111
Cust (2008).....	111

Stolen Bases

RHenderson (1982)	130
RHenderson (1983)	108
RHenderson (1980)	100
North (1976)	75
RHenderson (1998)	66
RHenderson (1984)	66
RHenderson (1990)	65
Campaneris (1969)	62
Campaneris (1968)	62
RHenderson (1991)	58

At Bats

Tejada (2002).....	662
Semien (2019).....	657
Damon (2001)	644
Campaneris (1968).....	642
Tejada (2003)	636
Semien (2018)	632
Sierra (1993).....	630
Canseco (1987)	630
Long (2001)	629
Armas (1980).....	628

Hits

Tejada (2002).....	204
Kotsay (2004).....	190
Semien (2019).....	187
Canseco (1988)	187
Lansford (1989)	185
Washington (1975)	182
Giambi (1999)	181
Rudi (1972)	181
Lansford (1984).....	179
RHenderson (1980)	179

Triples

Garner (1976)	12
Polonia (1987)	10
Burns (2015).....	9
Byrnes (2003).....	9
Rudi (1972)	9
Campaneris (1968).....	9
six players tied.....	8

Strikeouts

Chapman (2021)	202
Cust (2008).....	197
Davis (2017)	195
Cust (2009).....	185
Davis (2018)	175
Canseco (1986)	175
Jackson (1968).....	171
Davis (2016)	166
Cust (2007).....	164
Olson (2018)	163

Batting Average

Giambi (2001).....	.342
Lansford (1989).....	.336
Giambi (2000)333
RHenderson (1990)325
Durazo (2004)321
RHenderson (1981)319
Giambi (1999)315
Kotsay (2004).....	.314
McGwire (1996)312
Washington (1975)308
Tejada (2002).....	.308



Reggie Jackson

Home Runs

McGwire (1996)	52
McGwire (1987)	49
Davis (2018)	48
Jackson (1969).....	47
Canseco (1991)	44
Davis (2017)	43
Giambi (2000)	43
Davis (2016)	42
McGwire (1992)	42
Canseco (1988)	42

Total Bases

Canseco (1988)	347
McGwire (1987)	344
Semien (2019)	343
Giambi (2001)	343
Tejada (2002)	336
Jackson (1969).....	334
Giambi (2000)	330
Giambi (1999)	318
Canseco (1991)	318
Davis (2018)	316

Slugging Percentage

McGwire (1996)730
Giambi (2001)660
Giambi (2000)647
McGwire (1987)618
Jackson (1969).....	.608
McGwire (1992)585
RHenderson (1990)577
Canseco (1988)569
Jaha (1999).....	.556
Canseco (1991)556

Runs Batted In

Giambi (2000)	137
Tejada (2002)	131
Canseco (1988)	124
Davis (2018)	123
Giambi (1999)	123
Canseco (1991)	122
Giambi (2001)	120
McGwire (1987)	118
Kingman (1984)	118
Jackson (1969).....	118

Extra Base Hits

Giambi (2001)	87
Jackson (1969).....	86
Semien (2019)	83
McGwire (1987)	81
Jackson (1975).....	78
Davis (2018)	77
Canseco (1991)	77
Canseco (1988)	76
Chapman (2019)	75
Chavez (2001)	75

On-Base Percentage

Giambi (2001)477
Giambi (2000)476
McGwire (1996)467
RHenderson (1990)439
Giambi (1999)422
RHenderson (1980)420
Jaha (1999).....	.414
RHenderson (1983)414
RHenderson (1994)411
Jackson (1969).....	.410

FRANCHISE SEASON PITCHING LEADERS

Games

Koch (2002)	84
Wyatt (1964)	81
Petit (2019)	80
Petit (2021)	78
Groom (1997)	78
Groom (1999)	76
Fingers (1974)	76
six players tied	75

Complete Games

Waddell (1904)	39
Plank (1904)	37
Plank (1905)	35
Coombs (1910)	35
Fraser (1901)	35
Waddell (1903)	34
Plank (1907)	33
Plank (1903)	33
Plank (1902)	31
Myers (1916)	31
Henley (1904)	31

Wins

Grove (1931)	31
Coombs (1910)	31
Grove (1930)	28
Coombs (1911)	28
Welch (1990)	27
Rommell (1922)	27
Waddell (1905)	27
Plank (1904)	26
Plank (1912)	26
three players tied	25

Innings Pitched

Waddell (1904)	383.0
Plank (1904)	357.1
Coombs (1910)	353.0
Plank (1905)	346.2
Plank (1907)	343.2
Coombs (1911)	336.2
Plank (1903)	336.0
Perry (1918)	332.1
Fraser (1901)	331.0
Waddell (1905)	328.2

Games Started

Waddell (1904)	46
Plank (1904)	43
Hunter (1974)	41
Plank (1905)	41
eight players tied	40

Shutouts

Coombs (1910)	13
Blue (1971)	8
Plank (1907)	8
Waddell (1906)	8
Waddell (1904)	8
Bush (1916)	8
six players tied	7

Losses

Perry (1920)	25
Bush (1916)	24
Myers (1916)	23
Rommel (1921)	23
Naylor (1920)	23
Wyckoff (1915)	22
Ditmar (1956)	22
Kelley (1937)	21
Harris (1943)	21
nine tied with	20

Walks

Myers (1916)	168
Wyckoff (1915)	165
Marchildon (1947)	141
Marchildon (1942)	140
Earnshaw (1930)	139
Cain (1933)	137
Fraser (1901)	132
Grove (1925)	131
Marchildon (1948)	131
Bush (1916)	130



Lefty Grove

Saves

Eckersley (1992)	51
Eckersley (1990)	48
Eckersley (1988)	45
Koch (2002)	44
Foulke (2003)	43
Eckersley (1991)	43
Treinen (2018)	38
Balfour (2013)	38
Street (2006)	37
Eckersley (1993)	36
Caudill (1984)	36
<i>(Since 1969)</i>	

Strikeouts

Waddell (1904)	349
Waddell (1903)	302
Blue (1971)	301
Waddell (1905)	287
Waddell (1907)	232
Coombs (1910)	224
Plank (1905)	210
Waddell (1902)	210
Grove (1930)	209
Montas (2021)	207

ERA

Coombs (1910)	1.30
Krause (1909)	1.39
Waddell (1905)	1.48
Morgan (1910)	1.55
Bender (1910)	1.58
Waddell (1904)	1.62
Morgan (1909)	1.65
Bender (1909)	1.66
Plank (1909)	1.76
Blue (1971)	1.82

Winning Percentage

Grove (1931)	31-4	.886
Bender (1914)	17-3	.850
Grove (1930)	28-5	.848
Zito (2002)	23-5	.821
Bender (1910)	23-5	.821
Welch (1990)	27-6	.818
Plank (1912)	26-6	.813
Hunter (1973)	21-5	.808
Coombs (1910)	31-9	.775
Waddell (1902)	24-7	.774
Shantz (1952)	24-7	.774
<i>(Min. 20 decisions)</i>		

LASTS BY A'S PITCHERS

Run:	James Kaprielian, July 27, 2021 at San Diego
Hit:	James Kaprielian, July 27, 2021 at San Diego
Double:	Sean Manaea, June 25, 2021 at San Francisco
Triple:	John Odom, Aug. 22, 1971 vs. Boston (Game 1)

Homer:	John Odom, Sept. 4, 1972 vs. California (Game 1) (Ken Holtzman homered in Game 4 of the 1974 World Series vs. Los Angeles on Oct. 16)
RBI:	Cole Irvin, June 27, 2021 at San Francisco
Walk:	Frankie Montas, May 5, 2019 at Pittsburgh
Stolen Base:	Gene Nelson, July 3, 1988 at Toronto (pinch runner)

OAKLAND SEASON PITCHING LEADERS

Games

Koch (2002)	84
Petit (2019)	80
Petit (2021)	78
Groom (1997)	78
Groom (1999)	76
Fingers (1974)	76
six players tied	75

Complete Games

Langford (1980)	28
Norris (1980)	24
Blue (1971)	24
Hunter (1974)	23
Keough (1980)	20
Blue (1976)	20
Langford (1981)	18
six players tied	16

Wins

Welch (1990)	27
Hunter (1974)	25
Blue (1971)	24
Zito (2002)	23
Stewart (1990)	22
Norris (1980)	22
Blue (1975)	22
seven players tied	21

Innings Pitched

Hunter (1974)	318.1
Blue (1971)	312.0
Blue (1976)	298.1
Holtzman (1973)	297.1
Hunter (1972)	295.1
Langford (1980)	290.0
Norris (1980)	284.1
Blue (1974)	282.1
Blue (1977)	279.2
Blue (1975)	278.0

Games Started

Hunter (1974)	41
Blue (1974)	40
Holtzman (1973)	40
Dobson (1970)	40
Hunter (1970)	40
Torrez (1976)	39
Blue (1971)	39
Blue (1977)	38
Blue (1975)	38
Holtzman (1975)	38
Holtzman (1974)	38

Shutouts


Blue (1971)	8
Blue (1976)	6
Hunter (1974)	6
Nash (1968)	6
Hunter (1972)	5
Dobson (1970)	5
10 players tied	4

Losses

Kingman (1980)	20
Blue (1977)	19
Langford (1977)	19
Keough (1982)	18
Keough (1979)	17
Holtzman (1974)	17
Candiotti (1998)	16
Langford (1982)	16
Langford (1979)	16
Smith (2008)	16

Walks

Odom (1969)	112
Stewart (1988)	110
Rijo (1986)	108
Holtzman (1975)	108
Moore (1991)	105
Stewart (1991)	105
Stewart (1987)	105
Blue (1973)	105
Moore (1992)	103
Appier (2000)	102
Plunk (1986)	102



Vida Blue

Saves

Eckersley (1992)	51
Eckersley (1990)	48
Eckersley (1988)	45
Koch (2002)	44
Foulke (2003)	43
Eckersley (1991)	43
Treinen (2018)	38
Balfour (2013)	38
Street (2006)	37
Eckersley (1993)	36
Caudill (1984)	36

Strikeouts

Blue (1971)	301
Montas (2021)	207
Zito (2001)	205
Stottlemyre (1995)	205
Stewart (1987)	205
Gonzalez (2011)	197
Manaea (2021)	194
Haren (2007)	192
Stewart (1988)	192
Hunter (1972)	191

ERA

Blue (1971)	2.35	.821
Hunter (1972)	2.04	
Nash (1968)	2.28	
McCatty (1981)	2.32	
Blue (1976)	2.36	
Odom (1968)	2.45	
Hunter (1974)	2.49	
Torrez (1976)	2.50	
Odom (1972)	2.50	
Holtzman (1972)	2.51	
<i>(Min. 162.0 innings)</i>		

Winning Percentage

Zito (2002)	23-5	.821
Welch (1990)	27-6	.818
Hunter (1973)	21-5	.808
Hudson (2000)	20-6	.769
Blue (1971)	24-8	.750
Hunter (1972)	21-7	.750
Colón (2013)	18-6	.750
Dobson (1971)	15-5	.750
Mulder (2002)	19-7	.731
Davis (1989)	19-7	.731
<i>(Min. 20 decisions)</i>		

LONGEST STREAKS BY OAKLAND A'S PITCHERS

Scoreless

37	August 13 to August 17, 1983
29	September 17 to September 21, 2019
29	June 11 to June 14, 1968
29	August 27 to August 31, 1996
29	April 9 to April 12, 1978
29	May 27 to May 30, 1976
29	June 3 to June 5, 1972
29	July 30 to August 2, 1972
29	July 21 to July 24, 1968

Homeless

136.2	June 19 to July 4, 1974
96.0	June 23 to July 4, 1999
95.0	September 21, 1975 to April 11, 1976
92.0	July 28 to August 6, 1970
91.2	April 11 to 21, 1971
83.0	June 24 to July 2, 1978
80.0	May 9 to 20, 1977
79.0	October 5, 1980 to April 17, 1981
77.0	May 21 to 31, 1977

ATHLETICS YEAR-BY-YEAR BATTING

Year	AVG.	AB	R	H	2B	3B	HR	RBI	BB	SO	SH	SF	HP	SB	CS	SLG	OBP
1901	.289	4882	805	1409	239	87	35	665	301	344	78		53	173		.395	.337
1902	.287	4762	775	1369	235	67	38	673	343	293	118		38	201		.389	.340
1903	.264	4673	597	1236	227	68	32	502	268	513	101		32	157		.363	.309
1904	.249	5088	557	1266	197	77	31	486	313	605	137		41	137		.336	.298
1905	.255	5146	623	1310	256	51	24	511	376	644	165		34	190		.338	.310
1906	.247	4883	561	1206	213	49	32	489	385		157		43	165		.330	.308
1907	.255	5010	582	1276	220	44	22	485	384		176		27	137		.329	.311
1908	.223	5065	486	1131	183	50	21	392	368		177		37	116		.292	.281
1909	.256	4906	605	1257	186	88	21	498	403		248		64	205		.343	.321
1910	.266	5154	673	1373	191	105	19	541	409		196		47	207		.355	.326
1911	.296	5199	861	1540	237	93	35	692	424		232		65	226		.398	.357
1912	.282	5111	779	1442	204	108	22	620	485		201		38	258		.377	.349
1913	.280	5044	794	1412	223	80	33	660	534	547	174		65	221		.375	.356
1914	.272	5126	749	1392	165	80	29	627	545	517	218		52	231	188	.352	.348
1915	.237	5081	545	1204	183	72	16	440	436	634	137		54	127	89	.311	.304
1916	.242	5010	447	1212	169	65	19	380	406	631	157		30	151		.313	.303
1917	.254	5109	529	1296	177	62	17	457	435	519	205		33	112		.323	.316
1918	.243	4278	412	1039	124	44	22	356	343	485	124		26	83		.308	.303
1919	.244	4730	457	1156	175	71	35	396	349	565	125		30	103		.334	.300
1920	.252	5256	558	1324	220	49	44	470	353	593	169		43	50	67	.338	.304
1921	.274	5465	657	1497	256	64	82	601	424	565	136		29	69	56	.389	.330
1922	.270	5211	705	1409	229	63	111	631	437	591	170		34	60	63	.402	.331
1923	.271	5196	661	1407	229	64	53	577	445	517	172		44	72	62	.370	.334
1924	.281	5184	685	1459	251	59	63	608	374	482	157		38	79	66	.389	.334
1925	.307	5399	831	1659	298	79	76	767	453	432	187		31	67	59	.434	.364
1926	.269	5046	677	1359	259	65	61	619	523	452	238		26	56	46	.383	.341
1927	.303	5296	841	1606	281	70	56	767	551	326	219		30	101	63	.414	.372
1928	.295	5226	829	1540	323	75	89	759	533	442	196		37	59	48	.436	.364
1929	.296	5204	901	1539	288	76	122	845	543	440	214		29	61	38	.451	.365
1930	.294	5345	951	1573	319	74	125	895	599	531	188		31	48	33	.452	.369
1931	.287	5377	858	1544	311	64	118	798	528	543	78		35	25	23	.435	.355
1932	.290	5537	981	1606	303	52	172	923	647	630	94		21	38	23	.457	.366
1933	.285	5330	875	1519	297	57	139	831	625	618	80		15	34	34	.440	.362
1934	.280	5317	764	1491	236	50	144	708	491	584	99		13	57	35	.425	.343
1935	.279	5269	710	1470	243	44	112	671	475	602	86		17	43	35	.406	.341
1936	.269	5373	714	1443	240	60	72	663	524	590	74		19	59	43	.376	.336
1937	.267	5228	699	1398	278	60	94	649	583	557	70		5	95	48	.397	.341
1938	.270	5229	726	1410	243	62	98	686	605	590	78		22	65	53	.396	.348
1939	.271	5309	711	1438	282	55	98	666	503	532	138		15	60	34	.400	.336
1940	.262	5304	703	1391	242	53	105	648	556	656	69		19	48	33	.387	.334
1941	.268	5336	713	1431	240	69	85	660	574	588	76		8	27	36	.387	.340
1942	.249	5285	549	1315	213	46	33	517	440	490	74		23	44	45	.325	.309
1943	.232	5244	497	1219	174	44	26	462	430	465	95		29	55	42	.297	.294
1944	.257	5312	525	1364	169	47	36	475	422	490	121		17	42	32	.327	.314
1945	.245	5296	494	1297	201	37	33	440	449	463	96		19	25	45	.316	.306
1946	.253	5200	529	1317	220	51	40	481	482	594	105		9	39	30	.338	.318
1947	.252	5198	633	1311	218	52	61	581	605	563	144		24	37	33	.349	.333
1948	.260	5181	729	1345	231	47	68	685	726	523	120		22	40	32	.362	.353
1949	.260	5123	726	1331	214	49	82	680	783	493	117		25	36	25	.369	.361
1950	.261	5212	670	1361	204	53	100	627	685	493	73		23	42	25	.378	.349
1951	.262	5277	736	1381	262	43	102	685	677	565	61		34	47	36	.386	.349
1952	.253	5163	664	1305	212	35	89	634	683	561	102		27	52	43	.359	.343
1953	.256	5455	632	1398	205	38	116	588	498	602	51		24	41	24	.372	.321
1954	.236	5206	542	1228	191	41	94	503	504	677	54	31	28	30	29	.342	.305
Phila.	.266	278846	36513	74211	12386	3308	3502	32670	26237		7327		1674	5003		.372	.333
1955	.261	5335	638	1395	189	46	121	593	463	725	57	34	26	22	36	.382	.322
1956	.252	5256	619	1325	204	41	112	581	480	727	67	37	20	40	30	.370	.315
1957	.244	5170	563	1262	195	40	166	535	364	760	62	36	24	35	27	.394	.295
1958	.247	5261	642	1297	196	50	138	605	452	747	64	43	25	22	36	.381	.307
1959	.263	5264	681	1383	231	43	117	638	481	780	69	38	33	34	24	.390	.326
1960	.249	5226	615	1303	212	34	110	566	513	744	75	32	12	16	11	.366	.316
1961	.247	5423	683	1342	216	47	90	632	580	772	89	47	25	58	22	.354	.320

Year	AVG.	AB	R	H	2B	3B	HR	RBI	BB	SO	SH	SF	HP	SB	CS	SLG	OBP
1962	.263	5576	745	1467	220	58	116	691	556	803	78	50	42	76	21	.386	.332
1963	.247	5495	615	1356	225	38	95	582	529	829	77	46	25	47	26	.353	.313
1964	.239	5524	621	1321	216	29	166	594	548	1104	53	25	42	34	20	.379	.311
1965	.240	5393	585	1294	186	59	110	546	521	1020	74	35	35	110	51	.358	.309
1966	.236	5328	564	1259	212	56	70	509	421	982	71	27	26	132	50	.337	.294
1967	.233	5349	533	1244	212	50	69	481	452	1019	59	36	42	132	59	.330	.296
K.C.	.248	69600	8104	17248	2714	591	1480	7553	6360	11012	895	486	377	758	413	.368	.312
1968	.240	5406	569	1300	192	40	94	522	472	1022	78	35	35	147	61	.343	.304
1969	.249	5614	740	1400	210	28	148	680	617	953	74	35	63	100	39	.376	.328
1970	.249	5376	678	1338	208	24	171	630	584	977	73	36	36	131	68	.392	.325
1971	.252	5494	691	1383	195	25	160	642	542	1018	80	38	37	80	53	.384	.321
1972	.240	5200	604	1248	195	29	134	565	463	886	100	36	47	87	48	.366	.306
1973	.260	5507	758	1431	216	28	147	714	595	919	67	53	35	128	57	.389	.333
1974	.247	5331	689	1315	205	37	132	637	568	876	60	51	38	164	93	.373	.321
1975	.254	5415	758	1376	220	33	151	703	609	846	74	35	51	183	82	.391	.333
1976	.246	5353	686	1319	208	33	113	625	592	818	58	58	45	341	123	.361	.323
1977	.240	5358	605	1284	176	37	117	548	516	910	64	46	36	176	89	.352	.308
1978	.245	5321	532	1304	200	31	100	492	433	800	108	27	25	144	117	.351	.303
1979	.239	5348	573	1276	188	32	108	541	482	751	75	46	20	104	69	.346	.302
1980	.259	5495	686	1424	212	35	137	635	506	824	99	41	19	175	82	.385	.322
1981	.247	3677	458	910	119	26	104	430	342	647	46	32	16	98	47	.379	.312
1982	.236	5448	691	1286	211	27	149	659	582	948	50	54	20	232	87	.367	.309
1983	.262	5516	708	1447	237	28	121	662	524	872	55	62	31	235	98	.381	.326
1984	.259	5457	738	1415	257	29	158	697	568	871	37	77	22	145	64	.404	.327
1985	.264	5581	757	1475	230	34	155	690	508	861	63	47	16	117	58	.401	.325
1986	.252	5435	731	1370	213	25	163	683	553	983	56	51	32	139	61	.390	.322
1987	.260	5511	806	1432	263	33	199	761	593	1056	50	48	36	140	63	.428	.333
1988	.263	5602	800	1474	251	22	156	752	580	926	54	55	65	129	54	.399	.336
1989	.261	5416	712	1414	220	25	127	659	562	855	36	62	34	157	55	.381	.331
1990	.254	5433	733	1379	209	22	164	693	651	992	60	48	46	141	54	.391	.336
1991	.248	5410	760	1342	246	19	159	716	642	981	41	49	50	151	64	.389	.331
1992	.258	5387	745	1389	219	24	142	693	707	831	72	59	49	143	59	.386	.346
1993	.254	5543	715	1408	260	21	158	679	622	1048	46	49	33	131	59	.394	.330
1994	.260	3885	549	1009	178	13	113	515	417	686	24	51	18	91	39	.399	.330
1995	.264	4916	730	1296	228	18	169	694	565	911	32	58	45	112	46	.420	.341
1996	.265	5630	861	1492	283	21	243	823	640	1114	35	39	58	58	35	.452	.344
1997	.260	5589	764	1451	274	23	197	714	642	1181	49	40	49	71	36	.423	.339
1998	.257	5490	804	1413	295	13	149	755	633	1122	58	46	55	131	47	.397	.338
1999	.259	5519	893	1430	287	20	235	845	770	1129	39	41	71	70	37	.446	.355
2000	.270	5560	947	1501	281	23	239	908	750	1159	26	44	52	40	15	.458	.360
2001	.264	5573	884	1469	334	22	199	835	640	1021	25	59	88	68	29	.439	.345
2002	.261	5558	800	1450	279	28	205	772	609	1008	20	36	68	46	20	.432	.339
2003	.254	5497	768	1398	317	24	176	742	556	898	22	53	59	48	14	.417	.327
2004	.270	5728	793	1545	336	15	189	752	608	1061	25	43	55	47	22	.433	.343
2005	.262	5627	772	1476	310	20	155	739	537	819	19	40	52	31	22	.407	.330
2006	.260	5500	771	1429	266	22	175	735	650	976	25	56	50	61	20	.412	.340
2007	.256	5577	741	1430	295	16	171	711	664	1119	18	56	49	52	20	.407	.338
2008	.242	5451	646	1318	270	23	125	610	574	1226	30	35	48	88	21	.369	.318
2009	.262	5584	759	1464	307	21	135	723	527	1046	31	54	50	133	48	.397	.328
2010	.256	5448	663	1396	276	30	109	619	527	1061	43	51	47	156	38	.378	.324
2011	.244	5452	645	1330	280	29	114	612	509	1094	34	57	50	117	43	.369	.311
2012	.238	5527	713	1315	267	32	195	676	550	1387	27	34	45	122	32	.404	.310
2013	.254	5521	767	1403	301	25	186	725	573	1178	21	49	45	74	28	.419	.327
2014	.244	5545	729	1354	253	33	146	686	586	1104	19	43	49	83	20	.381	.320
2015	.251	5600	694	1405	277	46	146	661	475	1119	14	38	40	78	29	.395	.312
2016	.246	5500	653	1352	270	21	169	634	442	1145	13	34	33	50	23	.395	.304
2017	.246	5464	739	1344	305	15	234	708	565	1491	13	40	43	57	22	.436	.319
2018	.252	5579	813	1407	322	20	227	778	550	1381	6	44	76	35	21	.439	.325
2019	.249	5561	845	1384	292	23	257	800	578	1338	7	36	87	49	21	.448	.327
2020	.225	1908	274	430	91	11	71	264	238	524	2	14	39	26	3	.396	.322
2021	.238	5395	743	1284	271	19	199	698	545	1349	17	49	98	88	20	.406	.317
Oak.	.253	288818	38683	73114	13305	1373	8595	36442	30333	54118	2370	2470	2456	6000	2575	.398	.327

Year	AVG.	AB	R	H	2B	3B	HR	RBI	BB	SH	HP	SB	SLG	OBP
Totals	.258	637264	83300	164573	28405	5272	13577	76665	62930	10592	4507	11761	.383	.328

ATHLETICS YEAR-BY-YEAR PITCHING

Year	ERA	CG	SV	SHO	IP	H	R	ER	HR	BB	SO	HB	WP	OPP. AVG.
1901	4.00	124		6	1200.2	1346	761	534	20	374	350	59	40	.280
1902	3.29	114		5	1216.1	1292	636	444	33	368	455	63	29	.273
1903	2.98	112		10	1207.1	1124	519	400	20	315	728	71	38	.249
1904	2.35	136		26	1361.1	1149	503	355	13	366	887	63	23	.227
1905	2.19	117		19	1383.1	1137	492	337	21	409	895	63	40	.228
1906	2.60	107		19	1322.0	1135	543	382	9	425	749	57	30	.235
1907	2.35	106		27	1354.2	1106	511	353	13	378	789	67	36	.222
1908	2.56	102		23	1400.1	1194	562	398	10	410	741	53	46	.235
1909	1.93	110		27	1378.0	1069	408	296	9	386	728	62	31	.218
1910	1.79	123		24	1421.2	1103	441	282	8	450	789	55	42	.221
1911	3.01	97		13	1375.2	1343	601	460	17	487	739	81	34	.265
1912	3.32	95		11	1357.0	1273	658	501	12	518	601	57	30	.258
1913	3.19	69		17	1351.1	1200	592	479	24	532	630	39	48	.229
1914	2.78	89		24	1404.0	1264	529	433	18	521	720	28	37	.249
1915	4.29	78		6	1348.1	1358	888	643	22	827	588	57	68	.278
1916	3.92	94		11	1343.2	1311	776	585	26	715	575	31	53	.267
1917	3.27	80		8	1365.2	1310	691	496	23	562	516	23	37	.250
1918	3.22	80		13	1156.0	1106	538	413	13	486	277	35	20	.264
1919	4.26	72		1	1239.1	1371	742	587	44	503	417	29	25	.290
1920	3.93	79		6	1380.1	1612	834	602	56	461	423	40	27	.300
1921	4.61	75		2	1400.1	1645	894	717	85	548	431	32	34	.300
1922	4.59	73		4	1362.1	1573	830	695	107	469	373	32	22	.297
1923	4.08	65		7	1364.2	1465	761	619	68	550	400	23	23	.280
1924	4.39	68		8	1345.0	1527	778	656	43	597	371	28	19	.292
1925	3.87	61		8	1381.2	1468	713	594	60	544	495	36	30	.276
1926	3.00	62		10	1346.0	1362	570	448	38	451	571	31	22	.268
1927	3.97	66		8	1384.0	1467	726	611	65	442	553	36	18	.278
1928	3.36	81		15	1367.2	1349	615	511	66	424	607	22	19	.256
1929	3.44	70		9	1357.0	1371	615	519	73	487	573	15	28	.264
1930	4.28	72		8	1371.0	1457	751	652	84	488	672	20	25	.274
1931	3.47	97		12	1365.1	1342	626	526	73	457	574	9	20	.258
1932	4.45	95		10	1386.0	1477	752	686	112	511	595	18	21	.271
1933	4.81	69		6	1343.2	1523	853	718	77	644	423	17	33	.283
1934	5.01	68		8	1337.0	1429	838	745	84	693	480	23	33	.275
1935	5.12	58		7	1326.1	1486	869	754	73	704	469	25	35	.285
1936	6.08	68		3	1352.1	1645	1045	913	131	696	405	24	67	.300
1937	4.85	65		6	1335.0	1490	854	720	105	613	469	17	40	.281
1938	5.48	56		4	1324.0	1573	956	806	142	599	473	18	28	.292
1939	5.79	50		6	1342.2	1687	1022	864	148	579	397	19	35	.307
1940	5.22	72		4	1345.0	1543	932	780	135	534	488	15	40	.283
1941	4.83	64		3	1365.1	1516	840	733	136	557	386	18	46	.279
1942	4.45	67		5	1374.2	1404	801	679	89	639	546	21	35	.263
1943	4.05	73		5	1394.0	1421	717	627	73	536	503	35	24	.265
1944	3.26	72		10	1397.1	1345	594	506	58	390	534	31	30	.252
1945	3.62	65		11	1381.0	1380	638	556	55	571	531	22	18	.262
1946	3.90	61		10	1342.2	1371	680	582	83	577	562	25	13	.264
1947	3.51	70		12	1391.1	1291	614	543	85	597	493	14	14	.247
1948	4.43	74		7	1368.2	1456	735	673	86	638	486	15	35	.275
1949	4.23	85		9	1365.0	1359	725	642	105	758	490	19	33	.263
1950	5.49	50		3	1346.1	1528	913	821	138	729	466	31	39	.287
1951	4.47	52		7	1358.0	1421	745	674	109	569	437	32	30	.272
1952	4.15	73		11	1384.1	1402	723	639	113	526	562	35	21	.263
1953	4.67	51		7	1409.0	1475	799	731	121	594	566	57	51	.271
1954	5.18	49		3	1371.1	1523	875	789	141	685	555	39	40	.285
Phila.	3.91	4281		544	72953.0	74574	38624	31709	3572	28889	29533	1887	1755	
1955	5.35	29		9	1382.0	1486	911	822	175	707	572	42	36	.278
1956	4.86	30		3	1370.1	1424	831	740	187	679	636	42	38	.271
1957	4.19	26		6	1369.2	1344	710	637	153	565	626	25	45	.260
1958	4.15	42		9	1398.1	1405	713	645	150	467	721	28	31	.262
1959	4.35	44		8	1360.2	1452	760	658	148	492	703	46	41	.274
1960	4.38	44		4	1374.0	1428	756	668	160	525	664	43	37	.271
1961	4.74	32		5	1415.0	1519	863	746	141	629	703	53	58	.275

Year	ERA	CG	SV	SHO	IP	H	R	ER	HR	BB	SO	HB	WP	OPP. AVG.
1962	4.79	32		4	1434.0	1450	837	764	199	655	825	42	63	.263
1963	3.92	35		11	1458.0	1417	704	635	156	540	887	44	43	.256
1964	4.71	18		6	1455.2	1516	836	761	220	614	966	54	55	.269
1965	4.24	18		7	1433.0	1399	755	675	161	574	882	39	67	.256
1966	3.56	19		11	1435.0	1281	648	567	106	630	854	39	52	.241
1967	3.68	26		10	1428.0	1265	660	584	125	558	990	37	44	.238
K.C.	4.37	395		93	18313.2	18386	9984	8902	2081	7635	10029	534	610	
1968	2.94	45		18	1455.2	1220	544	476	124	505	997	31	55	.227
1969	3.71	42	36	14	1480.2	1356	678	611	163	586	887	39	55	.245
1970	3.30	33	40	15	1442.2	1253	593	529	134	542	858	34	56	.234
1971	3.05	57	36	18	1469.1	1229	564	498	131	501	999	33	37	.228
1972	2.58	42	43	23	1417.2	1170	457	406	96	418	862	19	29	.226
1973	3.29	46	41	16	1457.1	1311	615	532	143	494	797	30	52	.241
1974	2.95	49	28	12	1439.2	1322	551	472	90	430	755	25	27	.246
1975	3.27	36	44	10	1448.0	1267	606	526	102	523	784	37	47	.236
1976	3.26	39	29	15	1459.1	1412	598	528	96	415	711	30	40	.255
1977	4.04	32	25	4	1436.2	1459	749	645	145	560	788	24	55	.265
1978	3.62	26	29	11	1433.1	1401	690	577	106	582	750	26	37	.259
1979	4.75	41	20	4	1429.1	1606	860	754	147	654	726	49	72	.288
1980	3.46	94	13	9	1471.2	1347	642	566	142	521	769	31	51	.244
1981	3.30	60	10	11	993.0	883	403	364	80	370	505	28	30	.240
1982	4.54	42	22	6	1456.0	1506	819	735	177	648	697	30	58	.268
1983	4.35	22	33	12	1454.1	1462	782	703	135	626	719	31	43	.263
1984	4.48	15	44	6	1430.0	1554	796	712	155	592	695	35	47	.278
1985	4.41	10	41	6	1453.0	1451	787	712	172	607	785	25	48	.259
1986	4.31	22	37	8	1433.0	1334	760	686	166	667	937	34	62	.247
1987	4.32	18	40	6	1445.2	1442	789	694	176	531	1042	36	52	.258
1988	3.44	22	64	9	1489.1	1376	620	569	116	553	983	29	62	.247
1989	3.09	17	57	20	1448.1	1287	576	497	103	510	930	28	71	.239
1990	3.18	18	64	16	1456.0	1287	570	514	123	494	831	27	50	.238
1991	4.57	14	49	10	1444.1	1425	776	734	155	655	892	55	60	.260
1992	3.73	8	58	9	1447.0	1396	672	599	129	601	843	41	67	.256
1993	4.90	8	42	2	1452.1	1551	846	791	157	680	864	49	39	.276
1994	4.80	12	23	9	1003.1	979	589	535	128	510	732	34	42	.257
1995	4.93	8	34	4	1273.0	1320	761	698	153	556	890	53	56	.269
1996	5.20	7	34	5	1456.1	1638	900	841	205	644	884	52	60	.287
1997	5.48	2	38	1	1445.1	1734	946	880	197	642	953	64	51	.301
1998	4.81	12	39	4	1434.0	1555	866	766	179	529	922	56	68	.276
1999	4.69	6	48	5	1438.1	1537	846	750	160	569	967	54	57	.274
2000	4.58	7	43	11	1435.1	1535	813	730	158	615	963	48	46	.274
2001	3.59	13	44	9	1463.1	1384	645	583	153	440	1117	46	42	.249
2002	3.68	9	48	19	1452.0	1391	654	593	135	474	1021	62	40	.252
2003	3.63	16	48	14	1441.2	1336	643	582	140	499	1018	54	41	.246
2004	4.17	10	35	8	1471.1	1466	742	682	164	544	1034	68	39	.262
2005	3.69	9	38	12	1450.1	1315	658	594	154	504	1075	60	41	.241
2006	4.21	5	54	11	1451.2	1525	727	679	162	529	1003	55	43	.272
2007	4.28	4	36	9	1448.0	1468	758	689	138	530	1036	43	52	.263
2008	4.01	4	33	7	1435.0	1364	690	640	135	576	1061	54	30	.253
2009	4.26	2	38	10	1447.1	1486	761	685	156	523	1124	36	43	.265
2010	3.56	7	38	17	1431.2	1315	626	566	153	512	1070	38	42	.245
2011	3.71	6	39	12	1447.2	1380	679	597	136	519	1160	41	53	.250
2012	3.48	1	47	13	1470.0	1360	614	569	147	462	1136	46	40	.245
2013	3.56	6	46	13	1452.0	1339	625	574	163	428	1183	35	56	.242
2014	3.22	7	31	13	1463.1	1269	572	524	147	406	1244	48	59	.233
2015	4.14	5	28	15	1444.2	1402	729	664	172	474	1179	47	62	.254
2016	4.51	2	42	7	1433.1	1459	761	718	185	464	1188	50	70	.263
2017	4.67	1	35	6	1431.0	1444	826	743	210	502	1202	61	84	.261
2018	3.81	2	44	14	1465.2	1303	674	621	184	474	1237	53	86	.236
2019	3.97	1	45	12	1465.0	1342	680	646	201	477	1299	66	74	.242
2020	3.77	1	17	5	515.1	471	232	216	69	165	506	15	16	.240
2021	4.02	3	39	11	1433.0	1362	687	640	191	439	1332	64	63	.247
Oak.	3.95	1026	2029	566	76242.2	73786	37047	33435	7938	28271	50942	2259	2758	.255

Year	ERA	CG	SHO	IP	H	R	ER	HR	BB	SO	HB	WP
Totals	3.98	5702	1203	167509.1	166746	85655	74045	13591	64795	90504	4680	5123

ATHLETICS YEAR-BY-YEAR FIELDING

Year	AVG.	G	PO	A	E	TC	DP	TP	PB
1901	.942	137	3600	1903	337	5840	93	0	23
1902	.953	137	3646	1819	270	5735	75	0	13
1903	.960	137	3618	1613	217	5448	66	0	20
1904	.959	155	4080	1835	250	6165	67	0	21
1905	.957	152	4101	1746	265	6112	64	0	21
1906	.955	149	3941	1728	267	5936	86	1	17
1907	.958	150	4046	1959	263	6268	67	0	14
1908	.957	157	4158	1886	272	6316	68	1	20
1909	.961	153	4105	1894	245	6244	92	1	14
1910	.965	155	4255	2001	230	6486	117	0	10
1911	.964	152	4121	1896	225	6242	100	0	14
1912	.959	153	4100	2023	263	6386	115	0	17
1913	.966	153	4048	1958	212	6218	108	1	13
1914	.966	158	4198	1938	213	6349	116	1	25
1915	.947	154	4044	2023	338	6405	118	0	17
1916	.951	154	4021	2126	314	6461	126	0	19
1917	.961	154	4078	2064	251	6393	106	0	17
1918	.959	130	3458	1850	228	5536	136	0	7
1919	.956	140	3702	1902	257	5861	96	1	9
1920	.959	156	4120	2173	266	6559	125	0	13
1921	.958	155	4182	2005	274	6461	144	0	14
1922	.966	155	4072	1978	215	6265	118	1	16
1923	.964	153	4064	1935	221	6220	127	1	23
1924	.971	152	4025	1943	180	6148	157	0	12
1925	.966	153	4117	1931	211	6259	148	0	13
1926	.972	150	4041	1869	171	6081	131	1	10
1927	.970	155	4161	1897	190	6248	124	1	10
1928	.970	153	4107	1728	181	6016	124	0	10
1929	.975	151	4065	1587	146	5798	117	0	10
1930	.976	154	4127	1651	145	5923	121	0	11
1931	.976	153	4088	1614	141	5843	151	0	10
1932	.979	154	4160	1736	124	6020	142	0	15
1933	.966	152	4032	1750	203	5985	121	0	9
1934	.967	153	4012	1809	196	6017	166	0	12
1935	.967	149	3964	1690	190	5844	150	0	11
1936	.965	154	4061	1773	209	6043	152	0	21
1937	.967	154	4002	1725	198	5925	150	0	15
1938	.965	154	3964	1637	206	5807	119	0	15
1939	.965	153	4028	1678	210	5916	131	0	14
1940	.960	154	4035	1667	238	5940	131	0	15
1941	.967	154	4095	1733	200	6028	150	0	20
1942	.968	154	4062	1678	188	5928	124	0	23
1943	.973	155	4180	1741	162	6083	148	0	19
1944	.971	155	4192	1745	176	6113	127	0	12
1945	.973	153	4140	1903	168	6211	160	0	9
1946	.971	155	4028	1594	167	5789	141	1	7
1947	.976	156	4174	1689	143	6006	161	0	5
1948	.981	154	4108	1710	113	5931	180	1	7
1949	.976	154	4102	1710	140	5952	217	0	10
1950	.974	154	4033	1732	155	5920	208	0	9
1951	.978	154	4073	1849	136	6058	204	0	12
1952	.977	155	4150	1766	140	6056	148	0	11
1953	.977	157	4218	1710	137	6065	161	0	15
1954	.971	156	4104	1655	169	5928	163	0	12
Phila.	.966	8213	218406	98155	11226	327787	6957	12	761
1955	.976	155	4142	1729	146	6017	174	0	14
1956	.973	154	4111	1785	166	6062	187	0	19
1957	.979	154	4108	1720	125	5953	162	0	22
1958	.979	156	4196	1730	125	6051	166	0	34
1959	.973	154	4086	1669	160	5915	156	0	15
1960	.979	155	4122	1666	127	5915	149	0	17
1961	.972	162	4260	1755	175	6190	160	0	17

Year	AVG.	G	PO	A	E	TC	DP	TP	PB
1962	.979	162	4294	1724	132	6150	131	0	25
1963	.980	162	4373	1722	127	6222	131	0	11
1964	.974	163	4361	1669	158	6188	152	0	18
1965	.977	162	4300	1620	139	6059	142	0	20
1966	.977	160	4320	1646	139	6105	154	1	20
1967	.978	161	4279	1533	132	5944	120	0	17
K.C.	.977	2060	54952	21968	1851	78771	1984	1	249
1968	.977	163	4367	1659	145	6171	136	0	20
1969	.979	162	4442	1788	136	6366	162	0	26
1970	.977	162	4328	1680	141	6149	152	0	12
1971	.981	161	4408	1660	117	6185	157	0	17
1972	.979	155	4253	1689	130	6072	146	0	13
1973	.978	162	4372	1710	137	6219	170	0	9
1974	.977	162	4319	1704	141	6164	154	0	10
1975	.977	162	4344	1686	143	6173	140	0	13
1976	.977	161	4378	1821	144	6343	130	0	11
1977	.970	161	4310	1762	190	6262	136	0	12
1978	.971	162	4300	1626	179	6105	145	0	10
1979	.972	162	4288	1718	174	6180	137	3	15
1980	.979	162	4415	1631	130	6176	115	0	9
1981	.980	109	2979	1080	81	4140	74	1	2
1982	.974	162	4368	1647	160	6175	140	0	8
1983	.974	162	4363	1602	157	6122	157	1	14
1984	.975	162	4290	1508	146	5944	159	0	9
1985	.977	162	4359	1566	140	6065	136	0	19
1986	.978	162	4299	1596	135	6030	120	0	16
1987	.977	162	4337	1649	142	6128	123	0	18
1988	.983	162	4468	1629	105	6202	151	0	10
1989	.979	162	4345	1640	129	6114	159	0	13
1990	.986	162	4368	1630	87	6085	152	0	14
1991	.982	162	4333	1608	107	6048	150	0	8
1992	.979	162	4341	1576	125	6042	158	0	8
1993	.982	162	4357	1625	111	6093	161	0	15
1994	.979	114	3010	1122	88	4220	105	0	5
1995	.981	144	3819	1486	102	5407	151	0	4
1996	.984	162	4369	1778	103	6250	195	1	11
1997	.980	162	4336	1765	122	6223	170	0	5
1998	.977	162	4302	1654	141	6097	155	0	13
1999	.980	162	4315	1700	122	6137	166	0	18
2000	.978	161	4306	1726	134	6166	164	1	8
2001	.980	162	4390	1756	125	6271	151	0	4
2002	.984	162	4356	1798	102	6256	144	0	9
2003	.983	162	4325	1779	107	6211	145	0	9
2004	.986	162	4414	1809	91	6314	172	0	14
2005	.986	162	4351	1649	88	6088	166	0	5
2006	.986	162	4355	1626	84	6065	173	0	10
2007	.985	162	4344	1687	90	6121	153	0	16
2008	.984	161	4305	1573	98	5976	169	0	8
2009	.983	162	4342	1592	105	6039	155	0	5
2010	.984	162	4295	1704	99	6098	147	0	8
2011	.979	162	4343	1529	124	5996	145	0	6
2012	.982	162	4410	1568	111	6089	135	1	12
2013	.983	162	4356	1377	97	5830	112	0	15
2014	.982	162	4390	1634	111	6135	150	0	10
2015	.979	162	4334	1642	126	6102	154	0	14
2016	.984	162	4300	1630	97	6027	152	0	11
2017	.980	162	4293	1597	121	6011	162	0	16
2018	.985	162	4397	1594	89	6080	125	0	17
2019	.987	162	4395	1464	80	5939	123	0	19
2020	.987	60	1546	489	26	2061	33	0	4
2021	.987	162	4299	1320	72	5691	116	0	6
Oak.	.980	8516	228728	86538	6387	321653	7808	8	613

Year	AVG.	G	PO	A	E	TC	DP	TP	PB
Totals	.973	18789	502086	206661	19464	728211	16749	21	1623

ATHLETICS YEAR-BY-YEAR BATTING LEADERS

Batting Average

1901 Lajoie.....	.426
1902 Cross.....	.339
1903 Seybold.....	.299
1904 Davis.....	.308
1905 Davis.....	.284
1906 Seybold.....	.316
1907 Nicholls.....	.302
1908 Collins.....	.273
1909 Collins.....	.346
1910 Collins.....	.322
1911 Collins.....	.365
1912 Collins.....	.348
1913 Collins.....	.345
1914 Collins.....	.344
1915 McInnis.....	.314
1916 Strunk.....	.316
1917 McInnis.....	.303
1918 Burns.....	.352
1919 Burns.....	.296
1920 Dugan.....	.322
1921 Witt.....	.315
1922 Miller.....	.336
1923 Hauser.....	.307
1924 Miller.....	.342
1925 Simmons.....	.384
1926 Simmons.....	.343
1927 Simmons.....	.392
1928 Simmons.....	.351
1929 Simmons.....	.365
1930 Simmons.....	.381
1931 Simmons.....	.390
1932 Foxx.....	.364
1933 Foxx.....	.356
1934 Foxx.....	.334
1935 Foxx.....	.346
1936 Moses.....	.345
1937 Moses.....	.320
1938 Johnson.....	.313
1939 Johnson.....	.338
1940 Moses.....	.309
1941 Siebert.....	.334
1942 Johnson.....	.291
1943 Estalella.....	.259
1944 Siebert.....	.306
1945 Estalella.....	.299
1946 Rosar.....	.283
1947 McCosky.....	.328
1948 McCosky.....	.326
1949 Valo.....	.283
1950 Lehner.....	.309
1951 Fain.....	.344
1952 Fain.....	.327
1953 Philley.....	.303
1954 Finigan.....	.302
1955 Power.....	.319
1956 Power.....	.309
1957 Lopez.....	.294
1958 Cerv.....	.305
1959 Tuttle.....	.300
1960 Siebern.....	.279
1961 Siebern.....	.296
1962 Siebern.....	.308

1963 Causey.....	.280
1964 Causey.....	.281
1965 Campaneris.....	.270
1966 Cater.....	.292
1967 Cater.....	.270
1968 Cater.....	.290
1969 Bando.....	.281
1970 Campaneris.....	.279
1971 Jackson.....	.277
1972 Rudi.....	.305
1973 Jackson.....	.293
1974 Rudi.....	.293
1975 Washington.....	.308
1976 North.....	.276
1977 Page.....	.307
1978 Page.....	.285
1979 Revering.....	.288
1980 Henderson.....	.303
1981 Henderson.....	.319
1982 Henderson.....	.267
1983 Henderson.....	.292
1984 Lansford.....	.300
1985 Davis.....	.287
1986 Griffin.....	.285
1987 McGwire.....	.289
1988 Canseco.....	.307
1989 Lansford.....	.336
1990 R. Henderson.....	.325
1991 Baines.....	.295
1992 Bordick.....	.300
1993 Gates.....	.290
1994 Berroa.....	.306
1995 Henderson.....	.300
1996 McGwire.....	.312
1997 Giambi.....	.293
1998 Giambi.....	.295
1999 Giambi.....	.315
2000 Giambi.....	.333
2001 Giambi.....	.342
2002 Tejada.....	.308
2003 Chavez.....	.282
2004 Durazo.....	.321
2005 Ellis.....	.316
2006 Payton.....	.296
2007 Stewart.....	.290
2008 Suzuki.....	.279
2009 Sweeney.....	.293
2010 Ellis.....	.291
2011 Pennington.....	.264
2012 Céspedes.....	.292
2013 Donaldson.....	.301
2014 Donaldson.....	.255
2015 Burns.....	.294
2016 Valencia.....	.287
2017 Lowrie.....	.277
2018 Chapman.....	.278
2019 Semien.....	.285
2020 Canha.....	.246
2021 Olson.....	.271

Games

1901 Fultz.....	132
1902 four players tied	137

1903 four players tied	137
1904 Cross.....	155
1905 Murphy.....	150
1906 Davis.....	145
1907 Davis.....	149
1908 Nicholls.....	150
1909 Collins.....	153
1910 Collins.....	153
1911 Baker.....	148
1912 Collins.....	153
McInnis.....	153
1913 Baker.....	149
1914 Collins.....	152
1915 Strunk.....	132
1916 Strunk.....	150
1917 McInnis.....	150
1918 Burns.....	130
1919 Burns.....	126
1920 Walker.....	149
1921 Dykes.....	155
1922 Galloway.....	155
1923 Hauser.....	146
1924 Simmons.....	152
1925 Simmons.....	153
1926 Simmons.....	147
1927 Cobb.....	134
1928 Miller.....	139
1929 Foxx.....	149
1930 Miller.....	154
1931 Foxx.....	139
1932 Foxx.....	154
Simmons.....	154
1933 Cramer.....	152
Higgins.....	152
1934 Cramer.....	153
1935 Cramer.....	149
1936 Johnson.....	153
1937 Moses.....	154
1938 Johnson.....	152
1939 Johnson.....	150
1940 Siebert.....	154
1941 Johnson.....	149
1942 Siebert.....	153
1943 Hall.....	151
1944 Hayes.....	155
1945 Hall.....	151
1946 Chapman.....	146
1947 Joost.....	151
1948 Majeski.....	148
Suder.....	148
1949 Chapman.....	154
1950 Fain.....	151
1951 Joost.....	140
1952 Philley.....	151
1953 Philley.....	157
1954 DeMaestri.....	146
1955 Finigan.....	150
1956 Lopez.....	151
1957 DeMaestri.....	135
1958 Lopez.....	151
1959 Williams.....	130
1960 Tuttle.....	151
1961 Howser.....	158

1962 Siebern.....	162
1963 Charles.....	158
1964 Colavito.....	160
1965 Harrelson.....	150
Hershberger.....	150
1966 Hershberger.....	146
1967 Campaneris.....	147
1968 Bando.....	162
1969 Bando.....	162
1970 Bando.....	155
1971 Bando.....	153
1972 Bando.....	152
1973 Bando.....	162
1974 Rudi.....	158
Tenace.....	158
1975 Bando.....	160
Garner.....	160
1976 Garner.....	159
1977 Sanguillen.....	152
1978 Revering.....	152
1979 Newman.....	143
1980 Murphy.....	159
1981 Armas.....	109
1982 Murphy.....	151
1983 Phillips.....	148
1984 Phillips.....	154
1985 Griffin.....	162
1986 Griffin.....	162
1987 Canseco.....	159
1988 Canseco.....	158
1989 D. Henderson.....	152
1990 McGwire.....	156
1991 Gallego.....	159
1992 Bordick.....	154
1993 Bordick.....	159
1994 Bordick.....	114
1995 Berroa.....	141
1996 Bordick.....	155
1997 Spiezio.....	147
1998 Grieve.....	155
1999 Tejada.....	159
2000 Tejada.....	160
2001 Long.....	162
Tejada.....	162
2002 Long.....	162
Tejada.....	162
2003 Tejada.....	162
2004 Hatteberg.....	152
2005 Chavez.....	160
2006 Swisher.....	157
2007 Ellis.....	150
Swisher.....	150
2008 Cust.....	148
Suzuki.....	148
2009 Cust.....	149
2010 Barton.....	159
2011 Pennington.....	148
2012 Reddick.....	156
2013 Donaldson.....	158
2014 Donaldson.....	158
2015 Semien.....	155
2016 Semien.....	159

2017 K. Davis 153
 Lowrie 153
2018 Olson 162
2019 Semien 162
2020 Olson 60
 2021 Olson 156

At Bats

1901 Fultz 561
 1902 Cross 558
 1903 Cross 554
 1904 Cross 607
 1905 Davis 602
 1906 Davis 551
 1907 Davis 582
 1908 Nicholls 550
 1909 Collins 572
 1910 Collins 583
 1911 Baker 592
 1912 Baker 577
 1913 Baker 565
 1914 McInnis 576
 1915 Lajoie 490
 1916 Witt 563
 1917 McInnis 567
 1918 Burns 505
 1919 Burns 470
 1920 Walker 585
 1921 Johnson 613
 1922 Galloway 571
 1923 Hauser 537
 1924 Simmons 594
1925 Simmons 658
 1926 Simmons 581
 1927 Hale 501
 1928 Miller 510
 1929 Simmons 581
 1930 Miller 585
 1931 Miller 534
1932 Simmons 670
1933 Cramer 661
1934 Cramer 649
1935 Cramer 644
1936 Finney 653
 1937 Moses 649
 1938 Moses 589
 1939 Johnson 544
 1940 Siebert 595
 1941 Chapman 552
 Johnson 552
 1942 Siebert 612
 1943 Siebert 558
 1944 Hayes 581
 1945 Hall 616
 1946 Chapman 545
 1947 Chapman 551
 1948 Majeski 590
 1949 Chapman 589
 1950 Chapman 553
 1951 Joost 553
 1952 Philley 586
 1953 Philley 620
 1954 DeMaestri 539
 1955 Power 596
 1956 Lopez 561
 1957 Power 467
 1958 Lopez 564

1959 Williams 488
 1960 Lumpe 574
 1961 Howser 611
 1962 Lumpe 641
 1963 Charles 603
 1964 Causey 604
 1965 Campaneris 578
 1966 Campaneris 573
 1967 Campaneris 601
 1968 Campaneris 642
 1969 Bando 609
 1970 Campaneris 603
 1971 Campaneris 569
1972 Campaneris 625
 1973 Campaneris 601
 1974 Rudi 593
 1975 Jackson 593
 1976 Baylor 595
 1977 Sanguillen 571
 1978 Revering 521
 1979 Newman 516
 1980 Armas 628
 1981 Armas 440
 1982 Murphy 543
 1983 Henderson 513
 1984 Lansford 597
 1985 Griffin 614
 1986 Canseco 600
 1987 Canseco 630
 1988 Canseco 610
 1989 D. Henderson 579
 1990 McGwire 523
 1991 Canseco 572
 D. Henderson 572
 1992 Bordick 504
 1993 Sierra 630
 1994 Sierra 426
 1995 Berroa 546
 1996 Berroa 586
 1997 Spiezio 538
 1998 Grieve 583
 1999 Tejada 593
 2000 Tejada 607
 2001 Damon 644
 2002 Tejada 662
 2003 Tejada 636
 2004 Kotsay 606
 2005 Chavez 625
 2006 Payton 557
 2007 Ellis 583
 2008 Crosby 556
 2009 Suzuki 570
 2010 Barton 556
 2011 Crisp 531
 2012 Reddick 611
 2013 Lowrie 603
 2014 Donaldson 608
 2015 Lawrie 562
 2016 Semien 568
 2017 Healy 576
 2018 Semien 632
 2019 Semien 657
 2020 Semien 211
 2021 Olson 565

Runs

1901 Lajoie 145
1902 Fultz 109
 Hartsel 109
 1903 Pickering 93
 1904 Murphy 80
 Cross 80
1905 Davis 92
 1906 Hartsel 96
 1907 Hartsel 93
 1908 Davis 65
 1909 Collins 104
 1910 Baker 83
 1911 Murphy 104
1912 Collins 137
1913 Collins 125
1914 Collins 125
 1915 Strunk 76
 1916 Strunk 71
 1917 Strunk 83
 1918 Burns 61
 1919 Burns 63
 1920 Dykes 81
 1921 Johnson 93
 1922 Walker 111
 1923 Hauser 93
 1924 Hauser 97
 1925 Simmons 122
 1926 Simmons 90
 1927 Cobb 104
 1928 Bishop 104
 1929 Foxx 123
1930 Simmons 152
 1931 Bishop 115
1932 Foxx 151
 1933 Foxx 125
 1934 Foxx 120
 1935 Foxx 118
 1936 Finney 100
 1937 Moses 113
 1938 Johnson 114
 1939 Johnson 115
 1940 Johnson 93
 1941 Johnson 98
 1942 Johnson 78
 1943 White 69
 1944 Hayes 62
 1945 Siebert 62
 Hall 62
 1946 Chapman 77
 1947 Chapman 84
 1948 Joost 99
 1949 Joost 128
 1950 Chapman 93
 1951 Joost 107
 1952 Joost 94
 1953 Zernial 85
 1954 Jacobs 63
 1955 Power 91
 1956 Lopez 91
 1957 Zernial 56
 1958 Cerv 93
 1959 Tuttle 74
 1960 Tuttle 75
 1961 Howser 108
 1962 Siebern 114
 1963 Charles 82

1964 Colavito 89
 1965 Campaneris 67
 1966 Campaneris 82
 1967 Campaneris 85
 1968 Campaneris 86
1969 Jackson 123
 1970 Campaneris 97
 1971 Jackson 87
 1972 Rudi 94
1973 Jackson 99
 1974 Jackson 90
 1975 Jackson 91
 1976 North 91
 1977 Page 85
 1978 Page 62
 1979 Revering 63
 1980 Henderson 111
1981 Henderson 89
 1982 Henderson 119
 1983 Henderson 105
 1984 Henderson 113
 1985 Davis 92
 1986 Canseco 85
 1987 McGwire 97
 1988 Canseco 120
 1989 Lansford 81
1990 R. Henderson 119
 1991 Canseco 115
 1992 McGwire 87
 1993 R. Henderson 77
 Sierra 77
 1994 Javier 75
 1995 Berroa 87
 1996 McGwire 104
 1997 Giambi 66
 1998 Henderson 101
 1999 Giambi 115
 2000 Giambi 108
 2001 Giambi 109
 2002 Tejada 108
 2003 Tejada 98
 2004 Byrnes 91
 2005 Chavez 92
 2006 Swisher 106
 2007 Ellis 84
 Swisher 84
 2008 Cust 77
 2009 Cust 88
 2010 Barton 79
 2011 Crisp 69
 Willingham 69
 2012 Reddick 85
 2013 Crisp 93
 2014 Donaldson 93
 2015 Burns 70
 2016 Davis 85
 2017 K. Davis 91
 2018 Chapman 100
 2019 Semien 123
 2020 Canha 32
 2021 Olson 101

Hits

1901 Lajoie 229
 1902 Cross 189
 1903 Cross 162
 1904 Cross 177

1905 Davis..... 171	1971 Jackson 157	1911 Baker 42	1969 Jackson 36
1906 Davis..... 161	1972 Rudi 181	1912 Baker 40	1970 Campaneris 28
1907 Davis..... 155	1973 Bando 169	1913 Baker 34	1971 Campaneris 29
1908 Murphy 139	1974 Rudi 174	1914 Baker 23	1972 Rudi 32
1909 Collins 198	1975 Washington 182	Collins 23	1973 Bando 32
1910 Collins 188	1976 North 163	1915 Strunk 28	1974 Rudi 39
1911 Baker 198	1977 Sanguillen..... 157	1916 Strunk 30	1975 Jackson 39
1912 Baker 200	1978 Page 147	1917 Bodie 28	1976 Rudi 32
1913 Baker 190	1979 Revering 136	1918 Burns 22	1977 Page 28
1914 Baker 182	1980 Henderson 179	Gardner 22	1978 Page 25
1915 Strunk 144	1981 Henderson 135	1919 Walker 30	1979 Revering 25
1916 Strunk 172	1982 Henderson 143	1920 Dugan 40	1980 Henderson 22
1917 McInnis 172	1983 Henderson 150	1921 Dykes 32	1981 Armas 24
1918 Burns 178	1984 Lansford 179	Walker 32	1982 Henderson 24
1919 Burns 139	1985 Griffin 166	1922 Walker 31	1983 Almon 29
1920 Walker 157	1986 Griffin 169	1923 Perkins 34	1984 Lansford 31
1921 Witt 198	1987 Canseco 162	1924 Hauser 31	1985 Davis 34
1922 Galloway 185	1988 Canseco 187	Simmons 31	1986 Canseco 29
1923 Hauser 165	1989 Lansford 185	1925 Simmons 43	1987 Canseco 35
1924 Simmons 183	1990 R. Henderson 159	1926 Simmons 53	1988 Henderson 38
1925 Simmons 253	1991 D. Henderson 158	1927 Simmons 36	1989 Lansford 28
1926 Simmons 199	1992 Bordick 151	1928 Miller 34	1990 R. Henderson 33
1927 Cobb 175	1993 Gates 155	1929 Simmons 41	1991 D. Henderson 33
1928 Miller 168	1994 Javier 114	Haas 41	1992 Lansford 30
1929 Simmons 212	Sierra 114	1930 Cochrane 42	1993 Gates 29
1930 Simmons 211	1995 Berroa 152	1931 Miller 43	1994 Javier 23
1931 Simmons 200	1996 Berroa 170	1932 McNair 47	1995 Henderson 31
1932 Simmons 216	1997 Giambi 152	1933 Johnson 44	1996 Giambi 40
1933 Foxx 204	1998 Grieve 168	1934 Higgins 37	1997 Giambi 41
1934 Cramer 202	1999 Giambi 181	1935 Cramer 37	1998 Grieve 41
1935 Cramer 214	2000 Giambi 170	1936 Moses 35	1999 Giambi 36
1936 Moses 202	2001 Giambi 178	1937 Moses 48	2000 Grieve 40
1937 Moses 208	Long 178	1938 Moses 29	2001 Giambi 47
1938 Moses 181	2002 Tejada 204	1939 Johnson 30	2002 Long 32
1939 Johnson 184	2003 Tejada 177	1940 Moses 41	2003 Tejada 42
1940 Siebert 170	2004 Kotsay 190	1941 Moses 31	2004 Byrnes 39
1941 Chapman 178	2005 Chavez 168	1942 Johnson 35	2005 Chavez 40
1942 Siebert 159	2006 Payton 165	1943 Siebert 26	2006 Payton 32
1943 Siebert 140	2007 Stewart 167	1944 Siebert 27	2007 Swisher 36
1944 Estalella 151	2008 Suzuki 148	1945 Kell 30	2008 Crosby 39
1945 Hall 161	2009 Suzuki 156	1946 McQuinn 23	2009 Suzuki 37
1946 Chapman 142	2010 Barton 152	1947 Fain 28	2010 Barton 33
1947 McCosky 179	2011 Crisp 140	Suder 28	2011 Matsui 28
1948 Majeski 183	2012 Reddick 148	1948 Majeski 41	2012 Reddick 29
1949 Chapman 164	2013 Lowrie 175	1949 Valo 27	2013 Lowrie 45
1950 Fain 147	2014 Donaldson 155	1950 Fain 25	2014 Donaldson 31
1951 Joost 160	2015 Burns 153	1951 Fain 30	2015 Lawrie 29
1952 Fain 176	2016 Davis 137	Zernial 30	2016 Alonso 34
1953 Philley 188	2017 Lowrie 157	1952 Fain 43	2017 Lowrie 49
1954 Finigan 147	2018 Semien 161	1953 Philley 30	2018 Chapman 42
1955 Power 190	2019 Semien 187	1954 Finigan 25	2019 Semien 43
1956 Power 164	2020 Canha 47	1955 Power 34	2020 Canha 12
1957 Power 121	Semien 47	1956 Lopez 27	Grossman 12
1958 Cerv 157	2021 Olson 153	1957 Smith 26	2021 Olson 35
1959 Tuttle 139		1958 Lopez 28	
1960 Lumpe 156	Doubles	1959 Williams 33	Triples
1961 Howser 171	1901 Lajoie 48	1960 Williams 31	1901 Lajoie 13
1962 Lumpe 193	1902 Davis 43	Siebern 31	1902 Hartsel 12
1963 Lumpe 161	1903 Seybold 43	1961 Siebern 36	1903 Hartsel 14
Charles 161	1904 Murphy 29	1962 Lumpe 34	1904 Murphy 18
1964 Causey 170	Cross 29	1963 Causey 32	1905 Hoffman 10
1965 Campaneris 156	1905 Davis 47	1964 Causey 31	1906 Hartsel 9
1966 Campaneris 153	1906 Davis 40	Colavito 31	1907 Davis 8
1967 Campaneris 149	1907 Davis 37	1965 Campaneris 23	Oldring 8
1968 Campaneris 177	1908 Murphy 28	1966 Campaneris 29	1908 Davis 9
1969 Bando 171	1909 Collins 30	1967 Campaneris 29	1909 Baker 19
1970 Campaneris 168	1910 Murphy 28	1968 Cater 28	1910 Murphy 18

1911 Oldring.....14	1957 Simpson.....6	2000 Piatt.....5	1928 Hauser.....16
1912 Baker.....21	DeMaestri.....6	2001 Damon.....4	1929 Simmons.....34
1913 Collins.....13	1958 Tuttle.....9	Long.....4	1930 Foxx.....37
1914 Collins.....14	1959 Maris.....7	2002 four players tied...4	1931 Foxx.....30
1915 Strunk.....16	1960 Siebern.....6	2003 Byrnes.....9	1932 Foxx.....58
1916 Witt.....15	1961 Lumpe.....9	2004 Dye.....4	1933 Foxx.....48
1917 Bodie.....11	1962 Cimoli.....15	2005 Ellis.....5	1934 Foxx.....44
1918 Burns.....9	1963 Cimoli.....11	2006 Scutaro.....6	1935 Foxx.....36
1919 Thomas.....10	1964 Green.....5	2007 Buck.....5	1936 Johnson.....25
1920 Walker.....7	Mathews.....5	2008 Barton.....5	1937 Moses.....25
1921 Dykes.....13	1965 Campaneris.....12	2009 Davis.....5	Johnson.....25
1922 Miller.....12	1966 Campaneris.....10	2010 Pennington.....8	1938 Johnson.....30
1923 Hauser.....10	1967 Campaneris.....6	2011 Weeks.....8	1939 Johnson.....23
1924 Simmons.....9	Monday.....6	2012 Weeks.....8	1940 Johnson.....31
1925 Simmons.....12	1968 Campaneris.....9	2013 Céspedes.....4	1941 Chapman.....25
1926 Simmons.....10	1969 Green.....6	2014 Reddick.....7	1942 Johnson.....13
1927 Simmons.....11	1970 Monday.....7	2015 Burns.....9	1943 Estalella.....11
1928 Cochrane.....12	1971 Monday.....4	2016 Burns.....4	1944 Hayes.....13
1929 Miller.....16	Rudi.....4	Crisp.....4	1945 Estalella.....8
1930 Simmons.....16	1972 Rudi.....9	2017 Lowrie.....3	1946 Chapman.....20
1931 Simmons.....13	1973 Campaneris.....6	2018 Chapman.....6	1947 Chapman.....14
1932 Simmons.....9	1974 Campaneris.....8	2019 Semien.....7	1948 Joost.....16
Foxx.....9	1975 Washington.....7	2020 four players tied...2	1949 Chapman.....24
1933 Higgins.....11	1976 Garner.....12	2021 Canha.....4	1950 Chapman.....23
1934 Cramer.....9	1977 Page.....8		1951 Zernial.....33
1935 Foxx.....7	1978 Page.....7		1952 Zernial.....29
Warstler.....7	1979 Murphy.....4	Home Runs	1953 Zernial.....42
1936 Johnson.....14	1980 Armas.....8	1901 Lajoie.....14	1954 Wilson.....15
1937 Moses.....13	1981 Henderson.....7	1902 Seybold.....16	1955 Zernial.....30
1938 Finney.....12	1982 Henderson.....4	1903 Seybold.....8	1956 Simpson.....21
1939 Johnson.....9	Heath.....4	1904 Davis.....10	1957 Zernial.....27
1940 Moses.....9	1983 Henderson.....7	1905 Davis.....8	1958 Cerv.....38
1941 Chapman.....9	1984 Lansford.....5	1906 Davis.....12	1959 Cerv.....20
Brancato.....9	Heath.....5	1907 Davis.....8	1960 Siebern.....19
Suder.....9	1985 Griffin.....7	1908 Davis.....5	1961 Siebern.....18
1942 Valo.....10	1986 Griffin.....6	1909 Murphy.....5	1962 Siebern.....25
1943 Siebert.....7	1987 Polonia.....10	1910 Murphy.....4	1963 Siebern.....16
1944 Estalella.....9	1988 Phillips.....4	Oldring.....4	1964 Colavito.....34
1945 Peck.....9	Polonia.....4	1911 Baker.....11	1965 Harrelson.....23
1946 Valo.....6	1989 Phillips.....6	1912 Baker.....10	1966 Repoz.....11
McQuinn.....6	1990 R. Henderson.....3	1913 Baker.....12	1967 Monday.....14
1947 McCosky.....7	Randolph.....3	1914 Baker.....9	1968 Jackson.....29
1948 Fain.....6	1991 three players tied...4	1915 Oldring.....6	1969 Jackson.....47
Chapman.....6	1992 Wilson.....5	1916 Schang.....7	1970 Mincher.....27
Coleman.....6	1993 Sierra.....5	1917 Bodie.....7	1971 Mincher.....32
1949 Valo.....12	1994 Bordick.....4	1918 Walker.....11	1972 Epstein.....26
1950 Dillinger.....9	1995 Gates.....4	1919 Walker.....10	1973 Jackson.....32
1951 Valo.....8	1996 Bordick.....4	1920 Walker.....17	1974 Jackson.....29
1952 Michaels.....5	Young.....4	1921 Walker.....23	1975 Jackson.....36
1953 Philley.....9	1997 McDonald.....4	1922 Walker.....37	1976 Bando.....27
1954 Finigan.....6	Spiezio.....4	1923 Hauser.....16	1977 Gross.....22
Valo.....6	1998 three players tied...2	1924 Hauser.....27	1978 Page.....17
1955 Power.....10	1999 Phillips.....4	1925 Simmons.....24	1979 Newman.....22
1956 Simpson.....11	Tejada.....4	1926 Simmons.....19	1980 Armas.....35
		1927 Simmons.....15	

ATHLETICS WHO HAVE HIT FOR THE CYCLE

Harry Davis at Boston, July 10, 1901
 Nap Lajoie at Cleveland, July 30, 1901
 Danny Murphy vs. St. Louis, August 25, 1910
 Frank Baker at New York, July 3, 1911 (second game)
 Mickey Cochrane at Washington, July 22, 1932
 Mickey Cochrane at New York, August 2, 1933
 Pinky Higgins at Washington, August 6, 1933
 Jimmie Foxx at Cleveland, August 14, 1933
 Doc Cramer at New York, June 10, 1934

Sam Chapman at St. Louis, May 5, 1939
 Elmer Valo at Chicago, August 2, 1950
 Tony Phillips at Baltimore, May 16, 1986
 Mike Blowers at Chicago, May 18, 1998
 Eric Chavez vs. Baltimore, June 21, 2000
 Miguel Tejada at Seattle, September 29, 2001
 Eric Byrnes at San Francisco, June 29, 2003
 Mark Ellis vs. Boston, June 4, 2007

1981	Armas	22
1982	Armas	28
1983	Murphy	17
	Lopes	17
1984	Kingman	35
1985	Kingman	30
1986	Kingman	35
1987	McGwire	49
1988	Canseco	42
1989	McGwire	33
1990	McGwire	39
1991	Canseco	44
1992	McGwire	42
1993	Sierra	22
1994	Sierra	23
1995	McGwire	39
1996	McGwire	52
1997	McGwire	34
1998	Giambi	27
1999	Stairs	38
2000	Giambi	43
2001	Giambi	38
2002	Chavez	34
	Tejada	34
2003	Chavez	29
2004	Chavez	29
2005	Chavez	27
2006	Thomas	39
2007	Cust	26
2008	Cust	33
2009	Cust	25
2010	Kouzmanoff	16
2011	Willingham	29
2012	Reddick	32
2013	Moss	30
2014	Donaldson	29
2015	Reddick	20
2016	Davis	42
2017	Davis	43
2018	Davis	48
2019	Chapman	36
	Olson	36
2020	Olson	14
2021	Olson	39

Runs Batted In

1901	Lajoie	125
1902	Cross	108
1903	Cross	90
1904	Murphy	77
1905	Davis	83
1906	Davis	96
1907	Davis	87
1908	Murphy	66
1909	Baker	85
1910	Collins	81
1911	Baker	115
1912	Baker	130
1913	Baker	117
1914	McInnis	95
1915	Lajoie	61
1916	McInnis	60
1917	Bodie	74
1918	Burns	70
1919	Walker	64
1920	Walker	82
1921	Walker	101

1922	Walker	99
1923	Hauser	94
1924	Hauser	115
1925	Simmons	129
1926	Simmons	109
1927	Simmons	108
1928	Simmons	107
1929	Simmons	157
1930	Simmons	165
1931	Simmons	128
1932	Foxx	169
1933	Foxx	163
1934	Foxx	130
1935	Foxx	115
1936	Johnson	121
1937	Johnson	108
1938	Johnson	113
1939	Johnson	114
1940	Johnson	103
1941	Johnson	107
1942	Johnson	80
1943	Estalella	63
1944	Hayes	78
1945	Kell	56
1946	Chapman	67
1947	Chapman	83
1948	Majeski	120
1949	Chapman	108
1950	Chapman	95
1951	Zernial	125
1952	Zernial	100
1953	Zernial	108
1954	Zernial	62
1955	Zernial	84
1956	Simpson	105
1957	Zernial	69
1958	Cerv	104
1959	Cerv	87
1960	Siebern	69
1961	Siebern	98
1962	Siebern	117
1963	Siebern	83
1964	Colavito	102
1965	Harrelson	66
1966	Green	62
1967	Monday	58
1968	Jackson	74
1969	Jackson	118
1970	Bando	75
1971	Bando	94
1972	Bando	77
1973	Jackson	117
1974	Bando	103
1975	Jackson	104
1976	Rudi	94
1977	Page	75
1978	Page	70
1979	Revering	77
1980	Armas	109
1981	Armas	76
1982	Murphy	94
1983	Murphy	75
1984	Kingman	118
1985	Kingman	91
1986	Canseco	117
1987	McGwire	118
1988	Canseco	124

1989	Parker	97
1990	McGwire	108
1991	Canseco	122
1992	McGwire	104
1993	Sierra	101
1994	Sierra	92
1995	McGwire	90
1996	McGwire	113
1997	McGwire	81
	Giambi	81
1998	Giambi	110
1999	Giambi	123
2000	Giambi	137
2001	Giambi	120
2002	Tejada	131
2003	Tejada	106
2004	Durazo	88
2005	Chavez	101
2006	Thomas	114
2007	Cust	82
2008	Cust	77
2009	Suzuki	88
2010	Suzuki	71
	Kouzmanoff	71
2011	Willingham	98
2012	Reddick	85
2013	Donaldson	93
2014	Donaldson	98
2015	Reddick	77
2016	Davis	102
2017	Davis	110
2018	Davis	123
2019	Semien	92
2020	Olson	42
2021	Olson	111

Slugging Percentage

1901	Lajoie	635
1902	Seybold	503
1903	Seybold	462
1904	Davis	511
1905	Davis	422
1906	Davis	459
1907	Davis	399
1908	Collins	379
1909	Collins	449
1910	Murphy	436
1911	Baker	502
1912	Baker	541
1913	Baker	492
1914	Collins	452
1915	Strunk	427
1916	Strunk	421
1917	Bodie	418
1918	Burns	467
1919	Walker	450
1920	Dugan	442
1921	Walker	504
1922	Miller	553
1923	Hauser	473
1924	Hauser	516
1925	Simmons	596
1926	Simmons	566
1927	Simmons	645
1928	Simmons	558
1929	Simmons	642
1930	Simmons	708

1931	Simmons	641
1932	Foxx	749
1933	Foxx	703
1934	Foxx	653
1935	Foxx	636
1936	Johnson	525
1937	Johnson	556
1938	Johnson	552
1939	Johnson	553
1940	Johnson	514
1941	Chapman	543
1942	Johnson	451
1943	Siebert	328
1944	Siebert	423
1945	Estalella	435
1946	Chapman	429
1947	Fain	423
1948	Majeski	454
1949	Chapman	455
1950	Lehner	436
1951	Zernial	525
1952	Zernial	452
1953	Zernial	559
1954	Finigan	421
1955	Zernial	508
1956	Simpson	490
1957	Zernial	471
1958	Cerv	592
1959	Cerv	479
1960	Siebern	471
1961	Siebern	475
1962	Siebern	495
1963	Siebern	410
1964	Colavito	507
1965	Harrelson	429
1966	Campaneris	369
1967	Monday	419
1968	Jackson	452
1969	Jackson	608
1970	Mincher	460
1971	Jackson	508
1972	Epstein	490
1973	Jackson	531
1974	Jackson	514
1975	Jackson	511
1976	Tenace	458
1977	Page	521
1978	Page	459
1979	Revering	483
1980	Armas	500
1981	Armas	480
1982	Armas	433
1983	Lopes	423
1984	Kingman	505
1985	Davis	484
1986	Canseco	457
1987	McGwire	618
1988	Canseco	569
1989	McGwire	467
1990	R. Henderson	577
1991	Canseco	556
1992	McGwire	585
1993	R. Henderson	553
1994	Berroa	485
1995	McGwire	685
1996	McGwire	730
1997	Giambi	495

1998	Stairs	511
1999	Jaha	556
2000	Giambi	647
2001	Giambi	660
2002	Chavez	513
2003	Chavez	514
2004	Durazo	523
2005	Chavez	466
2006	Thomas	545
2007	Cust	504
2008	Cust	476
2009	Suzuki	421
2010	Barton	405
2011	Willingham	477
2012	Céspedes	505
2013	Moss	522
2014	Donaldson	456
2015	Reddick	449
2016	Davis	524
2017	Davis	528
2018	Davis	549
2019	Olson	545
2020	Grossman	482
2021	Olson	540
Walks			
1901	Seybold	40
1902	Hartsel	87
1903	Pickering	53
1904	Hartsel	75
1905	Hartsel	121
1906	Hartsel	88
1907	Hartsel	106
1908	Hartsel	93
1909	Collins	62
1910	Hartsel	58
1911	Collins	62
1912	Collins	101
1913	Collins	85
1914	Collins	97
1915	Schang	66
1916	Strunk	66
1917	Strunk	68
1918	Jamieson	54
1919	Witt	46
1920	Dykes	52
1921	Witt	77
1922	Walker	61
1923	Hauser	94
1924	Hauser	56
1925	Bishop	87
1926	Bishop	116
1927	Bishop	105
1928	Bishop	97
1929	Bishop	128
1930	Bishop	128
1931	Bishop	112
1932	Foxx	116
1933	Bishop	106
	Cochrane	106
1934	Foxx	111
1935	Foxx	114
1936	Johnson	88
1937	Johnson	98
1938	Werber	93
1939	Johnson	99
1940	Johnson	83
1941	Johnson	95
	McCoy	95
1942	Johnson	82
1943	White	61
1944	Siebert	62
1945	Estalella	74
1946	McQuinn	64
1947	Joost	114
1948	Joost	119
1949	Joost	149
1950	Fain	133
1951	Joost	106
1952	Joost	122
1953	Robinson	63
1954	Finigan	64
1955	Finigan	61
1956	Lopez	63
1957	Lopez	41
1958	Tuttle	74
1959	Maris	58
1960	Siebern	72
1961	Howser	92
1962	Siebern	110
1963	Siebern	79
1964	Causey	88
1965	Harrelson	66
1966	Hersberger	47
1967	Gosger	53
1968	Monday	72
1969	Jackson	114
1970	Bando	118
1971	Bando	86
1972	Epstein	68
1973	Tenace	101
1974	Tenace	110
1975	Tenace	106
1976	Tenace	81
1977	Gross	86
1978	Page	53
1979	Murphy	83
1980	Henderson	117
1981	Murphy	73
1982	Henderson	116
1983	Henderson	103
1984	Henderson	88
1985	Murphy	84
1986	Phillips	76
1987	McGwire	71
1988	Canseco	78
1989	McGwire	83
1990	McGwire	110
1991	R. Henderson	98
1992	R. Henderson	95
1993	R. Henderson	85
1994	Henderson	72
1995	McGwire	88
1996	McGwire	116
1997	McGwire	58
1998	Henderson	118
1999	Giambi	105
2000	Giambi	137
2001	Giambi	129
2002	Justice	70
2003	Durazo	100
2004	Chavez	95
2005	Chavez	58
2006	Swisher	97
2007	Cust	105
2008	Cust	111
2009	Cust	93
2010	Barton	110
2011	Matsui	56
	Willingham	56
2012	Reddick	55
2013	Donaldson	76
2014	Donaldson	76
2015	Vogt	56
2016	Semien	51
2017	K. Davis	73
	Lowrie	73
2018	Lowrie	78
2019	Semien	87
2020	Canha	37
2021	Olson	88
Strikeouts			
1913	Murphy	44
	Schang	44
1914	Murphy	46
1915	Walsh	64
1916	Witt	71
1917	Grover	53
1918	Dugan	55
	Kopp	55
1919	Thomas	52
1920	Dykes	73
1921	Dykes	75
1922	Dykes	98
1923	Hauser	52
1924	Simmons	60
1925	Dykes	49
1926	Simmons	49
1927	Hale	32
1928	Hauser	45
1929	Foxx	70
1930	Foxx	66
1931	Foxx	84
1932	Foxx	96
1933	Foxx	93
1934	Foxx	75
1935	Foxx	99
1936	Johnson	71
1937	Peters	59
1938	Chapman	94
1939	Nagel	86
1940	Chapman	96
1941	Johnson	75
1942	Johnson	61
1943	White	51
1944	Estalella	60
1945	Estalella	46
1946	Chapman	66
1947	Joost	110
1948	Joost	87
1949	Joost	80
1950	Chapman	79
1951	Zernial	99
1952	Joost	94
1953	Zernial	79
1954	Finigan	66
1955	Zernial	90
1956	Simpson	82
1957	Zernial	84
1958	DeMaestri	84
1959	Cerv	87
1960	Williams	68
	Siebern	68
1961	Siebern	91
1962	Cimoli	89
1963	Siebern	82
1964	Mathews	143
1965	Harrelson	112
1966	Green	101
1967	Monday	107
1968	Jackson	171
1969	Jackson	142
1970	Jackson	135
1971	Jackson	161
1972	Jackson	125
1973	Jackson	116
1974	Jackson	105
	Tenace	105
1975	Jackson	133
1976	North	95
1977	Gross	84
1978	Page	95
1979	Page	93
1980	Armas	123
1981	Armas	115
1982	Armas	128
1983	Murphy	105
1984	Kingman	119
1985	Murphy	123
1986	Canseco	175
1987	Canseco	157
1988	Canseco	128
1989	D. Henderson	131
1990	Canseco	158
1991	Canseco	152
1992	McGwire	105
1993	D. Henderson	113
1994	Javier	76
1995	Berroa	98
1996	Berroa	122
1997	Canseco	122
1998	Grieve	123
1999	Jaha	129
2000	Grieve	130
2001	Long	103
2002	Chavez	119
2003	Durazo	105
2004	Crosby	141
2005	Chavez	129
2006	Swisher	152
2007	Cust	164
2008	Cust	197
2009	Cust	185
2010	Cust	127
2011	Willingham	150
2012	Reddick	151
2013	Moss	140
2014	Moss	153
2015	Lawrie	144
2016	Davis	166
2017	Davis	195
2018	Davis	175
2019	Chapman	147
2020	Olson	77
2021	Chapman	202

Stolen Bases

1901 Fultz	36
1902 Hartsel	47
1903 Pickering	40
1904 Murphy	22
1905 Hoffman	46
1906 Hartsel	31
1907 Oldring	29
1908 Davis	20
1909 Collins	67
1910 Collins	81
1911 Collins	38
Baker	38
1912 Collins	63
1913 Collins	54
1914 Collins	58
1915 Walsh	22
1916 Walsh	27
1917 McInnis	18
1918 Kopp	22
1919 Kopp	16
1920 Walker	9
1921 Witt	16
1922 Miller	10
Galloway	10
1923 Mathews	16
1924 Simmons	16
1925 Galloway	16
1926 Simmons	10
1927 Cobb	22
1928 Miller	10
1929 Miller	24
1930 Miller	13
1931 Miller	5

1932 McNair	8
Dykes	8
1933 Johnson	8
Cochrane	8
1934 Johnson	12
1935 Warstler	8
1936 Newsome	13
1937 Werber	35
1938 Werber	19
1939 Johnson	15
1940 Hayes	9
1941 Chapman	6
Johnson	6
1942 Valo	13
1943 Welaj	12
White	12
1944 Garrison	10
1945 Peck	5
1946 Valo	9
1947 Valo	11
1948 Fain	10
Valo	10
1949 Valo	14
1950 Valo	12
1951 Valo	11
1952 Valo	12
1953 Philley	13
1954 Jacobs	17
1955 Valo	5
1956 Pilarcik	9
1957 Martin	7
1958 Tuttle	7
1959 Tuttle	10
1960 Snyder	7

1961 Howser	37
1962 Charles	20
1963 Tartabull	16
1964 Charles	12
1965 Campaneris	51
1966 Campaneris	52
1967 Campaneris	55
1968 Campaneris	62
1969 Campaneris	62
1970 Campaneris	42
1971 Campaneris	34
1972 Campaneris	52
1973 North	53
1974 North	54
1975 Washington	40
1976 North	75
1977 Page	42
1978 Dilone	50
1979 Henderson	33
1980 Henderson	100
1981 Henderson	56
1982 Henderson	130
1983 Henderson	108
1984 Henderson	66
1985 Collins	29
1986 Griffin	33
1987 Polonia	29
1988 Canseco	40
1989 R. Henderson	52
1990 R. Henderson	65
1991 R. Henderson	58
1992 R. Henderson	48
1993 R. Henderson	31
1994 Javier	24

1995 Javier	36
1996 Battle	10
1997 McDonald	13
1998 Henderson	66
1999 Phillips	11
Velarde	11
2000 Velarde	9
2001 Damon	27
2002 Chavez	8
2003 Byrnes	10
Tejada	10
2004 Byrnes	17
2005 Kendall	8
2006 Kendall	11
2007 Stewart	11
2008 Davis	25
2009 Davis	41
2010 Davis	50
2011 Crisp	49
2012 Crisp	39
2013 Crisp	21
2014 Gentry	20
2015 Burns	26
2016 Burns	14
2017 R. Davis	26
2018 Semien	14
2019 Laureano	13
2020 Grossman	8
2021 Marte	25

Bold denotes tied or led league

ATHLETICS YEAR-BY-YEAR PITCHING LEADERS

Wins

1901 Fraser	20
1902 Waddell	24
1903 Plank	23
1904 Plank	26
1905 Waddell	26
1906 Plank	19
1907 Plank	24
1908 Vickers	18
1909 Plank	19
1910 Coombs	31
1911 Coombs	28
1912 Plank	26
1913 Bender	21
1914 Bender	17
Bush	17
1915 Wyckoff	10
1916 Bush	15
1917 Bush	11
1918 Perry	21
1919 Johnson	9
Kinney	9
1920 Perry	11
1921 Rommel	16
1922 Rommel	27
1923 Rommel	18
1924 Rommel	18
1925 Rommel	21

1926 Grove	13
1927 Grove	20
1928 Grove	24
1929 Earnshaw	24
1930 Grove	28
1931 Grove	31
1932 Grove	25
1933 Grove	24
1934 Marcum	14
1935 Marcum	17
1936 Kelley	15
1937 Kelley	13
1938 Caster	16
1939 Nelson	10
1940 Babich	14
1941 Knott	13
1942 Marchildon	17
1943 Flores	12
1944 Christopher	14
1945 Christopher	13
1946 Marchildon	13
1947 Marchildon	19
1948 Fowler	15
1949 Kellner	20
1950 Hooper	15
1951 Shantz	18
1952 Shantz	24

1953 Kellner	11
Byrd	11
1954 Portocarrero	9
1955 Ditmar	12
1956 Ditmar	12
1957 Trucks	9
Morgan	9
1958 Garver	12
1959 Daley	16
1960 Daley	16
1961 Bass	11
1962 Rakow	14
1963 Wickersham	12
Pena	12
1964 Pena	12
1965 Sheldon	10
Talbot	10
1966 Krausse	14
1967 Hunter	13
1968 Odom	16
1969 Odom	15
Dobson	15
1970 Hunter	18
1971 Blue	24
1972 Hunter	21
1973 Holtzman	21
Hunter	21
1974 Hunter	25

1975 Blue	22
1976 Blue	18
1977 Blue	14
1978 Johnson	11
1979 Langford	12
1980 Norris	22
1981 McCatty	14
1982 Langford	11
Keough	11
1983 Codioli	12
1984 Burris	13
1985 Codioli	14
1986 Young	13
1987 Stewart	20
1988 Stewart	21
1989 Stewart	27
1990 Welch	21
1991 Moore	17
1992 Moore	17
1993 Witt	14
1994 Darling	10
1995 Stottlemire	14
1996 Wasdin	8
1997 Small	9
1998 Rogers	16
1999 Heredia	13
2000 Hudson	20
2001 Mulder	21

2002	Zito.....	23
2003	Hudson.....	16
2004	Mulder.....	17
2005	Haren.....	14
	Zito.....	14
2006	Blanton.....	16
	Zito.....	16
2007	Haren.....	15
2008	Duchscherer.....	10
2009	Anderson.....	11
2010	Cahill.....	18
2011	Gonzalez.....	16
2012	Milone.....	13
	Parker.....	13
2013	Colón.....	18
2014	Kazmir.....	15
2015	Gray.....	14
2016	Graveman.....	10
2017	Manaea.....	12
2018	Manaea.....	12
2019	Fiers.....	15
2020	Fiers.....	6
2021	Montas.....	13

Losses

1901	Fraser.....	15
1902	Plank.....	15
1903	Plank.....	16
	Waddell.....	16
1904	Plank.....	17
	Waddell.....	17
	Henley.....	17
1905	Plank.....	12
	Henley.....	12
1906	Waddell.....	16
1907	Plank.....	16
1908	Vickers.....	19
1909	Morgan.....	11
	Coombs.....	11
1910	Morgan.....	12
1911	Coombs.....	12
1912	Brown.....	11
1913	Brown.....	11
1914	Bush.....	12
1915	Wyckoff.....	22
1916	Bush.....	24
1917	Bush.....	17
1918	Perry.....	19
1919	Naylor.....	18
1920	Perry.....	25
1921	Rommel.....	23
1922	Harriss.....	20
1923	Rommel.....	19
1924	Rommel.....	15
1925	Walberg.....	14
1926	Grove.....	13
1927	Grove.....	13
1928	Walberg.....	12
1929	Walberg.....	11
1930	Earnshaw.....	13
1931	Walberg.....	12
1932	Earnshaw.....	13
	Mahaffey.....	13
1933	Walberg.....	13
1934	Cain.....	17
1935	Dietrich.....	13
1936	Rhodes.....	20

1937	Kelley.....	21
1938	Caster.....	20
1939	Ross.....	14
1940	Caster.....	19
1941	Marchildon.....	15
1942	Wolff.....	15
	Harris.....	15
1943	Harris.....	21
1944	Newsom.....	15
1945	Newsom.....	20
1946	Marchildon.....	16
	Knerr.....	16
	Fowler.....	16
1947	Flores.....	13
1948	Marchildon.....	15
1949	Coleman.....	14
1950	Kellner.....	20
1951	Kellner.....	14
1952	Byrd.....	15
	Hooper.....	15
1953	Byrd.....	20
1954	Portocarrero.....	18
1955	Ditmar.....	12
1956	Ditmar.....	22
1957	Garver.....	13
1958	Terry.....	13
1959	Daley.....	13
	Garver.....	13
1960	Daley.....	16
1961	Archer.....	15
1962	Rakow.....	17
1963	Pena.....	20
1964	Segui.....	17
1965	O'Donoghue.....	18
1966	Hunter.....	11
1967	Hunter.....	17
	Nash.....	17
	Krausse.....	17
1968	Dobson.....	14
1969	Hunter.....	15
1970	Dobson.....	15
1971	Odom.....	12
1972	Holtzman.....	11
1973	Holtzman.....	13
1974	Holtzman.....	17
1975	Holtzman.....	14
1976	Blue.....	13
1977	Langford.....	19
	Blue.....	19
1978	Keough.....	15
1979	Keough.....	17
1980	Kingman.....	20
1981	Langford.....	10
1982	Keough.....	18
1983	Codirolri.....	12
1984	McCatty.....	14
1985	Codirolri.....	14
1986	Rijo.....	11
1987	Stewart.....	13
1988	Stewart.....	12
1989	Moore.....	11
1990	Moore.....	15
1991	Welch.....	13
1992	Moore.....	12
1993	Witt.....	13
1994	Darling.....	11
1995	Van Poppel.....	8

1996	Johns.....	12
1997	Karsay.....	12
1998	Candiotti.....	16
1999	Haynes.....	12
2000	Appier.....	11
	Heredia.....	11
2001	Hudson.....	9
2002	Lidle.....	10
2003	Zito.....	12
2004	Redman.....	12
2005	Zito.....	13
2006	Haren.....	13
2007	Gaudin.....	13
2008	Smith.....	16
2009	Cahill.....	13
2010	Braden.....	14
2011	Cahill.....	14
2012	Ross.....	11
2013	Griffin.....	10
2014	Gray.....	10
2015	Chavez.....	15
2016	Graveman.....	11
	Gray.....	11
2017	Gossett.....	11
2018	Manaea.....	9
2019	Anderson.....	9
2020	Montas.....	5
2021	Irvin.....	15

ERA

1901	Plank.....	3.31
1902	Waddell.....	2.05
1903	Plank.....	2.38
1904	Waddell.....	1.62
1905	Waddell.....	1.48
1906	Waddell.....	2.21
1907	Bender.....	2.05
1908	Coombs.....	2.00
1909	Krause.....	1.39
1910	Coombs.....	1.30
1911	Plank.....	2.10
1912	Plank.....	2.21
1913	Bender.....	2.21
1914	Bender.....	2.26
1915	Wyckoff.....	3.52
1916	Bush.....	2.57
1917	Bush.....	2.47
1918	Perry.....	1.98
1919	Naylor.....	3.34
1920	Rommel.....	2.84
1921	Rommel.....	3.95
1922	Rommel.....	3.28
1923	Rommel.....	3.27
1924	Baumgartner.....	2.88
1925	Gray.....	3.39
1926	Grove.....	2.51
1927	Quinn.....	3.18
1928	Grove.....	2.57
1929	Grove.....	2.82
1930	Grove.....	2.54
1931	Grove.....	2.05
1932	Grove.....	2.84
1933	Grove.....	3.21
1934	Cain.....	4.40
1935	Marcum.....	4.07
1936	Kelley.....	3.87
1937	Smith.....	3.93

1938	Caster.....	4.36
1939	Nelson.....	4.77
1940	Babich.....	3.73
1941	Marchildon.....	3.57
1942	Wolff.....	3.32
1943	Flores.....	3.12
1944	Newsom.....	2.82
1945	Christopher.....	3.17
1946	Flores.....	2.32
1947	Fowler.....	2.81
1948	Fowler.....	3.78
1949	Fowler.....	3.74
1950	Brissie.....	4.02
1951	Shantz.....	3.95
1952	Shantz.....	2.48
1953	Fricano.....	3.88
1954	Portocarrero.....	4.06
1955	Kellner.....	4.20
1956	Gorman.....	3.84
1957	Trucks.....	3.03
1958	Herbert.....	3.50
1959	Daley.....	3.17
1960	Herbert.....	3.27
1961	Archer.....	3.20
1962	Rakow.....	4.25
1963	Drabowsky.....	3.05
1964	Pena.....	4.44
1965	O'Donoghue.....	4.14
1966	Krausse.....	2.98
1967	Hunter.....	2.80
1968	Nash.....	2.28
1969	Odom.....	2.92
1970	Segui.....	2.56
1971	Blue.....	1.82
1972	Hunter.....	2.04
1973	Holtzman.....	2.97
1974	Hunter.....	2.49
1975	Blue.....	3.01
1976	Blue.....	2.35
1977	Blue.....	3.83
1978	Keough.....	3.24
1979	McCatty.....	4.22
1980	Norris.....	2.53
1981	McCatty.....	2.32
1982	McCatty.....	3.99
1983	Krueger.....	3.61
1984	Burris.....	3.15
1985	Sutton.....	3.89
1986	Haas.....	2.74
1987	Stewart.....	3.68
1988	Stewart.....	3.23
1989	Moore.....	2.61
1990	Stewart.....	2.56
1991	Moore.....	2.96
1992	Welch.....	3.27
1993	Witt.....	4.29
1994	Ontiveros.....	2.65
1995	Ontiveros.....	4.37
1996	Prieto.....	4.15
1997	Small.....	4.28
1998	Rogers.....	3.17
1999	Hudson.....	3.23
2000	Heredia.....	4.12
2001	Hudson.....	3.37
2002	Zito.....	2.75
2003	Hudson.....	2.70
2004	Hudson.....	3.53

2005	Blanton	3.53
2006	Zito	3.83
2007	Haren	3.07
2008	Smith	4.16
2009	Anderson	4.06
2010	Cahill	2.97
2011	Gonzalez	3.12
2012	Parker	3.47
2013	Colón	2.65
2014	Gray	3.08
2015	Gray	2.73
2016	Graveman	4.11
2017	Manaea	4.37
2018	Manaea	3.59
2019	Anderson	3.89
2020	Bassitt	2.29
2021	Montas	3.37

Games

1901	Fraser	40
1902	Plank	36
1903	Plank	43
1904	Waddell	46
1905	Waddell	46
1906	Waddell	43
1907	Waddell	44
1908	Vickers	53
1909	Plank	34
	Bender	34
1910	Coombs	45
1911	Coombs	47
1912	Coombs	40
1913	Bender	48
1914	Bush	38
	Shawkey	38
1915	Wyckoff	43
1916	Myers	44
1917	Myers	38
1918	Perry	44
1919	Kinney	43
1920	Perry	42
	Naylor	42
1921	Rommel	46
1922	Rommel	51
1923	Rommel	56
1924	Rommel	43
1925	Walberg	53
1926	Pate	47
1927	Grove	51
1928	Rommel	43
1929	Earnshaw	44
1930	Grove	50
1931	Walberg	44
1932	Grove	44
1933	Grove	45
1934	Cascarella	42
1935	Dietrich	43
1936	Kelley	35
	Rhodes	35
1937	Kelley	41
1938	Smith	43
1939	Dean	54
1940	Heusser	41
1941	Ferrick	36
1942	Marchildon	38
1943	Wolff	41
1944	Berry	53

1945	Berry	52
1946	Savage	40
1947	Christopher	44
	Savage	44
1948	Harris	45
1949	Kellner	38
	Scheib	38
1950	Brissie	46
1951	Scheib	46
1952	Hooper	43
1953	Martin	58
1954	Burtschy	38
1955	Gorman	57
1956	Crimian	54
1957	Trucks	48
1958	Gorman	50
1959	Grim	40
1960	Kutyna	51
1961	Kunkel	58
1962	Wyatt	59
1963	Wyatt	63
1964	Wyatt	81
1965	Dickson	68
1966	Aker	66
1967	Aker	57
1968	Aker	54
1969	Lindblad	60
	Fingers	60
1970	Grant	72
1971	Fingers	48
1972	Fingers	65
1973	Fingers	62
1974	Fingers	76
1975	Fingers	75
1976	Fingers	70
1977	Lacey	64
1978	Lacey	74
1979	Heaverlo	62
1980	Lacey	47
1981	Jones	33
1982	Underwood	56
1983	Underwood	51
1984	Caudill	68
1985	Howell	63
1986	Ontiveros	46
1987	Eckersley	54
	Nelson	54
1988	Eckersley	60
1989	Honeycutt	64
1990	Eckersley	63
1991	Eckersley	67
1992	Eckersley	69
1993	Eckersley	64
1994	Eckersley	45
1995	Eckersley	52
1996	Groom	72
	Mohler	72
1997	Groom	78
1998	Groom	75
1999	Groom	76
2000	Tam	72
2001	Tam	70
2002	Koch	84
2003	Bradford	72
	Foulke	72
2004	Bradford	68

2005	Rincon	67
	Street	67
2006	Calero	70
2007	Embree	68
2008	Embree	70
2009	Wuertz	74
2010	Breslow	75
2011	Breslow	67
	Fuentes	67
2012	Balfour	75
2013	Cook	71
2014	Gregerson	72
	Otero	72
2015	Abad	62
2016	Dull	70
2017	Coulombe	72
2018	Petit	74
2019	Petit	80
2020	Petit	26
2021	Petit	78

Games Started

1901	Fraser	37
1902	Plank	32
1903	Plank	40
1904	Waddell	46
1905	Plank	41
1906	Waddell	34
1907	Plank	40
1908	Vickers	33
1909	Plank	33
1910	Coombs	38
1911	Coombs	40
1912	Coombs	32
1913	Brown	35
1914	Shawkey	31
1915	Wyckoff	34
1916	Myers	35
1917	Bush	31
1918	Perry	36
1919	Johnson	25
1920	Naylor	36
1921	Rommel	32
1922	Rommel	33
1923	Hasty	36
1924	Rommel	34
1925	Harris	33
1926	Grove	33
1927	Walberg	34
1928	Grove	31
1929	Grove	37
1930	Earnshaw	39
1931	Walberg	35
1932	Walberg	34
1933	Cain	32
1934	Cain	32
1935	Marcum	27
1936	Rhodes	28
1937	Caster	33
1938	Caster	40
1939	Ross	28
1940	Babich	30
1941	Marchildon	27
1942	Marchildon	31
1943	Flores	27
	Harris	27
1944	Newsom	33

1945	Newsom	34
1946	Marchildon	29
1947	Marchildon	35
1948	Marchildon	30
1949	Coleman	30
1950	Brissie	31
1951	Kellner	29
1952	Shantz	33
	Kellner	33
1953	Byrd	37
1954	Portocarrero	33
1955	Kellner	24
1956	Ditmar	34
1957	Garver	23
1958	Terry	33
1959	Garver	30
1960	Daley	35
1961	Archer	27
1962	Rakow	35
1963	Wickersham	33
1964	Segui	35
1965	Talbot	33
1966	Hunter	25
1967	Hunter	35
1968	Dobson	34
	Hunter	34
1969	Dobson	35
	Hunter	35
1970	Hunter	40
	Dobson	40
1971	Blue	39
1972	Hunter	37
1973	Holtzman	40
1974	Hunter	41
1975	Holtzman	38
	Blue	38
1976	Torrez	39
1977	Blue	38
1978	Keough	32
1979	Langford	29
1980	Langford	33
	Norris	33
1981	Langford	24
1982	Keough	34
1983	Codirolì	31
1984	McCatty	30
1985	Codirolì	37
1986	Young	27
1987	Stewart	37
1988	Stewart	37
1989	Stewart	36
1990	Stewart	36
1991	Stewart	35
	Welch	35
1992	Moore	36
1993	Witt	33
1994	Darling	25
1995	Stottlemire	31
1996	Wengert	25
1997	Karsay	24
1998	Rogers	34
1999	Heredia	33
2000	Heredia	32
	Hudson	32
2001	Hudson	35
	Zito	35
2002	Zito	35

2003	Zito.....35	1922	Rommel.....22	1971	Blue.....24	2014	Gray.....2
2004	Zito.....34	1923	Rommel.....19	1972	Holtzman.....16		Kazmir.....2
2005	Zito.....35	1924	Rommel.....21		Hunter.....16		Samardzija.....2
2006	Haren.....34	1925	Harris.....15	1973	Holtzman.....16	2015	Gray.....3
	Zito.....34	1926	Grove.....20	1974	Hunter.....23	2016	Graveman.....2
2007	Blanton.....34	1927	Walberg.....15	1975	Holtzman.....13	2017	Mengden.....1
	Gaudin.....34	1928	Grove.....24		Blue.....13	2018	Manaea.....1
	Haren.....34	1929	Grove.....21	1976	Blue.....20		Mengden.....1
2008	Smith.....32	1930	Grove.....22	1977	Blue.....16	2019	Fiers.....1
2009	Cahill.....32	1931	Grove.....27	1978	Johnson.....7	2020	Minor.....1
2010	Gonzalez.....33	1932	Grove.....27	1979	Langford.....14	2021	Manaea.....2
2011	Cahill.....34	1933	Grove.....21	1980	Langford.....28		
2012	Milone.....31	1934	Marcum.....17	1981	Langford.....18		
2013	Griffin.....32	1935	Marcum.....19	1982	Langford.....15	Saves	
	Parker.....32	1936	Kelley.....20	1983	Codioli.....7	1969	Fingers.....12
2014	Gray.....33	1937	Caster.....19	1984	Burris.....5	1970	Grant.....24
2015	Gray.....31	1938	Caster.....20	1985	Codioli.....4	1971	Fingers.....17
2016	Graveman.....31	1939	Nelson.....12	1986	Andujar.....7	1972	Fingers.....21
2017	Manaea.....29	1940	Babich.....16	1987	Stewart.....8	1973	Fingers.....22
2018	Manaea.....27	1941	Marchildon.....14	1988	Stewart.....14	1974	Fingers.....18
2019	Fiers.....33	1942	Marchildon.....18	1989	Stewart.....8	1975	Fingers.....24
2020	four players tied...11	1943	Harris.....15	1990	Stewart.....11	1976	Fingers.....20
2021	Irvin.....32	1944	Newsom.....18	1991	Welch.....7	1977	Bair.....7
	Manaea.....32	1945	Christopher.....17	1992	Darling.....4		Lacey.....7
	Montas.....32	1946	Marchildon.....16	1993	Witt.....5	1978	Sosa.....14
		1947	Marchildon.....21	1994	Witt.....5	1979	Heaverlo.....9
		1948	Fowler.....16	1995	Otiveros.....2	1980	Lacey.....6
Complete Games		1949	Kellner.....19		Stottlemyre.....2	1981	Beard.....3
1901	Fraser.....35	1950	Kellner.....15	1996	Prieto.....2		Jones.....3
1902	Plank.....31		Brissie.....15	1997	Oquist.....1	1982	Beard.....11
1903	Waddell.....34	1951	Shantz.....13		Wengert.....1	1983	Beard.....10
1904	Waddell.....39	1952	Shantz.....27	1998	Rogers.....7	1984	Caudill.....36
1905	Plank.....35	1953	Kellner.....14	1999	Rogers.....3	1985	Howell.....29
1906	Bender.....24	1954	Portocarrero.....16	2000	Heredia.....2	1986	Howell.....16
1907	Plank.....33	1955	Ditmar.....7		Hudson.....2	1987	Eckersley.....16
1908	Vickers.....21	1956	Ditmar.....14				Howell.....16
	Plank.....21	1957	Garver.....6	2001	Mulder.....6	1988	Eckersley.....45
1909	Plank.....24	1958	Garver.....10	2002	Hudson.....4	1989	Eckersley.....33
	Bender.....24	1959	Daley.....12	2003	Mulder.....9	1990	Eckersley.....48
1910	Coombs.....35	1960	Herbert.....14	2004	Mulder.....5	1991	Eckersley.....43
1911	Coombs.....26	1961	Archer.....9	2005	Haren.....3	1992	Eckersley.....51
1912	Plank.....24	1962	Rakow.....11	2006	Haren.....2	1993	Eckersley.....36
1913	Plank.....18	1963	Drabowsky.....9		Loaiza.....2	1994	Eckersley.....19
1914	Shawkey.....18	1964	Pena.....9	2007	Blanton.....3	1995	Eckersley.....29
1915	Wyckoff.....20	1965	Segui.....5	2008	Smith.....2	1996	Taylor.....17
1916	Myers.....31	1966	Nash.....5	2009	Anderson.....1	1997	Taylor.....23
1917	Bush.....17	1967	Hunter.....13		Tomko.....1	1998	Taylor.....33
1918	Perry.....30	1968	Nash.....12	2010	Braden.....5	1999	Taylor.....26
1919	Naylor.....17	1969	Dobson.....11	2011	McCarthy.....5	2000	Isringhausen.....33
1920	Perry.....20	1970	Dobson.....13	2012	Milone.....1	2001	Isringhausen.....34
	Naylor.....20			2013	Colón.....3	2002	Koch.....44
1921	Rommel.....20					2003	Foulke.....43

MILESTONE STRIKEOUTS

Franchise

1	Chick Fraser, April 26, 1901 vs. Washington
10000	Weldon Wyckoff, June 5, 1915 vs. St. Louis
20000	Johnny Marcum, July 27, 1935 vs. Boston (G#2) (Babe Dahlgren)
30000	Bill Harrington, August 20, 1955 at Cleveland (Art Houtteman)
40000	Blue Moon Odom, June 29, 1968 at New York (G#1) (Bill Robinson)
50000	Rick Langford, August 5, 1980 vs. Minnesota (Roy Smalley)
60000	Kelly Downs, Sept. 13, 1992 vs. Seattle (Greg Briley)
70000	Tim Hudson, July 22, 2003 at Kansas City (Travis Dawkins)
80000	Jarrod Parker, September 15, 2012 vs. Baltimore (Chris Davis)
90000	Jake Diekman, July 23, 2021 vs. Seattle (J.P. Crawford)

Oakland

1	Catfish Hunter, April 10, 1968 at Baltimore (Brooks Robinson)
10000	Rick Lysander, April 27, 1980 at Minnesota (Danny Goodwin)
20000	Ron Darling, June 5, 1992 at Chicago (Ron Karkovice)
30000	Mark Mulder, April 30, 2003 at Chicago (Paul Konerko)
40000	Ryan Cook, July 13, 2012 at Minnesota (Ryan Doumit)
50000	Sean Manaea, May 23, 2021 at Los Angeles-AL (Justin Upton)

2004	Dotel	22
2005	Street	23
2006	Street	37
2007	Embree	17
2008	Street	18
2009	Bailey	26
2010	Bailey	25
2011	Bailey	24
2012	Balfour	24
2013	Balfour	38
2014	Doolittle	22
2015	Clippard	17
2016	Madson	30
2017	Casilla	16
2018	Treinen	38
2019	Hendriks	25
2020	Hendriks	14
2021	Trivino	22

Innings Pitched

1901	Fraser	331
1902	Plank	300
1903	Plank	336
1904	Waddell	383
1905	Plank	347
1906	Waddell	273
1907	Plank	344
1908	Vickers	300
1909	Plank	275
1910	Coombs	353
1911	Coombs	337
1912	Coombs	262
1913	Bender	237
1914	Shawkey	237
1915	Wyckoff	276
1916	Myers	315
1917	Bush	233
1918	Perry	332
1919	Naylor	205
1920	Perry	264
1921	Rommel	285
1922	Rommel	294
1923	Rommel	298
1924	Rommel	278
1925	Rommel	261
1926	Grove	258
1927	Grove	262
1928	Grove	262
1929	Grove	275
1930	Earnshaw	296
1931	Walberg	291
1932	Grove	292
1933	Grove	275
1934	Marcum	232
1935	Marcum	243
1936	Kelley	235
1937	Caster	232
1938	Caster	281
1939	Nelson	198
1940	Babich	229
1941	Marchildon	204
1942	Marchildon	244
1943	Flores	231
1944	Newsom	265
1945	Newsom	257
1946	Marchildon	227
1947	Marchildon	277

1948	Marchildon	226
1949	Kellner	245
1950	Brissie	246
1951	Kellner	210
1952	Shantz	280
1953	Byrd	237
1954	Portocarrero	248
1955	Ditmar	175
1956	Ditmar	254
1957	Garver	145
1958	Terry	217
1959	Daley	216
1960	Herbert	253
1961	Archer	205
1962	Rakow	235
1963	Wickersham	238
1964	Pena	219
1965	Talbot	198
1966	Krausse	178
1967	Hunter	260
1968	Hunter	234
1969	Hunter	247
1970	Dobson	267
1971	Blue	213
1972	Hunter	295
1973	Holtzman	297
1974	Hunter	318
1975	Blue	278
1976	Blue	298
1977	Blue	279.2
1978	Keough	197.1
1979	Langford	219.0
1980	Langford	290.0
1981	Langford	195.1
1982	Langford	237.1
1983	Codioli	205.2
1984	Burris	211.2
1985	Codioli	226.0
1986	Young	198.0
1987	Stewart	261.1
1988	Stewart	275.2
1989	Stewart	257.2
1990	Stewart	267.0
1991	Stewart	226.0
1992	Moore	223.0
1993	Witt	220.0
1994	Darling	160.0
1995	Stottlemire	209.2
1996	Wengert	161.1
1997	Wengert	134.0
1998	Rogers	238.2
1999	Heredia	200.1
2000	Hudson	202.1
2001	Hudson	235.0
2002	Hudson	238.1
2003	Hudson	240.0
2004	Mulder	225.2
2005	Zito	228.1
2006	Haren	223.0
2007	Blanton	230.0
2008	Smith	190.1
2009	Cahill	178.2
2010	Gonzalez	200.2
2011	Cahill	207.2
2012	Milone	190.0
2013	Griffin	200.0
2014	Gray	219.0

2015	Gray	208.0
2016	Graveman	186.0
2017	Manaea	158.2
2018	Manaea	160.2
2019	Fiers	184.2
2020	Bassitt	63.0
2021	Montas	187.0

Strikeouts

1901	Fraser	110
1902	Waddell	210
1903	Waddell	302
1904	Waddell	349
1905	Waddell	287
1906	Waddell	196
1907	Waddell	232
1908	Dygett	164
1909	Bender	161
1910	Coombs	224
1911	Coombs	185
1912	Coombs	120
1913	Plank	151
1914	Plank	110
1915	Wyckoff	157
1916	Myers	182
1917	Bush	121
1918	Perry	81
1919	Kinney	97
1920	Naylor	90
1921	Harriss	92
1922	Harriss	102
1923	Harriss	89
1924	Rommel	72
1925	Grove	116
1926	Grove	194
1927	Grove	174
1928	Grove	183
1929	Grove	170
1930	Grove	209
1931	Grove	175
1932	Grove	188
1933	Grove	114
1934	Marcum	92
1935	Marcum	99
1936	Kelley	82
1937	Caster	100
1938	Caster	112
1939	Nelson	75
1940	Babich	94
1941	Marchildon	74
1942	Marchildon	110
1943	Flores	113
1944	Newsom	142
1945	Newsom	127
1946	Marchildon	95
1947	Marchildon	128
1948	Brissie	127
1949	Brissie	118
1950	Brissie	101
1951	Kellner	94
1952	Shantz	152
1953	Byrd	122
1954	Portocarrero	132
1955	Ditmar	79
1956	Ditmar	126
1957	Terry	80
1958	Terry	134

1959	Daley	125
1960	Daley	126
1961	Archer	110
1962	Rakow	159
1963	Pena	128
1964	Pena	184
1965	Segui	119
1966	Hunter	103
1967	Hunter	196
1968	Hunter	172
1969	Odum	150
	Hunter	150
1970	Hunter	178
1971	Blue	301
1972	Hunter	191
1973	Blue	158
1974	Blue	174
1975	Blue	189
1976	Blue	166
1977	Blue	157
1978	Keough	108
1979	Langford	101
1980	Norris	180
1981	McCatty	91
1982	Norris	83
1983	Conroy	112
1984	Burris	93
1985	Codioli	111
1986	Rijo	176
1987	Stewart	205
1988	Stewart	192
1989	Moore	172
1990	Stewart	166
1991	Moore	153
1992	Stewart	130
1993	Witt	131
1994	Witt	111
1995	Stottlemire	205
1996	Reyes	78
1997	Karsay	92
1998	Rogers	138
1999	Hudson	132
2000	Hudson	169
2001	Zito	205
2002	Zito	182
2003	Hudson	162
2004	Harden	167
2005	Zito	171
2006	Haren	176
2007	Haren	192
2008	Eveland	118
2009	Anderson	150
2010	Gonzalez	171
2011	Gonzalez	197
2012	Parker	140
2013	Griffin	171
2014	Gray	183
2015	Gray	169
2016	Manaea	124
2017	Manaea	140
2018	Manaea	108
2019	Bassitt	141
2020	Montas	60
2021	Montas	207

Walks

1901	Fraser	132
1902	Husting	91
1903	Waddell	85
1904	Waddell	91
1905	Waddell	90
	Bender	90
1906	Waddell	92
1907	Plank	85
	Dygart	85
1908	Dygart	97
1909	Coombs	73
1910	Morgan	117
1911	Coombs	119
1912	Coombs	94
1913	Houck	122
1914	Wyckoff	103
1915	Wyckoff	165
1916	Myers	168
1917	Bush	111
1918	Perry	111
1919	Kinney	91
1920	Naylor	86
1921	Moore	122
1922	Harriss	94
1923	Rommel	108
1924	Rommel	94
1925	Grove	131
1926	Grove	101
1927	Walberg	91
1928	Earnshaw	100
1929	Earnshaw	125
1930	Earnshaw	139

1931	Walberg	109
1932	Walberg	103
1933	Cain	137
1934	Cain	128
1935	Dietrich	101
1936	Rhodes	102
1937	Caster	107
1938	Caster	117
1939	Ross	95
1940	Babich	80
1941	Marchildon	118
1942	Marchildon	140
1943	Black	110
1944	Newsom	82
1945	Newsom	103
1946	Marchildon	114
1947	Marchildon	141
1948	Marchildon	131
1949	Kellner	129
1950	Brissie	117
1951	Kellner	93
1952	Byrd	98
1953	Byrd	115
1954	Portocarrero	114
1955	Ditmar	86
1956	Ditmar	108
1957	Trucks	62
1958	Garver	66
1959	Daley	62
	Herbert	62
1960	Daley	96
1961	Walker	96
1962	Pfister	106

1963	Wickersham	79
1964	Segui	94
1965	Talbot	86
1966	Hunter	64
1967	Nash	87
1968	Odom	98
1969	Odom	112
1970	Odom	100
1971	Blue	88
1972	Odom	87
1973	Blue	105
1974	Blue	98
1975	Holtzman	108
1976	Torrez	87
1977	Blue	86
1978	Keough	85
1979	Norris	94
1980	McCatty	99
1981	Norris	63
1982	Keough	101
1983	Conroy	98
1984	Burris	90
1985	Birtas	91
1986	Rijo	108
1987	Stewart	105
1988	Stewart	110
1989	Moore	83
1990	Moore	84
1991	Moore	105
	Stewart	105
1992	Moore	103
1993	Witt	91
1994	Van Poppel	89

1995	Stottlemire	80
1996	Johns	69
1997	Prieto	70
1998	Haynes	88
1999	Haynes	80
2000	Appier	102
2001	Zito	80
2002	Zito	78
2003	Zito	88
2004	Mulder	83
2005	Zito	89
2006	Zito	99
2007	Gaudin	100
2008	Smith	87
2009	Cahill	72
2010	Gonzalez	92
2011	Gonzalez	91
2012	Parker	63
2013	Parker	63
2014	Gray	74
2015	Gray	59
2016	Graveman	47
2017	Manaea	55
2018	Cahill	41
2019	Fiers	53
2020	Montas	23
2021	Montas	57

Bold denotes tied or led league

OAKLAND ATHLETICS 20 OR MORE HITS IN A GAME

Hits	Opponent	Date
29	at Texas	July 1, 1979
25	at Houston	September 10, 2019
25	at Boston	June 14, 1969
24	San Francisco	June 26, 2005
24	Texas	September 30, 2000
24	at Cleveland	August 28, 1998
23	at Texas	May 10, 1973
22	at Kansas City	August 26, 2019
22	Los Angeles (AL)	September 20, 2018
22	at Minnesota	September 11, 2013
22	Minnesota	July 20, 2009
22	Cincinnati	June 9, 2004
22	at Minnesota	April 27, 1980
21	at Los Angeles (NL)	April 11, 2018
21	at Detroit	August 28, 2013
21	at Boston	July 28, 2009
21	at Kansas City	June 18, 2000

Hits	Opponent	Date
21	at Detroit	August 15, 1998
21	at Seattle	April 13, 1990
21	at Baltimore	April 26, 1974
20	San Diego	June 17, 2015
20	at Kansas City	August 12, 2014
20	at Chicago (AL)	September 8, 2009
20	at Los Angeles	May 1, 2008
20	at Cleveland	August 2, 2001
20	at Tampa Bay	September 15, 2000
20	at Kansas City	May 3, 2000
20	at Minnesota	April 10, 1994
20	at Texas	October 2, 1985
20	at California	July 30, 1983
20	Cleveland	August 24, 1981
20	at Cleveland	August 3, 1980
20	New York	June 12, 1971

ATHLETICS HOME RUN HISTORY

25 OR MORE HOME RUNS IN A SEASON

NO.	PLAYER	YEAR	NO.	PLAYER	YEAR	NO.	PLAYER	YEAR
58	Jimmie Foxx	1932	34	Al Simmons	1929	28	Bob Johnson	1935
52	Mark McGwire	1996		Bob Johnson	1934		Jim Gentile	1964
49	Mark McGwire	1987		Rocky Colavito	1964		Tony Armas	1982
48	Jimmie Foxx	1933		Mark McGwire	1997		Rickey Henderson	1990
	Khrist Davis	2018		Eric Chavez	2002		Ben Griever	1999
47	Reggie Jackson	1969		Miguel Tejada	2002	27	Joe Hauser	1924
44	Jimmie Foxx	1934	33	Jimmie Foxx	1929		Gus Zernial	1957
	Jose Canseco	1991		Gus Zernial	1951		Don Mincher	1970
43	Jason Giambi	2000		Dwayne Murphy	1984		Sal Bando	1976
	Khrist Davis	2017		Jose Canseco	1986		Dwayne Murphy	1982
42	Gus Zernial	1953		Mark McGwire	1989		Matt Stairs	1997
	Jose Canseco	1988		Jason Giambi	1999		Jason Giambi	1998
	Mark McGwire	1992		Jack Cust	2008		Ben Griever	2000
	Khrist Davis	2016		Marcus Semien	2019		Miguel Tejada	2003
39	Mark McGwire	1990	32	Reggie Jackson	1971		Eric Chavez	2005
	Mark McGwire	1995		Reggie Jackson	1973		Marcus Semien	2016
	Frank Thomas	2006		Mark McGwire	1988		Stephen Piscotty	2018
	Matt Olson	2021		Eric Chavez	2001		Matt Chapman	2021
38	Bob Cerv	1958		Josh Reddick	2012	26	Mike Epstein	1972
	Matt Stairs	1999	31	Bob Johnson	1940		Gene Tenace	1974
	Jason Giambi	2001		Sal Bando	1969		Matt Stairs	1998
37	Tilly Walker	1922		Jose Canseco	1987		Eric Chavez	2000
	Jimmie Foxx	1930		Miguel Tejada	2001		Jack Cust	2007
	Jose Canseco	1990	30	Jimmie Foxx	1931		Yoenis Cespedes	2013
36	Al Simmons	1930		Bob Johnson	1938		Mark Canha	2019
	Jimmie Foxx	1935		Gus Zernial	1955	25	Bob Johnson	1936
	Reggie Jackson	1975		Dave Kingman	1985		Bob Johnson	1937
	Geronimo Berroa	1996		Miguel Tejada	2000		Wally Moses	1937
	Matt Chapman	2019		Brandon Moss	2013		Sam Chapman	1941
	Matt Olson	2019	29	Gus Zernial	1952		Norm Siebern	1962
35	Al Simmons	1932		Reggie Jackson	1968		Reggie Jackson	1972
	Tony Armas	1980		Sal Bando	1973		Dave Henderson	1991
	Dave Kingman	1984		Reggie Jackson	1974		Jack Cust	2009
	Dave Kingman	1986		Gene Tenace	1975		Brandon Moss	2014
	Terry Steinbach	1996		Eric Chavez	2003		Ryon Healy	2017
	John Jaha	1999		Eric Chavez	2004		Matt Joyce	2017
	Nick Swisher	2006		Josh Willingham	2011			
				Josh Donaldson	2014			
				Matt Olson	2018			

MILESTONE HOME RUNS

Franchise

1	Lave Cross	Apr. 30, 1901
1,000	Mickey Cochrane	May 15, 1927
2,000	Jimmie Foxx	June 21, 1935
3,000	Sam Chapman	Sept. 30, 1949
4,000	Hector Lopez	Aug. 17, 1958
5,000	Jim Nash	May 22, 1968
6,000	Gene Tenace	May 25, 1975
7,000	Carney Lansford	July 3, 1983
8,000	Jose Canseco	Sept. 2, 1989
9,000	Mark McGwire	May 28, 1996
10,000	Miguel Tejada	Apr. 14, 2001
11,000	Bobby Kielty	June 15, 2006
12,000	Brandon Moss	June 5, 2013
13,000	Jonathan Lucroy	Aug. 25, 2018

Oakland

1	Reggie Jackson	Apr. 10, 1968
1,000	Claudell Washington	May 6, 1975
2,000	Rickey Henderson	June 5, 1983
3,000	Dave Parker	Aug. 13, 1989
4,000	Jason Giambi	May 17, 1996
5,000	Jason Giambi	Sept. 24, 2000
6,000	Bobby Crosby	May 31, 2006
7,000	Brandon Moss	May 13, 2013
8,000	Marcus Semien	Aug. 11, 2018

HOME RUN LEADERS BY POSITION

Franchise – Career

P	John Odom (1964-75)	12
C	Terry Steinbach (1986-96)	116
1B	Mark McGwire (1986-97)	349
2B	Mark Ellis (2002-11)	84
3B	Eric Chavez (1998-10)	223
SS	Miguel Tejada (1997-03)	156
LF	Bob Johnson (1933-42)	201
CF	Dwayne Murphy (1978-87)	152
RF	Reggie Jackson (1967-75; 87)	225
DH	Dave Kingman (1984-86)	98

Franchise – Season

P	John Odom (1969)	5
C	Terry Steinbach (1996)	34
1B	Jimmie Foxx (1932)	51
2B	Mark Ellis (2007)	19
3B	Matt Chapman (2019)	36
SS	Miguel Tejada (2002)	34
LF	Gus Zernial (1953)	41
CF	Dwayne Murphy (1984)	33
RF	Reggie Jackson (1969)	45
DH	Khrist Davis (2018)	46

Oakland – Career

P	John Odom (1968-75)	12
C	Terry Steinbach (1986-96)	116
1B	Mark McGwire (1986-97)	349
2B	Mark Ellis (2002-11)	84
3B	Eric Chavez (1998-10)	223
SS	Miguel Tejada (1997-03)	156
LF	Rickey Henderson (1979-84; 89-95; 98)	156
CF	Dwayne Murphy (1978-87)	152
RF	Reggie Jackson (1968-75; 87)	225
DH	Dave Kingman (1984-86)	98

Oakland – Season

P	John Odom (1969)	5
C	Terry Steinbach (1996)	34
1B	Mark McGwire (1987)	48
2B	Mark Ellis (2007)	19
3B	Matt Chapman (2019)	36
SS	Miguel Tejada (2002)	34
LF	Khrist Davis (2017)	34
CF	Dwayne Murphy (1984)	33
RF	Reggie Jackson (1969)	45
DH	Khrist Davis (2018)	46

GRAND SLAM LEADERS

Franchise – Career

1.	Jimmie Foxx (1925-35)	9
	Sam Chapman (1938-41, 45-51)	9
	Gus Zernial (1951-57)	9
	Mark McGwire (1986-97)	9
5.	Bob Johnson (1933-42)	8
	Terry Steinbach (1986-96)	8
	Jason Giambi (1995-01)	8
8.	Sal Bando (1966-76)	7
	Matt Stairs (1996-00)	7
	Miguel Tejada (1997-03)	7

Franchise – Season

1.	Jason Giambi (2000)	4
2.	Jimmie Foxx (1932)	3
	Jimmie Foxx (1934)	3
	Bob Johnson (1938)	3
	Gus Zernial (1952)	3
	Gene Tenace (1974)	3
	Dave Kingman (1984)	3
	Ben Grieve (2000)	3
	Miguel Tejada (2001)	3
	Brandon Moss (2014)	3

Oakland – Career

1.	Mark McGwire (1986-97)	9
2.	Terry Steinbach (1986-96)	8
	Jason Giambi (1995-01; 09)	8
4.	Sal Bando (1968-76)	7
	Matt Stairs (1996-00)	7
	Miguel Tejada (1997-03)	7
7.	Gene Tenace (1969-76)	6
8.	Joe Rudi (1968-76; 82)	5
	Dave Kingman (1984-86)	5
	Eric Chavez (1998-10)	5

Oakland – Season

1.	Jason Giambi (2000)	4
2.	Gene Tenace (1974)	3
	Dave Kingman (1984)	3
	Ben Grieve (2000)	3
	Miguel Tejada (2001)	3
	Brandon Moss (2014)	3
7.	29 times; last: Matt Olson and Stephen Piscotty (2020)	2

INSIDE-THE-PARK HOME RUN LEADERS

Franchise – Career

1.	Danny Murphy (1902-13)	23
2.	Harry Davis (1901-11; 13-17)	11
3.	Topsy Hartsel (1902-11)	11
	Stuffy McInnis (1909-17)	10
5.	Rube Oldring (1906-18)	9

Franchise – Season

1.	Danny Murphy (1911)	5
2.	four times; last: Danny Murphy (1910)	4

Oakland – Career

1.	Reggie Jackson (1968-75; 87)	4
2.	18 times	1

Oakland – Season

1.	Reggie Jackson (1968)	2
2.	20 times; last: Nick Swisher (2006)	1

PINCH HIT HOME RUN LEADERS

Franchise – Career

1.	Gus Zernial (1951-57)	5
	Jeff Burroughs (1982-84)	5
	Mark McGwire (1986-97)	5
	Terry Steinbach (1986-96)	5
	Mike Aldrete (1993-95)	5
	Chad Pinder (2016-21)	5
7.	George Alusik (1962-64)	4
	Matt Stairs (1996-00)	4
	Olmedo Saenz (1999-02)	4
	Derek Norris (2012-14)	4
	Mark Canha (2015-21)	4

Franchise – Season

1.	Jeff Burroughs (1982)	4
2.	Allie Clark (1952)	3
	Kite Thomas (1952)	3
	Bob Cerv (1957)	3
	Frank Fernandez (1970)	3
	Rich McKinney (1977)	3
	Jeff Newman (1978)	3
	Derek Norris (2013)	3
9.	23 times, last: Chad Pinder (2021)	2

Oakland – Career

1.	Jeff Burroughs (1982-84)	5
	Mark McGwire (1986-87)	5
	Terry Steinbach (1986-96)	5
	Mike Aldrete (1993-95)	5
	Chad Pinder (2016-21)	5
6.	Matt Stairs (1996-00)	4
	Olmedo Saenz (1999-02)	4
	Derek Norris (2012-14)	4
	Mark Canha (2015-21)	4
10.	six players tied	3

Oakland – Season

1.	Jeff Burroughs (1982)	4
2.	Frank Fernandez (1970)	3
	Rich McKinney (1977)	3
	Jeff Newman (1978)	3
	Derek Norris (2013)	3
6.	13 times; last: Chad Pinder (2021)	2

LEAD OFF HOME RUN LEADERS

Franchise – Career

1.	Rickey Henderson (1979-84; 89-95; 98)	43
2.	Eddie Joost (1947-54)	19
3.	Coco Crisp (2010-16)	15
4.	Bert Campaneris (1964-76)	13
5.	Max Bishop (1924-33)	9
6.	Marcus Semien (2015-20)	8
7.	Wally Moses (1935-41; 49-51)	7
8.	Topsy Hartsel (1902-11)	6
9.	four players tied	5

Franchise – Season

1.	Rickey Henderson (1993)	7
2.	Eddie Joost (1948)	6
	Bert Campaneris (1970)	6
4.	Rickey Henderson (1990)	5
	Rickey Henderson (1991)	5
	Rickey Henderson (1992)	5
	Coco Crisp (2013)	5
8.	eight times, last: Marcus Semien (2019)	4

Oakland – Career

1.	Rickey Henderson (1979-84; 89-95; 98)	43
2.	Coco Crisp (2010-16)	15
3.	Bert Campaneris (1968-76)	10
4.	Marcus Semien (2015-20)	8
5.	Mark Kotsay (2004-07)	5
	Matt Joyce (2017-18)	5
7.	Eric Byrnes (2000-04)	4
	Tony Phillips (1982-89; 99)	4
9.	Scott Brosius (1991-97)	3
	Mark Ellis (2002-11)	3

Oakland – Season

1.	Rickey Henderson (1993)	7
2.	Bert Campaneris (1970)	6
3.	Rickey Henderson (1990)	5
	Rickey Henderson (1991)	5
	Rickey Henderson (1992)	5
	Coco Crisp (2013)	5
7.	five times, last: Marcus Semien (2019)	4

GAME ENDING HOME RUN LEADERS

Franchise – Career

1.	Reggie Jackson (1967-75; 87)	5
	Rickey Henderson (1979-84; 89-95; 98)	5
	Matt Stairs (1996-00)	5
4.	Jimmie Foxx (1925-35)	4
	Al Simmons (1924-32; 40-41; 44)	4
	Dwayne Murphy (1978-87)	4
	Josh Donaldson (2010, 12-14)	4
	Khris Davis (2016-21)	4
9.	17 players tied	3

Franchise – Season

1.	Reggie Jackson (1971)	3
	Dave Kingman (1986)	3
	Matt Stairs (1999)	3
	Josh Donaldson (2014)	3
5.	13 times, last: Matt Chapman (2019)	2

Oakland – Career

1.	Reggie Jackson (1968-75; 87)	5
	Rickey Henderson (1979-84; 89-95; 98)	5
	Matt Stairs (1996-00)	5
4.	Dwayne Murphy (1978-87)	4
	Josh Donaldson (2010, 12-14)	4
	Khris Davis (2016-21)	4
7.	11 players tied	3

Oakland – Season

1.	Reggie Jackson (1971)	3
	Dave Kingman (1986)	3
	Matt Stairs (1999)	3
	Josh Donaldson (2014)	3
5.	11 times; last: Matt Chapman (2019)	2

ATHLETICS GAMES OF SIX OR MORE HOME RUNS

No.	Opponent	H/A	Date	Hitters
8	California	A	June 27, 1996	Berroa, Brosius 2, Giambi, Herrera, McGwire, Steinbach, Young
7	Cleveland (2)	A	July 6, 1990	Canseco, R. Henderson 2, Lansford, McGwire 2, Quirk
7	Detroit	H	June 3, 1921	Dugan, Dykes 2, Perkins, Walker, Welch 2
6	Houston	A	Sept. 10, 2019	Murphy 2, Olson 2, Davis, Semien
6	Seattle	H	July 17, 2019	Canha 2, Profar 2, Laureano, Pinder
6	Baltimore	H	June 18, 2019	Davis, Grossman, Laureano, Pinder, Piscotty, Taylor
6	Arizona	A	June 17, 2008	Ellis 2, Chavez, Crosby, Davis, Suzuki
6	Kansas City	A	May 10, 2007	Chavez, Cust 2, Johnson 2, Putnam
6	Anaheim	H	Sept. 11, 2003	Byrnes, Chavez 2, Ellis, Hernandez, McMillon
6	Tampa Bay	H	Sept. 9, 2000	Ja. Giambi 2, Grieve, Hernandez, Long, Tejada
6	Cleveland	H	Aug. 24, 1999	Hinch, Jaha 2, Spiezio, Velarde 2
6	Toronto	H	Aug. 18, 1998	Christenson, Giambi, Spiezio 2, Stairs 2
6	Boston	H	Aug. 21, 1997	Bellhorn, Canseco, Giambi, McDonald, Spiezio, Young
6	Minnesota	H	Aug. 3, 1991	Baines, Canseco, D. Henderson 3, McGwire
6	Cleveland	H	July 18, 1980	Armas 2, Essian, Murphy, Page 2

OPPONENT GAMES OF SIX OR MORE HOME RUNS

No.	Opponent	H/A	Date	Hitters
7	Houston	A	Sept. 9, 2019	Alvarez 2, Chirinos 2, Altuve, Brantley, Bregman
7	Seattle	A	Apr. 11, 1985	Cowens, Bradley, Presley, Thomas 3, Henderson
6	Minnesota	A	May 2, 2017	Dozier 2, Buxton, Castro, Mauer, Sano
6	Baltimore	A	May 8, 2016	Alvarez, Machado 2, Rickard, Schoop, Trumbo
6	Boston	A	Apr. 19, 1994	Vaughn 2, Cooper, Naehring 2, Greenwell
6	Minnesota	H	Aug. 15, 1993	Brito 2, Puckett 2, Harper, Reboulet
6	California	A	Apr. 23, 1985	Jackson 2, Narron, Schofield, Grich, DeCinces
6	Seattle	A	Aug. 2, 1983	Owen, D. Henderson 2, S. Henderson 2, Ramos
6	Detroit	H	Aug. 17, 1969	Northrup, Wert, Tresh, Kaline 2, Stanley

MOST HOME RUNS, INNING – ATHLETICS

No.	Opponent	H/A	Date	Hitters
4	Chicago	H	Apr. 27, 2002	Hatteberg, Long, Pena, Menechino (3)
4	Tampa Bay	H	Sept. 1, 1999	Tejada, Chavez, Giambi, Jaha (4)
4	Boston	H	Aug. 21, 1997	Giambi, Young, McDonald, Canseco (3)

MOST HOME RUNS, INNING – OPPONENTS

No.	Opponent	H/A	Date	Hitters
5	Minnesota	A	June 9, 1966	Rollins, Versalles, Oliva, Mincher, Killebrew (7)
4	Seattle	A	Sept. 21, 1996	Rodriguez, Griffey, Martinez, Sorrento (3)
4	Minnesota	A	May 16, 1983	Mitchell, Gaetti, Hatcher, Engle (9)
4	Minnesota	H	May 2, 1964	Oliva, Allison, Hall, Killebrew (11)
4	Boston	H	Aug. 26, 1957	Zauchin, Lepcio, Malzone, Piersall (7)
4	Boston	H	Sept. 24, 1940	Williams, Foxx, Cronin, Tabor (6)

CONSECUTIVE HOME RUNS - ATHLETICS

No.	Opponent	H/A	Date	Hitters
3	Texas	H	April 15, 2006	Chavez, Thomas, Bradley
3	Kansas City	H	June 23, 2000	Velarde, Ja. Giambi, Grieve
3	Kansas City	A	June 16, 2000	Chavez, Tejada, Hernandez
3	Cleveland	A	July 6, 1990	R. Henderson, Lansford, Canseco
3	Cleveland	A	May 16, 1990	Canseco, McGwire, Hassey
3	Cleveland	A	June 3, 1980	Revering, Page, Armas
3	Kansas City	H	June 19, 1979	Gross, Revering, Heath
3	Minnesota (G1)	H	June 22, 1969	Kubiak, Jackson, Bando
3	New York	H	Aug. 19, 1962	Cimoli, Causey, Bryan
3	St. Louis	A	July 17, 1934	Johnson, Foxx, Higgins
3	Cleveland	H	June 18, 1930	Simmons, Foxx, Miller
3	Washington	H	May 2, 1922	Walker, Perkins, Miller

CONSECUTIVE HOME RUNS - OPPONENTS

No.	Opponent	H/A	Date	Hitters	Pitchers
4	Minnesota	H	May 2, 1964	Oliva, Allison, Hall, Killebrew	Pfister (3), Handrahan
3	17 times, most recent: Tampa Bay	H	May 29, 2018	Cron, Wendle, Ramos	Gossett
	Los Angeles	H	Sept. 18, 2008	Morales, Napoli, Wood	Foulke
	Seattle	A	Sept. 21, 1996	Rodriguez, Griffey, Martinez	Telgheder
	Kansas City	A	Sept. 28, 1986	Brett, White, Quirk	Stewart
	Toronto	A	Apr. 26, 1984	Upshaw, Bell, Barfield	Warren
	Seattle	A	Aug. 2, 1983	S. Henderson, D. Henderson, Ramos	Krueger (2), Codiroli
	Milwaukee	H	June 5, 1982	Young, Cooper, Oglivie	Beard (2), Owchinko
	Baltimore	A	May 8, 1979	Murray, May, Roenicke	Todd

MOST HOME RUNS — ATHLETICS

HR	Player	Date
3	Joe Hauser at Cleveland	Aug. 2, 1924
3	Mickey Cochrane at St. Louis	May 21, 1925
3	Jimmie Foxx at Cleveland	July 10, 1932
3	Al Simmons vs. Detroit	July 15, 1932
3	Jimmie Foxx vs. New York	June 8, 1933
3	Ed Coleman vs. Chicago	Aug. 17, 1934
3	Pinky Higgins vs. Boston	June 27, 1935
3	Sam Chapman vs. Boston	Aug. 15, 1946
3	Hector Lopez vs. Washington	June 26, 1958
3	Preston Ward vs. Baltimore	Sept. 9, 1958
3	Bob Cerv vs. Boston	Aug. 20, 1959
3	Manny Jimenez at Baltimore	July 4, 1964
3	Reggie Jackson vs. Seattle	July 2, 1969
3	Dave Kingman at Seattle	April 16, 1984

HR	Player	Date
3	Mark McGwire at Cleveland	June 27, 1987
3	Jose Canseco at Toronto	July 3, 1988
3	Harold Baines vs. Baltimore	May 7, 1991
3	Dave Henderson vs. Minnesota	Aug. 3, 1991
3	Mark McGwire at Boston	June 11, 1995
3	Ernie Young vs. Minnesota	May 10, 1996
3	Geronimo Berroa at New York	May 22, 1996
3	Geronimo Berroa vs. Minnesota	Aug. 12, 1996
3	Miguel Tejada vs. Los Angeles	June 11, 1999
3	Miguel Tejada at Texas	June 30, 2001
3	Erubiel Durazo at Baltimore	Aug. 18, 2004
3	Josh Reddick at Toronto	Aug. 9, 2013
3	Danny Valencia at Tampa Bay	May 15, 2016
3	Khris Davis vs. Texas	May 17, 2016

MOST HOME RUNS — OPPONENTS

HR	Player	Date
4	Lou Gehrig, New York (AL)	June 3, 1932
4	Pat Seerey, Chicago (AL)	July 18, 1948 (G#1)
3	Babe Ruth, New York (AL)	May 21, 1930 (G#1)
3	Lou Gehrig, New York (AL)	May 22, 1930 (G#2)
3	Goose Goslin, St. Louis	Aug. 19, 1930
3	Tony Lazzeri, New York (AL)	May 24, 1936
3	Merv Connors, Chicago (AL)	Sept. 17, 1938 (G#2)
3	Jim Tabor, Boston	July 4, 1939 (G#2)
3	Al Rosen, Cleveland	April 29, 1952
3	Al Kaline, Detroit	April 17, 1955
3	Lee Thomas, Los Angeles	Sept. 5, 1961 (G#2)

HR	Player	Date
3	Jim King, Washington	June 8, 1964
3	Jim Rice, Boston	Aug. 29, 1977
3	Larry Herndon, Detroit	May 18, 1982
3	Gorman Thomas, Seattle	April 11, 1985
3	Danny Tartabull, Kansas City	July 6, 1991
3	Jack Clark, Boston	July 31, 1991
3	Manny Ramirez, Cleveland	Aug. 25, 1999
3	Juan Gonzalez, Texas	Sept. 24, 1999
3	John Buck, Toronto	April 29, 2010
3	Miguel Cabrera, Detroit	May 28, 2010
3	Jarrett Parker, San Francisco	Sept. 26, 2015

HOME RUN IN FIRST GAME WITH THE OAKLAND A'S

Player	Opponent (Date)
*Joe Keough	at New York (Aug. 7, 1968) (G2)
Don Mincher	at Kansas City (April 7, 1970)
*Don Baylor	at California (April 9, 1976)
Earl Williams	Minnesota (April 9, 1977)
Mike Heath	Kansas City (June 19, 1979)
*Terry Steinbach	at Cleveland (Sept. 12, 1986)
*Dave Henderson	Seattle (April 4, 1988)
Scott Brosius	Seattle (Aug. 7, 1991)
*Tilson Brito	Milwaukee (Aug. 10, 1997) (G2)
Ed Sprague, Jr.	Cleveland (Aug. 2, 1998)
Tom Wilson	Chicago-AL (May 19, 2001)
David Justice	Texas (April 1, 2002)
*Erubiel Durazo	Seattle (April 1, 2003)
*Jay Payton	Texas (July 15, 2005)
*Frank Thomas	New York (April 3, 2006)
Jack Cust	at Tampa Bay (May 6, 2007)

Player	Opponent (Date)
*Adam Rosales	at Los Angeles-AL (April 11, 2010)
*Josh Willingham	Seattle (April 1, 2011)
Jonny Gomes	vs. Seattle at Tokyo (March 29, 2012)
Chris Young	Seattle (April 3, 2013)
*Adam Dunn	Seattle (Sept. 1, 2014)
*Ben Zobrist	Texas (April 6, 2015)
Brett Eibner	Chicago-NL (Aug. 5, 2016)
Franklin Barreto	at Chicago-AL (June 24, 2017)
Chris Herrmann	Minnesota (July 2, 2019)
Sean Murphy	Los Angeles-AL (Sept. 4, 2019)
Jake Lamb	at Seattle (Sept. 14, 2020)
*Frank Schwindel	vs. Texas (June 30, 2021)
Yan Gomes	at Los Angeles-AL (Aug. 1, 2021)

*indicates players who homered in their first at bat.

COLISEUM HOME RUNS

Since its opening in 1968 a total of 7,588 Major League home runs have been hit in the Coliseum during the regular season, an average of 143.2 per year.

COLISEUM CAREER HOME RUN LEADERS

Player	No.
Mark McGwire	166
Reggie Jackson	146*
Jose Canseco	122*
Eric Chavez	115
Jason Giambi	115*
Sal Bando	90
Miguel Tejada	83
Rickey Henderson	82*
Chris Davis	77
Dwayne Murphy	77
Matt Stairs	67*

* Home Runs hit while non-Athletic (included in individual total):
Canseco (8), Giambi (6), Henderson (3), Jackson (13), Stairs (3)

NON-A'S COLISEUM CAREER HOME RUN LEADERS

Player	No.
Alex Rodriguez	21
Mark Teixeira	20
Rafael Palmeiro	20
Mike Trout	19
Jay Buhner	18
Carlton Fisk	18
Nelson Cruz	18
Brian Downing	17
Juan Gonzalez	17
six players tied	16

ATHLETICS STREAKS

CONSECUTIVE WINS

Overall

20	August 13-September 4, 2002
17	May 5-25, 1931
15	May 27-June 10, 1913
14	April 23-May 9, 1988
13	April 9-24, 2021
13	July 15-25, 1931
13	April 30-May 18, 1910
12	July 11-27, 1914
11	May 16-27, 2019
11	August 2-12, 2001
11	April 9-19, 1981
11	July 19-30, 1959
11	May 17-26, 1929
11	May 5-19, 1906
10	eight times, last: June 8-18, 2006

Home

22	July 15-August 31, 1931
20*	August 25, 2001-April 3, 2002
15	August 20-September 20, 1902
13	May 26-June 25, 1930
13	May 27-June 10, 1913
12	August 13-September 14, 2002
12	May 2-18, 1910
11	May 17-June 13, 2013
10	six times, last: Aug. 11-Sept. 1, 2006

*streak includes final 17 games of 2001
and first three games of 2002

Road

14	May 3-30, 1931
12	August 24-September 12, 2012
12	July 31-August 15, 1971
11	April 9-26, 1981
10	August 19-28, 2002
10	July 25-August 2, 1928
10	*September 22, 1912-May 8, 1913
9	five times, last: Sept. 24, 1989-April 26, 1990

*streak includes final two games of 1912
and first eight games of 1913

CONSECUTIVE LOSSES

Overall

20	August 7-24, 1943
20	July 21-August 8, 1916
18	June 8-27, 1920
15	June 27-July 14, 1937
14	July 29-August 12, 1977
14	June 19-July 3, 1945
13	August 26-September 10, 1959
13	August 27-September 10, 1935
12	seven times, last: September 22, 1995-April 4, 1996

Home

13	May 27-July 6, 1920
12	July 29-August 21, 1977
12	August 15-30, 1942
12	May 24-June 24, 1937
12	June 22-July 11, 1916
11	Sept. 19, 1978-April 15, 1979
11	July 6-21, 1955
11	August 7-September 6, 1915
10	seven times, last: July 10-20, 1954

Road

22	July 11-August 24, 1943
20	June 27-August 8, 1916
19	May 20-July 3, 1945
18	June 8-27, 1920
15	May 24-June 23, 1986
15	August 5-September 10, 1959
14	June 29-July 30, 1938
13	five times, last: May 31-June 30, 1979

INDIVIDUAL

Hitting

- 29 Bill Lamar, May 30-June 29, 1925
- 28 Bing Miller, May 30-June 27, 1929
- 27 Al Simmons, April 24-May 30, 1931
- 27 Socks Seybold, July 19-Aug. 14, 1901
- 26 Bob Johnson, July 27-Aug. 18, 1938
- 25 Jason Giambi, May 12-June 23, 1997
- 24 Miguel Tejada, July 11-Aug. 4, 2002
- 24 Carney Lansford, July 27-Aug. 21, 1984
- 24 Ferris Fain, June 15-July 12, 1952
- 23 Jimmy Dykes, Sept. 15, 1925-April 21, 1926
- 23 Al Simmons, May 12-June 4, 1925

Winning

- 16 Lefty Grove, June 8-Aug. 19, 1931
- 14 Lefty Grove, July 2-Sept. 7, 1928
- 14 Chief Bender, May 29-Sept. 7, 1914
- 13 Jim Hunter, June 2-Sept. 5, 1973
- 12 Mike Fiers, May 7- Aug. 27, 2019
- 12 George Earnshaw, May 1-June 21, 1931
- 11 Mark Mulder, May 9-July 18, 2004
- 11 Bobby Shantz, April 30-June 19, 1952
- 11 Lefty Grove, May 2-June 13, 1932
- 11 Chief Bender, April 24-June 13, 1913
- 11 Eddie Plank, July 3-Sept. 1, 1911
- 11 Jack Coombs, Aug. 16-Sept. 25, 1910

Scoreless

- 53.0 Jack Coombs, Sept. 5-25, 1910
- 43.2 Rube Waddell, Aug. 22-Sept. 5, 1905
- 39.0 Brad Ziegler, May 31-Aug. 14, 2008
- 37.0 Mike Torres, Aug. 29-Sept. 11, 1976
- 34.0 Chief Bender, May 27-June 13, 1913
- 34.0 Chief Bender, July 25-Aug. 7, 1911
- 34.0 Harry Krause, June 23-July 8, 1909
- 32.1 Paul Lindblad, May 31-July 9, 1975
- 32.0 Cory Lidle, August 4-26, 2002
- 32.0 Rube Waddell, April 21-May 5, 1904

OAKLAND ATHLETICS STREAKS

CONSECUTIVE WINS

Overall

- 20 August 13-September 4, 2002
- 14 April 23-May 9, 1988
- 13 April 9-24, 2021
- 11 May 16-27, 2019
- 11 August 2-12, 2001
- 11 April 9-19, 1981
- 10 June 8-18, 2006
- 10 August 23-September 2, 2003
- 10 September 8-18, 1992
- 9 eight times, last: August 1-9, 2020

Home

- 20* August 25, 2001-April 3, 2002
- 12 August 13-September 14, 2002
- 11 May 17-June 13, 2013
- 10 August 11-September 1, 2006
- 10 April 11-May 3, 1991
- 9 seven times, last: August 4-21, 2020

**streak includes final 17 games of 2001 and first three games of 2002*

Road

- 12 August 24-September 12, 2012
- 12 July 31-August 15, 1971
- 11 April 9-26, 1981
- 10 August 19-28, 2002
- 9 Sept. 24, 1989-April 26, 1990
- 9 April 23-May 3, 1988
- 8 seven times, last: May 16-June 4, 2019

CONSECUTIVE LOSSES

Overall

- 14 July 29-August 12, 1977
- 12* Sept. 22, 1995-April 4, 1996
- 12 April 19-30, 1994
- 11 June 8-18, 1978
- 10 May 30-June 9, 2011
- 10 July 28-August 7, 2008
- 9 seven times, last: May 22-June 1, 2012

**streak includes final nine games of 1995 and first three games of 1996*

Home

- 12 July 29-August 21, 1977
- 11 Sept. 19, 1978-April 15, 1979
- 9 June 4-20, 1982
- 8 June 23-July 9, 1979
- 8 May 3-22, 1994
- 8 April 8-May 1, 2001
- 8 September 9-24, 2016
- 8 June 19-July 3, 2017
- 7 four times, last: August 20-September 6, 1978

Road

- 15 May 24-June 23, 1986
- 13 May 31-June 30, 1979
- 12* September 5, 1995-April 9, 1996
- 11 May 21-June 9, 2005
- 10 May 14-30, 1981
- 10 April 19-May 6, 1994
- 9 seven times, last: May 24-June 11, 2016

**streak includes final 11 games of 1995 and first game of 1996*

INDIVIDUAL

Hitting

- 25 Jason Giambi, May 12-June 23, 1997
- 24 Miguel Tejada, July 11-Aug. 4, 2002
- 24 Carney Lansford, July 27-Aug. 21, 1984
- 22 Eric Byrnes, May 8-June 1, 2003
- 19 Jason Giambi, April 7-30, 1996
- 19 Carney Lansford, Aug. 3-23, 1989
- 19 Carney Lansford, July 9-30, 1983
- 18 Jason Giambi, July 23-Aug. 10, 1999
- 18 Scott Spiezio, May 21-June 9, 1998
- 18 Mark McGwire, May 3-21, 1995

Winning

- 13 Jim Hunter, June 2-Sept. 5, 1973
- 12 Mike Fiers, May 7- Aug. 27, 2019
- 11 Mark Mulder, May 9-July 18, 2004
- 10 Dan Haren, April 18-July 1, 2007
- 10 Barry Zito, Aug. 13, 2002-April 8, 2003
- 10 Bob Welch, May 11-June 30, 1990
- 10 Storm Davis, July 8-Sept. 5, 1988
- 10 Vida Blue, April 9-May 23, 1971
- 10 Chris Bassitt, April 12 to July 11, 2021
- 9 12 times, last: Jarrod Parker, May 28-Sept. 4, 2013

Scoreless

- 39.0 Brad Ziegler, May 31-Aug. 14, 2008
- 37.0 Mike Torres, Aug. 29-Sept. 11, 1976
- 32.1 Paul Lindblad, May 31-July 9, 1975
- 32.0 Cory Lidle, Aug. 4-26, 2002
- 29.2 Rollie Fingers, May 29-July 15, 1971
- 29.1 Vida Blue, Sept. 10-23, 1973
- 28.0 Vida Blue, July 4-21, 1971
- 28.0 Bobby Witt, June 23-July 8, 1994
- 27.0 Catfish Hunter, May 17-29, 1973

ATHLETICS LOW-HIT GAMES

ATHLETICS NO-HITTERS (13 NINE INNINGS; 3 LESS THAN 9)

Date	Pitchers	Opponent	Score
July 22, 1905	Weldon Henley	at St. Louis (1st game)	6-0
Aug. 15, 1905	Rube Waddell	vs. St. Louis*	2-0
Aug. 29, 1906	Jimmy Dygert & Rube Waddell	vs. Chicago*	4-3
Oct. 5, 1907	Rube Vickers	at Washington (2nd game, Perfect Game)*	4-0
May 12, 1910	Chief Bender	vs. Cleveland	4-0
Aug. 26, 1916	Joe Bush	vs. Cleveland	5-0
Sept. 9, 1945	Dick Fowler	vs. St. Louis (2nd game)	1-0
Sept. 3, 1947	Bill McCahan	vs. Washington	3-0
May 8, 1968	Jim Hunter	vs. Minnesota (Perfect Game)	4-0
Sept. 21, 1970	Vida Blue	vs. Minnesota	6-0
Sept. 28, 1975	Vida Blue, Glenn Abbott, Paul Lindblad, Rollie Fingers	vs. California	5-0
Sept. 29, 1983	Mike Warren	vs. Chicago	3-0
June 29, 1990	Dave Stewart	at Toronto	5-0
May 9, 2010	Dallas Braden	vs. Tampa Bay (Perfect Game)	4-0
April 21, 2018	Sean Manaea	vs. Boston	3-0
May 7, 2019	Mike Fiers	vs. Cincinnati	2-0

*5 innings

NO-HITTERS AGAINST ATHLETICS (14)

Date	Pitchers	Opponent	Score
May 5, 1904	Cy Young	at Boston (Perfect Game)	0-3
Sept. 20, 1908	Frank Smith	at Chicago	0-1
Sept. 4, 1923	Sam Jones	vs. New York	0-2
Sept. 7, 1923	Howard Ehmke	vs. Boston	0-4
July 10, 1947	Don Black	at Cleveland (1st game)	0-3
May 6, 1953	Bobo Holloman	at St. Louis	0-6
Aug. 26, 1962	Jack Kralick	at Minnesota	0-1
Aug. 13, 1969	Jim Palmer	at Baltimore	0-8
July 3, 1970	Clyde Wright	at California	0-4
July 30, 1973	Jim Bibby	vs. Texas	0-6
July 19, 1974	Dick Bosman	at Cleveland	0-4
July 28, 1976	John Odom & Francisco Barrios	vs. Chicago	1-2
June 11, 1990	Nolan Ryan	vs. Texas	0-5
July 13, 1991	Bob Milacki, Mike Flanagan, Mark Williamson & Gregg Olson	vs. Baltimore	0-2

OAKLAND ATHLETICS ONE-HITTERS (35)

Date	Pitchers	Broken Up By	Inn.	Opponent	H/A	Score
June 7, 1968	John Odom	Dave Johnson	9 (2 outs)	Baltimore	A	6-1
Aug. 10, 1968	John Odom, Diego Segui, Jack Aker	Frank Howard	1	Washington	A	4-1
May 24, 1970	Chuck Dobson	Gail Hopkins	1	Chicago	A	5-1
Sept. 11, 1970	Vida Blue	Pat Kelly	8	Kansas City	A	3-0
July 16, 1971	Vida Blue	Tony Taylor	4	Detroit	H	4-0
May 31, 1973	Ken Holtzman, Rollie Fingers	Matty Alou	7	New York	A	6-0
June 8, 1975	Ken Holtzman	Tom Verzyer	9 (2 outs)	Detroit	H	4-0
June 10, 1975	Jim Perry	Al Bumbry	6	Baltimore	H	4-0
Aug. 28, 1976	Vida Blue	Mickey Stanley	9 (1 out)	Detroit	H	5-2
May 9, 1979	Mike Norris	Gary Roenicke	7	Baltimore	A	4-2
July 5, 1979	Rick Langford	Brian Downing	5	California	A	3-0
June 23, 1984	Tim Conroy, Bill Caudill	Alan Bannister	5	Texas	H	5-1
Oct. 5, 1986	Curt Young	Kevin Seitzer	7	Kansas City	H	6-0
June 9, 1987	Curt Young	Kenny Williams	8	Chicago	H	8-3
Aug. 4, 1988	Dave Stewart	Jay Buhner	3	Seattle	H	2-0
May 26, 1989	Todd Burns, Rick Honeycutt, Eric Plunk	Rickey Henderson	4	New York	A	4-0
Apr. 14, 1992	Ron Darling, Rick Honeycutt	Keith Miller	8	Kansas City	A	1-3
June 23, 1994	Bobby Witt	Greg Gagne	6	Kansas City	H	4-0
May 27, 1995	Steve Ontiveros	Luis Polonia	6	New York	H	3-0
Aug. 28, 2000	Tim Hudson	Frank Thomas	4	Chicago	H	3-0
July 6, 2001	Mark Mulder	Danny Bautista	8	Arizona	A	3-0

Date	Pitchers	Broken Up By	Inn.	Opponent	H/A	Score
July 19, 2002	Cory Lidle	Juan Gonzalez	8	Texas	H	10-0
August 4, 2002	Cory Lidle, Ricardo Rincon, Chad Bradford, Billy Koch	Wendell Magee	6	Detroit	H	4-0
August 21, 2002	Cory Lidle	Ellis Burks	1	Cleveland	A	6-0
June 26, 2005	Rich Harden, Ron Flores, Kiko Calero	Deivi Cruz	5	San Francisco	H	16-0
April 8, 2006	Barry Zito, Kiko Calero, Joe Kennedy, Huston Street	Richie Sexson	2	Seattle	A	3-0
June 30, 2007	Chad Gaudin, Rich Harden	Johnny Damon	6	New York (AL)	A	7-0
May 24, 2008	Justin Duchscherer, Huston Street	David Ortiz	7	Boston	H	3-0
Sept. 16, 2009	Trevor Cahill, Michael Wuertz, Andrew Bailey	Marlon Byrd	2	Texas	A	4-0
Sept. 23, 2010	Dallas Braden, Brad Ziegler	Nelson Cruz	1	Texas	H	5-0
June 28, 2011	Gio Gonzalez, Andrew Bailey	Emilio Bonifacio	1	Florida	H	1-0
April 6, 2015	Sonny Gray, Evan Scribner	Ryan Rua	8	Texas	H	8-0
April 23, 2015	Jesse Chavez, Dan Otero, Tyler Clippard	Kole Calhoun	3	Los Angeles (AL)	A	0-2
June 11, 2015	Scott Kazmir, Evan Scribner	Elvis Andrus	5	Texas	H	7-0
Sept. 12, 2018	Liam Hendriks, Daniel Mengden, Ryan Dull, J.B. Wendelken, Aaron Brooks	Trey Mancini	1	Baltimore	A	10-0

MOST RECENT ONE-HITTERS AGAINST ATHLETICS (31 TOTAL)

Date	Pitchers	Opponent	H/A	Score
May 30, 2018	Nathan Eovaldi, Wilmer Font, Vidal Nuno	Tampa Bay	H	0-6
July 31, 2015	Danny Salazar, Cody Allen	Cleveland	H	1-2
May 21, 2014	Erik Bedard, Brad Boxberger, Jake McGee, Joel Peralta, Grant Balfour	Tampa Bay	A	3-2
May 22, 2012	C.J. Wilson, Ernesto Frieri	Los Angeles (AL)	H	0-5
May 19, 2012	Ryan Vogelsong, Javier Lopez, Clay Hensley	San Francisco	A	0-4
April 10, 2012	Danny Duffy, Aaron Crow	Kansas City	H	0-3
Aug. 21, 2011	Luis Perez, Casey Janssen	Toronto	H	0-1
Sept. 2, 2010	CC Sabathia, Jonathan Albaladejo	New York (AL)	A	0-5
Aug. 16, 2010	Shaun Marcum	Toronto	H	1-3
June 7, 2007	Curt Schilling	Boston	H	0-1
July 7, 2006	John Lackey	Los Angeles (AL)	H	0-3
June 20, 2006	Jason Jennings, Tom Martin, Brian Fuentes	Colorado	A	0-6
May 21, 2006	Matt Cain	San Francisco	H	0-6
May 2, 1998	Roger Clemens, Paul Quantrill	Toronto	H	0-7
Sept. 2, 1996	David Cone, Mariano Rivera	New York (AL)	H	0-5

OAKLAND ATHLETICS STEALS OF HOME

1968	Sal Bando vs. Detroit, May 26 Danny Cater vs. Chicago, September 24 Danny Cater vs. Minnesota, September 28	1984	Carney Lansford vs. Kansas City, June 18
1969	Danny Cater vs. Seattle, May 4	1985	Rob Picciolo at Boston, May 11 Mike Davis at Chicago, June 20 Donnie Hill vs. Cleveland, June 21 Mike Gallego at Chicago, September 21
1974	Angel Mangual vs. Detroit, May 27	1986	Alfredo Griffin at Seattle, April 18 Carney Lansford at Milwaukee, May 1 Dwayne Murphy at Milwaukee, July 6
1976	Claudell Washington vs. Minnesota, September 15	1987	Reggie Jackson at Seattle, April 18
1978	Taylor Duncan vs. Kansas City, July 2 (Game 1)	1989	Mike Gallego vs. California, April 22
1979	Wayne Gross at Seattle, April 11	1991	Jose Canseco at Minnesota, April 23 Mike Gallego at Seattle, August 15 Scott Brosius at Kansas City, October 2
1980	Rickey Henderson vs. California, April 20 Wayne Gross vs. Detroit, May 3 Dwayne Murphy vs. Detroit, May 3 Dwayne Murphy vs. Kansas City, May 28 Wayne Gross vs. Kansas City, May 28 Jeff Cox at Chicago, July 4 Rickey Henderson vs. Cleveland, July 19	1992	Mike Bordick vs. Kansas City, April 6 Carney Lansford vs. Detroit, July 19
1981	Dave McKay vs. Toronto, September 30	1997	Jose Canseco at Texas, May 22
1982	Davey Lopes at Seattle, April 17 Dave McKay vs. Cleveland, May 8 Rickey Henderson at Chicago, June 8 Rickey Henderson at California, July 26 Jeff Burroughs vs. Boston, August 20	1998	Miguel Tejada vs. Tampa Bay, September 6
1983	Bill Almon vs. Milwaukee, May 24 Mike Heath at Chicago, September 7 Mike Davis vs. Toronto, September 25	2000	Jason Giambi at Los Angeles (NL), June 11 Eric Chavez at Toronto, September 1
		2006	Jay Payton at Baltimore, July 17
		2008	Bobby Crosby at Texas, May 11 Carlos Gonzalez vs. Florida, June 22
		2017	Mark Canha at Los Angeles (AL), August 5
		2018	Mark Canha vs. Toronto, July 31

ATHLETICS CAREER GAMES PLAYED LEADERS

FRANCHISE LEADERS

Catcher

Mickey Cochrane.....	1148
Cy Perkins.....	1095
Terry Steinbach.....	1050
Frank Hayes.....	959
Kurt Suzuki.....	684
Ossee Schreckengost... 597	
Ramon Hernandez.....	591
Mike Heath.....	537
Mike Powers.....	518
Joe Astroth.....	511

First Base

Harry Davis.....	1390
Mark McGwire.....	1251
Jimmie Foxx.....	1020
Stuffy McInnis.....	956
Dick Siebert.....	940
Ferris Fain.....	830
Jason Giambi.....	728
Matt Olson.....	548
Joe Hauser.....	539
Daric Barton.....	534

Second Base

Dick Green.....	1158
Max Bishop.....	1139
Mark Ellis.....	1021
Eddie Collins.....	996
Danny Murphy.....	810
Pete Suder.....	805
Jimmy Dykes.....	676
Jerry Lumpe.....	653
Tony Phillips.....	529
Mike Gallego.....	452

Third Base

Sal Bando.....	1446
Eric Chavez.....	1233
Carney Lansford.....	1096
Frank Baker.....	896
Jimmy Dykes.....	791
Wayne Gross.....	719
Ed Charles.....	695
Lave Cross.....	675
Sammy Hale.....	641
Hank Majeski.....	583

Shortstop

Bert Campaneris.....	1702
Chick Galloway.....	971
Miguel Tejada.....	935
Eddie Joost.....	907
Joe DeMaestri.....	890
Jack Barry.....	877
Marcus Semien.....	769
Mike Bordick.....	715
Monte Cross.....	711
Bobby Crosby.....	582

Outfield

Rickey Henderson.....	1592
Bob Johnson.....	1399
Al Simmons.....	1256
Bing Miller.....	1230
Sam Chapman.....	1230
Reggie Jackson.....	1196
Dwayne Murphy.....	1177
Elmer Valo.....	1168
Topsy Hartsel.....	1110
Rube Oldring.....	1061

Designated Hitter

Dave Kingman.....	428
Chris Davis.....	397
Mitchell Page.....	355
Jack Cust.....	303
Erubiel Durazo.....	292
Harold Baines.....	271
Billy Williams.....	251
Geronimo Berroa.....	234
Dave Parker.....	201
Jose Canseco.....	196

Pitcher

Dennis Eckersley.....	525
Eddie Plank.....	524
Rollie Fingers.....	502
Eddie Rommel.....	500
Paul Lindblad.....	479
Rube Walberg.....	412
Lefty Grove.....	402
Rick Honeycutt.....	387
Chief Bender.....	385
Jim Hunter.....	363

OAKLAND LEADERS

Catcher

Terry Steinbach.....	1050
Kurt Suzuki.....	684
Ramon Hernandez.....	591
Mike Heath.....	537
Gene Tenace.....	446
Jeff Newman.....	438
Dave Duncan.....	423
Jason Kendall.....	368
Jim Essian.....	316
Stephen Vogt.....	315

First Base

Mark McGwire.....	1251
Jason Giambi.....	728
Matt Olson.....	548
Daric Barton.....	534
Scott Hatteberg.....	420
Bruce Bochte.....	387
Gene Tenace.....	385
Dave Revering.....	337
Dan Johnson.....	283
Danny Cater.....	253

Second Base

Mark Ellis.....	1021
Dick Green.....	721
Tony Phillips.....	529
Mike Gallego.....	452
Jed Lowrie.....	449
Brent Gates.....	397
Eric Sogard.....	323
Phil Garner.....	322
Scott Spiezio.....	300
Mike Edwards.....	269

Third Base

Sal Bando.....	1395
Eric Chavez.....	1233
Carney Lansford.....	1096
Wayne Gross.....	719
Matt Chapman.....	571
Scott Brosius.....	398
Josh Donaldson.....	376
Jack Hannahan.....	218
Craig Paquette.....	193
Kevin Kouzmanoff.....	188

Shortstop

Bert Campaneris.....	1272
Miguel Tejada.....	935
Marcus Semien.....	769
Mike Bordick.....	715
Bobby Crosby.....	582
Walt Weiss.....	522
Cliff Pennington.....	466
Alfredo Griffin.....	461
Rob Picciolo.....	452
Mario Guerrero.....	301

Outfield

Rickey Henderson.....	1592
Dwayne Murphy.....	1177
Reggie Jackson.....	1162
Jose Canseco.....	851
Joe Rudi.....	846
Mike Davis.....	695
Tony Armas.....	679
Coco Crisp.....	665
Dave Henderson.....	636
Bill North.....	627

Designated Hitter

Dave Kingman.....	428
Chris Davis.....	397
Mitchell Page.....	355
Jack Cust.....	303
Erubiel Durazo.....	292
Harold Baines.....	271
Billy Williams.....	251
Geronimo Berroa.....	234
Dave Parker.....	201
Jose Canseco.....	196

Pitcher

Dennis Eckersley.....	525
Rollie Fingers.....	502
Paul Lindblad.....	391
Rick Honeycutt.....	387
Buddy Groom.....	301
Jerry Blevins.....	281
Gene Nelson.....	281
Bill Taylor.....	281
Vida Blue.....	273
Jim Hunter.....	266

OAKLAND A'S CONSECUTIVE GAMES PLAYED

594	Miguel Tejada (June 2, 2000-September 28, 2003)
456	Terrence Long (July 13, 2000-June 4, 2003)
347	Alfredo Griffin (April 9, 1985-April 30, 1987)
276	Marcus Semien (June 28, 2018-August 29, 2020)
203	Danny Cater (July 7, 1968-August 24, 1969)

199	Sal Bando (August 27, 1968-April 14, 1970)
198	Tony Armas (July 11, 1980-April 16, 1982)
176	Sal Bando (June 13, 1970-June 27, 1971)
169	Sal Bando (April 6, 1973-April 14, 1974)
169	Gene Tenace (May 25, 1973-May 31, 1974)

ATHLETICS TRIPLE PLAYS

TURNED (21; PHILADELPHIA 12, KANSAS CITY 1, OAKLAND 8)

Date	Opponent	Fielders	Batter
Sept. 22, 1906	at St. Louis	Shean to Nichols to Davis	Bobby Wallace
April 28, 1908	vs. Washington	Davis to Murphy to Nichols	Jim Delahanty
July 30, 1909	vs. Cleveland	Collins to Baker to Davis	George Stovall
May 16, 1913	at Cleveland	Barry to Thomas to Baker to Houck to Barry to Collins to Baker to Oldring	Ivy Olson
July 28, 1914	at Detroit	Walsh to Bush to Collins to McInnis to Schang	Bobby Veach
May 10, 1919	at Boston	Dykes to Galloway to Griffin	Eddie Foster
Aug. 5, 1922	at St. Louis	Galloway to Young to Hauser	George Sisler
Aug. 4, 1923	vs. Detroit	Galloway to Scheer to Hauser	Ty Cobb
Sept. 16, 1926	at St. Louis	Gray to Wambsganns to Poole	George Sisler
Sept. 5, 1927	vs. Washington	Boley to Bishop to Dykes	Ossie Bluege
Sept. 25, 1946	vs. Washington	Richmond to Grimes to Astroth to Richmond to Wallaesa	Cecil Travis
May 8, 1948	vs. Chicago	Suder to Joost to Fain	Taffy Wright
Sept. 4, 1966	vs. Boston	Campaneris to Green to Talton to Roof	Tony Conigliaro
May 7, 1979	at Baltimore	Gross to Klutts to Revering	Gary Roenicke
June 19, 1979	vs. Kansas City	Gross to Edwards to Revering	Al Cowens
June 23, 1979	vs. Texas	Gross to Armas to Chalk to Armas	John Grubb
April 27, 1981	vs. California	Picciolo to Revering	Don Baylor
July 18, 1983	vs. Detroit	Peters to Phillips to Almon to Gross	John Wockenfuss
April 7, 1996	vs. Detroit at Las Vegas	Young to Gates to Giambi to Steinbach	Bobby Higginson
May 29, 2000	at New York	Velarde unassisted	Shane Spencer
August 21, 2012	vs. Minnesota	Donaldson to Rosales to Carter	Trevor Plouffe

GROUNDED INTO (35; PHILADELPHIA 23, KANSAS CITY 3, OAKLAND 9)

Date	Opponent	Batter	Date	Opponent	Batter
June 24, 1902	at Baltimore	Topsy Hartsel	September 20, 1936	vs. Boston	Chubby Dean
May 5, 1903	at New York	Harry Davis	April 26, 1937	at New York	Chubby Dean
August 18, 1903	at St. Louis	Lave Cross	May 11, 1938	vs. St. Louis	Wally Moses
May 19, 1911	at Detroit	Harry Davis	June 11, 1946	vs. Chicago	Irv Hall
July 16, 1911	at St. Louis	Amos Strunk	August 14, 1951	vs. Boston	Hank Majeski
August 11, 1912	at Chicago	Jack Coombs	August 3, 1955	vs. Baltimore	Art Ceccarelli
April 29, 1914	vs. Washington	Jack Barry	May 16, 1957	at New York	Alex Kellner
May 8, 1914	at Washington	Jack Lapp	July 23, 1960	at Washington	Whitey Herzog
July 24, 1915	at Cleveland	Nap Lajoie	June 23, 1968	vs. Washington	Dave Duncan
August 23, 1917	at Detroit	Stuffy McInnis	July 7, 1973	at Baltimore	Gene Tenace
September 5, 1919	vs. Boston	Terry Turner	August 8, 1977	at Texas	Manny Sanguillen
August 25, 1925	at Cleveland	Chick Galloway	August 12, 1986	vs. Seattle	Carney Lansford
June 24, 1926	vs. Washington	Max Bishop	August 8, 1990	vs. Baltimore	Willie Randolph
April 26, 1929	vs. New York	Sammy Hale	May 14, 1994	at Kansas City	Geronimo Berroa
September 21, 1931	vs. Detroit	Jimmie Dykes	April 22, 2010	vs. New York (AL)	Kurt Suzuki
June 19, 1932	at St. Louis	Mule Haas	August 9, 2010	at Seattle	Mark Ellis
July 21, 1934	at Detroit	Charlie Berry	June 20, 2021	at New York (AL)	Sean Murphy
April 27, 1935	vs. New York	Jimmie Foxx			

ATHLETICS BIGGEST COMEBACK

On July 20, 2009, the A's set an Oakland record by overcoming a 10-run deficit to win. Trailing Minnesota 12-2 entering the bottom of the third inning, the A's scored three times in the third, twice in the fourth and seven times in the seventh to win 14-13. The all-time Athletics record is also the Major League record, set by the Philadelphia A's on June 15, 1925 against Cleveland. The A's trailed by 12 runs in that game and scored 13 times in the bottom of the eighth to win 17-15.

OAKLAND ATHLETICS HOMESTANDS AND ROAD TRIPS

BEST HOMESTANDS

W-L	Year	Dates	Opponents
7-0	2021	April 15-21	Detroit 4, Minnesota 3
7-0	2004	Aug. 23-29	Baltimore 4, Tampa Bay 3
7-0	2001	Sept. 3-10	Baltimore 3, Tampa Bay 3, Texas 1
7-0	1992	Sept. 10-16	Seattle 4, Minnesota 3
6-0	2020	Aug. 4-9	Texas 3, Houston 3
6-0	2014	July 3-8	Toronto 4, San Francisco 2
6-0	2012	Sept. 28-Oct. 3	Seattle 3, Texas 3
6-0	2006	June 13-18	Seattle 3, Los Angeles (NL) 3
6-0	2003	Aug. 26-31	Baltimore 3, Tampa Bay 3
6-0	2001	Sept. 21-27	Seattle 3, Anaheim 3
6-0	2001	Aug. 7-12	Boston 3, New York 3
6-0	2001	May 15-20	New York 3, Chicago 3
6-0	1970	Sept. 1-6	Chicago 3, Kansas City 3
11-1	2004	June 1-13	Chicago 2, Toronto 4, Cincinnati 3, Pittsburgh 3
9-1	1976	Aug. 6-15	California 4, Milwaukee 3, Boston 3

WORST HOMESTANDS

W-L	Year	Dates	Opponents
1-9	1979	July 6-15	New York 4, Baltimore 3, Boston 3
1-8	2001	April 6-15	Anaheim 3, Seattle 3, Texas 3
1-8	1993	Aug. 27-Sept. 5	Detroit 3, Toronto 3, Baltimore 3
1-8	1982	June 15-23	Chicago 3, Toronto 3, Kansas City 3
1-7	1978	Aug. 15-23	New York 2, Boston 3, Baltimore 3
1-6	2021	April 1-7	Houston 4, Los Angeles (NL) 3
1-6	1994	April 27-May 4	Boston 2, New York 3, Baltimore 2
2-10	1977	July 26-Aug. 7	California 3, New York 3, Baltimore 2, Boston 4
1-5*	2016	Sept. 19-25	Houston 3, Texas 3

*13 times total; homestand listed is most recent

All homestand and road trip records based on a minimum of six games.

BEST ROAD TRIPS

W-L	Year	Dates	Opponents
10-0	2002	Aug. 19-28	Cleveland 4, Detroit 3, Kansas City 3
8-0	1981	April 9-16	Minnesota 4, California 4
6-0	2013	April 5-11	Houston 3, Los Angeles 3
10-1	1988	April 21-May 3	Chicago 4, Toronto 3, Cleveland 2, Detroit 2
10-1	1971	April 12-22	Milwaukee 2, Minnesota 2, Chicago 4, California 3
8-1	1990	Sept. 3-12	Boston 3, New York 3, Seattle 3
6-1*	2019	Sept. 9-15	Houston 4, Texas 3

*10 times total; road trip listed is most recent

WORST ROAD TRIPS

W-L	Year	Dates	Opponents
0-9	1995	Sept. 22-Oct. 1	Seattle 3, Texas 2, California 4
0-8	1994	April 19-26	Boston 3, New York 3, Baltimore 2
0-8	1976	May 17-23	Minnesota 2, Kansas City 2, Chicago 4
0-7	2015	Aug. 11-17	Toronto 3, Baltimore 4
0-7	1998	July 21-27	Baltimore 3, Tampa Bay 4
0-7	1986	June 5-11	Chicago 4, Cleveland 3
0-7	1979	June 11-17	Detroit 2, Cleveland 2, Toronto 3
0-6	2017	Aug. 28-Sept. 3	Los Angeles (AL) 3, Seattle 3
0-6	1999	May 18-23	Kansas City 3, Minnesota 3
0-6	1998	April 10-15	New York 3, Boston 3
0-6	1995	July 14-18	Cleveland 4, Milwaukee 2
1-9	2011	June 3-12	Boston 3, Baltimore 3, Chicago 4
1-9	2008	August 1-10	Boston 3, Toronto 4, Detroit 3
1-9	1981	May 12-21	New York 3, Milwaukee 3, Baltimore 2, Boston 2

LONGEST GAMES IN OAKLAND HISTORY

Innings	Opponent	Date	Score
21	at Washington	June 4, 1971	W, 5-3
20	California	July 9, 1971	W, 1-0
19	Chicago	Aug. 10-11, 1972	W, 5-3
19	Los Angeles (AL)	April 29, 2013	W, 10-8
18	Baltimore	Aug. 24, 1969	W, 9-8
18	Minnesota	Sept. 6, 1969	L, 6-8
18	at Minnesota	August 8, 2004	W, 6-5
18	New York (AL)	June 13, 2013	W, 3-2
17	Milwaukee	May 23, 1983	W, 5-4

Innings	Opponent	Date	Score
17	Los Angeles (NL)	June 17, 2006	W, 5-4
16	California	Apr. 8, 1982	L, 6-8
16	Seattle (1)	Apr. 11, 1982	L, 3-6
16	Minnesota	Apr. 20, 1982	W, 4-3
16	Chicago	June 10, 1983	W, 2-1
16	at Toronto	July 3, 1988	W, 9-8
16	at Cleveland	July 4, 1988	W, 4-2
16	at New York (AL)	August 9, 2002	W, 3-2
16	at Cleveland	August 31, 2011	L, 3-4

GAME TIMES

LONGEST GAMES IN ATHLETICS HISTORY

Time	Opponent	W-L	Date
6:32	Los Angeles-AL (19)	W, 10-8	April 29, 2013
6:00	at New York-AL (16)	W, 3-2	Aug. 9, 2002
5:48	Chicago-AL (14)	W, 12-11	April 18, 2018
5:43	at New York-AL (14)	L, 9-10	Sept. 22, 2012
5:40	at Detroit (19) (G#2)	W, 6-5	June 17, 1967
5:35	New York-AL (18)	W, 3-2	June 13, 2013

Time	Opponent	W-L	Date
5:31	California (16)	L, 8-6	Apr. 8, 1982
5:31	Chicago (19) *	W, 5-3	Aug. 10, 1972
5:19	Texas (15)	L, 4-16	July 3, 1983
5:19	at Washington (21)	W, 5-3	June 4, 1971

*Suspended game; completed on August 11, 1972.

LONGEST NINE-INNING GAMES IN ATHLETICS HISTORY

Time	Opponent	W-L	Date
4:31	at New York (AL)	L, 9-22	Aug. 25, 2011
4:15	San Francisco	L, 8-9	June 23, 2012
4:15	at Tampa Bay	W, 13-9	May 31, 2002
4:13	at Los Angeles (AL)	L, 9-10	June 5, 2019
4:12	at Los Angeles (AL)	W, 11-10	August 6, 2017

Time	Opponent	W-L	Date
4:09	at Texas	W, 9-8	Sept. 13, 2013
4:09	Detroit	W, 12-7	Apr. 7, 1993
4:08	at Texas	L, 9-12	Sept. 9, 2007
4:06	at Houston	W, 12-5	April 25, 2014
4:06	at New York (AL)	L, 17-13	Apr. 10, 1998

QUICKEST NINE-INNING GAMES IN OAKLAND HISTORY

Time	Opponent	W-L	Date
1:35	Kansas City	W, 2-1	Sept. 28, 1971
1:37	New York	L, 3-0	May 10, 1975
1:39	Texas	W, 4-1	May 22, 1973
1:39	Boston	W, 3-2	Aug. 8, 1975
1:42	at New York	W, 6-0	May 31, 1973

Time	Opponent	W-L	Date
1:43	Cleveland	W, 3-1	May 3, 1974
1:43	at Texas (1)	W, 1-0	Sept. 15, 1978
1:43	at Minnesota	L, 1-0	Aug. 12, 1979
1:44	Detroit	W, 4-0	June 8, 1975
1:44	Texas	W, 1-0	July 30, 1975

Note: The last time the A's played a nine-inning game in under 2:00 was on July 8, 2008 vs. Seattle in Oakland (1:49).

QUICKEST NINE-INNING GAMES IN OAKLAND A'S AND KANSAS CITY A'S HISTORY

Time	Opponent	W-L	Date
1:32	at Baltimore (G#1)	L, 0-3	Sept. 26, 1962
1:32	at Chicago	L, 0-1	Aug. 11, 1961
1:35	Kansas City	W, 2-1	Sept. 28, 1971
1:36	at New York	L, 0-4	Sept. 9, 1959
1:37	New York	L, 3-0	May 10, 1975

Time	Opponent	W-L	Date
1:39	Texas	W, 4-1	May 22, 1973
1:39	Boston	W, 3-2	Aug. 8, 1975
1:39	at Washington	W, 1-0	Aug. 22, 1958
1:39	at Chicago	W, 1-0	May 20, 1955
1:40	Cleveland	L, 1-2	Sept. 29, 1963

OAKLAND ATHLETICS DOUBLEHEADERS

Team	Home	Road	Totals	Last Doubleheader	Result
	W-L-S	W-L-S	W-L-S		
Baltimore	5-1-0	3-3-6	8-4-6	September 23, 1999 at Baltimore	W, 9-6; L, 4-12
Boston	1-1-2	0-1-1	1-2-3	August 20, 1997 at Oakland	L, 5-7; L, 4-5 (13)
Chicago	6-6-4	5-6-6	11-12-10	June 22, 2018 at Chicago	W, 11-2; L, 4-6
Cleveland	2-0-5	4-5-6	6-5-11	September 14, 1996 at Cleveland	L, 2-9; L, 8-9
Detroit	3-0-3	1-1-5	4-1-8	August 22, 1998 at Oakland	W, 7-2; W, 7-1
Houston	1-0-1	0-1-0	1-1-1	September 8, 2020 at Oakland	W, 4-2 (7); L, 4-5 (7)
Kansas City	4-1-7	3-5-4	7-6-11	September 4, 2008 at Kansas City	L, 4-5 (10); L, 6-9
Los Angeles (AL)	4-0-7	1-1-2	5-1-9	July 16, 2011 at Oakland	L, 2-4; W, 4-3 (10)
Milwaukee	2-0-4	3-1-4	5-1-8	August 10, 1997 at Oakland	W, 4-3; L, 5-9
Minnesota	5-4-3	3-10-10	8-14-13	April 20, 2021 at Oakland	W, 7-0 (7); W, 1-0 (7)
New York	0-3-1	2-0-7	2-3-8	August 4, 1998 at Oakland	L, 4-10; L, 5-10
Philadelphia	0-0-0	0-1-0	0-1-0	June 8, 2003 at Philadelphia	L, 1-7; L, 3-8
Seattle	2-1-5	0-0-1	2-1-6	September 26, 2020 at Oakland	L, 1-5 (8); L, 3-12 (7)
Tampa Bay	0-0-0	0-0-1	0-0-1	June 10, 2017 at Tampa Bay	L, 5-6 (10); W, 7-2
Texas	2-3-9	2-3-6	4-6-15	September 12, 2020 at Texas	L, 2-5 (7); W, 10-1 (7)
Toronto	1-0-2	1-1-1	2-1-3	July 8, 1995 at Oakland	L, 6-9; W, 6-3
Totals	38-20-53	28-39-60	66-59-113		

ATHLETICS AT THE ALL-STAR BREAK

Year	Record	Pos.	GB/GA	Leader	Year	Record	Pos.	GB/GA	Leader
1933	37-3=6	3	-10½	Washington	1980	36-45	4	-11½	Kansas City
1934	30-45	7	-17	New York	1981	37-23*	1	+1½	Oakland
1935	29-39	6	-14½	New York	1982	38-50	6	-12	California
1936	24-48	t7	-26	New York	1983	37-43	5	-8	Texas
1937	20-44	8	-23	New York	1984	43-45	4	-3	Chicago
1938	27-38	7	-13½	Cleveland	1985	46-41	2	-6	California
1939	28-46	7	-24½	New York	1986	34-56	7	-15½	California
1940	29-43	7	-15½	Detroit	1987	46-41	t2	-2	Minnesota
1941	34-40	6	-14	New York	1988	54-34	1	+5½	Oakland
1942	33-51	7	-21	New York	1989	52-36	2	-1½	California
1943	34-44	8	-11½	New York	1990	51-31	1	+1	Oakland
1944	35-42	8	-9	St. Louis	1991	44-38	5	-2½	Texas
1945	—	—	—	—	1992	51-36	2	-2	Minnesota
1946	22-51	8	-30	Boston	1993	38-46	6	-6	Chicago
1947	36-36	4	-10½	New York	1994	39-48	2	-3	Texas
1948	48-32	2	-½	Cleveland	1995	36-35	3	-4	California/Texas
1949	44-35	3	-7	New York	1996	43-45	t3	-8½	Texas
1950	27-49	t7	-22½	Detroit	1997	37-52	4	-13	Seattle
1951	29-48	7	-19½	Chicago	1998	41-45	3	-8	Anaheim
1952	31-37	6	-11	New York	1999	43-44	2	-5	Texas
1953	34-51	6	-23½	New York	2000	48-38	3	-3	Seattle
1954	30-49	7	-24	Cleveland	2001	44-43	2	-19	Seattle
1955	39-46	6	-18	New York	2002	50-38	3	-5	Seattle
1956	31-50	7	-22½	New York	2003	54-39	2	-4	Seattle
1957	29-47	7	-21½	New York	2004	47-39	2	-2	Texas
1958	38-37	t2	-11	New York	2005	44-43	3	-7½	Los Angeles
1959	33-43	7	-11	Cleveland	2006	45-43	t1	—	Oakland/Texas
1960	29-48	8	-17	New York	2007	44-44	3	-9	Los Angeles
1961	31-52	10	-23	Detroit	2008	51-44	2	-6	Los Angeles
1962	40-45	9	-9	New York	2009	37-49	4	-12	Los Angeles
1963	36-46	8	-14½	New York	2010	43-46	3	-7½	Texas
1964	31-47	9	-18	Baltimore	2011	39-53	4	-12	Texas
1965	23-54	10	-27½	Minnesota	2012	43-43	3	-9	Texas
1966	39-46	6	-19	Baltimore	2013	56-39	1	+2	Oakland
1967	35-49	10	-14	Chicago	2014	59-36	1	+1½	Oakland
1968	39-43	6	-15½	Detroit	2015	41-50	5	-8½	Los Angeles
1969	53-39	2	-4	Minnesota	2016	38-51	4	-15½	Texas
1970	47-40	3	-9½	Minnesota	2017	39-50	5	-21	Houston
1971	56-31	1	+11½	Oakland	2018	55-42	3	-8	Houston
1972	56-35	1	+6½	Oakland	2019	51-41	2	-7	Houston
1973	56-42	1	+2½	Oakland	2020	—	—	—	—
1974	55-41	1	+5	Oakland	2021	52-40	2	-3½	Houston
1975	55-32	1	+8½	Oakland					
1976	44-41	3	-8½	Kansas City					
1977	39-51	6	-15	Chicago					
1978	43-44	4	-3½	California					
1979	25-69	7	-30½	California					

* Strike Break

Note: In seasons with more than one All-Star Game, record is before first game

OAKLAND ATHLETICS DAY/NIGHT DOUBLEHEADERS

Date	Opponent	Site	Day Game	Night Game
August 10, 1971	Boston	Fenway Park	W, 6-5	W, 7-5
July 22, 1972	Boston	Fenway Park	W, 5-3	L, 0-3
July 17, 2000	Colorado	Coors Field	W, 11-10	L, 9-10 (10 inn.)
September 20, 2000	Baltimore	Camden Yards	L, 0-2	W, 4-0
August 27, 2011	Boston	Fenway Park	L, 3-9	L, 0-4
April 2, 2014	Cleveland	O.co Coliseum	W, 6-1	L, 4-6
May 7, 2016	Baltimore	Camden Yards	W, 8-4	L, 2-5
June 8, 2019	Texas	Globe Life Park	L, 5-10	L, 1-3

HIGH SCORING GAMES IN OAKLAND HISTORY

ATHLETICS

Score	Opponent	Date
23-2	Texas	Sept. 30, 2000
21-7	at Houston	Sept. 10, 2019
21-3	Los Angeles (AL)	Sept. 20, 2018
21-3	at Kansas City	June 18, 2000
21-7	at Boston	June 14, 1969
20-2	Boston	Aug. 31, 2012
19-4	at Kansas City	Aug. 26, 2019
19-5	Texas	Sept. 29, 1991
19-5	at New York	Aug. 29, 1989
19-3	at Milwaukee	May 15, 1985
18-3	at Minnesota	Sept. 11, 2013
18-2	at California	June 27, 1996

OPPONENTS

Score	Opponent	Date
22-9	at New York	Aug. 25, 2011
20-4	at Detroit	Apr. 13, 1993
20-6	Cleveland	May 4, 1991
20-11	at Minnesota	Apr. 27, 1980
18-2	at Baltimore	Aug. 16, 2015
18-3	at Colorado	July 18, 2000
18-2	San Francisco	June 4, 2000
18-2	New York	Aug. 26, 1997
18-5	Baltimore	Aug. 15, 1996
18-11	at Toronto	July 29, 1995

BIGGEST COMEBACKS AND BLOWN LEADS

BIGGEST COME-FROM-BEHIND VICTORIES IN OAKLAND HISTORY

Deficit	Score	Inn.	Opponent	Date	Final Score
10	2-12	B3	Minnesota	July 20, 2009	14-13
8	0-8	B2	Kansas City	June 18, 1993	10-9
8	0-8	T3	at Toronto	August 21, 2006	12-10
8	2-10	T7	at Texas	July 24, 2018	13-10 (10)
7	1-8	T6	at Chicago	May 22, 1970	9-8
7	0-7	B5	Minnesota	Sept. 28, 1972	8-7
7	0-7	T3	at California	July 30, 1983 (1)	13-8
7	1-8	T6	at Chicago	May 21, 1993	12-11
7	0-7	B3	Boston	May 3, 1999	12-11 (10)
7	1-8	B3	Baltimore	June 19, 2000	13-12 (10)
7	0-7	B5	Detroit	Sept. 2, 2007	8-7 (10)
7	2-9	T5	at Los Angeles (AL)	Sept. 26, 2009	15-10

Notes: The all-time Athletics franchise record for biggest come-from-behind victory is also the Major League record, set by the Philadelphia A's on June 15, 1925 against Cleveland...the A's trailed by 12 runs in that game but scored 13 runs in the bottom of the eighth inning to win, 17-15...twice in Oakland history the A's have erased leads of eight or more runs, only to eventually lose the game...in the second game of a doubleheader at Toronto on Sept. 15, 1982, the A's trailed the Blue Jays 11-2 after six innings, but came back to tie the game at 11 before the Blue Jays scored one run in the bottom of the ninth for the 12-11 victory...on April 14, 2001, the A's trailed the Texas Rangers, 8-0 heading into the bottom of the fourth inning and tied the game at eight before the Rangers scored one in the top of the ninth for the 9-8 victory.

LARGEST LEADS SURRENDERED IN OAKLAND LOSSES

Lead	Score	Inn.	Opponent	Date	Final Score
8	15-7	B7	at Texas	May 5, 2000	16-17
7	7-0	T5	Kansas City	Sept. 6, 1978	8-11 (12)
7	7-0	B6	at Texas	May 25, 2006	7-8
6*	6-0	B3	at Kansas City	Sept. 14, 2021	7-10

*18 times total; game listed is most recent

Notes: The A's blew an 11-0 lead to Kansas City on Sept. 4, 2002, but won the game 12-11 on a pinch hit, game-ending home run by Scott Hatteberg in the bottom of the ninth inning...the win gave the A's their American League-record 20th consecutive victory...three other times in Oakland history the A's have blown seven-run leads only to win the game...the last time was on April 24, 1997 vs. Minnesota, when the A's led 8-1 after four innings and fell behind 11-8 before tying the game in the bottom of the ninth...the A's eventually won in 11 innings, 12-11...the Athletics franchise record was set on June 17, 1936 when the Philadelphia A's led the St. Louis Browns 13-2 entering the bottom of the sixth inning...the Browns scored once in the bottom of the sixth, three times in the seventh, seven times in the eighth and once in the ninth for a 14-13 win.

THE LAST TIME IT HAPPENED

OAKLAND PITCHING – TEAM

No-Hitter: vs. Cincinnati, May 7, 2019 (Fiers)

One-Hitter: at Baltimore, September 12, 2018 (Hendriks, Mengden, Dull, Wendelken, Brooks)

Two-Hitter: vs. Houston, September 24, 2021 (Montas, Petit, Acevedo)

Back-to-Back Complete Games: at Chicago, July 31, 2010 (Braden) and Aug. 1 (Gonzalez); vs. Kansas City, Aug. 2 (Cahill)

Four Straight Complete Games: April 24-28, 1982 (at California; at California; at Baltimore DH)

Back-to-Back Shutouts: at Los Angeles (AL), July 29-30, 2021 (4-0, 2-0)

Back-to-Back Complete Game Shutouts: vs. Tampa Bay, Sept. 9 (Hudson) and Sept. 10 (Zito), 2000

Back-to-Back 10 Strikeout Games by Individuals: at Seattle, July 22 (Manaea, 13) and 23 (Montas, 10), 2021

OAKLAND PITCHING – INDIVIDUAL

No-Hitter: Mike Fiers vs. Cincinnati, May 7, 2019

One-Hitter: Cory Lidle at Cleveland, August 21, 2002

Two-Hitter: Chris Bassitt vs. Los Angeles (AL), May 27, 2021

10 or More Strikeouts: Frankie Montas (10) at Los Angeles (AL), July 29, 2021

11 or More Strikeouts: Sean Manaea (13) at Seattle, July 22, 2021

14 or More Strikeouts: Todd Stottlemyre (15) vs. Kansas City, June 16, 1995

Back-to-Back Games, 10 or More Strikeouts: 2, Frankie Montas at Seattle, July 23 (10) and at Los Angeles (AL), July 29 (10), 2021

Four Strikeouts in One Inning: Ryan Dull vs. Chicago (AL), April 17, 2018 (8th)

Complete Game, ML Debut: Mike Morgan vs. Baltimore, June 11, 1978

Complete Game Shutout, ML Debut: Mike Norris vs. Chicago, Apr. 10, 1975

Back-to-Back Complete Games: Brandon McCarthy at Cleveland, August 29, 2011; vs. Seattle, September 3, 2011

Three Straight Complete Games: Mark Mulder vs. Minnesota, May 9; at Kansas City, May 15; vs. Kansas City, May 21, 2004

Back-to-Back Shutouts: Mark Mulder at Arizona, July 6, 2001; vs. Los Angeles, July 12, 2001

More Than 9 Innings Pitched: Todd Stottlemyre (10.0) vs. Kansas City, June 16, 1995

Position Player Pitched: Mitch Moreland at Chicago (AL), August 17, 2021

Home Run by Pitcher: John "Blue Moon" Odum vs. California, Sept. 4, 1972 (G#1)

(Note: Ken Holtzman homered in Game 4 of the 1974 World Series, October 16, 1974)

OAKLAND HITTING – TEAM

Three Straight Home Runs: vs. Texas, April 15, 2006 (Chavez, Thomas, Bradley)

Three Home Runs, Inning: at San Francisco, August 16, 2020 (Pinder, Piscotty, Semien)

Four Home Runs, Inning: vs. Chicago (B3), Apr. 27, 2002 (Hatteberg, Long, Pena, Menechino)

Five or More Home Runs, Game: 5, at Texas, August 14, 2021 (Chapman 2, Brown, Moreland, Olson)

Six or More Home Runs, Game: 6, at Houston, September 10, 2019 (Murphy 2, Olson 2, Davis, Semien)

Seven or More Home Runs, Game: 8 at California, June 27, 1996 (Berroa, Brosius 2, Giambi, Herrera, McGwire, Steinbach, Young)

Two Grand Slams, Game: at Seattle, September 10, 2007 (Suzuki and Johnson)

Home Runs by First Two Batters of Game: Terrence Long and Randy Velarde vs. Kansas City, May 16, 2000

10 or More Plate Appearances, Inning: 10 at Cleveland, August 12, 2021 (5th)

11 or More Plate Appearances, Inning: 12 vs. Texas, August 7, 2021 (3rd)

13 or More Plate Appearances, Inning: 13 at Texas, September 12, 2020 (2nd)

14 or More Plate Appearances, Inning: 14 at Seattle, August 3, 2020 (5th)

15 or More Plate Appearances, Inning: 15 at Baltimore, September 12, 2018 (3rd)

16 or More Plate Appearances, Inning: 18 vs. California, July 5, 1996 (1st)

10 or More Runs, Inning: vs. Baltimore, June 18, 2019 (10 in b-6th)

20 or More Hits, Game: at Houston, September 10, 2019 (25)

Back-to-Back Games of 10 or More Runs: at Baltimore, April 9-10, 2019 (13-2, 10-3)

Three Straight Games of 10 or More Runs: vs. Houston, September 9-10, 2017 (11-1, 11-4, 10-2)

Four or More Stolen Bases, Game: vs. San Diego, August 3, 2021 (4)

Five or More Stolen Bases, Game: vs. Chicago (AL), July 5, 2017 (6)

Seven or More Stolen Bases, Game: at Tampa Bay, August 6, 2011 (7)

Three or More Stolen Bases, Inning: vs. San Francisco, August 21, 2021 (3 in 1st)

Four or More Stolen Bases, Inning: vs. Seattle, September 8, 2010 (4 in 6th)

No Strikeouts, Game: at Detroit, July 1, 2014

OAKLAND HITTING – INDIVIDUAL

Lead-Off Home Run: Mark Canha vs. Houston, May 20, 2021

Inside-the-Park Home Run: Nick Swisher at New York, June 11, 2006

(Note: Mark Kotsay had an ITPHR at Minnesota in Game 2 of the ALDS, October 4, 2006)

Pinch-Hit Home Run: Khris Davis at Houston, October 3, 2021

Pinch Hit Grand Slam: Chad Pinder vs. Houston, September 24, 2021

Pinch Hit Game Ending Home Run: Chris Carter vs. Seattle, July 6, 2012

Walk Off Home Run: Starling Marte vs. Texas, August 6, 2021
Walk Off Grand Slam: Stephen Piscotty vs. Texas, August 4, 2020
Inside-the-Park Grand Slam: Jim Essian vs. Toronto, June 10, 1979
Inside-the-Park Walk Off Home Run: Reggie Jackson vs. Boston, August 22, 1971
Two Home Runs, Game: Seth Brown at Houston, October 3, 2021
Three Home Runs, Game: Khris Davis vs. Texas, May 17, 2016
Back-to-Back Multi-Homer Games: Matt Chapman at San Francisco, August 14, 2019 and vs. Houston, August 15, 2019
Two Players, Multi-HR, Same Game: Sean Murphy and Matt Olson at Houston, September 10, 2019
Two Home Runs, Same Inning: Mark McGwire at Seattle (T5), Sept. 22, 1996
Home Runs From Both Sides of the Plate: Coco Crisp at New York (AL), August 24, 2011
Home Run First Major League At Bat: Terry Steinbach at Cleveland, Sept. 12, 1986
Home Run, First Major League Hit: Sean Murphy vs. Los Angeles (AL), Sept. 4, 2019
Hit First Major League At Bat: Seth Brown at Kansas City, August 26, 2019
Five Hits, Game: Josh Donaldson at Chicago (AL), September 9, 2014
Two Hits, Same Inning: Matt Olson vs. Los Angeles (AL), June 16, 2021 (6th)
Five or More RBI, Same Inning: Mark McGwire at Seattle, September 22, 1996 (5th)
Three Steals, Game: Starling Marte at Los Angeles (AL), August 1, 2021
Four Steals, Game: Rajai Davis vs. Chicago (AL), July 5, 2017
Five Steals, Game: Rickey Henderson vs. Seattle, July 29, 1989
Steal of Home: Mark Canha vs. Toronto, July 31, 2018
Hitting for the Cycle: Mark Ellis vs. Boston, June 4, 2007
Two Strikeouts, Inning: Ramón Laureano at Texas, August 25, 2020 (7th)
Hitless Streak, 20 or more at bats: 24, Seth Brown, May 26-June 6, 2021
Hitless Streak, 25 or more at bats: 25, Trevor Plouffe, May 27-June 5, 2017
Hitless Streak, 26 or more at bats: 28, Stephen Vogt, July 23-August 3, 2015
Hitless Streak, 29 or more at bats (single season): 33, Josh Donaldson, June 6-15, 2014
Hitless Streak, 34 or more at bats (single season): 34, Adam Rosales, June 30-September 26, 2011

OAKLAND FIELDING

Four or More Errors, Game: 4, vs. Tampa Bay, May 30, 2018
Five or More Errors, Game: 5, vs. Seattle, April 1, 2011
Six or More Errors, Game: 7 vs. Cleveland, June 7, 1987
Three Errors by Team, Inning: at Houston, April 29, 2018
Triple Play: vs. Minnesota, August 21, 2012 (Josh Donaldson to Adam Rosales to Chris Carter)
Turned Four or More DPs, Game: 5 vs. Seattle, May 24, 2018

OAKLAND MISCELLANEOUS – TEAM

Four-Game Series, Sweep: vs. Detroit, April 15-18, 2021
Four-Game Series, Swept: at Seattle, September 20-23, 2021
Tie Game: vs. Detroit, May 24, 1968 (2-2)
Three Consecutive Extra Inning Games: at Chicago, April 11-13, 2011 (10, 10, 10)
Rain Shortened Game: at Detroit, August 27, 2013
Game Postponed: vs. Minnesota, April 19, 2021
Game Cancelled: at Baltimore, September 6, 2008
Game Suspended: at Detroit, May 19, 2019 (completed at Oakland, September 6)
Played a Game Under 2:00 (nine innings or more): 1:49, July 8, 2008 vs. Seattle
Doubleheader: vs. Minnesota, April 20, 2021
Scheduled Doubleheader: at Tampa Bay, June 10, 2017
Day-Night Doubleheader: at Texas, June 8, 2019
Doubleheader, Sweep: vs. Minnesota, April 20, 2021 (7-0, 1-0)
Doubleheader, Swept: vs. Seattle, September 26, 2020 (1-5 in 8 inn., 3-12 in 7 inn)
Player Ejection: Ramón Laureano at Boston, May 12, 2021
Manager Ejection: Bob Melvin vs. Seattle, September 22, 2021
Coach Ejection: Ryan Christenson vs. Seattle, September 22, 2021

The Oakland Athletics logo, featuring a stylized 'A's' in yellow with a green outline, set against a green background.

In 2022, the A's celebrate the 50th anniversary of the 1972 World Championship and the 20th anniversary of the 2002 20-game winning streak.



HISTORY

ATHLETICS HISTORY

From its beginnings in Philadelphia to its current version in Oakland, the Athletics franchise has been one of the most storied in Major League history. The A's have won nine World Championships, 15 Pennants and 17 Division Titles in 121 years in the American League. Only the New York Yankees (27) and St. Louis Cardinals (11) have won more World Series and only the Yankees (40) have more American League Pennants.

The A's were one of the eight original AL franchises when the league was born in 1901. Connie Mack was named manager of the Philadelphia entry and would guide the A's for 50 years, winning five World Championships and 3,582 games. The Hall of Famer was also an owner of the club for all 54 years in Philadelphia.

Under Mack's leadership, the A's would win six of the first 14 AL Pennants, including World Series titles in 1910, 11 and 13. The first dynasty featured the "\$100,000 infield" of Stuffy McInnis, Eddie Collins, Jack Barry and Frank "Home Run" Baker as well as Hall of Fame pitchers Chief Bender, Eddie Plank and Rube Waddell. Waddell led the AL in strikeouts each year from 1902-07 and Baker earned the "Home Run" nickname by topping the AL in round trippers from 1911-14, with 11, 10, 12 and nine.

The A's won 99 games in 1914 but dropped off to 43 wins in 1915 as the club sold off many of its star players, a pattern that would continue throughout the history of the franchise. The A's had seven straight last place finishes through 1921, but a second dynasty was on the horizon.

Mack again began to assemble Hall of Fame talent in the mid-20's, putting together one of the most feared batting orders in baseball history with catcher Mickey Cochrane, first baseman Jimmie Foxx and outfielder Al Simmons. Add in another Hall of Famer on the mound in Lefty Grove and the A's would win 100 games in three straight seasons, including back-to-back World Championships in 1929 and 30.

The A's won their ninth AL Pennant with a 107-win season in 1931 as Grove won AL Most Valuable Player honors. Foxx won back-to-back MVPs in 1932 and 1933, setting franchise records for home runs (58) and RBI (169) in 1932. However, economics again led Mack to sell or trade his best players. The club would post 13 consecutive losing seasons from 1934-46 and would finish no higher than fourth place in the final 21 years in Philadelphia.

Connie Mack managed his final season in 1950 at the age of 87 and the Mack family sold the club to Arnold Johnson, who moved the A's to Kansas City in 1955.

The A's finished in sixth place in their first season in Kansas City, but that would be their highest finish in the midwest, which featured 13 losing seasons. The club again began to develop talent, but most, including the likes of Roger Maris and 1952 AL MVP Bobby Shantz, would end up being traded to the Yankees. Following the death of Johnson in 1960, the A's were sold to Charlie Finley.

Finley began assembling another talented group of A's players, signing Jim "Catfish" Hunter, Rollie Fingers, Bert Campaneris and Joe Rudi and drafting Reggie Jackson, Sal Bando and Vida Blue. While most of these players had limited time with the Kansas City A's, they would form the nucleus of the next A's dynasty.

The A's moved to Oakland in 1968 and won 82 games that year for their first winning season in 16 years. After back-to-back second place finishes in 1969 and '70, the A's won five straight American League West titles from 1971-75. Anchored by Hall of Famers Hunter, Fingers and Jackson, the A's won three straight World Championships from 1972-74.

Although the A's won 98 games in 1975, the third Athletics dynasty was already coming to an end with the departure of Hunter via free agency prior to the season. The rest of the players would be traded in the next two years and the A's reached a low in Oakland with a 108-loss season in 1979. However, that year saw the debut of the next A's superstar, Rickey Henderson.

Billy Martin was hired to manage the A's in 1980 and Henderson flourished under Martin, stealing 100 bases that year and a record 130 in 1982. Finley sold the A's to Haas Family following the 1980 season and Billy Ball, featuring Henderson on the bases and starting pitchers going the distance, was born. The A's won the West in the strike-shortened 1981 season but would face a seven-year drought before returning to the postseason.

The turnaround began in 1986 with the hiring of Tony La Russa as manager and the signing of Dave Stewart as a free agent. A trade for future Hall of Famer Dennis Eckersley in 1987 led to the emergence of the modern day closer, and three straight rookies of the year in Jose Canseco (1986), Mark McGwire (1987) and Walt Weiss (1988) gave the A's the ingredients for a run of four AL West Championships in five years from 1988-92.

Oakland made three straight World Series appearances from 1988-90, including a sweep of the cross-bay rival San Francisco Giants in 1989 that was buoyed by the return of Henderson to Oakland. Two years later on May 1, 1991, Henderson would break Lou Brock's Major League stolen base record with his 939th steal.

The A's had MVPs in 1988 (Canseco), 1990 (Henderson) and 1992 (Eckersley) and Cy Youngs in Bob Welch (1990) and Eckersley (1992), but this time it was age that ended the A's run.

The Moneyball teams of the early 2000's featuring the Big Three of Tim Hudson, Mark Mulder and 2002 Cy Young winner Barry Zito, and the offensive power of 2000 MVP Jason Giambi, 2002 MVP Miguel Tejada and Gold Glove Eric Chavez, made four straight postseason appearances from 2000-03 and another in 2006. The 2002 club set a then-AL record with a 20-game winning streak, capped off by a Scott Hatteberg pinch hit home run.

Bob Melvin was hired as manager in 2011 and under his guidance, the A's made six postseason appearances over a nine-year span from 2012-20. The run began with two AL West titles and a Wild Card from 2012-14 and two Wild Cards and an AL West title from 2018-20. In between, the A's completely rebuilt, with only Brett Anderson and Jed Lowrie playing in each three-year stretch.

NOTABLE PERFORMANCES & AWARD WINNERS

WORLD CHAMPIONSHIPS (9)

Year	Record	Opponent
1910	102-48	Chicago
1911	101-50	New York
1913	96-57	New York
1929	104-46	Chicago
1930	102-52	St. Louis
1972	93-62	Cincinnati
1973	94-68	New York
1974	90-72	Los Angeles
1989	99-63	San Francisco

AMERICAN LEAGUE PENNANTS (15)

Year	Record	Manager
1902	83-53	Connie Mack
1905	92-56	Connie Mack
1910	102-48	Connie Mack
1911	101-50	Connie Mack
1913	96-57	Connie Mack
1914	99-53	Connie Mack
1929	104-46	Connie Mack
1930	102-52	Connie Mack
1931	107-45	Connie Mack
1972	93-62	Dick Williams
1973	94-68	Dick Williams
1974	90-72	Alvin Dark
1988	104-58	Tony La Russa
1989	99-63	Tony La Russa
1990	103-59	Tony La Russa

AMERICAN LEAGUE WEST DIVISION TITLES (17)

Year	Record	Manager
1971	101-60	Dick Williams
1972	93-62	Dick Williams
1973	94-68	Dick Williams
1974	90-72	Alvin Dark
1975	98-64	Alvin Dark
1981	64-45	Billy Martin
1988	104-58	Tony La Russa
1989	99-63	Tony La Russa
1990	103-59	Tony La Russa
1992	96-66	Tony La Russa
2000	91-70	Art Howe
2002	103-59	Art Howe
2003	96-66	Ken Macha
2006	93-69	Ken Macha
2012	94-68	Bob Melvin
2013	96-66	Bob Melvin
2020	36-24	Bob Melvin

AMERICAN LEAGUE WILD CARDS (4)

Year	Record	Manager
2001	102-60	Art Howe
2014	88-74	Bob Melvin
2018	97-65	Bob Melvin
2019	97-65	Bob Melvin

AMERICAN LEAGUE

MOST VALUABLE PLAYERS (11)

Lefty Grove	1931
Jimmie Foxx	1932
Jimmie Foxx	1933
Bobby Shantz	1952
Vida Blue	1971
Reggie Jackson	1973
Jose Canseco	1988
Rickey Henderson	1990
Dennis Eckersley	1992
Jason Giambi	2000
Miguel Tejada	2002

AMERICAN LEAGUE CY YOUNG AWARDS (5)

Vida Blue	1971
Jim Hunter	1974
Bob Welch	1990
Dennis Eckersley	1992
Barry Zito	2002

AMERICAN LEAGUE ROOKIES OF THE YEAR (8)

Harry Byrd	1952
Jose Canseco	1986
Mark McGwire	1987
Walt Weiss	1988
Ben Griever	1998
Bobby Crosby	2004
Huston Street	2005
Andrew Bailey	2009

AMERICAN LEAGUE MANAGERS OF THE YEAR (4)

Tony La Russa	1988
Tony La Russa	1992
Bob Melvin	2012
Bob Melvin	2018

POSTSEASON BESTS

World Championships		Division Titles	
Yankees	27	Braves	21
Cardinals	11	Yankees	19
Athletics	9	Dodgers	19
Red Sox	9	Athletics	17
Giants	8	Cardinals	15
League Championships*		Postseason Appearances	
Yankees	40	Yankees	57
Giants	21	Dodgers	35
Dodgers	21	Cardinals	31
Cardinals	19	Athletics	29
Athletics	15	Giants	27
*since 1901		Braves	27

LEAGUE LEADERS

Batting Champions (6)

Year	Name	Avg.
1901	Nap Lajoie	.426
1930	Al Simmons	.381
1931	Al Simmons	.390
1933	Jimmie Foxx	.356
1951	Ferris Fain	.344
1952	Ferris Fain	.327

Home Run Champions (23)

Year	Name	HR
1901	Nap Lajoie	14
1902	Socks Seybold	16
1904	Harry Davis	10
1905	Harry Davis	8
1906	Harry Davis	12
1907	Harry Davis	8
1911	Frank Baker	11
1912	Frank Baker	10
1913	Frank Baker	12
1914	Frank Baker	9
1918	Tilly Walker	11
1932	Jimmie Foxx	58
1933	Jimmie Foxx	48
1935	Jimmie Foxx	36
1951	Gus Zernial	33
1973	Reggie Jackson	32
1975	Reggie Jackson	36
1981	Tony Armas	22
1987	Mark McGwire	49
1988	Jose Canseco	42
1991	Jose Canseco	44
1996	Mark McGwire	52
2018	Khris Davis	48

RBI Champions (11)

Year	Name	RBI
1901	Nap Lajoie	125
1905	Harry Davis	83
1906	Harry Davis	96
1912	Frank Baker	130
1913	Frank Baker	117
1929	Al Simmons	157
1932	Jimmie Foxx	169
1933	Jimmie Foxx	163
1951	Gus Zernial	125
1973	Reggie Jackson	117
1988	Jose Canseco	124

ERA Champions (12)

Year	Name	ERA
1905	Rube Waddell	1.48
1909	Harry Krause	1.39

1926	Lefty Grove	2.51
1929	Lefty Grove	2.82
1930	Lefty Grove	2.54
1931	Lefty Grove	2.05
1932	Lefty Grove	2.84
1970	Diego Segui	2.56
1971	Vida Blue	1.82
1974	Catfish Hunter	2.49
1981	Steve McCatty	2.32
1994	Steve Ontiveros	2.65

Strikeout Champions (13)

Year	Name	Tot.
1902	Rube Waddell	210
1903	Rube Waddell	302
1904	Rube Waddell	349
1905	Rube Waddell	287
1906	Rube Waddell	196
1907	Rube Waddell	232
1925	Lefty Grove	116
1926	Lefty Grove	194
1927	Lefty Grove	174
1928	Lefty Grove	183
1929	Lefty Grove	170
1930	Lefty Grove	209
1931	Lefty Grove	175

LEAGUE AWARDS

AL Pitcher of the Month

Rick Langford	August, 1979
Matt Keough	April, 1981
Jay Howell	June, 1985
Steve Ontiveros	June, 1987
Dave Stewart	April, 1988
Mike Moore	July, 1989
Dave Stewart	April, 1990
Dave Stewart	September, 1990
Tim Hudson	September, 2000
Mark Mulder	July, 2001
Barry Zito	August, 2001
Barry Zito	September, 2001
Mark Mulder	June, 2002
Cory Lidle	August, 2002
Barry Zito	July, 2005
Esteban Loaiza	August, 2006
Dan Haren	May, 2007
Bartolo Colón	June, 2013
Sonny Gray	April, 2014
Sonny Gray	July, 2014
Scott Kazmir	July, 2015
Rich Hill	May, 2016
Sean Manaea	April, 2018
Chris Bassitt	September, 2020

Sean Manaea June, 2021
Frankie Montas September, 2021

AL Player of the Month

Gene Tenace	September, 1975
Mike Davis	April, 1985
Carney Lansford	May, 1988
Jose Canseco	September, 1988
Jose Canseco	May, 1990
Dave Henderson	April, 1991
Mark McGwire	June, 1996
Jason Giambi	September, 2000
Jason Giambi	May, 2001
Jermaine Dye	August, 2001
Eric Chavez	September, 2001
Josh Donaldson	September, 2013

AL Rookie of the Month

Bobby Crosby	June, 2004
Joe Blanton	June, 2005
Joe Blanton	August, 2005
Andrew Bailey	August, 2009
Brett Anderson	September, 2009
Jemile Weeks	June, 2011
Yoenis Céspedes	September, 2012
Nate Freiman	May, 2013
Ryon Healy	September, 2016

AL Reliever of the Month

Blake Treinen	September, 2018
Liam Hendriks	June, 2019
Liam Hendriks	July/August, 2020

World Series Most Valuable Player

Gene Tenace	1972
Reggie Jackson	1973
Rollie Fingers	1974
Dave Stewart	1989

ALCS Most Valuable Player

Dennis Eckersley	1988
Rickey Henderson	1989
Dave Stewart	1990

All-Star Game Most Valuable Player

Terry Steinbach	1988
-----------------	------

AL Reliever of the Year

Liam Hendriks	2020
---------------	------

Outstanding Designated Hitter Award

Dave Kingman	1984
Dave Parker	1989
Khris Davis	2018

Roberto Clemente Award

Dave Stewart	1990
--------------	------

RECENT PLAYER OF THE WEEK AWARD WINNERS

Frankie Montas, August 9, 2020
Mark Canha, August 25, 2019
Ramón Laureano, July 21, 2019
Marcus Semien, June 9, 2019
Mike Fiers, May 12, 2019*
Sean Manaea, April 22, 2018*
Yonder Alonso, May 7, 2017
Khris Davis, September 18, 2016*

Josh Reddick, May 3, 2015*
Sonny Gray and Josh Reddick, September 28, 2014*
Jon Lester, September 14, 2014
Brandon Moss, May 18, 2014
Brandon Moss, September 1, 2013
Josh Donaldson, April 28, 2013
Josh Reddick, September 3, 2012

Yoenis Céspedes, July 16, 2012
Brandon Moss, June 18, 2012
Hideki Matsui, July 25, 2011
Gio Gonzalez, July 4, 2011*
Trevor Cahill, August 9, 2010
Dallas Braden, May 10, 2010

*indicates co-Player of the Week

Joe Cronin Award	
Rickey Henderson	1982
Jose Canseco	1988
Dave Stewart	1990

Executive of the Year	
Billy Beane	2018

TEAM AWARDS

Dave Stewart Community Service Award	
Ernie Spung	1996
Scott Spiezio	1997
Tom Candiotti	1998
Art Howe	1999
Jason Giambi	2000
Terrence Long	2001
Tim Hudson	2002
Scott Hatteberg	2003
Eric Chavez	2004
Barry Zito	2005
Mark Kotsay	2006
Mark Ellis	2007
Dana Eveland	2008
Dallas Braden/Kurt Suzuki	2009
Craig Breslow	2010
Josh Willingham	2011
Jonny Gomes	2012
Sean Doolittle	2013
Jed Lowrie	2014
Stephen Vogt	2015
Stephen Vogt	2016
Liam Hendriks	2017
Chad Pinder	2018
Liam Hendriks	2019
Tony Kemp	2020
Tony Kemp	2021

Jim "Catfish" Hunter Award	
Tim Hudson	2004
Mark Ellis	2005
Jason Kendall	2006
Mark Ellis	2007
Mike Sweeney	2008
Kurt Suzuki	2009
Ben Sheets	2010
Josh Willingham	2011
Jonny Gomes	2012
Coco Crisp	2013
Stephen Vogt	2014
Stephen Vogt	2015
Stephen Vogt	2016
Jed Lowrie	2017
Matt Chapman	2018
Marcus Semien	2019
Marcus Semien	2020
Chris Bassitt	2021

Walter A. Haas, Jr. Community Achievement Award	
Dave Stewart	1987
Storm Davis	1988
Dave Stewart	1989
Dave Henderson	1990
Dennis Eckersley	1991
Dennis Eckersley/Terry Steinbach	1992
Mike Bordick/Terry Steinbach	1993

BBWAA AWARDS

Bill Rigney "Good Guy" Award	
Matt Stairs	1997
Rickey Henderson	1998
Jason Giambi	1999
Eric Chavez	2000
Johnny Damon	2001
Scott Hatteberg	2002
Tim Hudson	2003
Mark Kotsay	2004
Bobby Crosby	2005
Frank Thomas	2006
Mark Ellis	2007
Huston Street	2008
Kurt Suzuki	2009
Kurt Suzuki	2010
Gio Gonzalez	2011
Jonny Gomes	2012
Brandon Moss	2013
Sean Doolittle	2014
Stephen Vogt	2015
Marcus Semien	2016
Jed Lowrie	2017
Stephen Piscotty	2018
Bob Melvin	2019
Tony Kemp	2020
Chris Bassitt	2021

Local Chapter MVP

Joe Rudi	1974
Rollie Fingers	1975
Vida Blue	1976
Jason Giambi	2000

PLAYERS CHOICE AWARDS

AL Outstanding Pitcher of the Year	
Barry Zito	2002
AL Outstanding Rookie	
Ben Grieve	1998
Terrence Long	2000
Bobby Crosby	2004
Huston Street	2005
AL Comeback Player of the Year	
Dennis Eckersley	1992
John Jaha	1999
Frank Thomas	2006

Man of the Year

Mark McGwire	1997
--------------	------

THE SPORTING NEWS AWARDS

Major League Player of the Year	
Reggie Jackson	1973
AL Most Valuable Player	
Al Simmons	1929
Jimmie Foxx	1932
Jimmie Foxx	1933
AL Player of the Year	
Ferris Fain	1951
Reggie Jackson	1973

Tony Armas	1981
Jose Canseco	1988

AL Pitcher of the Year

Bobby Shantz	1952
Vida Blue	1971
Jim Hunter	1974
Bob Welch	1990
Dennis Eckersley	1992
Barry Zito	2002

AL Rookie Player of the Year

Dick Howser	1961
Mitchell Page	1977
Jose Canseco	1986
Mark McGwire	1987
Walt Weiss	1988
Ben Grieve	1998
Bobby Crosby	2004
Huston Street	2005

AL Rookie Pitcher of the Year

Jim Nash	1966
Tim Hudson	1999

AL Fireman of the Year

Jack Aker	1966
Dennis Eckersley	1988
Dennis Eckersley	1991
Dennis Eckersley	1992
Billy Koch	2002
Keith Foulke	2003

AL Comeback Player of the Year

Storm Davis	1988
John Jaha	1999

ML Manager of the Year

Billy Martin	1981
--------------	------

AL Manager of the Year

Tony La Russa	1988
Tony La Russa	1992
Bob Melvin	2018

ML Executive of the Year

Billy Beane	1999
Billy Beane	2012
Billy Beane	2018

Sportsman of the Year

Charles O. Finley	1972
Mark McGwire	1997

Major League All-Star Team

Mickey Cochrane, C	1925
Eddie Rommel, P	1925
Al Simmons, OF	1927
Mickey Cochrane, C	1928
Lefty Grove, P	1928
Jimmie Foxx, 1B	1929
Al Simmons, OF	1929
Mickey Cochrane, C	1929
Lefty Grove, P	1929
Al Simmons, OF	1930
Mickey Cochrane, C	1930
Lefty Grove, P	1930
Al Simmons, OF	1931
Mickey Cochrane, C	1931
Lefty Grove, P	1931

Jimmie Foxx, 1B	1932
Lefty Grove, P	1932
Jimmie Foxx, 1B	1933
Mike Higgins, 3B	1934
Doc Cramer, OF	1935
Mike Higgins, 3B	1936
Ferris Fain, 1B	1951
Ferris Fain, 1B	1952
Bobby Shantz, P	1952

American League All-Star Team

Norm Siebern, 1B	1962
Reggie Jackson, OF	1969
Vida Blue, LHP	1971
Joe Rudi, OF	1972
Sal Bando, 3B	1973
Bert Campaneris, SS	1973
Ken Holtzman, LHP	1973
Reggie Jackson, OF	1973
Sal Bando, 3B	1974
Bert Campaneris, SS	1974
Jim Hunter, RHP	1974
Joe Rudi, OF	1974
Reggie Jackson, OF	1975
Joe Rudi, OF	1976
Dwayne Murphy, OF	1981
Rickey Henderson, OF	1981
Tony Armas, OF	1981
Dave Kingman, DH	1984
Jose Canseco, OF	1988
Dennis Eckersley, RP	1988
Dave Stewart, RHP	1988
Carney Lansford, 3B	1989
Jose Canseco, OF	1990
Rickey Henderson, OF	1990
Bob Welch, RHP	1990
Jose Canseco, OF	1991
Mark McGwire, 1B	1992
Mark McGwire, 1B	1996
Mark Mulder, LHP	2001
Eric Chavez, 3B	2002
Barry Zito, LHP	2002
Matt Olson, 1B	2018
Matt Olson, 1B	2019
Marcus Semien, SS	2019
Liam Hendriks, RP	2019
Liam Hendriks, RP	2020

WIRE SERVICE AWARDS

AP Player of the Year

Jose Canseco	1988
--------------	------

AP Manager of the Year

Billy Martin	1980
--------------	------

UPI Manager of the Year

Tony La Russa	1992
---------------	------

AP Major League All-Star Team

Rickey Henderson, OF	1990
Bob Welch, RHP	1990
Jose Canseco, OF	1991
Dennis Eckersley, RP	1992
Mark McGwire, 1B	1992
Mark McGwire, 1B	1996

UPI AL All-Star Team

Mark McGwire, 1B	1992
Dennis Eckersley, RP	1992

UPI AL Comeback Player of the Year

Dave Kingman	1984
Dave Henderson	1988
Mark McGwire	1992

UPI Executive of the Year

Sandy Alderson	1988
Sandy Alderson	1990

MISCELLANEOUS AWARDS

Organization of the Year

Baseball America	1982
Topps	1998
Baseball America	1999
Howe Sports Data	1999
Topps	1999
Topps	2004

Baseball America Executive of the Year

Billy Beane	2002
Billy Beane	2013

AL Rawlings Gold Glove

Joe Rudi, OF	1974
Joe Rudi, OF	1975
Joe Rudi, OF	1976
Dwayne Murphy, OF	1980
Mike Norris, P	1980
Dwayne Murphy, OF	1981
Mike Norris, P	1981
Rickey Henderson, OF	1981
Dwayne Murphy, OF	1982
Dwayne Murphy, OF	1983
Dwayne Murphy, OF	1984
Dwayne Murphy, OF	1985
Alfredo Griffin, SS	1985
Mark McGwire, 1B	1990
Eric Chavez, 3B	2001
Eric Chavez, 3B	2002
Eric Chavez, 3B	2003
Eric Chavez, 3B	2004
Eric Chavez, 3B	2005
Eric Chavez, 3B	2006
Josh Reddick, OF	2012
Matt Olson, 1B	2018
Matt Chapman, 3B	2018
Matt Olson, 1B	2019
Matt Chapman, 3B	2019
Matt Chapman, 3B	2021
Sean Murphy, C	2021

Platinum Glove

Matt Chapman, AL	2018
Matt Chapman, AL	2019

Wilson Defensive Player of the Year

Josh Reddick, AL OF	2012
Josh Reddick, AL OF	2013
Matt Chapman, ML and ML 3B	2018
Matt Chapman, ML 3B	2019

AL Silver Slugger Award

Rickey Henderson	1981
Jose Canseco	1988

Jose Canseco	1990
Rickey Henderson	1990
Jose Canseco	1991
Mark McGwire	1992
Mark McGwire	1996
Jason Giambi	2001
Eric Chavez	2002

AL Rolaids Relief Man Award

Dennis Eckersley	1988
Dennis Eckersley	1992
Billy Koch	2002
Keith Foulke	2003

Topps ML Rookie All-Star Team

Dick Howser, OF	1961
Ed Charles, 3B	1962
Manny Jimenez, OF	1962
Bert Campaneris, SS	1964
Jim Nash, RHP	1966
Rick Monday, OF	1967
Angel Mangual, OF	1971
Claudell Washington, OF	1974
Wayne Gross, 3B	1977
Mitchell Page, OF	1977
Dave Revering, 1B	1978
John Johnson, LHP	1978
Bob Kearney, C	1983
Jose Canseco, OF	1986
Mark McGwire, 1B	1987
Walt Weiss, SS	1988
Felix Jose, OF	1990
Tony Batista, 2B	1996
Ben Grieve, OF	1998
A.J. Hinch, C	1998
Terrence Long, OF	2000
Mark Ellis, 2B	2002
Bobby Crosby, SS	2004
Dan Johnson, 1B	2005
Huston Street, P	2005
Brad Ziegler, P	2008
Yoenis Céspedes, OF	2012
Sean Murphy, C	2020

Tony Conigliaro Award

Jim Mecir	2003
Stephen Piscotty	2018

The Hutch Award

Carney Lansford	1992
Jason Giambi	2000
Stephen Piscotty	2018

AL Chalmers Award*

Eddie Collins	1914
---------------	------

Early American League MVPs*

Mickey Cochrane, C	1928
--------------------	------

* The Baseball Writers' Association of America has officially balloted and named the MVP in each major league since 1931. The earlier awards were known as the Chalmers (automobile) Award (1911-14) and then the league made the award from 1922 through 1928.

ATHLETICS HALL OF FAME

The Athletics Hall of Fame was founded in 2018 to honor the individuals who have shaped the identity and success of the Athletics franchise.

The inaugural class of seven featured the five Oakland A's National Baseball Hall of Famers: Catfish Hunter, Rollie Fingers, Reggie Jackson, Dennis Eckersley and Rickey Henderson, as well as four-time 20-game winner Dave Stewart and owner Charlie Finley.

The first induction ceremony took place on Sept. 5, 2018. With six additions in 2022, the Athletics Hall of Fame now features 28 members.



CLASS OF 2018

Dennis Eckersley
Rollie Fingers
Charlie Finley
Rickey Henderson
Catfish Hunter
Reggie Jackson
Dave Stewart

CLASS OF 2019

Vida Blue
Bert Campaneris
Walter A. Haas, Jr.
Mark McGwire
Tony La Russa

CLASS OF 2021

Home Run Baker
Chief Bender
Mickey Cochrane
Eddie Collins
Jimmie Foxx
Lefty Grove
Connie Mack
Eddie Plank
Al Simmons
Rube Waddell

CLASS OF 2022

Sal Bando
Eric Chavez
Ray Fosse
Joe Rudi
Keith Lieppman
Steve Vucichich

ATHLETICS HALL OF FAMERS



Frank "Home Run" Baker
Philadelphia A's 1908-14
Inducted Aug. 22, 2021

Frank "Home Run" Baker led the American League in home runs from 1911-13 and tied for the lead in 1914, but earned his nickname by hitting two home runs in the 1911 World Series against the Giants, the second of three World Champion A's teams that featured Baker as the A's third baseman. A member of the A's famed \$100,000 infield, Baker led the league in triples in his rookie season of 1909 and topped the AL in RBI from 1912-13.




Sal Bando
Kansas City A's 1966-67;
Oakland A's 1968-76
To Be Inducted 2022

"Captain Sal" was the leader that held the A's together in the early 70's when Oakland won five straight American League West titles and three consecutive World Series. Bando finished in the top four in Most Valuable Player voting three times and was a four-time All-Star. His durability put him atop the AL leader board in games played four times and although he never led the league in any other major category, his 33.0 WAR from 1969-73 was the best in baseball.




Charles "Chief" Bender
Philadelphia A's 1903-14
Inducted Aug. 22, 2021

Charles "Chief" Bender was a Native American who pitched in five World Series for the A's. He had his finest season in 1910 when he authored a no-hitter while compiling a 23-5 record and a 1.58 ERA before helping the A's to their first World Championship. Bender, who was Connie Mack's choice "if there was one game I wanted to win above all others" won five of his seven World Series starts in 1910, 11 and 13 to lead the A's to their first three World Championships.



Vida Blue
Oakland A's 1969-77
Inducted Sept. 21, 2019

Vida Blue made his Major League debut in 1969 eight days before his 20th birthday, tossed a no-hitter in 1970, and then burst onto the national scene in 1971 when he won both the American League Cy Young Award and Most Valuable Player Award after compiling a 24-8 record, a league-leading 1.82 ERA and 301 strikeouts. Blue started two All-Star Games for the AL in 1971 and 1975, and in between pitched for the A's three consecutive World Champions.



Bert Campaneris
Kansas City A's 1964-67;
Oakland A's 1968-76
Inducted Sept. 21, 2019

When you trace the roots of the A's three straight World Championships from 1972 to 1974, it all began on April 25, 1961, when the Kansas City A's signed a 19-year-old Cuban named Dagoberto Campaneris. "Campy" played 13 seasons for the A's and was a six-time All-Star. He stole 649 bases in his career and led the American League in steals six times. Campaneris homered twice in his debut and famously played all nine positions in a nine-inning game on Sept. 8, 1965.



Eric Chavez
Oakland A's 1998-2010
To Be Inducted 2022

Eric Chavez was a mainstay of the third era of great Oakland teams that won four American League West titles and made five playoff appearances from 2000-06. He won six straight Gold Gloves at third base from 2001-06, hit 20 or more home runs in seven straight seasons from 2000-06 and drove in 100 runs four times. Much like the A's teams of his era, Chavez excelled in the second half of the season and retired as the best player in Oakland history never named to an All-Star Team.




Gordon "Mickey" Cochrane
Philadelphia A's 1925-33
Inducted Aug. 22, 2021

One of baseball's greatest catchers, Mickey Cochrane was the backstop for the A's three consecutive American League Pennant winning teams from 1929-31. He was named AL MVP in 1928 and homered twice in the 1930 World Series as the A's won their second straight World Championship. Cochrane had a .321 batting average in nine seasons with the A's and also had a .419 on-base percentage nearly 70 years before it gained mainstream acceptance.




Eddie Collins
Philadelphia A's 1906-14; 27-30
Inducted Aug. 22, 2021

The first Athletic to be elected to the National Baseball Hall of Fame, Eddie Collins batted .337 and stole 373 bases in 13 seasons over two stints with the A's. He finished in the top six in Chalmers' Award Voting, a precursor to the MVP, in four straight seasons from 1911-14 and won the award in 1914. He hit .429 in the 1910 World Series to start the A's championship run of three Series titles in four years. The second baseman led the AL in steals in 1910 and runs from 1912-14.



Dennis Eckersley
Oakland A's 1987-95
Inducted Sept. 5, 2018

When Dennis Eckersley was traded to the A's in April of 1987, he had a successful 12-year career as a starting pitcher. By the time his nine seasons in Oakland concluded, he redefined the role of closer, saving an Athletics record 320 games. Born in Oakland and raised in Fremont, he was the AL MVP and Cy Young winner in 1992. Eckersley was a four-time All-Star with Oakland and was a member of the A's World Champions in 1989.



Rollie Fingers
Oakland A's 1968-76
Inducted Sept. 5, 2018

Rollie Fingers made his ML debut with Oakland in 1968 and was used both as a starter and reliever over his first four seasons. He moved to the bullpen full time in 1972, when the A's began their run of three consecutive World Championships. Fingers spent the first nine seasons of his 17-year Hall of Fame career with Oakland. The mustachioed right-hander was a four-time All-Star with the A's and earned 1974 World Series MVP honors.



Charlie Finley
Kansas City A's 1961-67;
Oakland A's 1968-80
Inducted Sept. 5, 2018

After purchasing the Kansas City A's following the 1960 season, Charlie Finley moved the club to Oakland in 1968 where the team he assembled would win three consecutive World Championships from 1972-74. He would be remembered as much for his off-field antics and innovations, as he proposed the designated hitter, interleague play and World Series night games. Finley also introduced baseball to Charlie O the mule, Harvey the mechanical rabbit, white cleats, colorful uniforms and more.



Ray Fosse
Oakland A's 1973-75, 1985-2021
To Be Inducted 2022

Ray Fosse blazed a unique trail to A's immortality. It began with three years as a player from 1973-75 and concluded with 37 seasons in the front office, including 36 as a broadcaster. Fosse was a catcher for the A's World Champion teams in 1973 and 1974 and he returned to Oakland in 1985 in a front office role. He moved into the radio booth in 1986 and was a mainstay on A's radio and television broadcasts until passing away following the 2021 season.



Jimmie Foxx
Philadelphia A's 1925-35
Inducted Aug. 22, 2021

Jimmie Foxx did not finish his senior year of high school as he went to spring training with the Philadelphia A's in 1925 and made his Major League debut later that year at the age of 17. He would go on to hit 302 home runs in 11 seasons as an Athletic, a franchise record that stood for 61 years. Foxx earned back-to-back MVP awards from 1932-33 and a Triple Crown in 1933. He represented the A's in the first three All-Star Games from 1933-35 and was a World Champion in 1929 and 30.



Robert "Lefty" Grove
Philadelphia A's 1925-33
Inducted Aug. 22, 2021

Lefty Grove pitched for nine seasons with the Philadelphia A's, leading the league in strikeouts seven times, ERA five times and wins four times. He won the pitching Triple Crown by leading the league in wins, ERA and strikeouts in back-to-back seasons from 1930-31. Grove capped that streak by going 31-4 with a 2.06 ERA and 175 strikeouts in 1931 to earn American League MVP honors. He was a member of the A's back-to-back World Champions in 1929-30 and was a 1933 All-Star.



Walter A. Haas, Jr.
Oakland A's 1981-95
Inducted Sept. 21, 2019

Walter A. Haas, Jr. purchased the A's following the 1980 season and during his 15 years as owner, Oakland won five American League West titles, three AL Pennants and the 1989 World Championship. The A's set franchise records for attendance five times, but Haas will be remembered just as much for his commitment to the community and staying in the background while bright young innovators grew the A's reputation to one of the best in baseball.



Rickey Henderson
Oakland A's 1979-84, 89-93,
94-95, 98
Inducted Sept. 5, 2018

Raised in Oakland and drafted by the A's, Rickey Henderson went on to become the greatest player in Oakland A's history and one of the greatest leadoff hitters of all time. He played 14 of his 25 seasons in an Oakland uniform and finished his career in 2003 as the all-time leader in stolen bases (1,406), runs scored (2,295) and walks (2,190). Henderson was a six-time All-Star with the A's, AL MVP in 1990 and a member of the 1989 A's World Champions.




Jim "Catfish" Hunter
Kansas City A's 1965-67;
Oakland A's 1968-74
Inducted Sept. 5, 2018

Jim "Catfish" Hunter was the anchor of the A's teams that won three consecutive World Championships from 1972 to 1974. He had four straight 20-win seasons with Oakland, including a career-high 25 victories in 1974 when he won the AL Cy Young. Hunter was a six-time All-Star with the A's and tossed the first perfect game in Oakland history on May 8, 1968. He pitched three seasons in Kansas City and seven in Oakland and was inducted to the National Hall of Fame in 1987.



Reggie Jackson
Kansas City A's 1967;
Oakland A's 1968-75, 87
Inducted Sept. 5, 2018

"Mr. October" was born in 1973 when Reggie Jackson earned World Series MVP honors as the A's won their second of three straight World Championships. He was also named AL MVP that year after leading the league in runs, home runs and RBI. Jackson made his debut with the Kansas City A's in 1967, spent the next eight seasons with Oakland and then concluded his 21-year Hall of Fame career with the A's in 1987. He played in six All-Star Games in an Oakland uniform.



Tony La Russa
Oakland A's 1986-95
Inducted Sept. 21, 2019

Tony La Russa managed the A's for 10 seasons from 1986 to 1995. Under his guidance, the A's won four American League West titles, three consecutive AL Pennants from 1988 to 1990 and the World Championship in 1989. La Russa won 798 games during his tenure with Oakland, including 104 in 1988 when he was named AL Manager of the Year. He would garner the honor again in 1992 and was elected to the National Baseball Hall of Fame in 2014.



Keith Lieppman
Oakland A's 1971-present
To Be Inducted 2022

Keith Lieppman grew up in Missouri in the 1960's attending Kansas City A's games and would end up spending over 50 years with the club after it moved to Oakland. He played for nine seasons in the minors from 1971-79, managed for eight from 1980-87 and then served for more than 25 years as Director of Player Development. In his roles, he tutored many of the players that would win 11 American League West titles and make 15 playoff appearances from 1988-2020.



Connie Mack
Philadelphia A's 1901-54
Inducted Aug. 22, 2021

Connie Mack managed the A's for 50 seasons from 1901-50 and was part-owner of the club for all 54 seasons in Philadelphia. Under his leadership, the A's would win five World Championship and nine American League Pennants. He built two dynasties, winning back-to-back World Series in 1910-11 as well as 1913, and then did it again in 1929-30. Known for managing in a suit, with a derby or bowler in place of a baseball cap, the A's won 3,582 games with Mack at the helm.



Mark McGwire
Oakland A's 1986-97
Inducted Sept. 21, 2019

Mark McGwire played 12 seasons with Oakland and hit 363 home runs, breaking the franchise record in 1996. He was named to nine American League All-Star teams, including six straight beginning in 1987 when he was named AL Rookie of the Year after hitting 49 home runs. He earned the AL Gold Glove for first basemen in 1990 and hit 52 home runs in 1996. The A's reached the Postseason four times with McGwire, highlighted by a World Championship in 1989.




Eddie Plank
Philadelphia A's 1901-14
Inducted Aug. 22, 2021

Eddie Plank was a member of the original 1901 Philadelphia A's and in 14 seasons as Athletic, he won 284 games, started 459, completed 362, had 59 shutouts and struck out 1,985, all franchise records that still stand. He never led the American League in wins, strikeouts or ERA but was always one of the top pitchers in the game, earning him a spot in the National Baseball Hall of Fame in 1946. Plank's tenure with the A's included six AL Pennants and three World Championships.



Joe Rudi
Kansas City A's 1967;
Oakland A's 1968-76, 82
To Be Inducted 2022

The A's reached the World Series three straight years from 1972-74 but winning those series required clutch performances, and Joe Rudi delivered. He made one of the greatest catches in World Series history in 1972 against the Reds and then hit .333 with four RBI in both 1973 against the Mets and 1974 against the Dodgers. Rudi won three consecutive Gold Gloves from 1974-76, was a three-time All-Star and finished second in American League MVP balloting in 1972 and 1974.



Al Simmons
Philadelphia A's 1924-32; 40-41;
44
Inducted Aug. 22, 2021

Al Simmons was a major factor in the A's three consecutive American League pennant winning clubs from 1929-31, hitting .346 with 92 home runs and 450 RBI. He led the AL in RBI in 1929 and then won back-to-back batting titles in 1930 and 31. Simmons hit .341 or better in seven consecutive seasons from 1925-31 and had a .356 average in 12 seasons with Philadelphia. He drove in at least 100 runs in each of his first nine seasons with the A's and had at least 200 hits five times.



Dave Stewart
Oakland A's 1986-92, 95
Inducted Sept. 5, 2018

Born in Oakland and a graduate of St. Elizabeth High School, Dave Stewart spent six seasons in the majors with three teams before breaking through with the A's. He joined Oakland in 1986 and would go on to win 20 games in four consecutive seasons from 1987-90. The big-game pitcher went 8-3 with a 2.22 ERA in 14 postseason starts for Oakland, including two wins in the 1989 World Series when he earned MVP honors in the A's sweep of the Giants.



Steve Vucinich
Oakland A's 1968-2021
To Be Inducted 2022

The one constant in the A's first 54 years in Oakland was Steve Vucinich. The A's have been erased like a blackboard, rebuilt and then erased again. But Vuc has marked the time. From the first batter in Oakland history, Bert Campaneris, to the most recent acquisitions, Yan Gomes and Josh Harrison, Steve has known them all. He joined the organization as a ballboy in 1968, moved to the visiting clubhouse in 1974 and then returned to the home clubhouse as equipment manager in 1994.



George "Rube" Waddell
Philadelphia A's 1902-07
Inducted Aug. 22, 2021

A fan favorite at the turn of the century not only for his skills on the mound but for his eccentricities that earned him the nickname Rube, George Waddell pitched six seasons for the Philadelphia A's from 1902-07. He led the AL in strikeouts in each of those six campaigns and won the pitching Triple Crown in 1905 with a 27-10 record, a 1.48 ERA and 287 strikeouts. Waddell fanned a career-high 349 batters in 1904 and his 24 wins in 1902 led the A's to their first AL Pennant.

THE RON BERGMAN AWARD

The Ron Bergman Award was established in 2019 to honor a journalist for meritorious contributions to the coverage of the Athletics. The award is named after the inaugural recipient, Ron Bergman, who covered the A's for the Oakland Tribune and San Jose Mercury News, and was the author of *Mustache Gang*, which chronicled the A's first World Championship in Oakland in 1972.

- 2019 Ron Bergman
- 2021 Pedro Gomez

THE MONTE MOORE AWARD

The Monte Moore Award was established in 2021 to celebrate an individual for excellence in broadcasting Athletics games. The award is named after the inaugural recipient, Monte Moore, who called A's games on radio from 1962-77 and television from 1968-80 and 1988-92.

- 2021 Monte Moore

ATHLETICS IN THE NATIONAL BASEBALL HALL OF FAME

Players (7)	Year Inducted	Pos.	Career Avg.	Years With Athletics
Frank Baker	1955	3B	.307	1908-14
Mickey Cochrane	1947	C	.320	1925-33
Eddie Collins	1939	2B	.333	1906-14; 27-30
Jimmie Foxx	1951	1B	.325	1925-35
Rickey Henderson	2009	OF	.279	1979-1984; 89-93; 94-95; 98
Reggie Jackson	1993	OF	.262	1967-75; 87
Al Simmons	1953	OF	.334	1924-32; 40-41; 44

Pitchers (7)	Year Inducted	Career Record	Career ERA	Years With Athletics
Chief Bender	1953	212-127	2.46	1903-14
Dennis Eckersley	2004	197-171, 390 SVs	3.50	1987-95
Rollie Fingers	1992	114-118, 341 SVs	2.90	1968-76
Lefty Grove	1947	300-141	3.06	1925-33
Jim Hunter	1987	224-166	3.26	1965-74
Eddie Plank	1946	326-194	2.35	1901-14
Rube Waddell	1946	193-143	2.16	1902-07

Managers (3)	Year Inducted	Career Record	Years With Athletics
Tony La Russa	2014	2728-2365	1986-95
Connie Mack	1937	3776-4025	1901-50
Dick Williams	2008	1571-1451	1971-73

Other Hall of Famers Who Spent Part of Their Career With the Athletics (24): Harold Baines (1990-92); Orlando Cepeda (1972); Ty Cobb (1927-28); Jimmy Collins (1907-08); Stan Coveleski (1912); Elmer Flick (1902); Nellie Fox (1947-49); Rich Gossage (1992-93); Whitey Herzog (1958-60); Waite Hoyt (1931); George Kell (1943-46); Nap Lajoie (1901-02; 1915-16); Willie McCovey (1976); Joe Morgan (1984); Satchel Paige (1965); Herb Pennock (1912-15); Mike Piazza (2007); Tim Lincecum (1999); Enos Slaughter (1955-56); Tris Speaker (1928); Don Sutton (1985); Frank Thomas (2006; 08); Zack Wheat (1927); Billy Williams (1975-76)

Broadcasters Who Spent Part of Their Careers With the Athletics (Ford C. Frick Award): By Saam (1938-54); Al Helfer (1968-69); Harry Caray (1970); Bob Elson (1971); Jon Miller (1974); Lon Simmons (1981-1995); Bill King (1981-2005)

ATHLETICS ALL-STAR GAME SELECTIONS

- 1933 Connie Mack (manager), Jimmie Foxx (1b), Lefty Grove (p)
- 1934 Jimmie Foxx (1b), Pinky Higgins (3b)
- 1935 Jimmie Foxx (1b), Bob Johnson (of)
- 1936 Pinky Higgins (3b)
- 1937 Wally Moses (of)
- 1938 Bob Johnson (of)
- 1939 Russell Blackburne (coach), Frank Hayes (c), Bob Johnson (of)
- 1940 Frank Hayes (c), Bob Johnson (of)
- 1941 Frank Hayes (c)
- 1942 Bob Johnson (of)
- 1943 Russell Blackburne (coach), Dick Siebert (1b)
- 1944 Frank Hayes (c), Bobo Newsom (p)
- 1945 NO GAME
- 1946 Buddy Rosar (c), Sam Chapman (of)
- 1947 Buddy Rosar (c)
- 1948 Buddy Rosar (c)*, Joe Coleman (p)
- 1949 Eddie Joost (ss)*, Lou Brissie (p), Alex Kellner (p)
- 1950 Ferris Fain (1b)
- 1951 Ferris Fain (1b)*, Bobby Shantz (p)
- 1952 Ferris Fain (1b), Bobby Shantz (p), Eddie Joost (ss)
- 1953 Gus Zernial (of)*, Eddie Robinson (1b)
- 1954 Jim Finigan (3b)
- 1955 Jim Finigan (3b)*, Vic Power (1b)
- 1956 Harry Simpson (of), Vic Power (1b)
- 1957 Joe DeMaestri (ss)
- 1958 Bob Cerv (of)*
- 1959 Harry Craft (coach), Bud Daley (p), Roger Maris (of)****
- 1960 Bud Daley (p)
- 1961 Dick Howser (ss)
- 1962 Norm Siebern (1b), Hank Bauer (coach)****
- 1963 Norm Siebern (1b-of)
- 1964 John Wyatt (p)
- 1965 John O'Donoghue (p)
- 1966 Jim Hunter (p)
- 1967 Jim Hunter (p)
- 1968 Bert Campaneris (ss), Rick Monday (of), John Odom (p)
- 1969 Sal Bando (3b)*, Reggie Jackson (of)*, John Odom (p)
- 1970 Jim Hunter (p)
- 1971 Vida Blue (p), Dave Duncan (c), Reggie Jackson (of)
- 1972 Dick Williams (coach), Sal Bando (3b), Bert Campaneris (ss), Ken Holtzman (p), Jim Hunter (p), Reggie Jackson (of)*, Joe Rudi (of)
- 1973 Dick Williams (manager), Sal Bando (3b), Bert Campaneris (ss), Rollie Fingers (p), Ken Holtzman (p), Jim Hunter (p), Reggie Jackson (of)*
- 1974 Sal Bando (3b), Bert Campaneris (ss)*, Rollie Fingers (p), Jim Hunter (p), Reggie Jackson (of)*, Joe Rudi (of)
- 1975 Alvin Dark (manager), Wes Stock (coach), Vida Blue (p), Bert Campaneris (ss)*, Rollie Fingers (p), Reggie Jackson (of)*, Joe Rudi (of)*, Gene Tenace (c), Claudell Washington (of)
- 1976 Rollie Fingers (p), Phil Garner (2b)
- 1977 Vida Blue (p), Wayne Gross (3b)
- 1978 Matt Keough (p)
- 1979 Jeff Newman (c)
- 1980 Rickey Henderson (of)
- 1981 Tony Armas (of), Mike Norris (p)
- 1982 Billy Martin (manager), Art Fowler (coach), Jackie Moore (coach), Rickey Henderson (of)*
- 1983 Rickey Henderson (of)
- 1984 Bill Caudill (p), Rickey Henderson (of), Jackie Moore (coach)
- 1985 Jay Howell (p)
- 1986 Jose Canseco (of)
- 1987 Tony La Russa (coach), Rene Lachemann (coach), Jay Howell (p), Mark McGwire (1b)
- 1988 Jose Canseco (of)*, Dennis Eckersley (p), Carney Lansford (3b), Mark McGwire (1b)*, Terry Steinbach (c)*
- 1989 Tony La Russa (manager), Dave Duncan (coach), Art Kusnyer (coach), Jose Canseco (of)***, Mark McGwire (1b)*, Mike Moore (p), Terry Steinbach (c)*, Dave Stewart (p)*
- 1990 Tony La Russa (manager), Dave Duncan (coach), Dave McKay (coach), Jose Canseco (of)*, Dennis Eckersley (p), Rickey Henderson (of)*, Mark McGwire (1b)*, Bob Welch (p)*
- 1991 Tony La Russa (manager), Dave Duncan (coach), Rene Lachemann (coach), Tommie Reynolds (coach), Harold Baines (of), Dennis Eckersley (p), Dave Henderson (of)*, Rickey Henderson (of)*, Mark McGwire (1b)**
- 1992 Jose Canseco (of)***, Dennis Eckersley (p), Mark McGwire (1b)*
- 1993 Terry Steinbach (c)
- 1994 Ruben Sierra (of)
- 1995 Mark McGwire (1b)***, Steve Ontiveros (rhp)
- 1996 Mark McGwire (1b)
- 1997 Mark McGwire (1b)
- 1998 Art Howe (coach), Ben Grieve (of)
- 1999 John Jaha (1b)
- 2000 Jason Giambi (1b)*, Tim Hudson (rhp), Jason Istringhausen (rhp)
- 2001 Jason Giambi (1b)
- 2002 Miguel Tejada (ss), Barry Zito (lhp)
- 2003 Ramon Hernandez (c), Keith Foulke (rhp), Mark Mulder (lhp), Barry Zito (lhp)****
- 2004 Mark Mulder (lhp)*, Tim Hudson (rhp)***
- 2005 Justin Duchscherer (rhp), Ken Macha (coach)
- 2006 Barry Zito (lhp)
- 2007 Dan Haren (rhp)*
- 2008 Justin Duchscherer (rhp)
- 2009 Andrew Bailey (rhp)
- 2010 Andrew Bailey (rhp), Trevor Cahill (rhp)*****, Bob Geren (coach)
- 2011 Gio Gonzalez (lhp)
- 2012 Ryan Cook (rhp), Bob Melvin (coach)
- 2013 Grant Balfour (rhp), Bartolo Colon**** (rhp)
- 2014 Yoenis Cespedes (of), Josh Donaldson (3b)*, Sean Doolittle (lhp), Scott Kazmir (lhp), Brandon Moss (1b/of), Derek Norris (c), Jeff Samardzija (rhp)*****
- 2015 Sonny Gray (rhp)*****, Stephen Vogt (c)
- 2016 Stephen Vogt (c)
- 2017 Yonder Alonso (1b)
- 2018 Jed Lowrie (2b), Blake Treinen (p)
- 2019 Matt Chapman (3b), Liam Hendriks (p)
- 2020 NO GAME
- 2021 Chris Bassitt (rhp), Matt Olson (1b)

* All-Star Game Starters

** Elected Starter, Injured

*** Injured, did not play

**** Second game addition

***** Ineligible List, did not play

***** Named to NL All-Star Team, ineligible list

OAKLAND ATHLETICS IN SEASON OPENERS

Year	Date	Opponent	W-L	Score	WP	LP	Attendance
1968	April 10	at Baltimore	L	1-3	Phoebus	Hunter	22,050
1969	April 8	Chicago	W	5-2	Odum	Peters	23,610
1970	April 7	at Kansas City	W	6-4	Odum	Bunker	18,127
1971	April 5	at Washington	L	0-8	Bosman	Blue	45,061
1972	April 15	Minnesota	W	4-3 (11)	Locker	LaRoche	9,912
1973	April 6	Minnesota	L	3-8	Blyleven	Hunter	37,972
1974	April 4	at Texas	W	7-2	Hunter	Bibby	21,907
1975	April 8	Chicago	W	3-2	Blue	Wood	17,474
1976	April 9	at California	W	5-2	Torrez	Tanana	30,094
1977	April 9	Minnesota	W	7-4	Torrez	Schuler	12,562
1978	April 7	at California	L	0-1	Tanana	Langford	29,194
1979	April 6	Minnesota	L	3-5	Goltz	Langford	10,387
1980	April 10	Minnesota	L	7-9 (12)	Corbett	McCatty	24,415
1981	April 9	at Minnesota	W	5-1	Norris	Koosman	42,658
1982	April 6	California	W	3-2 (11)	Jones	Aase	48,348
1983	April 4	Cleveland	L	5-8	Sutcliffe	Langford	34,831
1984	April 3	Milwaukee	W	6-5	Burgmeier	Fingers	45,398
1985	April 9	at Seattle	L	3-6	Moore	Codioli	37,161
1986	April 8	Minnesota	L	2-3	Viola	Codioli	44,726
1987	April 7	at Minnesota	L	4-5 (10)	Frazier	Krueger	43,548
1988	April 4	Seattle	W	4-1	Stewart	Langston	45,333
1989	April 3	Seattle	W	3-2	Stewart	Langston	46,163
1990	April 9	Minnesota	W	8-3	Stewart	Anderson	45,207
1991	April 9	Minnesota	W	7-2	Stewart	Morris	44,373
1992	April 6	Kansas City	W	5-3	Honeycutt	Aquino	44,078
1993	April 5	Detroit	W	9-4	Welch	Moore	43,370
1994	April 5	at Milwaukee	L	7-11	Kiefer	Ontiveros	52,012
1995	April 26	at Toronto	L	1-13	Cone	Stewart	50,426
1996	April 1	vs. Toronto*	L	6-9	Hanson	Reyes	7,292
1997	April 2	Cleveland	L	7-9	Kline	Wengert	41,332
1998	April 1	Boston	L	0-2	Martinez	Candiotti	36,915
1999	April 4	New York	W	5-3 (8)	Mathews	Stanton	46,380
2000	April 3	Detroit	L	4-7	Nomo	Appier	53,498
2001	April 2	at Seattle	L	4-5	Rhodes	Mecir	45,911
2002	April 1	Texas	W	8-3	Mulder	Park	43,908
2003	April 1	Seattle	W	5-0	Hudson	Garcia	41,723
2004	April 5	Texas	W	5-4	Bradford	Nelson	45,122
2005	April 4	at Baltimore	L	0-4	Lopez	Zito	48,271
2006	April 3	New York	L	2-15	Johnson	Zito	35,077
2007	April 2	at Seattle	L	0-4	Hernandez	Haren	46,002
2008	March 25	vs. Boston**	L	5-6 (10)	Okajima	Street	44,628
2009	April 6	at Los Angeles	L	0-3	Saunders	Braden	43,220
2010	April 5	Seattle	L	3-5	League	Ziegler	30,686
2011	April 1	Seattle	L	2-6	Hernandez	Breslow	36,067
2012	March 28	vs. Seattle**	L	1-3	Wilhelmsen	Carignan	44,227
2013	April 1	Seattle	L	0-2	Hernandez	Anderson	36,067
2014	March 31	Cleveland	L	0-2	Allen	Johnson	36,067
2015	April 6	Texas	W	8-0	Gray	Gallardo	36,067
2016	April 4	Chicago (AL)	L	3-4	Sale	Hill	35,067
2017	April 3	Los Angeles (AL)	W	4-2	Graveman	Nolasco	36,067
2018	March 29	Los Angeles (AL)	W	6-5 (11)	Hatcher	Ramirez	27,764
2019	March 20	vs. Seattle**	L	7-9	Gonzales	Fiers	45,787
2020	July 24	Los Angeles (AL)	W	7-3 (10)	Smith	Robles	—
2021	April 1	Houston	L	1-8	Greinke	Bassitt	10,436

*Las Vegas, Nev. **Tokyo, Japan

Overall Record: 24-30 (Oakland 20-15, Road 4-11, Tokyo 0-3, Las Vegas 0-1)

OAKLAND A'S OPENING DAY LINEUPS

1968

CampanerisSS
 R. JacksonRF
 Bando3B
 Webster1B
 Donaldson2B
 PagliaroniC
 GosgerLF
 MondayCF
 HunterP

1969

CampanerisSS
 R. JacksonRF
 HershbergerLF
 Bando3B
 Cater1B
 Green2B
 MondayCF
 DuncanC
 OdomP

1970

CampanerisSS
 MondayCF
 F. AlouLF
 R. JacksonRF
 Bando3B
 Mincher1B
 Green2B
 FernandezC
 OdomP

1971

CampanerisSS
 F. AlouLF
 R. JacksonRF
 Mincher1B
 Bando3B
 MondayCF
 DuncanC
 Green2B
 BlueP

1972

CampanerisSS
 RudiLF
 R. JacksonRF
 Bando3B
 Epstein1B
 B. BrooksCF
 DuncanC
 Green2B
 HoltzmanP

1973

NorthDH
 MaxwellSS
 RudiLF
 R. JacksonRF
 Bando3B
 Tenace1B
 ConigliaroCF
 FosseCF
 Green2B
 HunterP

1974

NorthCF
 CampanerisSS
 Bando3B
 R. JacksonRF
 Tenace1B
 RudiLF
 D. JohnsonDH
 FosseC
 Green2B
 HunterP

1975

NorthCF
 CampanerisSS
 Bando3B
 R. JacksonRF
 Rudi1B
 B. WilliamsDH
 TenaceC
 C. WashingtonLF
 Garner2B
 BlueP

1976

NorthCF
 CampanerisSS
 C. WashingtonRF
 Baylor1B
 RudiLF
 Bando3B
 TenaceC
 B. WilliamsDH
 Garner2B
 M. TorrezP

1977

NorthCF
 Scott2B
 PageLF
 Allen1B
 SanguillenC
 Gross3B
 E. WilliamsDH
 ArmasRF
 PiccioloSS
 M. TorrezP

1978

DiloneLF
 NorthCF
 Thomasson1B
 ArmasRF
 G. AlexanderDH
 EssianC
 Gross3B
 GuerreroSS
 Staggs2B
 LangfordP

1979

BurkeLF
 DiloneRF
 PageDH
 NewmanC
 Revering1B
 Edwards2B
 ArmasCF
 Klutts3B
 PiccioloSS
 LangfordP

1980

HendersonLF
 MurphyCF
 HeathC
 Newman1B
 EssianDH
 ArmasRF
 GuerreroSS
 Klutts3B
 Picciolo2B
 LangfordP

1981

HendersonLF
 MurphyCF
 C. JohnsonDH
 ArmasRF
 HeathC
 Newman1B
 Babitt2B
 McKay3B
 PiccioloSS
 NorrisP

1982

HendersonLF
 MurphyCF
 MeyerDH
 ArmasRF
 Gross3B
 Spencer1B
 Lopes2B
 KearneyC
 StanleySS
 LangfordP

1983

HendersonLF
 DavisRF
 Lansford3B
 MurphyCF
 BurroughsDH
 Moore1B
 Lopes2B
 KearneyC
 PhillipsSS
 LangfordP

1984

HendersonLF
 MurphyCF
 Morgan2B
 Lansford3B
 Bochte1B
 KingmanDH
 DavisRF
 HeathC
 HillSS
 McCattyP

1985

CollinsLF
 Lansford3B
 MurphyCF
 KingmanDH
 Bochte1B
 HeathC
 DavisRF
 Hill2B
 GriffinSS
 CodioliP

1986

Phillips2B
 MurphyCF
 BakerDH
 Kingman1B
 CansecoLF
 Lansford3B
 DavisRF
 GriffinSS
 TettletonC
 CodioliP

1987

DavisRF
 Phillips2B
 Lansford3B
 CansecoLF
 JacksonDH
 MurphyCF
 R. Nelson1B
 TettletonC
 GriffinSS
 YoungP

1988

Phillips2B
 Lansford3B
 CansecoRF
 McGwire1B
 ParkerLF
 HendersonCF
 BaylorDH
 SteinbachC
 WeissSS
 StewartP

1989

PhillipsLF
 D. HendersonCF
 Lansford3B
 McGwire1B
 SteinbachC
 ParkerDH
 Hubbard2B
 JavierRF
 WeissSS
 StewartP

1990

R. HendersonLF
 Lansford3B
 CansecoRF
 McGwire1B
 D. HendersonCF
 SteinbachC
 JavierDH
 Gallego2B
 WeissSS
 StewartP

1991

R. HendersonLF
 D. HendersonCF
 CansecoRF
 BainesDH
 SteinbachC
 McGwire1B
 Riles3B
 WeissSS
 Gallego2B
 StewartP

1992

R. HendersonLF
 WilsonCF
 CansecoRF
 BainesDH
 McGwire1B
 SteinbachC
 Lansford3B
 BordickSS
 Blankenship2B
 StewartP

1993
 R. Henderson LF
 D. Henderson CF
 Sierra RF
 McGwire 1B
 Neel DH
 Steinbach C
 Browne 3B
 Bordick SS
 Blankenship 2B
 Welch P

1994
 Henderson LF
 Javier CF
 Sierra RF
 McGwire 1B
 Gates 2B
 Neel DH
 Steinbach C
 Brosius 3B
 Bordick SS
 Witt P

1995
 Henderson LF
 Javier CF
 Berroa DH
 Sierra RF
 McGwire 1B
 Steinbach C
 Brosius 3B
 Gallego 2B
 Bordick SS
 Stewart P

1996
 Young CF
 Gates 2B
 Giambi 1B
 Berroa DH
 Plantier LF
 Muñoz RF
 Steinbach C
 Lovullo 3B
 Bordick SS
 Reyes P

1997
 Batista SS
 Brosius 3B
 Canseco RF
 McGwire 1B
 Berroa DH
 Giambi LF
 Young CF
 Spiezio 2B
 Williams C
 Prieto P

1998
 Henderson LF
 Magadan 3B
 Grieve RF
 Stairs DH
 Giambi 1B
 Spiezio 2B
 Hinch C
 McDonald CF
 Bournigal SS
 Candiotti P

1999
 Phillips 2B
 McDonald CF
 Giambi DH
 Stairs RF
 Jaha 1B
 Grieve LF
 Chavez 3B
 Hinch C
 Tejada SS
 Heredia P

2000
 Becker CF
 Tejada SS
 Giambi, Ja. 1B
 Jaha DH
 Stairs RF
 Grieve LF
 Hernandez C
 Chavez 3B
 Menechino 2B
 Appier P

2001
 Damon LF
 Ortiz 2B
 Giambi, Ja. 1B
 Saenz DH
 Chavez 3B
 Tejada SS
 Long CF
 Giambi, Je. RF
 Hernandez C
 Hudson P

2002
 Giambi, Je. LF
 Velarde 2B
 Hatteberg DH
 Justice RF
 Chavez 3B
 Tejada SS
 Long CF
 Hernandez C
 Pena 1B
 Mulder P

2003
 Ellis 2B
 Hatteberg 1B
 Tejada SS
 Chavez 3B
 Dye RF
 Durazo DH
 Long LF
 Hernandez C
 Singleton CF
 Hudson P

2004
 Kotsay CF
 Kielty LF
 Chavez 3B
 Dye RF
 Durazo DH
 Karros 1B
 Crosby SS
 Miller C
 Scutaro 2B
 Hudson P

2005
 Kotsay CF
 Kendall C
 Chavez 3B
 Durazo DH
 Hatteberg 1B
 Byrnes LF
 Bryson SS
 Swisher RF
 Ellis 2B
 Zito P

2006
 Ellis 2B
 Kotsay CF
 Crosby SS
 Chavez 3B
 Thomas DH
 Bradley RF
 Payton LF
 Kendall C
 Swisher 1B
 Zito P

2007
 Kendall C
 Stewart LF
 Bradley CF
 Piazza DH
 Chavez 3B
 Swisher 1B
 Crosby SS
 Buck RF
 Ellis 2B
 Haren P

2008
 Buck RF
 Ellis 2B
 Barton 1B
 Cust DH
 Brown LF
 Crosby SS
 Hannahan 3B
 Suzuki C
 R. Sweeney CF
 Blanton P

2009
 Sweeney CF
 Cabrera SS
 Giambi DH
 Holliday LF
 Garciaparra 1B
 Chavez 3B
 Suzuki C
 Cust RF
 Ellis 2B
 Braden P

2010
 Davis CF
 Barton 1B
 Sweeney RF
 Kouzmanoff 3B
 Suzuki C
 Chavez DH
 Ellis 2B
 Buck LF
 Pennington SS
 Sheets P

2011
 Crisp CF
 Barton 1B
 DeJesus RF
 Willingham LF
 Matsui DH
 Suzuki C
 Ellis 2B
 Kouzmanoff 3B
 Pennington SS
 Cahill P

2012
 Weeks 2B
 Pennington SS
 Crisp LF
 Smith DH
 Suzuki C
 Reddick RF
 Céspedes CF
 Allen 1B
 Sogard 3B
 McCarthy P

OAKLAND A'S OPENING DAY TRIVIA

Most Starts

- 12 Rickey Henderson
- 11 Eric Chavez
- 9 Sal Bando
- Reggie Jackson
- Carney Lansford
- Mark McGwire
- Terry Steinbach
- 8 Bert Campaneris
- Mark Ellis
- Dwayne Murphy

Most Starts by Position

- P: Stewart 6, Langford, 5, Hunter 3, Hudson 3
- C: Steinbach 9, Suzuki 5, Heath 4, Hernandez 4
- 1B: McGwire 9, Giambi 4, Barton 4, Olson 4
- 2B: Ellis 8, Green 6, Phillips 4, Lowrie 4
- 3B: Chavez 10, Bando 9, Lansford 9
- SS: Campaneris 8, Semien 6, three with 5
- LF: Henderson 12, Rudi 4, five with 2
- CF: Murphy 8, North 5, D. Henderson 5
- RF: Jackson 8, Armas 5, Canseco 5, Davis 5
- DH: Berroa 3, Durazo 3, Davis 3

Most Consecutive Starts

- P: 5 Stewart (1988-92)
- C: 9 Steinbach (1988-96)
- 1B: 8 McGwire (1988-95)
- 2B: 7 Ellis (2005-11)
- 3B: 9 Bando (1968-76), Chavez (1999-2007)
- SS: 6 Semien (2015-20)
- LF: 6 Henderson (1990-95)
- CF: 8 Murphy (1980-87)
- RF: 8 Jackson (1968-75)
- DH: 3 Berroa (1995-97), Durazo (2003-05), Davis (2018-20)

2013
 CrispCF
 JasoC
 ReddickRF
 CéspedesLF
 LowrieSS
 Moss1B
 Donaldson3B
 SmithDH
 Sogard2B
 AndersonP

2014
 CrispCF
 Donaldson3B
 LowrieSS
 MossDH
 CéspedesLF
 JasoC
 ReddickRF
 Barton1B
 Sogard2B
 GrayP

2015
 GentryRF
 FuldCF
 ZobristLF
 ButlerDH
 Davis1B
 Lawrie3B
 VogtC
 SemienSS
 Sogard2B
 GrayP

2016
 BurnsCF
 Lowrie2B
 ReddickRF
 Valencia3B
 DavisLF
 ButlerDH
 Canha1B
 VogtC
 SemienSS
 HillP

2017
 R. DavisCF
 JoyceRF
 HealyDH
 K. DavisLF
 VogtC
 Lowrie2B
 Plouffe3B
 Alonso1B
 SemienSS
 GravemanP

2018
 JoyceLF
 SemienSS
 Lowrie2B
 DavisDH
 Olson1B
 PiscottyRF
 Chapman3B
 LucroyC
 PowellCF
 GravemanP

2019
 LaureanoCF
 Chapman3B
 PiscottyRF
 DavisDH
 PinderLF
 Olson1B
 Profar2B
 SemienSS
 HundleyC
 FiersP

2020
 SemienSS
 LaureanoCF
 Chapman3B
 DavisDH
 Olson1B
 Pinder2B
 Canha1B
 PiscottyRF
 MurphyC
 MontasP

2021
 CanhaLF
 LaureanoCF
 Olson1B
 Chapman3B
 MorelandDH
 Lowrie2B
 MurphyC
 PinderRF
 AndrusSS
 BassittP

THE CHAMPIONSHIP YEARS

1910: Finished with a 102-48 record and outdistanced the New York Highlanders by 14.5 games in the American League standings...defeated the Chicago Cubs in five games to win the first of five World Championships in Philadelphia...102 wins set a new American League record...opened the season in Washington in a game attended by President William Howard Taft, who honored the game by throwing out the first ball, setting a precedent which was followed by each of his successors until the Senators left Washington following the 1971 season...the pitching staff, headlined by Jack Coombs, Chief Bender, Cy Morgan and Eddie Plank, finished with a 1.79 ERA...Coombs emerged as the ace of the pitching staff and finished with a 31-9 record and a 1.30 ERA, including 13 shutouts...compiled a 46-inning scoreless streak during the season...the infield of Stuffy McInnis, Eddie Collins, Jack Barry and Frank Baker would become known as the "\$100,000 Infield"...won the first three games of the World Series before the Cubs took game four, 4-3 in 10 innings...Coombs won his third game of the series in Game 5, out-pitching Mordecai Brown to lift the A's to their first world title.



1910 PHILADELPHIA ATHLETICS – Front row: Topsy Hartsel, Stuffy McInnis, Tom Atkins, Harry Krause, bat boy Louis Van Zelt, Jim Dygert, Eddie Collins, Jack Barry and Pat Livingston; Second row: Rube Oldring, Bris Lord, Danny Murphy, Manager Connie Mack, Eddie Plank, Jack Lapp and Amos Strunk; Top row: Harry Davis, Frank Baker, Jack Coombs, Ira Thomas, Chief Bender, Ben Hauser, Claude Derrick, Cy Morgan and Pat Donohue.

1911 World Champion Philadelphia Athletics




1911 PHILADELPHIA ATHLETICS – Front row: Topsy Hartsel, Doc Martin, Dave Danforth, Louis Van Zeldt (mascot), Stuffy McInnis, Eddie Collins, Jack Barry; Row two: Rube Oldring, Bris Lord, Danny Murphy, Manager Connie Mack, Eddie Plank, Jack Lapp, Amos Strunk; Top row: Harry Davis, Frank Baker, Jack Coombs, Harry Krause, Ira Thomas, Chief Bender, Claude Derrick, Cy Morgan, Padding Livingston

doubles and two home runs...faced the New York Giants in the World Series in a rematch of the 1905 Fall Classic, won by the Giants...Christy Mathewson and Chief Bender squared-off in Game 1, just as they did in the 1905 Series finale...a run-scoring double by New York's Josh Devore in the seventh inning broke a 1-1 tie as the Giants captured the first game...the A's won Game 2, 3-1, behind the pitching of Eddie Plank and a home run by Baker...A's took a 2-1 lead in the series by winning Game 3, 3-2 in 11 innings at the Polo Grounds...after heavy rains forced postponement of the series for a week, the A's captured Game 4 at Shibe Park, 4-2, as Bender outdueled Mathewson...the Giants staved off elimination by winning Game 5 at the Polo Grounds, 4-3 in 10 innings...the A's routed the Giants, 13-2 in Game 6 to capture their second straight World Series title.

1913: The Athletics posted a 96-57 regular season record and outdistanced Washington by six-and-a-half games to reclaim the American League pennant...defeated the New York Giants in five games to capture their third World Series title in four years...moved into first place in April and stayed atop the AL standings the rest of the way...Jack Coombs, three years removed from a 31-win season, missed the entire campaign with typhoid fever...Chief Bender (21-10), Eddie Plank (18-10), Boardwalk Brown (17-11), Byron "Duke" Houck (14-6) and rookie "Bullet" Joe Bush (14-6) anchored the pitching staff...the "\$100,000 Infield" turned in another solid season...Frank Baker hit .336 to go along with an American League-best 12 home runs and 117 RBI...Stuffy McInnis hit .324 with 90 RBI, Collins finished with a .345 average while Barry batted .275...the Athletics and Giants split the first two games of the series before the A's won Games 3, 4 and 5 to capture their third World Series title.

1913 World Champion Philadelphia Athletics



1913 PHILADELPHIA ATHLETICS – Front row: Byron Houck, Eddie Murphy, Eddie Plank, Amos Strunk, Danny Murphy, Jimmy Walsh, John Taff; Middle row: Tom Daley, Wally Schang, Jack Lapp, Boardwalk Brown, Chief Bender, Weldon Wyckoff, Harry Davis, Billy Orr; Top row: Joe Bush, Stuffy McInnis, Jack Barry, Eddie Collins, Frank Baker, Manager Connie Mack, Rube Oldring, Ira Thomas

1929 World Champion Philadelphia Athletics



1929 PHILADELPHIA ATHLETICS – Front row: Mule Haas, Joe Boley, Homer Summa, Walter French, Carroll Yerkes, Earl Mack, Eddie Collins, Jim Cronin, Sammy Hale, Max Bishop; Middle row: Charlie Perkins, Eddie Rommel, Jimmy Foxx, Trainer E.E. Ebling, Business Manager R. Von Ohl, Manager Connie Mack, President Thomas Shibe, Kid Gleason, Howard Ehmke, Jimmy Dykes, Mickey Cochrane; Top row: Bill Shores, Bevo Lebourveau, George Burns, Lefty Grove, Rube Walberg, Steve Pflueger, George Earnshaw, Al Simmons, Bing Miller, Bill Breckinridge, Jack Quinn

AL cellar before finishing seventh in 1922...finished sixth in 1923, fifth in '24, second in '25, third in '26 and second in '27 and '28 before winning the pennant in 1929...Al Simmons leads the American League with 157 RBI and finished second with a .365 batting average...Jimmie Foxx hit .354 with 33 home runs while catcher Mickey Cochrane finished with a .331 average...Bing Miller (.335), Jimmy Dykes (.327) and Mule Haas (.313) also topped the .300 mark for the season...Earnshaw (24-8, 3.29) and Grove (20-6, 2.81) combined for 44 wins.

1930: After posting a 102-52 regular season record, the Athletics successfully defended their World Championship by defeating a hard-nosed St. Louis Cardinals team in six games...offensively, Al Simmons led the AL with a .381 average to go along with 36 home runs...Jimmie Foxx hit .335 and his 37 home runs ranked tied for third in the league behind Babe Ruth (49) and Lou Gehrig (41)...Mickey Cochrane finished the year with a .357 average...Lefty Grove posts a 28-5 record to go along with a 2.54 ERA while George Earnshaw finished with a 22-13 record and a 4.44 ERA...the 1931 Athletics won a franchise record 107 games, but were denied a third straight championship after losing to the St. Louis Cardinals in a seven-game World Series...after finishing second in 1932 and third in 1933, the A's would average 92 losses a season for the next 21 years before relocating to Kansas City for the 1955 season.

1930 World Champion Philadelphia Athletics



1930 PHILADELPHIA ATHLETICS – Front row: Joe Boley, Max Bishop, Jimmy Dykes, Eddie Collins, Manager Connie Mack, Kid Gleason, Eddie Rommel, Al Simmons, Mickey Cochrane; Middle row: Ralph Perkins, Frank Higgins, Homer Summa, Jimmy Foxx, Dibrell Williams, Bing Miller, Lefty Grove, Jimmy Moore, Charlie Perkins; Top row: Trainer Dr. E. E. Ebling, Leroy Mahaffey, George Earnshaw, George Haas, William Shores, Wally Schang, Coach Earl Mack and Jack Quinn

1929: Behind a high-powered offense that featured six .300 hitters and the league's best pitching staff paced by Lefty Grove and George Earnshaw, the A's finished with a 104-46 record and captured the American League pennant by 18 games over the New York Yankees...defeated the Chicago Cubs in five games to win their fourth World Series title...the championship was the culmination of a long journey back to the top of the baseball world for Connie Mack's club...after winning the 1914 pennant, the A's spent the next seven seasons in the

1972 World Champion Oakland Athletics



1972 OAKLAND A's – Front row: *Matty Alou, Mike Hegan, bat boy Ron Pieraldi, Tim Cullen, Dick Green*; Second row: *Travelling secretary Tom Corwin, Bert Campaneris, Angel Mangual, Coach Jerry Adair, Coach Bill Posedel, Manager Dick Williams, Coach Vern Hoscheit, Coach Irv Noren, John "Blue Moon" Odom, Ted Kubiak*; Third row: *Trainer Joe Romo, Reggie Jackson, Gonzalo Marquez, Joe Horlen, Darold Knowles, Gene Tenace, Dal Maxvill, Sal Bando, Dave Hamilton, Vida Blue, Frank Ciensczyk*; Fourth row: *Joe Rudi, Don Mincher, Ken Holtzman, Rollie Fingers, George Hendrick, Bob Locker, Mike Epstein, Dave Duncan, Jim "Catfish" Hunter*

Vida Blue, who won both the AL Cy Young Award and league MVP honors a year before, to miss spring training and he did not make his first start until May 28th...led by Mike Epstein (26) and Reggie Jackson (25), the A's led the American League with 134 home runs...Jackson tore a hamstring muscle in the fifth game of the ALCS vs. Detroit and was sidelined for the World Series... Gene Tenace, who hit just .225 with five home runs during the regular season, hits a then-Fall Classic record four home runs to go along with a .348 average to earn World Series MVP honors.

1973: The A's claimed their third straight AL West title with a 94-68 record and dispatched the Baltimore Orioles to win a hard-fought five-game ALCS...defeated the New York Mets in seven games to capture a second straight World Championship...Reggie Jackson led the American League in home runs (32) and RBI (117) and hit .293 to earn AL MVP honors...after hitting just .143 against Baltimore in the ALCS, Jackson earned World Series MVP honors after hitting .310 with three doubles, a triple and a home run against the Mets...third baseman Sal Bando hit .287 with 29 home runs and 98 RBI

while playing all 162 games at third base...All-Star shortstop Campy Campaneris reached the 150-hit plateau for the second consecutive season and for the sixth time in 10 years...hit .333 vs. Baltimore and set then-ALCS records for total bases (14) and stolen bases (3) and tied an ALCS record with two home runs...hit .290 with six runs, three stolen bases, a triple and home run vs. the Mets in the World Series...Dick Green bounced back from an injury-plagued 1972 campaign to set a then-Oakland record for highest fielding percentage by a second baseman (.988)...Bill North, acquired in a trade with the Cubs in the off-season, emerged as the A's everyday center fielder, but a late season ankle injury forced him to miss both the ALCS and World Series...catcher Ray Fosse was acquired from Cleveland during spring training and established career highs in games played (143), at bats (492), doubles (23) and triples (2)...pitching staff was paced

1972: The Swingin' A's finished with a 93-62 regular season record and held off the Chicago White Sox to capture a second straight American League West title...defeated the Detroit Tigers in five games in the American League Championship Series to advance to the World Series, where they defeated the heavily-favored Cincinnati Reds in seven games...the pitching staff, led by Jim "Catfish" Hunter (21-7), Ken Holtzman (19-11), John "Blue Moon" Odom (15-6) and closer Rollie Fingers (11-9, 21 saves), finished second in the American League with a 2.58 ERA...a contract dispute forced

1973 World Champion Oakland Athletics



1973 OAKLAND A's – Front row: *Reggie Jackson, Jim "Catfish" Hunter, Pat Bourque, batboy Ron Pieraldi, Dick Green, Vic Davalilo, Billy North*; Second row: *Bert Campaneris, Vida Blue, Paul Lindblad, Coach Jerry Adair, Coach Vern Hoscheit, Manager Dick Williams, Coach Irv Noren, Coach Wes Stock, Sal Bando, Gene Tenace*; Third row: *Trainer Joe Romo, traveling secretary Jim Bank, Angel Mangual, Jesus Alou, Joe Rudi, John "Blue Moon" Odom, Mike Andrews, Ted Kubiak, equipment manager Frank Ciensczyk*; Fourth Row: *Horacio Pina, Ken Holtzman, Deron Johnson, Rollie Fingers, Billy Conigliaro, Ray Fosse, Darold Knowles and Allan Lewis*

by 20-game winners Catfish Hunter (21-5), Ken Holtzman (21-13) and Vida Blue (20-9)...Hunter posted his third straight 21-win season despite missing a month of the season with an injury...strung together 13-straight victories from June 2 to September 5... Hunter posted two wins over Baltimore in the ALCS, including a 3-0 shutout in Game 5...he kept his record perfect in World Series play, winning Game 6 against the Mets...Holtzman won seven games in the month of May and finished with four shutouts among his 16 complete games...after a slow start, Blue won 11 of his last 13 decisions down the stretch to notch his second 20-win season in just his third full Major League season...Blue tossed a team-high four shutouts during the season...Manager Dick Williams resigned shortly after the season after failing to come to terms on a new contract.



1974 OAKLAND A's – Front row: Jim “Catfish” Hunter, Dal Maxvill, Angel Mangual, Jim Holt; Second row: Bert Campaneris, Paul Lindblad, Vida Blue, Coach Bob Hofman, Coach Bobby Winkles, Manager Alvin Dark, Coach Wes Stock, Coach Jerry Adair, Sal Bando, Ted Kubiak, Billy North; Third row: Trainer Joe Romo, Traveling secretary Jim Bank, Herb Washington, Reggie Jackson, Jesus Alou, Dave Hamilton, Glenn Abbott, Joe Rudi, Ray Fosse, Dick Green, Phil Garner, Equipment manager Frank Ciensczyk; Top row: Claudell Washington, Gene Tenace, Larry Haney, Ken Holtzman, Rollie Fingers, John “Blue Moon” Odom, Darold Knowles

1974: Under new manager Alvin Dark, the A's defeated the Los Angeles Dodgers to claim their third straight World Series...finished the regular season with a 90-72 record and won their fourth straight AL West title by five games over Texas...defeated the Baltimore Orioles in a four-game ALCS to set up the first ever All-California World Series against the Dodgers... Catfish Hunter captured the American League Cy Young Award after winning a career high 25 games to go along with a 2.49 ERA...Rollie Fingers made a career high 76 appearances to set a then-Oakland

record...he was named World Series MVP after chalking up a win, two saves and a 1.93 ERA in four appearances...Fingers earned the win in Game 1 as he worked 4.1 innings in relief of Ken Holtzman...Campy Campaneris hit a career high .290 and stole over 30 bases for the 10th straight season...Campy batted .353 in five World Series games against the Dodgers...Joe Rudi led the AL in doubles (39) and total bases (287) while finishing third in RBI (99), fourth in slugging (.484) and fifth in hits (174)...Sal Bando finished second in the American League with 103 RBI...he hit game-winning home runs in the second and third games of the ALCS vs. Baltimore... Reggie Jackson started the season by batting .399 with 15 home runs and 42 RBI over the first 50 games...he made his fifth All-Star Game appearance in six years and amassed over 3.5 million votes in the fan balloting, nearly 800,000 more than runner up Hank Aaron...after a blazing start, Jackson hit just .239 with 14 home runs and 51 RBI over the final 104 games of the season... Claudell Washington made the jump from Double-A to appear in 73 games and was named to Topp's Rookie All-Star Team.

ATHLETICS YOUNGEST AND OLDEST ALL-STARS

YOUNGEST

20 years, 95 days	Jim Hunter, 1966
20 years, 318 days	Claudell Washington, 1975
21 years, 94 days	Jim Hunter, 1967
21 years, 196 days	Rickey Henderson, 1980
21 years, 350 days	Vida Blue, 1971
22 years, 13 days	Jose Canseco, 1986
22 years, 64 days	Ben Grieve, 1998
22 years, 134 days	Trevor Cahill, 2010
22 years, 232 days	Rick Monday, 1968
23 years, 8 days	Matt Keough, 1978

OLDEST

40 years, 53 days	Bartolo Colón, 2013
37 years, 285 days	Dennis Eckersley, 1992
36 years, 335 days	Bobo Newsom, 1944
36 years, 279 days	Dennis Eckersley, 1991
36 years, 222 days	Bob Johnson, 1942
36 years, 33 days	Eddie Joost, 1952
35 years, 280 days	Dennis Eckersley, 1990
35 years, 198 days	Grant Balfour, 2013
34 years, 226 days	Bob Johnson, 1940
34 years, 128 days	Steve Ontiveros, 1995

1989: The A's posted a regular season mark of 99-63 and finished seven games ahead of Kansas City in the American League West Division...defeated Toronto in five games to win a second straight American League pennant...swept the San Francisco Giants in the "Battle of the Bay" World Series, which will always be remembered for the devastating earthquake that struck on Oct. 17 at 5:04 p.m., just minutes before the first pitch of Game 3 at Candlestick Park...for the second straight season, won more regular season games than any team in the Majors...never led the AL West by more than 4.5 games until



1989 OAKLAND A's – In front: Bat Boy *Tori Lewis*, Bat Boy *Evan Mattrai*, Bat Boy *Brian Caskey*; Front row: *Mike Gallego*, *Jim Corsi*, *Felix Jose*, Hitting Coach *Merv Rettenmund*, First Base Coach *Dave McKay*, Third Base Coach *Rene Lachemann*, Manager *Tony La Russa*, Pitching Coach *Dave Duncan*, Bullpen Coach *Art Kusnyer*, Bench Coach *Tommy Reynolds*, *Glenn Hubbard*, *Matt Sinatro*, *Luis Polonia*, *Stan Javier*; Second row: Traveling Secretary *Mickey Morabito*, Equipment manager *Frank Ciencszyk*, *Jose Canseco*, *Storm Davis*, *Dennis Eckersley*, *Bob Welch*, *Carney Lansford*, *Mark McGwire*, *Eric Plunk*, *Dave Parker*, Trainer *Barry Weinberg*, Assistant Trainer *Larry Davis*; Top row: *Tony Phillips*, *Todd Burns*, *Brian Snyder*, *Dave Henderson*, *Ron Hassey*, *Greg Cadaret*, *Mike Moore*, *Dave Stewart*, *Walt Weiss*, *Gene Nelson*, *Terry Steinbach*, *Rick Honeycutt*, *Curt Young*

the final week and never were more than three games out of the division lead...were an injury-plagued team for the first four months of the season as 11 different players spent time on the disabled list, including Jose Canseco, Mark McGwire, Storm Davis, Walt Weiss, Dennis Eckersley and Bob Welch...pitching staff posted the lowest ERA in the American League (3.09) for the second straight season...tossed a Major League-best 20 shutouts on the year...starting pitchers Dave Stewart (21-9), Mike Moore (19-11), Storm Davis (19-7) and Bob Welch (17-8) combined for a 76-35 record with a 3.25 ERA...Stewart became the first pitcher to string together three 20-win seasons since Hall of Famer Jim Palmer accomplished the feat from 1975-78...became just the second player in Oakland history to reel off three straight 20-win seasons...was the first since Catfish Hunter won 20 or more games during a four year stretch from 1971-74...was 4-0 in four postseason starts and earned World Series MVP honors...third baseman Carney Lansford set an Oakland single-season record with a .336 batting average, which was the second best mark in the AL...offense received a tremendous boost when the team reacquired Oakland native Rickey Henderson in a trade with the New York Yankees on June 20th...Henderson hit .294 and reached base safely in 80 of the 85 games he played with Oakland down the stretch...tied Wade Boggs for the AL lead in runs scored (113) and topped the loop with a career high 126 walks...was named ALCS MVP after hitting .400 with 15 total bases, eight runs scored, five RBI and seven walks in five games vs. the Blue Jays...hit a combined .441 in nine postseason games...Dave Parker topped the team with 97 RBI to go along with 22 home runs...McGwire ranked third in the AL with 33 home runs and ranked 10th in RBI (95)...Mike Gallego, who was thrust into the starting shortstop's role with Weiss sidelined for 65 games with an injury, finished the season with career highs in virtually every offensive category, including average (.252), runs (45), hits (90), home runs (3) and RBI (30)...Canseco, who won AL MVP honors the year before, missed the first 88 games of the season due to a stress fracture of the hook of the hamate bone in his left hand...despite missing the first half of the season, still managed to finish third on the team in homers (17) and fourth in RBI (57)...hit a tremendous home run in Game 4 of the ALCS off Mike Flanagan, a blast that carried into the fifth deck in Toronto's SkyDome.

ATHLETICS MOST ALL-STAR GAME SELECTIONS

9	Mark McGwire
6	Jim Hunter
6	Reggie Jackson
6	Rickey Henderson
5	Bert Campaneris
5	Bob Johnson
5	Jose Canseco

ALL-TIME POSTSEASON RESULTS

AMERICAN LEAGUE WILD CARD

2014	Date	Opponent	W/L	Score	Winner	Loser	Save	Attendance
1	9/30	at Kansas City	L	8-9 (12)	Frasor	Otero		40,502
2018	Date	Opponent	W/L	Score	Winner	Loser	Save	Attendance
1	10/3	at New York	L	2-7	Betances	Hendriks		49,620
2019	Date	Opponent	W/L	Score	Winner	Loser	Save	Attendance
1	10/2	Tampa Bay	L	1-5	Morton	Manaea		54,005
2020	Date	Opponent	W/L	Score	Winner	Loser	Save	Attendance
1	9/29	Chicago	L	1-4	Giolito	Luzardo	Colome	—
2	9/30	Chicago	W	5-3	Bassitt	Keuchel	Diekman	—
3	10/1	Chicago	W	6-4	Montas	Marshall	Hendriks	—

AMERICAN LEAGUE DIVISION SERIES

1981	Date	Opponent	W/L	Score	Winner	Loser	Save	Attendance
1	10/6	at Kansas City	W	4-0	NORRIS	LEONARD		40,592
2	10/7	at Kansas City	W	2-1	McCATTY	Jones		40,274
3	10/9	Kansas City	W	4-1	Langford	Gura	Beard	40,002
2000	Date	Opponent	W/L	Score	Winner	Loser	Save	Attendance
1	10/3	New York	W	5-3	Heredia	Clemens	Isringhausen	47,350
2	10/4	New York	L	0-4	Pettitte	Appier	Rivera	47,860
3	10/6	at New York	L	2-4	Hernandez	HUDSON	Rivera	56,606
4	10/7	at New York	W	11-1	Zito	Clemens		56,915
5	10/8	New York	L	5-7	Stanton	Heredia	Rivera	41,170
2001	Date	Opponent	W/L	Score	Winner	Loser	Save	Attendance
1	10/10	at New York	W	5-3	Mulder	Clemens	Isringhausen	56,697
2	10/11	at New York	W	2-0	Hudson	Pettitte	Isringhausen	56,684
3	10/13	New York	L	0-1	Mussina	Zito	Rivera	55,861
4	10/14	New York	L	2-9	Hernandez	Lidle		43,681
5	10/15	at New York	L	3-5	Stanton	Mulder	Rivera	56,642
2002	Date	Opponent	W/L	Score	Winner	Loser	Save	Attendance
1	10/1	Minnesota	L	5-7	Radke	Lilly	Guardado	34,853
2	10/2	Minnesota	W	9-1	Mulder	Mays		31,953
3	10/4	at Minnesota	W	6-3	Zito	Reed	Koch	55,932
4	10/5	at Minnesota	L	2-11	Milton	Hudson		55,960
5	10/6	Minnesota	L	4-5	Radke	Mulder		32,146
2003	Date	Opponent	W/L	Score	Winner	Loser	Save	Attendance
1	10/1	Boston	W	5-4 (12)	Harden	Lowe		50,606
2	10/2	Boston	W	5-1	Zito	Wakefield		36,305
3	10/4	at Boston	L	1-3 (11)	Williamson	Harden		35,460
4	10/5	at Boston	L	4-5	Williamson	Foulke		35,048
5	10/6	Boston	L	3-4	Martinez	Zito	Lowe	49,397
2006	Date	Opponent	W/L	Score	Winner	Loser	Save	Attendance
1	10/3	at Minnesota	W	3-2	Zito	Santana	Street	55,542
2	10/4	at Minnesota	W	5-2	Calero	Neshek	Street	55,710
3	10/6	Minnesota	W	8-3	Haren	Radke		35,694
2012	Date	Opponent	W/L	Score	Winner	Loser	Save	Attendance
1	10/6	at Detroit	L	1-3	Verlander	Parker	Valverde	43,323
2	10/7	at Detroit	L	4-5	Alburquerque	Balfour		40,684
3	10/9	Detroit	W	2-0	Anderson	Sanchez	Balfour	37,090
4	10/10	Detroit	W	4-3	Cook	Valverde		36,385
5	10/11	Detroit	L	0-6	VERLANDER	Parker		36,393

2013	Date	Opponent	W/L	Score	Winner	Loser	Save	Attendance
1	10/4	Detroit	L	2-3	Scherzer	Colón	Benoit	48,401
2	10/5	Detroit	W	1-0	Balfour	Albuquerque		48,292
3	10/7	at Detroit	W	6-3	Parker	Sanchez	Balfour	43,973
4	10/8	at Detroit	L	6-8	Scherzer	Doolittle		43,958
5	10/10	Detroit	L	0-3	Verlander	Gray	Benoit	46,959
2020	Date	Opponent	W/L	Score	Winner	Loser	Save	Attendance
1	10/5	*Houston	L	5-10	Taylor	Wendelken		—
2	10/6	*Houston	L	2-5	Valdez	Manaea	Pressly	—
3	10/7	*Houston	W	9-7	Hendriks	Raley		—
4	10/8	*Houston	L	6-11	Javier	Montas		—

*indicates all games played at Dodger Stadium...A's were the home team in Games 1 and 2 and the visiting team in Games 3 and 4

AMERICAN LEAGUE CHAMPIONSHIP SERIES

1971	Date	Opponent	W/L	Score	Winner	Loser	Save	Attendance
1	10/3	at Baltimore	L	3-5	McNally	Blue	Watt	42,621
2	10/4	at Baltimore	L	1-5	CUELLAR	HUNTER		35,003
3	10/5	Baltimore	L	3-5	PALMER	Segui		33,176

1972	Date	Opponent	W/L	Score	Winner	Loser	Save	Attendance
1	10/7	Detroit	W	3-2 (11)	Fingers	Lolich		29,536
2	10/8	Detroit	W	5-0	ODOM	Fryman		31,088
3	10/10	at Detroit	L	0-3	COLEMAN	Holtzman		41,156
4	10/11	at Detroit	L	3-4 (10)	Hiller	Horlen		37,615
5	10/12	at Detroit	W	2-1	Odum	Fryman	Blue	50,276

1973	Date	Opponent	W/L	Score	Winner	Loser	Save	Attendance
1	10/6	at Baltimore	L	0-6	PALMER	Blue		41,279
2	10/7	at Baltimore	W	6-3	Hunter	McNally	Fingers	48,425
3	10/9	Baltimore	W	2-1 (11)	HOLTZMAN	CUELLAR		34,467
4	10/10	Baltimore	L	4-5	Jackson	Fingers		27,497
5	10/11	Baltimore	W	3-0	HUNTER	Alexander		24,265

1974	Date	Opponent	W/L	Score	Winner	Loser	Save	Attendance
1	10/5	Baltimore	L	3-6	Cuellar	Hunter		41,609
2	10/6	Baltimore	W	5-0	HOLTZMAN	McNally		42,810
3	10/8	at Baltimore	W	1-0	BLUE	PALMER		32,060
4	10/9	at Baltimore	W	2-1	Hunter	Cuellar	Fingers	28,136

1975	Date	Opponent	W/L	Score	Winner	Loser	Save	Attendance
1	10/4	at Boston	L	1-7	TIANT	Holtzman		35,578
2	10/5	at Boston	L	3-6	Moret	Fingers	Drago	35,578
3	10/7	Boston	L	3-5	Wise	Holtzman	Drago	49,358

1981	Date	Opponent	W/L	Score	Winner	Loser	Save	Attendance
1	10/13	at New York	L	1-3	John	Norris	Gossage	55,740
2	10/14	at New York	L	3-13	Frazier	McCatty		48,497
3	10/15	New York	L	0-4	Righetti	Keough		47,302

1988	Date	Opponent	W/L	Score	Winner	Loser	Save	Attendance
1	10/5	at Boston	W	2-1	Honeycutt	HURST	Eckersley	34,104
2	10/6	at Boston	W	4-3	Nelson	Smith	Eckersley	34,605
3	10/8	Boston	W	10-6	Nelson	Boddicker	Eckersley	49,261
4	10/9	Boston	W	4-1	Stewart	Hurst	Eckersley	49,406

1989	Date	Opponent	W/L	Score	Winner	Loser	Save	Attendance
1	10/3	Toronto	W	7-3	Stewart	Stieb		49,435
2	10/4	Toronto	W	6-3	Moore	Stottlemlyre	Eckersley	49,444
3	10/6	at Toronto	L	3-7	Key	Davis		50,268
4	10/7	at Toronto	W	6-5	Welch	Flanagan	Eckersley	50,076
5	10/8	at Toronto	W	4-3	Stewart	Stieb	Eckersley	50,024

1990	Date	Opponent	W/L	Score	Winner	Loser	Save	Attendance
1	10/6	at Boston	W	9-1	Stewart	Andersen		35,192
2	10/7	at Boston	W	4-1	Harris	Welch	Eckersley	35,070
3	10/9	Boston	W	4-1	Moore	BODDICKER	Eckersley	49,026
4	10/10	Boston	W	3-1	Stewart	Clemens	Honeycutt	49,052

1992	Date	Opponent	W/L	Score	Winner	Loser	Save	Attendance
1	10/7	at Toronto	W	4-3	Russell	MORRIS	Eckersley	51,039
2	10/8	at Toronto	L	1-3	Cone	Moore	Henke	51,114
3	10/10	Toronto	L	5-7	Guzman	Darling	Henke	46,911
4	10/11	Toronto	L	6-7 (11)	Ward	Downs	Henke	47,732
5	10/12	Toronto	W	6-2	STEWART	Cone		44,955
6	10/14	at Toronto	L	2-9	Guzman	Moore		51,335

2006	Date	Opponent	W/L	Score	Winner	Loser	Save	Attendance
1	10/10	Detroit	L	1-5	Robertson	Zito		35,655
2	10/11	Detroit	L	5-8	Verlander	Loaiza	Jones	36,168
3	10/13	at Detroit	L	0-3	Rogers	Harden	Jones	41,669
4	10/14	at Detroit	L	3-6	Ledezma	Street		42,967

WORLD SERIES

1905	Date	Opponent	W/L	Score	Winner	Loser	Save	Attendance
1	10/9	New York	L	0-3	MATHEWSON	PLANK		17,955
2	10/10	at New York	W	3-0	BENDER	McGinnity		24,992
3	10/12	New York	L	0-9	MATHEWSON	COAKLEY		10,991
4	10/13	at New York	L	0-1	McGINNITY	PLANK		13,598
5	10/14	at New York	L	0-2	MATHEWSON	BENDER		24,187

1910	Date	Opponent	W/L	Score	Winner	Loser	Save	Attendance
1	10/17	Chicago	W	4-1	BENDER	Overall		26,891
2	10/18	Chicago	W	9-3	COOMBS	Brown		24,597
3	10/20	at Chicago	W	12-5	COOMBS	McIntire		26,210
4	10/22	at Chicago	L	3-4 (10)	Brown	BENDER		19,150
5	10/23	at Chicago	W	7-2	COOMBS	BROWN		27,374

1911	Date	Opponent	W/L	Score	Winner	Loser	Save	Attendance
1	10/14	at New York	L	1-2	MATHEWSON	BENDER		38,281
2	10/16	New York	W	3-1	PLANK	Marquard		26,286
3	10/17	at New York	W	3-2 (11)	COOMBS	MATHEWSON		37,216
4	10/24	New York	W	4-2	BENDER	Mathewson		24,355
5	10/25	at New York	L	3-4 (10)	Crandall	Plank		33,228
6	10/26	New York	W	13-2	BENDER	Ames		20,485

1913	Date	Opponent	W/L	Score	Winner	Loser	Save	Attendance
1	10/7	at New York	W	6-4	BENDER	Marquard		36,291
2	10/8	New York	L	0-3 (10)	MATHEWSON	PLANK		20,563
3	10/9	at New York	W	8-2	BUSH	Tesreau		36,896
4	10/10	New York	W	6-5	BENDER	Demaree		20,568
5	10/11	at New York	W	3-1	PLANK	MATHEWSON		36,632

1914	Date	Opponent	W/L	Score	Winner	Loser	Save	Attendance
1	10/9	Boston	L	1-7	RUDOLPH	Bender		20,562
2	10/10	Boston	L	0-1	JAMES	PLANK		20,562
3	10/12	at Boston	L	4-5 (12)	James	BUSH		35,520
4	10/13	at Boston	L	1-3	RUDOLPH	Shawkey		34,365

1929	Date	Opponent	W/L	Score	Winner	Loser	Save	Attendance
1	10/8	at Chicago	W	3-1	EHMKE	Root		50,740
2	10/9	at Chicago	W	9-3	Earnshaw	Malone		49,987
3	10/11	Chicago	L	1-3	BUSH	EARNSHAW		29,921
4	10/12	Chicago	W	10-8	Rommel	Blake		29,921
5	10/14	Chicago	W	3-2	Walberg	MALONE		29,921

1930	Date	Opponent	W/L	Score	Winner	Loser	Save	Attendance
1	10/1	St. Louis	W	5-2	GROVE	GRIMES		32,295
2	10/2	St. Louis	W	6-1	EARNSHAW	Rhem		32,295
3	10/4	at St. Louis	L	0-5	HALLAHAN	Walberg		36,944
4	10/5	at St. Louis	L	1-3	HAINES	GROVE		39,946
5	10/6	at St. Louis	W	2-0	Grove	GRIMES		38,844
6	10/8	St. Louis	W	7-1	EARNSHAW	Hallahan		32,295

1931	Date	Opponent	W/L	Score	Winner	Loser	Save	Attendance
1	10/1	at St. Louis	W	6-2	GROVE	Derringer		38,529
2	10/2	at St. Louis	L	0-2	HALLAHAN	EARNSHAW		35,947
3	10/5	St. Louis	L	2-5	GRIMES	Grove		32,295
4	10/6	St. Louis	W	3-0	EARNSHAW	Johnson		32,295
5	10/7	St. Louis	L	1-5	HALLAHAN	Hoyt		32,295
6	10/9	at St. Louis	W	8-1	GROVE	Derringer		39,401
7	10/10	at St. Louis	L	2-4	Grimes	Earnshaw		20,805

1972	Date	Opponent	W/L	Score	Winner	Loser	Save	Attendance
1	10/14	at Cincinnati	W	3-2	Holtzman	Nolan	Blue	52,918
2	10/15	at Cincinnati	W	2-1	Hunter	Grimsley	Fingers	53,244
3	10/18	Cincinnati	L	0-1	Billingham	Odom	Carroll	49,410
4	10/19	Cincinnati	W	3-2	Fingers	Carroll		49,410
5	10/20	Cincinnati	L	4-5	Grimsley	Fingers	Billingham	49,410
6	10/21	at Cincinnati	L	1-8	Grimsley	Blue	Hall	52,737
7	10/22	at Cincinnati	W	3-2	Hunter	Borbon	Fingers	56,040

1973	Date	Opponent	W/L	Score	Winner	Loser	Save	Attendance
1	10/13	New York	W	2-1	Holtzman	Matlack	Knowles	46,021
2	10/14	New York	L	7-10 (12)	McGraw	Fingers	Stone	49,151
3	10/16	at New York	W	3-2 (11)	Lindblad	Parker	Fingers	54,817
4	10/17	at New York	L	1-6	Matlack	Holtzman	Sadecki	54,817
5	10/18	at New York	L	0-2	Koosman	Blue	McGraw	54,817
6	10/20	New York	W	3-1	Hunter	Seaver	Fingers	49,333
7	10/21	New York	W	5-2	Holtzman	Matlack	Knowles	49,333

1974	Date	Opponent	W/L	Score	Winner	Loser	Save	Attendance
1	10/12	at Los Angeles	W	3-2	Fingers	Messersmith	Hunter	55,974
2	10/13	at Los Angeles	L	2-3	Sutton	Blue	Marshall	55,989
3	10/15	Los Angeles	W	3-2	Hunter	Downing		49,347
4	10/16	Los Angeles	W	5-2	Holtzman	Messersmith	Fingers	49,347
5	10/17	Los Angeles	W	3-2	Odom	Marshall	Fingers	49,347

1988	Date	Opponent	W/L	Score	Winner	Loser	Save	Attendance
1	10/15	at Los Angeles	L	4-5	Pena	Eckersley		55,983
2	10/16	at Los Angeles	L	0-6	HERSHISER	Davis		56,051
3	10/18	Los Angeles	W	2-1	Honeycutt	Howell		49,316
4	10/19	Los Angeles	L	3-4	Belcher	Stewart	Howell	49,317
5	10/20	Los Angeles	L	2-5	HERSHISER	Davis		49,317

1989	Date	Opponent	W/L	Score	Winner	Loser	Save	Attendance
1	10/14	San Francisco	W	5-0	STEWART	Garrelts		49,385
2	10/15	San Francisco	W	5-1	Moore	Reuschel		49,388
3	10/27	at San Francisco	W	13-7	Stewart	Garrelts		62,038
4	10/28	at San Francisco	W	9-6	Moore	Robinson	Eckersley	62,032

1990	Date	Opponent	W/L	Score	Winner	Loser	Save	Attendance
1	10/16	at Cincinnati	L	0-7	Rijo	Stewart		55,830
2	10/17	at Cincinnati	L	4-5 (10)	Dibble	Eckersley		55,832
3	10/19	Cincinnati	L	3-8	Browning	Moore		48,269
4	10/20	Cincinnati	L	1-2	Rijo	STEWART	Myers	48,613

Capitals denote complete game.

OAKLAND'S 20-GAME WINNING STREAK, 2002

Date	Opponent	Score	Date	Opponent	Score
Aug. 13	Toronto	5-4	Aug. 24	at Detroit	12-3
Aug. 14	Toronto	4-2	Aug. 25	at Detroit	10-7
Aug. 16	Chicago	1-0	Aug. 26	at Kansas City	6-3
Aug. 17	Chicago	9-2	Aug. 27	at Kansas City	6-4
Aug. 18	Chicago	7-4	Aug. 28	at Kansas City	7-1
Aug. 19	at Cleveland	8-1	Aug. 30	Minnesota	4-2
Aug. 20	at Cleveland	6-3	Aug. 31	Minnesota	6-3
Aug. 21	at Cleveland	6-0	Sept. 1	Minnesota	7-5
Aug. 22	at Cleveland	9-3	Sept. 2	Kansas City	7-6
Aug. 23	at Detroit	9-1	Sept. 4	Kansas City	12-11

POSTSEASON TEAM TOTALS

AMERICAN LEAGUE WILD CARD

Year	AVG.	G	AB	R	H	TB	2B	3B	HR	RBI	SH	SF	HP	BB	IBB	SO	SB	CS	DP	E	SLG	OBP
2014	.277	1	47	8	13	19	0	0	2	8	1	0	0	6	1	15	0	0	0	0	.404	.358
2018	.152	1	33	2	5	8	0	0	1	2	0	0	0	5	0	13	0	0	0	0	.242	.263
2019	.242	1	33	1	8	8	0	0	0	1	0	1	0	3	0	12	0	0	2	0	.242	.297
2020	.194	3	93	12	18	28	1	0	3	10	0	0	0	11	1	22	0	0	1	1	.279	.301
Totals	.214	6	206	23	44	63	1	0	6	21	1	1	0	25	2	62	0	0	3	2	.306	.297

Year	W	L	ERA	G	GS	CG	GF	SHO	SV	IP	H	R	ER	HR	HB	BB	IBB	SO	WP	BK	AVG.
2014	0	1	6.94	1	1	0	1	0	0	11.2	15	9	9	0	0	3	0	8	1	0	.341
2018	0	1	7.88	1	1	0	1	0	0	8.0	7	7	7	2	0	4	0	6	1	0	.241
2019	0	1	5.00	1	1	0	1	0	0	9.0	7	5	5	4	0	2	0	12	0	0	.206
2020	2	1	3.67	3	3	0	3	0	2	27.0	31	11	11	5	1	6	0	29	1	0	.277
Totals	2	4	5.17	6	6	0	6	0	2	55.2	60	32	32	11	1	15	0	55	3	0	.274

AMERICAN LEAGUE DIVISION SERIES

Year	AVG.	G	AB	R	H	TB	2B	3B	HR	RBI	SH	SF	HP	BB	IBB	SO	SB	CS	DP	E	SLG	OBP
1981	.253	3	99	10	25	39	5	0	3	9	3	0	0	6	0	10	2	2	1	3	.394	.295
2000	.263	5	167	23	44	59	9	0	2	22	1	2	2	19	1	31	3	0	6	5	.353	.342
2001	.247	5	174	12	43	70	13	1	4	11	0	2	3	11	1	31	3	0	3	6	.402	.300
2002	.288	5	184	26	53	92	13	1	8	25	0	1	1	12	1	34	1	0	2	3	.500	.333
2003	.213	5	178	18	38	51	8	1	1	15	1	0	4	21	2	37	3	0	0	5	.287	.310
2006	.245	3	106	16	26	50	9	0	5	15	0	0	0	6	1	19	0	0	2	1	.472	.286
2012	.194	5	155	11	30	44	5	0	3	10	1	0	2	14	0	50	2	1	2	3	.284	.269
2013	.217	5	166	15	36	63	6	3	5	14	1	1	1	14	2	57	1	1	1	1	.380	.280
2020	.269	4	134	22	36	77	5	0	12	22	0	3	2	11	0	32	0	0	5	3	.575	.327
Totals	.243	40	1363	153	331	545	73	6	43	143	7	9	15	114	8	301	15	3	22	30	.400	.306

Year	W	L	ERA	G	GS	CG	GF	SHO	SV	IP	H	R	ER	HR	HB	BB	IBB	SO	WP	BK	AVG.
1981	3	0	0.67	3	3	2	1	1	1	27.0	20	2	2	0	0	7	0	11	0	0	.204
2000	2	3	3.48	5	5	1	4	0	1	44.0	41	19	17	1	1	16	2	35	0	0	.244
2001	2	3	2.86	5	5	0	5	1	2	44.0	40	18	14	3	4	11	0	29	0	0	.241
2002	2	3	4.09	5	5	0	5	0	1	44.0	52	27	20	5	2	14	1	42	4	0	.291
2003	2	3	2.98	5	5	0	5	0	0	48.1	38	17	16	8	2	18	5	39	1	0	.211
2006	3	0	2.33	3	3	0	3	0	2	27.0	26	7	7	5	0	6	0	11	0	0	.257
2012	2	3	2.89	5	5	0	5	1	1	43.2	41	17	14	2	3	7	1	39	4	0	.252
2013	2	3	3.48	5	5	0	5	1	1	44.0	38	17	17	3	2	13	1	38	1	0	.235
2020	1	3	7.46	4	4	0	4	0	0	35.0	46	33	29	12	5	11	1	28	0	0	.322
Totals	19	21	3.43	40	40	3	37	4	9	357.0	342	157	136	39	19	103	11	272	10	0	.251

AMERICAN LEAGUE CHAMPIONSHIP SERIES

Year	AVG.	G	AB	R	H	TB	2B	3B	HR	RBI	SH	SF	HP	BB	IBB	SO	SB	CS	DP	E	SLG	OBP
1971	.229	3	96	7	22	41	8	1	3	7	2	0	0	5	0	16	0	3	3	0	.427	.267
1972	.224	5	170	13	38	49	8	0	1	10	4	1	3	12	0	35	7	2	2	3	.288	.285
1973	.200	5	160	15	32	54	5	1	5	15	4	1	2	17	3	39	3	1	2	4	.338	.283
1974	.183	4	120	11	22	37	4	1	3	11	2	1	1	22	3	16	3	3	3	2	.308	.313
1975	.194	3	98	7	19	28	6	0	1	7	0	0	0	9	0	14	0	0	2	6	.286	.262
1981	.222	3	99	4	22	28	4	1	0	4	0	0	0	6	1	23	2	0	6	4	.283	.267
1988	.299	4	137	20	41	70	8	0	7	20	0	1	0	10	3	35	1	3	1	3	.511	.345
1989	.272	5	158	26	43	75	9	1	7	23	3	2	1	20	0	32	13	3	2	3	.475	.354
1990	.299	4	127	20	38	42	4	0	0	18	4	3	4	19	2	21	9	3	5	1	.331	.399
1992	.251	6	207	24	52	71	5	1	4	23	3	2	1	24	2	33	16	2	5	7	.343	.329
2006	.221	4	131	9	29	48	7	0	4	9	0	0	1	14	0	28	0	0	7	3	.366	.301
Totals	.238	46	1503	156	358	543	68	6	35	147	22	11	13	158	14	292	54	20	38	36	.361	.314

Year	W	L	ERA	G	GS	CG	GF	SHO	SV	IP	H	R	ER	HR	HB	BB	IBB	SO	WP	BK	AVG.
1971	0	3	5.40	3	3	1	2	0	0	25.0	26	15	15	4	0	13	2	22	1	0	.274
1972	3	2	1.76	5	5	1	4	1	1	46.0	32	10	9	4	0	13	2	25	2	0	.198
1973	3	2	2.74	5	5	2	3	1	1	46.0	36	15	14	3	2	16	1	25	1	0	.211
1974	3	1	1.75	4	4	2	2	2	1	36.0	22	7	7	3	0	5	0	20	0	0	.177
1975	0	3	4.32	3	3	0	3	0	0	25.0	31	18	12	2	0	3	2	12	1	0	.316
1981	0	3	6.84	3	3	0	3	0	0	25.0	36	20	19	3	2	13	0	10	1	0	.336
1988	4	0	2.00	4	4	0	4	0	4	36.0	26	11	8	2	1	18	0	23	1	1	.206
1989	4	1	3.89	5	5	0	5	0	3	44.0	40	21	19	3	0	15	1	24	1	0	.242
1990	4	0	1.00	4	4	0	4	0	3	36.0	23	4	4	1	0	6	0	16	0	0	.183
1992	2	4	4.50	6	6	1	5	0	1	54.0	59	31	27	10	0	23	1	29	3	0	.281
2006	0	4	5.71	4	4	0	4	0	0	34.2	39	22	22	7	0	19	2	25	3	0	.285
Totals	23	23	3.44	46	46	7	39	4	14	407.2	370	174	156	42	5	144	11	231	14	1	.243

WORLD SERIES

Year	AVG.	G	AB	R	H	TB	2B	3B	HR	RBI	SH	SF	HP	BB	IBB	SO	SB	CS	DP	E	SLG	OBP
1905	.161	5	155	3	25	30	5	0	0	2	3	0	1	5	-	25	2	2	2	8	.194	.193
1910	.316	5	177	35	56	80	19	1	1	30	7	0	2	17	-	24	7	7	3	11	.452	.383
1911	.244	6	205	27	50	74	15	0	3	21	7	2	0	4	-	31	4	6	0	11	.361	.256
1913	.264	5	174	23	46	64	4	4	2	21	5	2	0	7	-	16	5	2	0	5	.368	.290
1914	.172	4	128	6	22	31	9	0	0	5	2	1	0	13	-	28	2	3	2	3	.242	.246
1929	.281	5	171	26	48	71	5	0	6	26	6	1	1	13	-	27	0	2	4	4	.415	.333
1930	.197	6	178	21	35	67	10	2	6	21	4	3	1	24	-	32	0	2	3	3	.376	.291
1931	.220	7	227	22	50	64	5	0	3	20	4	0	1	28	-	46	0	0	5	2	.282	.309
1972	.209	7	220	16	46	65	4	0	5	16	6	0	1	21	5	37	1	3	2	9	.295	.281
1973	.212	7	241	21	51	75	12	3	2	20	2	1	2	28	3	62	3	4	2	9	.311	.298
1974	.211	5	142	16	30	46	4	0	4	14	7	1	2	16	1	42	3	3	3	5	.324	.298
1988	.177	5	158	11	28	37	3	0	2	11	1	1	1	17	1	41	3	0	2	2	.234	.260
1989	.301	4	146	32	44	85	8	3	9	30	0	0	1	18	3	22	4	1	2	1	.582	.382
1990	.207	4	135	8	28	41	4	0	3	8	2	1	0	12	1	28	7	0	2	5	.304	.270
Totals	.228	75	2457	267	559	830	107	13	46	245	56	13	13	223	-	461	41	35	32	78	.338	.294

Year	W	L	ERA	G	GS	CG	GF	SHO	SV	IP	H	R	ER	HR	HB	BB	IBB	SO	WP	BK	AVG.
1905	1	4	1.47	5	5	5	0	1	-	43.0	31	15	7	0	2	15	-	26	1	0	.203
1910	4	1	2.76	5	5	5	0	0	-	45.2	35	15	14	0	0	18	-	31	1	0	.222
1911	4	2	1.29	6	6	5	1	0	-	55.2	33	13	8	0	3	14	-	44	1	0	.175
1913	4	1	2.15	5	5	5	0	0	-	46.0	33	15	11	1	3	8	-	19	0	0	.201
1914	0	4	3.41	4	4	2	2	0	-	37.0	33	16	14	1	1	15	-	18	0	0	.244
1929	4	1	2.40	5	5	2	3	0	-	45.0	43	17	12	1	0	13	-	50	0	0	.249
1930	4	2	1.73	6	6	4	2	1	-	52.0	38	12	10	2	0	11	-	33	0	0	.200
1931	3	4	2.66	7	7	4	3	1	-	61.0	54	19	18	2	0	9	-	41	1	0	.236
1972	4	3	3.05	7	7	0	7	0	3	62.0	46	21	21	3	1	27	8	46	4	0	.209
1973	4	3	2.32	7	7	0	7	0	4	66.0	66	24	17	4	3	26	6	36	3	0	.253
1974	4	1	2.05	5	5	0	5	0	3	44.0	36	11	10	4	1	16	0	32	1	0	.228
1988	1	4	3.92	5	5	0	5	0	0	43.2	41	21	19	5	1	13	0	36	1	1	.246
1989	4	0	3.50	4	4	1	3	1	1	36.0	28	14	14	4	0	8	0	27	2	0	.209
1990	0	4	3.82	4	4	1	3	0	0	35.1	45	22	15	3	1	15	1	9	2	0	.317
Totals	41	34	2.54	75	75	34	41	4	-	672.1	562	235	190	30	16	208	-	448	17	1	.227

Most Games Started

Career.....	1 (six players tied)
Series.....	1 (six players tied)

Most Complete Games

Career.....	None
Series.....	None

Most Innings Pitched

Career.....	7.1 (Jon Lester, 2014)
Series.....	7.1 (Jon Lester, 2014)
Game.....	7.1 (Jon Lester, 2014)

Most Hits

Career.....	8 (Jon Lester, 2014)
Series.....	8 (Jon Lester, 2014)
Game.....	8 (Jon Lester, 2014)
Game, Fewest.....	No complete games

Most Runs

Career.....	6 (Jon Lester, 2014)
Series.....	6 (Jon Lester, 2014)
Game.....	6 (Jon Lester, 2014)

Most Earned Runs

Career.....	6 (Jon Lester, 2014)
Series.....	6 (Jon Lester, 2014)
Game.....	6 (Jon Lester, 2014)

Most Walks

Career.....	2 (five players tied)
Series.....	2 (four times, last: Jake Diekman, 2020)
Game.....	2 (Jesús Luzardo, 2019) 2 (Blake Treinen, 2018) 2 (Jon Lester, 2014)

Most Strikeouts

Career.....	10 (Liam Hendriks, 2018-20)
Series.....	8 (Liam Hendriks, 2020)
Game.....	5 (five times, last: Bassitt and Hendriks, 2020 Game 2)

Most Home Runs

Career.....	3 (Sean Manaea, 2019)
Series.....	3 (Sean Manaea, 2019)
Game.....	3 (Sean Manaea, 2019)

TEAM GAME

Batting

At Bats.....	47 (2014, 12 innings)
Runs.....	8 (2014, 12 innings)
Runs, Inning.....	5 (2014, 6th inn.)
Hits.....	13 (2014, 12 innings)
Doubles.....	1 (2020 Game 3)
Triples.....	None
Home Runs.....	2 (2020 Game 2) 2 (2014)
Home Runs, Inning.....	1 (six times, last: 2020 Game 3, 4th inn.)
Home Runs, Back-to-Back.....	None
Total Bases.....	19 (2014, 12 innings)
Extra Base Hits.....	2 (2020 Game 3) 2 (2020 Game 2) 2 (2014, 12 innings)
Runs Batted In.....	8 (2014, 12 innings)
Walks.....	9 (2020 Game 3)
Strikeouts.....	15 (2014, 12 innings)
Stolen Bases.....	None

Pitching

Hits.....	15 (2014, 12 innings)
Runs.....	9 (2014, 12 innings)
Runs, Inning.....	4 (2018, 6th inn.)
Earned Runs.....	9 (2014, 12 innings)
Walks.....	4 (2018)
Strikeouts.....	12 (2019)
Home Runs.....	4 (2019)

TEAM MISCELLANEOUS

Consecutive Wins.....	2 (Sept. 30, 2020-present)
Consecutive Losses.....	4 (Sept. 30, 2014 to Sept. 29, 2020)
Shutouts.....	None
Longest Nine Inning Game.....	4:09 (2020 Game 3)
Longest Extra Inning Game.....	4:45 (2014, 12 inn.)
Fastest Game.....	2:53 (2020 Game 1)
Extra Inning Games.....	2014 (8-9, 12 inn.)
Margin of Victory.....	2 (2020 Game 2, 5-3) 2 (2020 Game 3, 6-4)
Margin of Defeat.....	5 (2018, 2-9)
Largest Deficit Overcome to Win.....	3 (2020 Game 3)
Largest Lead Surrendered to Lose.....	4 (2014)
Left On Base, Game.....	12 (2020 Game 3)
Fewest Left On Base, Game.....	3 (2020 Game 1) 3 (2020 Game 2)
Double Plays Turned, Game.....	1 (2020 Game 3) 1 (2018)
Errors, Series.....	1 (2020)
Errors, Game.....	1 (2020 Game 3)

DIVISION SERIES RECORDS

INDIVIDUAL BATTING

Highest Batting Average

Career (min. 25 pa).....	.350 (Yoenis Céspedes, 2012-13)
Series (min. 10 pa).....	.545 (Tony Armas, 1981) .545 (Dwayne Murphy, 1981)

Highest Slugging Percentage

Career (min. 25 pa).....	.525 (Yoenis Céspedes, 2012-13)
Series (min. 10 pa).....	1.200 (Frank Thomas, 2006)

Highest On-Base Percentage

Career (min. 25 pa).....	.477 (Jason Giambi, 2000-01)
Series (min. 10 pa).....	.611 (Marcus Semien, 2020)

Most Games Played

Career.....	23 (Eric Chavez, 2000-03, 06)
-------------	-------------------------------

Most At Bats

Career.....	95 (Eric Chavez, 2000-03, 06)
Series.....	23 (Miguel Tejada, 2003)
Game.....	6 (Eric Chavez, 2003 Game 1, 12 innings) 6 (Miguel Tejada, 2003 Game 1, 12 innings)

Most Runs

Career.....	10 (Eric Chavez, 2000-03, 06)
Series.....	7 (Ray Durham, 2002)
Game.....	3 (Coco Crisp, 2013 Game 4) 3 (Ray Durham, 2002 Game 2) 3 (Rickey Henderson, 1981 Game 3)

Most Hits

Career.....	21 (Eric Chavez, 2000-03, 06)
Series.....	9 (Johnny Damon, 2001)
Game.....	4 (five times, last: Coco Crisp, 2013 Game 4)
Hitting Streak, Series.....	5 (six times, last: Yoenis Céspedes, 2013)
Hitting Streak, Career.....	10 (Yoenis Céspedes, October 6, 2012-present)

Most Doubles

Career.....	7 (Miguel Tejada, 2000-03)
Series.....	4 (Marco Scutaro, 2006)
Game.....	2 (six times, last: Coco Crisp, 2013 Game 3)

Most Triples

Career.....	1 (six times, last: Céspedes, Crisp and Vogt, 2013)
Series.....	1 (six times, last: Céspedes, Crisp and Vogt, 2013)
Game.....	1 (six times, last: Coco Crisp, 2013 Game 4)

Most Home Runs

Career.....	4 (Terrence Long, 2000-03)
Series.....	2 (seven times, last: Davis, Laureano, Olson and Pinder, 2020)
Game.....	2 (Ramon Laureano, 2020 Game 4) 2 (Frank Thomas, 2006 Game 1) 2 (Terrence Long, 2001 Game 1)
Grand Slams.....	none
Pinch Hit.....	none
Inside The Park.....	Mark Kotsay, 2006 Game 2 Ray Durham, 2002 Game 3

Leadoff.....	Coco Crisp, 2012 Game 1 Ray Durham, 2002 Game 3
Game Ending.....	none

Most RBI

Career.....	10 (Eric Chavez, 2000-03, 06)
Series.....	6 (Marco Scutaro, 2006)
Game.....	4 (Ramón Laureano, 2020 Game 4) 4 (Chad Pinder, 2020 Game 3) 4 (Marco Scutaro, 2006 Game 3)

Most Total Bases

Career.....	33 (Eric Chavez, 2000-03, 06)
Series.....	16 (Ray Durham, 2002) 16 (Terrence Long, 2001)
Game.....	9 (Frank Thomas, 2006 Game 1)

Most Extra Base Hits

Career.....	8 (Eric Chavez, 2000-03, 06) 8 (Miguel Tejada, 2000-03)
Series.....	5 (Ray Durham, 2002) 5 (Terrence Long, 2001)
Game.....	2 (13 times, last: Ramón Laureano, 2020 Game 4)

Most Walks

Career.....	11 (Jason Giambi, 2000-01)
Series.....	7 (Jason Giambi, 2000)
Game.....	3 (Coco Crisp, 2013 Game 1) 3 (Jason Giambi, 2000 Game 4)

Most Strikeouts

Career.....	20 (Brandon Moss, 2012-13)
Series.....	13 (Brandon Moss, 2013)
Game.....	4 (Khris Davis, 2020 Game 4) 4 (Stephen Drew, 2012 Game 5) 4 (Ben Grieve, 2000 Game 5)

Most Stolen Bases

Career.....	2 (Yoenis Céspedes, 2012-13) 2 (Johnny Damon, 2001) 2 (Rickey Henderson, 1981)
Series.....	2 (Yoenis Céspedes, 2012) 2 (Johnny Damon, 2001) 2 (Rickey Henderson, 1981)
Game.....	2 (Yoenis Céspedes, 2012 Game 2) 2 (Johnny Damon, 2001 Game 1)

INDIVIDUAL PITCHING

Most Games Won

Career.....	4 (Barry Zito, 2000-03, 06)
Series.....	1 (19 times)

Most Games Lost

Career.....	2 (four players tied)
Series.....	2 (Jarrod Parker, 2012)

Most Saves

Career.....	3 (Jason Isringhausen, 2000-01)
Series.....	2 (Huston Street, 2006) 2 (Jason Isringhausen, 2001)

Lowest Earned Run Average

Career (min. 10.0 ip)1.74 (Jim Mecer, 2000-03)
Series 0.00 (Ted Lilly, 2003, 9.0 ip)
0.00 (Mike Norris, 1981, 9.0 ip)

Most Games

Career..... 7 (Sean Doolittle, 2012-13)
7 (Chad Bradford, 2001-03)
7 (Tim Hudson, 2000-03)
7 (Jim Mecer, 2000-03)
Series 4 (five times, last: Sean Doolittle
and Dan Otero, 2013)

Most Games Started

Career..... 6 (Tim Hudson, 2000-03)
6 (Barry Zito, 2000-03, 06)
Series 2 (six times, last: Sonny Gray, 2013)

Most Complete Games

Career..... 1 (three players tied)
Series 1 (Tim Hudson, 2000)
1 (Steve McCatty, 1981)
1 (Mike Norris, 1981)

Most Innings Pitched

Career..... 40.2 (Barry Zito, 2000-03, 06)
Series 13.0 (Sonny Gray, 2013)
13.0 (Barry Zito, 2003)
13.0 (Mark Mulder, 2002)
Game 9.0 (Steve McCatty, 1981 Game 2)
9.0 (Mike Norris, 1981 Game 1)

Most Hits

Career..... 37 (Tim Hudson, 2000-03)
Series 14 (Jarrod Parker, 2012)
14 (Mark Mulder, 2002)
14 (Mark Mulder, 2001)
Game 10 (Bartolo Colón, 2013 Game 1)
10 (Tim Hudson, 2003 Game 1)
10 (Rick Langford, 1981 Game 3)
Game, Fewest 4 (Mike Norris, 1981 Game 1)

Most Runs

Career..... 19 (Tim Hudson, 2000-03)
Series 11 (Tim Hudson, 2002)
Game 7 (Tim Hudson, 2002 Game 4)

Most Earned Runs

Career..... 13 (Tim Hudson, 2000-03)
Series 9 (Gil Heredia, 2000)
Game 6 (Gil Heredia, 2000 Game 5)

Most Walks

Career..... 14 (Barry Zito, 2000-03, 06)
Series 6 (Sonny Gray, 2013)
6 (Kevin Appier, 2000)
Game 5 (Kevin Appier, 2000 Game 2)

Most Strikeouts

Career..... 33 (Barry Zito, 2000-03, 06)
Series 13 (Barry Zito, 2003)
13 (Kevin Appier, 2000)
Game 9 (Sonny Gray, 2013 Game 2)
9 (Barry Zito, 2003 Game 2)
9 (Mark Mulder, 2002 Game 5)

Most Home Runs

Career 5 (Tim Hudson, 2000-03)
Series . 2 (nine times, last: Bassitt, Luzardo, Manaea, Montas, 2020)
Game 2 (eight times, last: Frankie Montas, 2020 Game 4)

TEAM GAME

Batting

At Bats 41 (2003 Game 1, 12 innings)
41 (2002 Game 1)
Runs 11 (2000 Game 4)
Runs, Inning 5 (2003 Game 2, 2nd inn.)
5 (2002 Game 2, 4th inn.)
Hits 14 (2002 Game 2)
Doubles 5 (2006 Game 2)
5 (2002 Game 2)
Triples 1 (six times, last: 2013 Game 4)
Home Runs 5 (2020 Game 3)
Home Runs, Inning 2 (2013 Game 3, 5th inn.)
2 (2002 Game 3, 1st inn.)
Home Runs, Back-to-Back
Ray Durham and Scott Hatteberg, 2002 Game 3
Total Bases 28 (2020 Game 3)
Extra Base Hits 7 (2020 Game 3)
7 (2002 Game 2)
Runs Batted In 11 (2000 Game 4)
Walks 10 (2003 Game 1)
Strikeouts 16 (2013 Game 1)
Stolen Bases 2 (four times, last: 2012 Game 2)

Pitching

Hits 16 (2020 Game 1)
Runs 11 (2020 Game 4)
11 (2002 Game 4)
Runs, Inning 7 (2002 Game 4, 4th inn.)
Earned Runs 11 (2020 Game 4)
Walks 7 (2003 Game 1)
Strikeouts 12 (2013 Game 4)
Home Runs 4 (2020 Game 4)

TEAM MISCELLANEOUS

Consecutive Wins 4 (Oct. 6, 1981 to Oct. 3, 2000)
Consecutive Losses 4 (Oct. 8, 2013 to Oct. 6, 2020)
4 (Oct. 13, 2001 to Oct. 11, 2002)
Shutouts 4
2013 Game 2 (1-0; Gray, Balfour)
2012 Game 3 (2-0; Anderson, Cook, Doolittle, Balfour)
2001 Game 2 (2-0; Hudson, Isringhausen)
1981 Game 1 (4-0; Norris)
Longest Nine Inning Game 4:13 (2001 Game 4)
Longest Extra Inning Game 4:37 (2003 Game 1, 12 inn.)
Fastest Game 2:19 (2006 Game 1)
Extra Inning Games 2003 Game 1 (5-4, 12 inn.)
2003 Game 3 (1-3, 11 inn.)
Margin of Victory 10 (2000 Game 4, 11-1)
Margin of Defeat 9 (2002 Game 4, 2-11)
Largest Deficit Overcome to Win 3 (2020 Game 3)
Largest Lead Surrendered to Lose 4 (2002 Game 1)
Left On Base, Game 12 (2003 Game 1, 12 inn.)
12 (2002 Game 1)
Fewest Left On Base, Game 1 (2020 Game 2)
Double Plays Turned, Game 2 (11 times, last: 2020 Game 4)
Errors, Series 6 (2001)
Errors, Game 4 (2003 Game 3)

LEAGUE CHAMPIONSHIP SERIES RECORDS

INDIVIDUAL BATTING

Highest Batting Average

Career (min. 30 pa).....	.410 (Harold Baines)
Series (min. 10 pa).....	.500 (Milton Bradley, 2006) .500 (Sal Bando, 1975)

Highest Slugging Percentage

Career (min. 30 pa).....	.568 (Jose Canseco)
Series (min. 10 pa).....	1.000 (Rickey Henderson, 1989)

Highest On-Base Percentage

Career (min. 30 pa).....	.439 (Harold Baines)
Series (min. 10 pa).....	.609 (Rickey Henderson, 1989)

Most Games Played

Career.....	20 (Sal Bando) 20 (Reggie Jackson)
-------------	---------------------------------------

Most At Bats

Career.....	75 (Reggie Jackson)
Series.....	25 (Harold Baines, 1992)
Game.....	6 (Rickey Henderson, 1992 Game 4)

Most Runs

Career.....	14 (Rickey Henderson)
Series.....	8 (Rickey Henderson, 1989)
Game.....	3 (Mark McGwire, 1988 Game 3)

Most Hits

Career.....	21 (Rickey Henderson)
Series.....	11 (Harold Baines, 1992)
Game.....	4 (Milton Bradley, 2006 Game 2) 4 (Jerry Browne, 1992 Game 5) 4 (Sal Bando, 1975 Game 2)
Hitting Streak, Series.....	5 (Ruben Sierra, Oct. 8-14, 1992) 5 (Bert Campaneris, October 6-11, 1973) 5 (Matty Alou, October 7-12, 1972)
Hitting Streak, Career.....	8 (Harold Baines, October 6, 1991-October 11, 1992) 8 (Rickey Henderson, Oct. 4, 1989-Oct. 10, 1990) 8 (Dave Henderson, October 5, 1988-October 7, 1989)

Most Doubles

Career.....	4 (Matty Alou) 4 (Sal Bando) 4 (Dave Henderson) 4 (Joe Rudi)
Series.....	4 (Matty Alou, 1972)
Game.....	2 (seven times, last: Mark Kotsay, 2006 Game 2)

Most Triples

Career.....	2 (Rickey Henderson)
Series.....	1 (six times)
Game.....	1 (six times, last: Ruben Sierra, 1992 Game 2)

Most Home Runs

Career.....	5 (Sal Bando)
Series.....	3 (Jose Canseco, 1988)
Game.....	2 (Milton Bradley, 2006 Game 2) 2 (Rickey Henderson, 1989 Game 4) 2 (Sal Bando, 1973 Game 2) 2 (Reggie Jackson, 1971 Game 3)
Grand Slams.....	none
Pinch Hit.....	none
Inside The Park.....	none
Leadoff.....	Bert Campaneris, 1973 Game 2
Game Ending.....	Bert Campaneris, 1973 Game 3

Most RBI

Career.....	11 (Mark McGwire)
Series.....	7 (Ruben Sierra, 1992)
Game.....	4 (Milton Bradley, 2006 Game 2) 4 (Rickey Henderson, 1989 Game 4)

Most Total Bases

Career.....	39 (Sal Bando)
Series.....	17 (Milton Bradley, 2006)
Game.....	10 (Milton Bradley, 2006 Game 2)

Most Extra Base Hits

Career.....	9 (Sal Bando)
Series.....	4 (six times, last: Milton Bradley, 2006)
Game.....	2 (15 times, last: Milton Bradley and Mark Kotsay, 2006 Game 2)

Most Walks

Career.....	13 (Rickey Henderson) 13 (Gene Tenace)
Series.....	7 (Rickey Henderson, 1989)
Game.....	3 (four times, last: Mark McGwire, 1992 Game 5)

Most Strikeouts

Career.....	17 (Reggie Jackson)
Series.....	7 (Terry Steinbach, 1992) 7 (Jose Canseco, 1989) 7 (Dave Henderson, 1988)
Game.....	3 (10 times, last: Nick Swisher and Frank Thomas, 2006 Game 2)

Most Stolen Bases

Career.....	14 (Rickey Henderson)
Series.....	8 (Rickey Henderson, 1989)
Game.....	4 (Rickey Henderson, 1989 Game 2)

INDIVIDUAL PITCHING

Most Games Won

Career.....	6 (Dave Stewart)
Series.....	2 (five times, last: Dave Stewart, 1990)

Most Games Lost

Career.....	3 (Ken Holtzman)
Series.....	2 (Mike Moore, 1992) 2 (Ken Holtzman, 1975)

WORLD SERIES RECORDS

INDIVIDUAL BATTING

Highest Batting Average

Career (min. 25 pa).....412 (Rickey Henderson)
Series (min. 10 pa).....474 (Rickey Henderson, 1989)

Highest Slugging Percentage

Career (min. 25 pa).....794 (Rickey Henderson)
Series (min. 10 pa).....923 (Dave Henderson, 1989)

Highest On-Base Percentage

Career (min. 25 pa).....487 (Rickey Henderson)
Series (min. 10 pa).....591 (Mickey Cochrane, 1929)

Most Games Played

Career.....20 (Frank Baker)
20 (Jack Barry)
20 (Eddie Collins)

Most At Bats

Career.....82 (Frank Baker)
Series.....31 (Bert Campaneris, 1973)
Game.....6 (five times, last: Rickey Henderson, 1989 Game 4)

Most Runs

Career.....15 (Frank Baker)
Series.....7 (Frank Baker, 1911)
Game.....4 (Carney Lansford, 1989 Game 3)

Most Hits

Career.....31 (Frank Baker)
Series.....9 (nine times, last: Rickey Henderson, 1989)
Game.....4 (Dave Henderson, 1988 Game 4)
4 (Reggie Jackson, 1973 Game 2)
4 (Danny Murphy, 1911 Game 6)
Hitting Streak, Series.....6 (Jimmie Foxx, Oct. 1-8, 1930)
Hitting Streak, Career.....
8 (Jimmie Foxx, October 1, 1930 to October 2, 1931)
8 (Jack Barry, October 17, 1911 to October 10, 1913)

Most Doubles

Career.....9 (Jack Barry)
Series.....4 (Jack Barry, 1911)
4 (Eddie Collins, 1910)
Game.....2 (13 times, last: Rickey Henderson, 1990 Game 1)

Most Triples

Career.....2 (Rickey Henderson)
2 (Eddie Collins)
Series.....2 (Rickey Henderson, 1989)
2 (Eddie Collins, 1913)
Game.....1 (14 times, last: Rickey Henderson, 1989 Game 4)

Most Home Runs

Career.....6 (Al Simmons)
Series.....4 (Gene Tenace, 1972)
Game.....2 (Dave Henderson, 1989 Game 3)
2 (Gene Tenace, 1972 Game 1)
Grand Slams.....Jose Canseco, 1988 Game 1
Pinch Hit.....none
Inside The Park.....Mule Haas, 1929 Game 4
Leadoff.....Rickey Henderson, 1989 Game 4
Game Ending.....Mark McGwire, 1988 Game 3

Most RBI

Career.....18 (Frank Baker)
Series.....9 (Gene Tenace, 1972)
9 (Danny Murphy, 1910)
Game.....4 (Dave Henderson, 1989 Game 3)
4 (Jose Canseco, 1988 Game 1)
4 (Al Simmons, 1929 Game 2)
4 (Wally Schang, 1913 Game 4)

Most Total Bases

Career.....47 (Frank Baker)
Series.....21 (Gene Tenace, 1972)
Game.....10 (Dave Henderson, 1989 Game 3)

Most Extra Base Hits

Career.....11 (Al Simmons)
Series.....5 (Gene Tenace, 1972)
5 (Reggie Jackson, 1973)
Game.....3 (Dave Henderson, 1989 Game 3)

Most Walks

Career.....17 (Mickey Cochrane)
Series.....11 (Gene Tenace, 1973)
Game.....3 (Gene Tenace, 1973 Game 5)
3 (Gene Tenace, 1973 Game 2)
3 (Mickey Cochrane, 1929 Game 2)

Most Strikeouts

Career.....17 (Sal Bando)
Series.....9 (Dib Williams, 1931)
Game.....3 (seven times, last: Dave Stewart, 1988 Game 1)

Most Stolen Bases

Career.....10 (Eddie Collins)
Series.....4 (Eddie Collins, 1910)
Game.....2 (four times, last: Rickey Henderson, 1989 Game 3)

INDIVIDUAL PITCHING

Most Games Won

Career.....6 (Chief Bender)
Series.....3 (Jack Coombs, 1910)

Most Games Lost

Career.....5 (Eddie Plank)
Series.....2 (Dave Stewart, 1990)
2 (Storm Davis, 1988)
2 (George Earnshaw, 1931)
2 (Eddie Plank, 1905)

Most Saves

Career.....6 (Rollie Fingers)
Series.....2 (four times, last: Rollie Fingers, 1974)

Lowest Earned Run Average

Career (min 10.0 ip).....1.32 (Eddie Plank)
Series (min 10.0 ip).....0.00 (Darold Knowles, 1973, 6.1 ip)
0.00 (Lefty Grove, 1929, 6.1 ip)
0.00 (Rube Walberg, 1929, 6.1 ip)

Most Games

Career.....16 (Rollie Fingers, 1973)
Series.....7 (Darold Knowles, 1973)

POSTSEASON CAREER LEADERS

INDIVIDUAL BATTING

Batting Average (min. 50 pa)

1. Frank Baker.....	378
2. Harold Baines.....	370
3. Eddie Collins.....	347
4. Jimmie Foxx.....	344
5. Rickey Henderson.....	333
Al Simmons.....	333

At Bats

1. Bert Campaneris.....	144
2. Sal Bando.....	142
3. Joe Rudi.....	140
4. Reggie Jackson.....	118
5. Mark McGwire.....	114

Triples

1. Rickey Henderson.....	4
2. Eddie Collins.....	2
3. 19 players tied.....	1

Extra Base Hits

1. Rickey Henderson.....	14
2. Reggie Jackson.....	13
Dave Henderson.....	13
4. Sal Bando.....	12
5. Al Simmons.....	11

Slugging Pct. (min. 50 pa)

1. Al Simmons.....	.667
2. Jimmie Foxx.....	.609
3. Frank Baker.....	.573
4. Rickey Henderson.....	.568
5. Harold Baines.....	.565

Runs

1. Rickey Henderson.....	23
2. Sal Bando.....	20
3. five players tied.....	15

Home Runs

1. Jose Canseco.....	7
2. Al Simmons.....	6
3. Sal Bando.....	5
Reggie Jackson.....	5
5. seven players tied.....	4

Walks

1. Gene Tenace.....	29
2. Rickey Henderson.....	20
3. Jose Canseco.....	17
Mickey Cochrane.....	17
5. two players tied.....	16

On-Base Pct. (min. 50 pa)

1. Rickey Henderson.....	.436
2. Jimmie Foxx.....	.425
3. Harold Baines.....	.408
4. Mickey Cochrane.....	.408
5. Frank Baker.....	.402

Hits

1. Rickey Henderson.....	37
2. Joe Rudi.....	36
3. Bert Campaneris.....	35
4. Sal Bando.....	34
Carney Lansford.....	34

Runs Batted In

1. Jose Canseco.....	18
Frank Baker.....	18
3. Al Simmons.....	17
4. three players tied.....	15

Strikeouts

1. Gene Tenace.....	31
2. Sal Bando.....	29
3. Reggie Jackson.....	27
Dave Henderson.....	27
Mark McGwire.....	27

Games

1. Sal Bando.....	39
2. Joe Rudi.....	38
3. Gene Tenace.....	37
4. Bert Campaneris.....	36
Dick Green.....	36

Doubles

1. Dave Henderson.....	9
Jack Barry.....	9
3. five players tied.....	7

Total Bases

1. Rickey Henderson.....	63
2. Sal Bando.....	57
3. Reggie Jackson.....	56
4. Joe Rudi.....	53
5. Bert Campaneris.....	50

Stolen Bases

1. Rickey Henderson.....	22
2. Bert Campaneris.....	10
Eddie Collins.....	10
4. Willie Wilson.....	7
5. Jose Canseco.....	5

INDIVIDUAL PITCHING

Wins

1. Dave Stewart.....	8
2. Jim Hunter.....	7
3. Chief Bender.....	6
Ken Holtzman.....	6
5. five players tied.....	4

ERA (min. 20 ip)

1. John Odom.....	1.13
2. Eddie Plank.....	1.32
3. George Earnshaw.....	1.58
4. Lefty Grove.....	1.75
5. Rollie Fingers.....	2.22

Complete Games

1. Chief Bender.....	9
2. Eddie Plank.....	6
3. George Earnshaw.....	5
4. Jack Coombs.....	4
Lefty Grove.....	4

Strikeouts

1. Chief Bender.....	59
2. George Earnshaw.....	56
3. Dave Stewart.....	55
4. Jim Hunter.....	49
5. Vida Blue.....	47

Losses

1. Eddie Plank.....	5
Vida Blue.....	5
3. Chief Bender.....	4
Rollie Fingers.....	4
Ken Holtzman.....	4

Games

1. Rollie Fingers.....	27
2. Dennis Eckersley.....	20
3. Rick Honeycutt.....	18
4. Vida Blue.....	17
5. Jim Hunter.....	14
Dave Stewart.....	14

Innings Pitched

1. Dave Stewart.....	105.1
2. Jim Hunter.....	88.1
3. Chief Bender.....	85.0
4. Ken Holtzman.....	70.1
5. Vida Blue.....	64.2

Winning Pct. (min. 3 dec)

1. Jack Coombs.....	1.000 (4-0)
2. Jim Hunter.....	.778 (7-2)
3. John Odom.....	.750 (3-1)
4. Dave Stewart.....	.727 (8-3)
5. Lefty Grove.....	.714 (5-2)

Saves

1. Dennis Eckersley.....	11
2. Rollie Fingers.....	8
3. Jason Isringhausen.....	3
4. Vida Blue.....	2
Grant Balfour.....	2
Darold Knowles.....	2
Huston Street.....	2

Games Started

1. Dave Stewart.....	14
2. Jim Hunter.....	12
Ken Holtzman.....	12
4. Chief Bender.....	10
Vida Blue.....	10

Walks

1. Dave Stewart.....	30
2. Jim Hunter.....	26
3. Vida Blue.....	23
4. Chief Bender.....	21
5. Jack Coombs.....	20

POSTSEASON SINGLE GAME BESTS

INDIVIDUAL BATTING

Runs

- 4 Carney Lansford, 1989 WS Game 3 at San Francisco
- 3 10 times, last: Coco Crisp, 2013 ALDS Game 4 at Det.

Hits

- 4 Coco Crisp, 2013 ALDS Game 4 at Detroit
- 4 Milton Bradley, 2006 ALCS Game 2 vs. Detroit
- 4 Jason Giambi, 2001 ALDS Game 5 at New York
- 4 Miguel Tejada, 2001 ALDS Game 4 vs. New York
- 4 Johnny Damon, 2001 ALDS Game 1 at New York
- 4 Jerry Browne, 1992 ALCS Game 5 vs. Toronto
- 4 Dave Henderson, 1988 WS Game 4 vs. Los Angeles
- 4 Tony Armas, 1981 ALDS Game 2 at Kansas City
- 4 Sal Bando, 1975 ALCS Game 2 at Boston
- 4 Reggie Jackson, 1973 WS Game 2 vs. New York
- 4 Danny Murphy, 1911 WS Game 6 vs. New York

Doubles

- 2 27 times, last: Coco Crisp, 2013 ALDS Game 3 at Det.

Triples

- 1 26 times, last: Coco Crisp, 2013 ALDS Game 4 at Det.

Home Runs

- 2 Ramón Laureano, 2020 ALDS Game 4 vs. Houston*
- 2 Brandon Moss, 2014 ALWC at Kansas City
- 2 Milton Bradley, 2006 ALCS Game 2 vs. Detroit
- 2 Frank Thomas, 2006 ALDS Game 1 at Minnesota
- 2 Terrence Long, 2001 ALDS Game 1 at New York
- 2 Dave Henderson, 1989 WS Game 3 at San Francisco
- 2 Rickey Henderson, 1989 ALCS Game 4 at Toronto
- 2 Sal Bando, 1973 ALCS Game 2 at Baltimore
- 2 Gene Tenace, 1972 WS Game 1 at Cincinnati
- 2 Reggie Jackson, 1971 ALCS Game 3 vs. Baltimore

Runs Batted In

- 5 Brandon Moss, 2014 ALWC at Kansas City
- 4 Ramón Laureano, 2020 ALDS Game 4 vs. Houston*
- 4 Chad Pinder, 2020 ALDS Game 3 vs. Houston*
- 4 Milton Bradley, 2006 ALCS Game 2 vs. Detroit
- 4 Marco Scutaro, 2006 ALDS Game 3 vs. Minnesota
- 4 Dave Henderson, 1989 WS Game 3 at San Francisco
- 4 Rickey Henderson, 1989 ALCS Game 4 at Toronto
- 4 Jose Canseco, 1988 WS Game 1 at Los Angeles
- 4 Al Simmons, 1929 WS Game 2 at Chicago
- 4 Wally Schang, 1913 WS Game 4 vs. New York

Total Bases

- 10 Milton Bradley, 2006 ALCS Game 2 vs. Detroit
- 10 Dave Henderson, 1989 WS Game 3 at San Francisco
- 9 Frank Thomas, 2006 ALDS Game 1 at Minnesota
- 9 Reggie Jackson, 1971 ALCS Game 3 vs. Baltimore
- 8 seven times, last: Ramón Laureano, 2020 ALDS Game 4 vs. Houston*

Extra Base Hits

- 3 Dave Henderson, 1989 WS Game 3 at San Francisco
- 2 48 times, last: Ramón Laureano, 2020 ALDS Game 4 vs. Houston*

Walks

- 3 nine times, last: Coco Crisp, 2013 ALDS Game 1 vs. Detroit

Strikeouts

- 4 Khris Davis, 2020 ALDS Game 4 vs. Houston*
- 4 Stephen Drew, 2012 ALDS Game 5 vs. Detroit
- 4 Ben Griever, 2000 ALDS Game 5 vs. New York
- 3 35 times, last: Chad Pinder, 2020 ALDS Game 4 vs. Houston*

Stolen Bases

- 4 Rickey Henderson, 1989 ALCS Game 2 vs. Toronto
- 3 Willie Wilson, 1992 ALCS Game 2 at Toronto
- 2 13 times, last: Yoenis Céspedes, 2012 ALDS Game 2 at Detroit

*indicates game at Dodger Stadium

INDIVIDUAL PITCHING

Innings Pitched

- 11.0 Ken Holtzman, 1973 ALCS Game 3 vs. Baltimore
- 11.0 Joe Bush, 1914 WS Game 3 at Boston
- 11.0 Jack Coombs, 1911 WS Game 3 at New York
- 10.0 Eddie Plank, 1913 WS Game 2 vs. New York
- 9.2 Chief Bender, 1910 WS Game 4 at Chicago

Hits

- 12 Lefty Grove, 1931 WS Game 1 at St. Louis
- 11 Lefty Grove, 1931 WS Game 3 vs. St. Louis
- 11 Chief Bender, 1913 WS Game 1 at New York
- 10 four times, last: Bartolo Colón, 2013 ALDS Game 1 vs. Detroit

Runs

- 9 Andy Coakley, 1905 WS Game 3 vs. New York
- 7 Esteban Loaiza, 2006 ALCS Game 2 vs. Detroit
- 7 Tim Hudson, 2002 ALDS Game 4 at Minnesota
- 6 10 times, last: Jon Lester, 2014 ALWC at Kansas City

Walks

- 9 Jack Coombs, 1910 WS Game 2 vs. Chicago
- 6 Matt Keough, 1981 ALCS Game 3 vs. New York
- 6 Diego Segui, 1971 ALCS Game 3 vs. Baltimore
- 5 five times, last: Rich Harden, 2006 ALCS Game 3 at Detroit

Strikeouts

- 13 Howard Ehmke, 1929 WS Game 1 at Chicago
- 11 John Odom, 1972 WS Game 3 vs. Cincinnati
- 11 Chief Bender, 1911 WS Game 1 at New York
- 10 George Earnshaw, 1929 WS Game 3 vs. Chicago
- 9 five times, last: Sonny Gray, 2013 ALDS Game 2 vs. Detroit

POSTSEASON SERIES YEAR-BY-YEAR RECAP

1905 WORLD SERIES

The A's make their first appearance in the World Series and lose to the New York Giants, four games to one. Three of the losses come against Christy Mathewson who tosses three complete game shutouts. The A's collect just 25 hits in the series for a .161 batting average and score just three runs. Topsy Hartsel paces the A's offense with a .294 batting average and Bris Lord has the only two RBI. The A's use three pitchers in the Series and all toss complete games. Chief Bender makes two starts and has a 1.06 ERA.

The A's lose the first game in Philadelphia, 3-0, as Mathewson tosses a four-hit shutout. Chief Bender returns the favor in the second game of the series as he tosses a four-hit shutout and strikes out nine in a 3-0 A's win at New York. Lord has RBI singles in the third and eighth innings. Mathewson tosses a four-hit shutout in the Giants 9-0 win in Game 3 and Joe McGinnity blanks the A's on five hits in a 1-0 win in Game 4. Eddie Plank allows just four hits in Game 4 and the only run of the game is unearned after a Monte Cross error. Mathewson tossed a six-hit shutout in Game 5 as the Giants clinch the series with a 2-0 win.

FINAL STATISTICS

PLAYER	AVG	G	AB	R	H	TB	2B	3B	HR	RBI	SH	SF	HP	BB	IBB	SO	SB	CS	DP	E	SLG	OBP
Bender	.000	2	5	0	0	0	0	0	0	0	1	0	0	0	-	1	0	0	0	0	.000	.000
Coakley	.000	1	2	0	0	0	0	0	0	0	0	0	1	0	-	1	0	0	0	0	.000	.333
Cross, L.	.105	5	19	0	2	2	0	0	0	0	0	0	0	1	-	1	0	0	0	1	.105	.150
Cross, M.	.176	5	17	0	3	3	0	0	0	0	0	0	0	0	-	7	0	1	0	2	.176	.176
Davis	.200	5	20	0	4	5	1	0	0	0	0	0	0	0	-	1	0	0	0	0	.250	.200
Hartsel	.294	5	17	1	5	6	1	0	0	0	1	0	0	2	-	1	2	0	0	1	.353	.368
Hoffman	.000	1	1	0	0	0	0	0	0	0	0	0	0	0	-	1	0	0	0	0	.000	.000
Lord	.100	5	20	0	2	2	0	0	0	2	0	0	0	0	-	5	0	0	0	0	.100	.100
Murphy	.188	5	16	0	3	4	1	0	0	0	1	0	0	0	-	2	0	1	1	4	.250	.188
Plank	.167	2	6	0	1	1	0	0	0	0	0	0	0	0	-	2	0	0	1	0	.167	.167
Powers	.143	3	7	0	1	2	1	0	0	0	0	0	0	0	-	0	0	0	0	0	.286	.143
Schreckengost	.222	3	9	2	2	3	1	0	0	0	0	0	0	0	-	0	0	0	0	0	.333	.222
Seybold	.125	5	16	0	2	2	0	0	0	0	0	0	0	2	-	3	0	0	0	0	.125	.222
TOTALS	.161	5	155	3	25	30	5	0	0	2	3	0	1	5	-	25	2	2	2	8	.194	.193

PITCHER	W	L	ERA	G	GS	CG	GF	SHO	SV	IP	H	R	ER	HR	HB	BB	IBB	SO	WP	BK	AVG
Bender	1	1	1.06	2	2	2	0	1	-	17.0	9	2	2	0	0	6	-	13	0	0	.161
Coakley	0	1	2.00	1	1	1	0	0	-	9.0	8	9	2	0	1	5	-	2	0	0	.235
Plank	0	2	1.59	2	2	2	0	0	-	17.0	14	4	3	0	1	4	-	11	1	0	.222
TOTALS	1	4	1.47	5	5	5	0	1	-	43.0	31	15	7	0	2	15	-	26	1	0	.203

[Results and Boxscores](#)

1910 WORLD SERIES

The A's win their first World Series and use just two pitchers to defeat the Chicago Cubs, four games to one. Jack Coombs wins three of the games and posts a 3.33 ERA while Chief Bender is 1-1 with a 1.93 ERA. Eddie Collins paces the A's offense with a .429 batting average and four doubles and Frank Baker hits .409. Danny Murphy connects for the only home run of the series and leads the A's with nine RBI. The A's hit .316 and score 35 runs in the five games while the two pitchers combine for a 2.76 ERA and allow 15 runs.

The A's win the first two games in Philadelphia as Bender tosses a three-hitter in Game 1 and strikes out eight in a 4-1 win while Baker has three hits and two RBI. Coombs allows eight hits and nine walks in Game 2 but the Cubs strand 14 in a 9-3 A's win. Eddie Collins has three of the A's 14 hits and all nine Athletics collect at least one hit. The series moves to Chicago for Game 3 and Coombs comes back on one day of rest and defeats the Cubs, 12-5, collecting three hits and three RBI. Harry Davis and Jack Berry add three hits each and Barry and Murphy have three RBI. Bender suffers the A's only loss in Game 4 when the Cubs win 4-3 in 10 innings. The A's have a 3-2 lead entering the ninth but the Cubs score once in the ninth and once in the 10th for the win. The A's wrap up the series with a 7-2 win in Game 5 as Coombs picks up his third win of the series. Collins has three hits and the A's score five times in the eighth to break open a 2-1 game.

FINAL STATISTICS

PLAYER	AVG	G	AB	R	H	TB	2B	3B	HR	RBI	SH	SF	HP	BB	IBB	SO	SB	CS	DP	E	SLG	OBP
Baker	.409	5	22	6	9	12	3	0	0	4	0	0	0	2	-	1	0	3	0	3	.545	.458
Barry	.235	5	17	3	4	6	2	0	0	3	2	0	1	1	-	3	0	0	1	0	.353	.316
Bender	.333	2	6	1	2	2	0	0	0	1	0	0	0	1	-	1	0	0	0	0	.333	.429
Collins	.429	5	21	5	9	13	4	0	0	3	1	0	0	2	-	0	4	2	0	1	.619	.478
Coombs	.385	3	13	0	5	6	1	0	0	3	0	0	0	0	-	3	0	0	1	2	.462	.385
Davis	.353	5	17	5	6	9	3	0	0	2	2	0	1	3	-	4	0	0	0	3	.529	.476
Hartsel	.200	1	5	2	1	1	0	0	0	0	0	0	0	0	-	1	2	0	0	0	.200	.200
Lapp	.250	1	4	0	1	1	0	0	0	1	0	0	0	0	-	2	0	0	0	0	.250	.250
Lord	.182	5	22	3	4	6	2	0	0	1	1	0	0	1	-	3	0	1	0	0	.273	.217
Murphy	.350	5	20	6	7	13	3	0	1	9	1	0	0	1	-	0	1	0	0	0	.650	.381
Strunk	.278	4	18	2	5	8	1	1	0	2	0	0	0	2	-	5	0	1	0	1	.444	.350
Thomas	.250	4	12	2	3	3	0	0	0	1	0	0	0	4	-	1	0	0	1	1	.250	.438
Totals	.316	5	177	35	56	80	19	1	1	30	7	0	2	17	-	24	7	7	3	11	.452	.383

PITCHER	W	L	ERA	G	GS	CG	GF	SHO	SV	IP	H	R	ER	HR	HB	BB	IBB	SO	WP	BK	AVG
Bender	1	1	1.93	2	2	2	0	0	-	18.2	12	5	4	0	0	4	-	14	0	0	.194
Coombs	3	0	3.33	3	3	3	0	0	-	27.0	23	10	10	0	0	18	-	31	1	0	.240
Totals	4	1	2.76	5	5	5	0	0	-	45.2	35	15	14	0	0	18	-	31	1	0	.222

[Results and Boxscores](#)

1911 WORLD SERIES

The A's win their second consecutive World Championship as they defeat the New York Giants, four games to two. The A's pitching staff, which consists of Chief Bender, Jack Coombs and Eddie Plank, allows just 13 runs in the series for a 1.29 ERA. Bender goes 2-1 with a 1.04 ERA, Coombs is 1-0 with a 1.35 ERA and Plank is 1-1 with a 1.86 ERA. Frank "Home Run" Baker earns his nickname as he paces the A's offense with a .375 batting average, two home runs and five RBI. Jack Barry hits .368 and the A's offense hits .244 with 27 runs scored in the six games.

The A's lose Game 1 at New York by a 2-1 score as Bender strikes out 11 in eight innings in a complete game effort but loses to Christy Mathewson who tosses a six-hitter. The A's then win each of the next three games, beginning with a 3-1 win at Philadelphia in Game 2. Plank tosses a five-hitter and Baker breaks a 1-1 tie with a two-run home run in the sixth inning. Game 3 lasts 11 innings at New York and the A's are 3-2 winners. Trailing 1-0 entering the ninth inning, Baker homers to tie the game and the A's score two in the 11th for the win. Coombs goes the distance, allowing just three hits in 11 innings. The series is delayed for seven days because of rain but it resumes with a 4-2 A's win in Philadelphia in Game 4. Bender tosses a seven-hitter, Barry has three hits and Eddie Collins, Danny Murphy and Baker have two hits each. The A's lead 3-0 after six innings in Game 5 but the Giants score once in the bottom of the seventh, twice in the ninth and once in the 10th for the win. The A's then wrap up the series with a 13-2 win at Philadelphia, scoring seven times in the seventh inning. Murphy has four hits, Bris Lord adds three and Bender tosses a four-hitter.

FINAL STATISTICS

PLAYER	AVG	G	AB	R	H	TB	2B	3B	HR	RBI	SH	SF	HP	BB	IBB	SO	SB	CS	DP	E	SLG	OBP
Baker	.375	6	24	7	9	17	2	0	2	5	0	0	0	1	-	5	0	1	0	2	.708	.400
Barry	.368	6	19	2	7	11	4	0	0	2	2	1	0	0	-	2	2	1	0	3	.579	.350
Bender	.091	3	11	0	1	1	0	0	0	0	0	0	0	0	-	1	0	0	0	0	.091	.091
Collins	.286	6	21	4	6	7	1	0	0	1	2	0	0	2	-	3	2	0	0	4	.333	.348
Coombs	.250	2	8	1	2	2	0	0	0	0	0	0	0	0	-	0	0	0	0	0	.250	.250
Davis	.208	6	24	3	5	6	1	0	0	5	0	0	0	0	-	3	0	1	0	0	.250	.208
Lapp	.250	2	8	1	2	2	0	0	0	0	0	0	0	0	-	1	0	0	0	0	.250	.250
Lord	.185	6	27	2	5	7	2	0	0	1	0	0	0	0	-	5	0	0	0	0	.259	.185
Mclnns	-	1	0	0	0	0	0	0	0	0	0	0	0	0	-	0	0	0	0	0	-	-
Murphy	.304	6	23	4	7	10	3	0	3	1	0	0	0	0	-	3	0	2	0	1	.435	.304
Oldring	.200	6	25	2	5	10	2	0	1	3	2	0	0	0	-	4	0	0	0	1	.400	.200
Plank	.000	2	3	0	0	0	0	0	0	0	0	0	0	0	-	2	0	0	0	0	.000	.000
Strunk	-	1	0	0	0	0	0	0	0	0	0	0	0	0	-	0	0	0	0	0	-	-
Thomas	.083	4	12	1	1	1	0	0	0	1	0	1	0	1	-	2	0	1	0	0	.083	.143
Totals	.244	6	205	27	50	74	15	0	3	21	7	2	0	4	-	31	4	6	0	11	.361	.256

PITCHER	W	L	ERA	G	GS	CG	GF	SHO	SV	IP	H	R	ER	HR	HB	BB	IBB	SO	WP	BK	AVG
Bender	2	1	1.04	3	3	3	0	0	-	26.0	16	6	3	0	1	8	-	20	1	0	.172
Coombs	1	0	1.35	2	2	1	0	0	-	20.0	11	5	3	0	1	6	-	16	0	0	.175
Plank	1	1	1.86	2	1	1	1	0	-	9.2	6	2	2	0	1	0	-	8	0	0	.182
Totals	4	2	1.29	6	6	5	1	0	-	55.2	33	13	8	0	3	14	-	44	1	0	.175

Results and Boxscores

1913 WORLD SERIES

The A's win their third World Championship over a four-year span as they defeat the New York Giants, four games to one. The A's use just three pitchers in the series with all going the distance, including Chief Bender, who wins Games 1 and 4, and Eddie Plank, who posts a 1-1 record and a 0.95 ERA. Frank Baker paces the A's offense with a .450 batting average and matches Wally Schang for the team-lead with seven RBI. Eddie Collins hits .421 and steals three bases.

Bender allows 11 hits in Game 1 at New York, but the A's defeat the Giants, 6-4. Collins goes 3 for 3 and scores three runs and Baker is 3 for 4 with three RBI, including a two-run home run. The A's lone loss comes in a Game 2 at Philadelphia, a 3-0 decision in 10 innings. Plank tosses nine shut-out innings before allowing three runs in the top of the 10th, while Christy Mathewson blanks the A's on eight hits. The series returns to Philadelphia for Game 3 and the A's score five times in the first two innings en route to an 8-2 win. Collins has his second three-hit game of the series and drives in three runs and Joe Bush tosses a five-hitter. The A's take a 6-0 lead into the seventh inning of Game 4 at Philadelphia and hold on to win 6-5. Jack Barry has three hits and Schang goes 2 for 2 with four RBI. The A's then clinch the series at New York with a 3-1 win in Game 5 as Plank tosses a two-hitter, allowing just one unearned run in the fifth inning. The A's score early again as Baker has a sacrifice fly in the first inning and a RBI single in the A's two-run third.

FINAL STATISTICS

PLAYER	AVG	G	AB	R	H	TB	2B	3B	HR	RBI	SH	SF	HP	BB	IBB	SO	SB	CS	DP	E	SLG	OBP
Baker	.450	5	20	2	9	12	0	0	1	7	0	1	0	0	-	2	1	1	0	1	.600	.429
Barry	.300	5	20	3	6	9	3	0	0	1	0	0	0	0	-	0	0	0	0	1	.450	.300
Bender	.000	2	8	0	0	0	0	0	0	1	0	0	0	0	-	1	0	0	0	0	.000	.000
Bush	.250	1	4	0	1	1	0	0	0	0	0	0	0	0	-	1	0	0	0	0	.250	.250
Collins	.421	5	19	5	8	12	0	2	0	3	2	0	0	1	-	2	3	0	0	1	.632	.450
Lapp	.250	1	4	0	1	1	0	0	0	0	0	0	0	0	-	1	0	0	0	0	.250	.250
McInnis	.118	5	17	1	2	3	1	0	0	2	2	1	0	0	-	2	0	0	0	0	.176	.111
Murphy	.227	5	22	2	5	5	0	0	0	0	0	0	0	2	-	0	0	1	0	0	.227	.292
Oldring	.273	5	22	5	6	8	0	1	0	0	0	0	0	0	-	1	1	0	0	0	.364	.273
Plank	.143	2	7	0	1	1	0	0	0	0	0	0	0	0	-	0	0	0	0	1	.143	.143
Schang	.357	4	14	2	5	10	0	1	1	7	0	0	0	2	-	4	0	0	0	1	.714	.438
Strunk	.118	5	17	3	2	2	0	0	0	1	0	0	0	2	-	2	0	0	0	0	.118	.211
Totals	.264	5	174	23	46	64	4	4	2	21	5	2	0	7	-	16	5	2	0	5	.368	.290

PITCHER	W	L	ERA	G	GS	CG	GF	SHO	SV	IP	H	R	ER	HR	HB	BB	IBB	SO	WP	BK	AVG
Bender	2	0	4.00	2	2	2	0	0	-	18.0	19	9	8	1	1	1	-	9	0	0	.271
Bush	1	0	1.00	1	1	1	0	0	-	9.0	5	2	1	0	1	4	-	3	0	0	.172
Plank	1	1	0.95	2	2	2	0	0	-	19.0	9	4	2	0	1	3	-	7	0	0	.138
Totals	4	1	2.15	5	5	5	0	0	-	46.0	33	15	11	1	3	8	-	19	0	0	.201

Results and Boxscores

1914 WORLD SERIES

The A's return to the World Series for the fourth time in five years but are swept in four games by the Boston Braves. The pitching staff posts a 3.41 ERA in the series, including 1.00 by Eddie Plank. The offense is held to a .172 batting average and scores just six runs in the four games. Frank Baker leads the A's with four hits in the series.

The A's drop a 7-1 decision in Game 1 at Philadelphia as Dick Rudolph limits the A's to an unearned run in the second inning. Chief Bender takes the loss, allowing six runs in 5.1 innings. Bill James shuts out the A's 1-0 in Game 2, yielding just two hits. The game is scoreless over the first eight innings before Plank allows a Les Mann RBI single with two outs in the top of the ninth. The series moves to Boston for Game 3, a 5-4 A's loss in 12 innings. The score is tied at 2-2 when Frank Baker delivers a two-run single in the top of the 10th inning. Joe Bush, who goes the distance for the A's, then allows two runs in the bottom of the 10th. Bush takes the loss when his own throwing error on a Herbie Moran sacrifice bunt attempt in the 12th allows the winning run to score. The A's then drop a 3-1 decision in Game 4 as Rudolph again holds the A's to just one run. Starting pitcher Bob Shawkey allows three runs in 5.0 innings for the loss.

FINAL STATISTICS

PLAYER	AVG	G	AB	R	H	TB	2B	3B	HR	RBI	SH	SF	HP	BB	IBB	SO	SB	CS	DP	E	SLG	OBP
Baker	.250	4	16	0	4	6	2	0	0	2	0	0	0	1	-	3	0	0	1	0	.375	.294
Barry	.071	4	14	1	1	1	0	0	0	0	0	0	0	1	-	3	1	0	0	1	.071	.133
Bender	.000	1	2	0	0	0	0	0	0	0	0	0	0	0	-	0	0	0	0	0	.000	.000
Bush	.000	1	5	0	0	0	0	0	0	0	0	0	0	0	-	2	0	0	0	1	.000	.000
Collins	.214	4	14	0	3	3	0	0	0	1	0	1	0	2	-	1	1	0	0	0	.214	.294
Lapp	.000	1	1	0	0	0	0	0	0	0	0	0	0	0	-	0	0	0	0	0	.000	.000
McInnis	.143	4	14	2	2	3	1	0	0	0	0	0	0	3	-	3	0	0	0	0	.214	.294
Murphy	.188	4	16	2	3	5	2	0	0	0	0	0	0	2	-	2	0	1	1	0	.313	.278
Oldring	.067	4	15	0	1	1	0	0	0	0	2	0	0	0	-	5	0	1	0	0	.067	.067
Pennock	.000	1	1	0	0	0	0	0	0	0	0	0	0	0	-	0	0	0	0	0	.000	.000
Plank	.000	1	2	0	0	0	0	0	0	0	0	0	0	0	-	1	0	0	0	0	.000	.000
Schang	.167	4	12	1	2	3	1	0	0	0	0	0	0	1	-	4	0	1	0	1	.250	.231
Shawkey	.500	1	2	0	1	2	1	0	0	1	0	0	0	0	-	1	0	0	0	0	1.000	.500
Strunk	.286	2	7	0	2	2	0	0	0	0	0	0	0	0	-	2	0	0	0	0	.286	.286
Walsh	.333	3	6	0	2	3	1	0	0	1	0	0	0	3	-	1	0	0	0	0	.500	.556
Wyckoff	1.000	1	1	0	1	2	1	0	0	0	0	0	0	0	-	0	0	0	0	0	2.000	1.000
Totals	.172	4	128	6	22	31	9	0	0	5	2	1	0	13	-	28	2	3	2	3	.242	.246

PITCHER	W	L	ERA	G	GS	CG	GF	SHO	SV	IP	H	R	ER	HR	HB	BB	IBB	SO	WP	BK	AVG
Bender	0	1	10.13	1	1	0	0	0	-	5.1	8	6	6	0	0	2	-	3	0	0	.381
Bush	0	1	3.27	1	1	1	0	0	-	11.0	9	5	4	1	0	4	-	4	0	0	.225
Pennock	0	0	0.00	1	0	0	1	0	-	3.0	2	0	0	0	0	2	-	3	0	0	.200
Plank	0	1	1.00	1	1	1	0	0	-	9.0	7	1	1	0	1	4	-	6	0	0	.212
Shawkey	0	1	3.60	1	1	0	0	0	-	5.0	4	3	2	0	0	2	-	0	0	0	.222
Wyckoff	0	0	2.45	1	0	0	1	0	-	3.2	3	1	1	0	0	1	-	2	0	0	.231
Totals	0	4	3.41	4	4	2	2	0	-	37.0	33	16	14	1	1	15	-	18	0	0	.244

Results and Boxscores

1929 WORLD SERIES

The A's return to the World Series for the first time in 15 years and win their fourth World Championship, besting the Chicago Cubs four games to one. The pitching staff posts a 2.40 ERA, including 1.42 by Howard Ehmke. The offense hits .281 and scores 26 runs in the five-game series. Jimmy Dykes hits .421 and Mickey Cochrane adds a .400 batting average. Jimmie Foxx, Mule Haas and Al Simmons all hit two home runs each.

Ehmke strikes out 13 and tosses an eight-hitter in the opener as the A's win 3-1 at Chicago. Foxx breaks a scoreless tie with a solo home run in the seventh inning and the A's have a 3-0 lead before Ehmke allows an unearned run in the bottom of the ninth. In Game 2, Simmons drives in four runs and Foxx is 3 for 5 with three RBI and his second home run in a 9-3 victory. The series moves to Philadelphia for Game 3 when the A's lose their only game of the series, 3-1. George Earnshaw goes the distance and strikes out 10, after tossing 4.2 innings two days earlier. The A's fall behind 8-0 in Game 4 before scoring 10 times in the bottom of the seventh inning to win, 10-8. Haas and Simmons both homer in the inning and Haas and Jimmy Dykes drive in three runs each as the A's send 15 batters to the plate. Philadelphia then clinches the series with a 3-2 win in Game 5. Ehmke allows two runs in 3.2 innings before Rube Walberg comes on to pitch 5.1 innings of scoreless relief. The A's trail 2-0 entering the bottom of the ninth before Haas hits a two-run home run to tie the game. Bing Miller then has a walk-off double to drive in Simmons and win the series.

FINAL STATISTICS

PLAYER	AVG	G	AB	R	H	TB	2B	3B	HR	RBI	SH	SF	HP	BB	IBB	SO	SB	CS	DP	E	SLG	OBP
Bishop	.190	5	21	2	4	4	0	0	0	1	0	0	0	2	-	3	0	0	0	0	.190	.261
Boley	.235	5	17	1	4	4	0	0	0	1	3	0	0	0	-	3	0	0	1	0	.235	.235
Burns	.000	1	2	0	0	0	0	0	0	0	0	0	0	0	-	1	0	0	0	0	.000	.000
Cochrane	.400	5	15	5	6	7	1	0	0	0	0	0	0	7	-	0	0	0	1	0	.467	.591
Dykes	.421	5	19	2	8	9	1	0	0	4	0	0	0	1	-	1	0	0	0	2	.474	.450
Earnshaw	.000	2	5	1	0	0	0	0	0	0	1	0	0	0	-	4	0	0	0	0	.000	.000
Ehmke	.200	2	5	0	1	1	0	0	0	0	0	0	0	0	-	0	0	0	0	0	.200	.200
Foxx	.350	5	20	5	7	14	1	0	2	5	0	0	0	1	-	1	0	0	2	0	.700	.381
French	.000	1	1	0	0	0	0	0	0	0	0	0	0	0	-	1	0	0	0	0	.000	.000
Grove	.000	2	2	0	0	0	0	0	0	0	0	0	0	0	-	1	0	0	0	0	.000	.000
Haas	.238	5	21	3	5	11	0	0	2	6	1	0	0	1	-	3	0	0	0	0	.524	.273
Miller	.368	5	19	1	7	8	1	0	0	4	1	0	1	0	-	2	0	2	0	1	.421	.400
Quinn	.000	1	2	0	0	0	0	0	0	0	0	0	0	0	-	2	0	0	0	0	.000	.000
Simmons	.300	5	20	6	6	13	1	0	2	5	0	1	0	1	-	4	0	0	0	0	.650	.318
Summa	.000	1	1	0	0	0	0	0	0	0	0	0	0	0	-	1	0	0	0	0	.000	.000
Walberg	.000	2	1	0	0	0	0	0	0	0	0	0	0	0	-	0	0	0	0	1	.000	.000
Totals	.281	5	171	26	48	71	5	0	6	26	6	1	1	13	-	27	0	2	4	4	.415	.333

PITCHER	W	L	ERA	G	GS	CG	GF	SHO	SV	IP	H	R	ER	HR	HB	BB	IBB	SO	WP	BK	AVG
Earnshaw	1	1	2.63	2	2	1	0	0	-	13.2	14	6	4	0	0	6	-	17	0	0	.250
Ehmke	1	0	1.42	2	2	1	0	0	-	12.2	14	3	2	0	0	3	-	13	0	0	.286
Grove	0	0	0.00	2	0	0	2	0	-	6.1	3	0	0	0	0	1	-	10	0	0	.143
Quinn	0	0	9.00	1	1	0	0	0	-	5.0	7	6	5	1	0	2	-	2	0	0	.318
Rommel	1	0	9.00	1	0	0	0	0	-	1.0	2	1	1	0	0	1	-	0	0	0	.500
Walberg	1	0	0.00	2	0	0	1	0	-	6.1	3	1	0	0	0	0	-	8	0	0	.143
Totals	4	1	2.40	5	5	2	3	0	-	45.0	43	17	12	1	0	13	-	50	0	0	.249

[Results and Boxscores](#)

1930 WORLD SERIES

The Athletics win back-to-back World Series for the second time, defeating St. Louis four games to two. The pitching staff allows 12 runs in the six-game series for a 1.73 ERA. George Earnshaw goes 2-0 with a 0.72 ERA in three starts and Lefty Grove picks up the other two wins, posting a 1.42 ERA in three games, two starts. Offensively, the A's hit just .197 but add six home runs. Al Simmons hits .364 with two home runs and Jimmie Foxx bats .333. Mickey Cochrane adds two home runs and Jimmy Dykes drives in a team-best five runs.

Grove tosses a complete game in Game 1, a 5-2 A's win at Philadelphia. The A's are held to just five hits in the game, including a pair of solo home runs by Simmons and Cochrane. Earnshaw fires a six-hitter in the A's 6-1 win in Game 2. Simmons has two hits and Cochrane homers again, a solo shot in the first inning. The Cardinals win Game 3 in St. Louis as Bill Hallahan shuts out the A's on seven hits in a 5-0 win. Jesse Haines four-hits the A's in a 3-1 loss in Game 4 to even the series at two games each. Earnshaw and Grove then combine on a three-hit shutout in a 2-0 win in Game 5. Foxx hits a two-run home run in the ninth inning to account for all the scoring. The series returned to Philadelphia for Game 6 and the A's win their fifth and final World Championship in Philadelphia with a 7-1 victory. Earnshaw tosses a complete-game five-hitter and Dykes and Simmons both homer.

FINAL STATISTICS

PLAYER	AVG	G	AB	R	H	TB	2B	3B	HR	RBI	SH	SF	HP	BB	IBB	SO	SB	CS	DP	E	SLG	OBP
Bishop	.222	6	18	5	4	4	0	0	0	0	0	0	1	7	-	3	0	0	0	0	.222	.462
Boley	.095	6	21	1	2	2	0	0	0	1	1	0	0	0	-	1	0	0	0	1	.095	.095
Cochrane	.222	6	18	5	4	11	1	0	2	4	0	1	0	5	-	2	0	1	0	1	.611	.375
Dykes	.222	6	18	2	4	10	3	0	1	5	2	0	0	5	-	3	0	0	0	1	.556	.391
Earnshaw	.000	3	9	0	0	0	0	0	0	0	0	0	0	0	-	5	0	0	0	0	.000	.000
Foxx	.333	6	21	3	7	14	2	1	1	3	0	0	0	2	-	4	0	0	1	0	.667	.391
Grove	.000	3	6	0	0	0	0	0	0	0	0	0	0	0	-	3	0	0	0	0	.000	.000
Haas	.111	6	18	1	2	4	0	1	0	1	0	1	0	1	-	3	0	1	1	1	.222	.150
McNair	.000	1	1	0	0	0	0	0	0	0	0	0	0	0	-	0	0	0	0	0	.000	.000
Miller	.143	6	21	0	3	5	2	0	0	3	1	1	0	0	-	4	0	0	0	0	.238	.136
Moore	.333	3	3	0	1	1	0	0	0	0	0	0	0	1	-	1	0	0	0	0	.333	.500
Shores	-	1	0	0	0	0	0	0	0	0	0	0	0	1	-	0	0	0	0	0	-	1.000
Simmons	.364	6	22	4	8	16	2	0	2	4	0	0	0	2	-	2	0	0	1	0	.727	.417
Walberg	.000	1	2	0	0	0	0	0	0	0	0	0	0	0	-	1	0	0	0	0	.000	.000
Totals	.197	6	178	21	35	67	10	2	6	21	4	3	1	24	-	32	0	2	3	3	.376	.291

PITCHER	W	L	ERA	G	GS	CG	GF	SHO	SV	IP	H	R	ER	HR	HB	BB	IBB	SO	WP	BK	AVG
Earnshaw	2	0	0.72	3	3	2	0	0	-	25.0	13	2	2	1	0	7	-	19	0	0	.149
Grove	2	1	1.42	3	2	2	1	0	-	19.0	15	5	3	0	0	3	-	10	0	0	.214
Quinn	0	0	4.50	1	0	0	1	0	-	2.0	3	1	1	0	0	0	-	1	0	0	.333
Shores	0	0	13.50	1	0	0	0	0	-	1.1	3	2	2	0	0	0	-	0	0	0	.429
Walberg	0	1	3.86	1	1	0	0	0	-	4.2	4	2	2	1	0	1	-	3	0	0	.235
Totals	4	2	1.73	6	6	4	2	1	-	52.0	38	12	10	2	0	11	-	33	0	0	.200

[Results and Boxscores](#)

1931 WORLD SERIES

The A's and Cardinals meet in the World Series for the second consecutive season but the A's lose in seven games. The pitching staff posts a 2.66 ERA, including 1.88 by George Earnshaw and 2.42 by Lefty Grove, who picks up two of the A's three wins. Earnshaw and Grove both start three games each. The offense hits .220 and scores 22 runs in the seven-game series. Jimmie Foxx hits .348 and Al Simmons bats .333 with two of the A's three home runs and eight RBI.

The series opens in St. Louis and the A's take a 1-0 lead with a 6-2 win in Game 1. Grove goes the distance, allowing 12 hits, and Simmons drives in three runs, including a two-run home run in the seventh. Bill Hallahan tosses a three-hit shutout as the A's lose Game 2, 2-0. The A's then fall behind in the series with a 5-2 loss in Game 3 at Philadelphia. Burleigh Grimes no hits the A's over the first seven innings before Bing Miller singles in the eighth. Al Simmons hits a two-run home run in the ninth for the A's only runs. The A's even the series at two games each with a 3-0 win in Game 4. Earnshaw tosses a two-hit shutout and Foxx hits a solo home run in the sixth. St. Louis wins the final game in Philadelphia, 5-1, but the A's win Game 6 at St. Louis, 8-1 to force a seventh game. In the final game, Grimes again shuts down the A's in a 4-2 win. He does not allow a run over the first eight innings before yielding a pinch hit two-run single to Doc Cramer with two outs in the ninth. Max Bishop comes to the plate as the potential winning run but Hallahan relieves Grimes and gets Bishop to fly out to end the series.

FINAL STATISTICS

PLAYER	AVG	G	AB	R	H	TB	2B	3B	HR	RBI	SH	SF	HP	BB	IBB	SO	SB	CS	DP	E	SLG	OBP
Bishop	.148	7	27	4	4	4	0	0	0	0	0	0	0	3	-	5	0	0	0	0	.148	.233
Boley	.000	1	1	0	0	0	0	0	0	0	0	0	0	-	1	0	0	0	0	0	.000	.000
Cochrane	.160	7	25	2	4	4	0	0	0	1	0	0	0	5	-	2	0	0	1	1	.160	.300
Cramer	.500	2	2	0	1	1	0	0	0	2	0	0	0	0	-	0	0	0	0	0	.500	.500
Dykes	.227	7	22	2	5	5	0	0	0	2	1	0	0	5	-	1	0	0	1	0	.227	.370
Earnshaw	.000	3	8	0	0	0	0	0	0	0	0	0	0	0	-	2	0	0	0	2	.000	.000
Foxx	.348	7	23	3	8	11	0	0	1	3	0	0	0	6	-	5	0	0	0	1	.478	.483
Grove	.000	3	10	0	0	0	0	0	0	0	0	0	0	0	-	7	0	0	0	0	.000	.000
Haas	.130	7	23	1	3	4	1	0	0	2	2	0	0	3	-	5	0	0	0	0	.174	.231
Heving	.000	1	1	0	0	0	0	0	0	0	0	0	0	0	-	0	0	0	0	0	.000	.000
Hoyt	.000	1	2	0	0	0	0	0	0	0	0	0	0	0	-	0	0	0	0	0	.000	.000
McNair	.000	2	2	1	0	0	0	0	0	0	0	0	0	0	-	1	0	0	0	0	.000	.000
Miller	.269	7	26	3	7	8	1	0	0	1	1	0	1	0	-	4	0	0	0	0	.308	.296
Moore	.333	2	3	0	1	1	0	0	0	0	0	0	0	0	-	1	0	0	0	0	.333	.333
Simmons	.333	7	27	4	9	17	2	0	2	8	0	0	0	3	-	3	0	0	1	0	.630	.400
Todt	-	1	0	0	0	0	0	0	0	0	0	0	0	1	-	0	0	0	0	0	-	1.000
Williams	.320	7	25	2	8	9	1	0	0	1	0	0	0	2	-	9	0	0	0	0	.360	.370
Totals	.220	7	227	22	50	64	5	0	3	20	4	0	1	28	-	46	0	0	5	2	.282	.309

PITCHER	W	L	ERA	G	GS	CG	GF	SHO	SV	IP	H	R	ER	HR	HB	BB	IBB	SO	WP	BK	AVG
Earnshaw	1	2	1.88	3	3	2	0	1	-	24.0	12	6	5	1	0	4	-	20	1	0	.148
Grove	2	1	2.42	3	3	2	0	0	-	26.0	28	7	7	0	0	2	-	16	0	0	.269
Hoyt	0	1	4.50	1	1	0	0	0	-	6.0	7	3	3	1	0	0	-	1	0	0	.292
Mahaffey	0	0	9.00	1	0	0	1	0	-	1.0	1	1	1	0	0	1	-	0	0	0	.250
Rommel	0	0	9.00	1	0	0	1	0	-	1.0	3	1	1	0	0	0	-	0	0	0	.500
Walberg	0	0	3.00	2	0	0	1	0	-	3.0	3	1	1	0	0	2	-	4	0	0	.300
Totals	3	4	2.66	7	7	4	3	1	-	61.0	54	19	18	2	0	9	-	41	1	0	.236

[Results and Boxscores](#)

1971 AMERICAN LEAGUE CHAMPIONSHIP SERIES

In their first trip to the ALCS, the Oakland A's ran into the defending World Champion Baltimore Orioles, losing in three straight games. Touted A's pitchers Vida Blue and Jim "Catfish" Hunter ran into problems during the series, leading to the A's downfall. Offensively, the A's got solid performances out of third baseman Sal Bando and right fielder Reggie Jackson, who hit .364 and .333 respectively.

In Game 1, Vida Blue took a 3-1 lead into the bottom of the seventh before allowing a RBI single to Mark Belanger, a RBI double by Curt Motton and a two-run double by Paul Blair. ALCS MVP Mike Cuellar tossed a complete game six-hitter to defeat the A's in Game 2. Jim Hunter also went the distance for the A's, allowing seven hits, including four home runs. In Game 3, Reggie Jackson homered twice and Sal Bando once but that was the A's only scoring as Jim Palmer tossed a complete game seven-hitter.

FINAL STATISTICS

PLAYER	AVG	G	AB	R	H	TB	2B	3B	HR	RBI	SH	SF	HP	BB	IBB	SO	SB	CS	DP	E	SLG	OBP
Bando	.364	3	11	3	4	9	2	0	1	1	0	0	0	1	0	0	0	0	1	0	.818	.417
Blefary	.000	1	1	0	0	0	0	0	0	0	0	0	0	0	0	1	0	0	0	0	.000	.000
Blue	.000	1	3	0	0	0	0	0	0	0	0	0	0	0	0	3	0	0	0	0	.000	.000
Campaneris	.167	3	12	0	2	3	1	0	0	0	0	0	0	0	0	1	0	1	0	0	.250	.167
Davis	.375	3	8	1	3	4	1	0	0	1	0	0	0	0	0	0	0	1	0	0	.500	.375
Duncan	.500	2	6	0	3	4	1	0	0	2	0	0	0	0	0	0	1	0	0	0	.667	.500
Epstein	.200	2	5	0	1	1	0	0	0	0	0	0	0	0	0	3	0	0	0	0	.200	.200
Green	.286	3	7	0	2	2	0	0	0	0	1	0	0	1	0	1	0	0	1	0	.286	.375
Hegan	.000	1	1	0	0	0	0	0	0	0	0	0	0	0	0	1	0	0	0	0	.000	.000
Hunter	.000	1	3	0	0	0	0	0	0	0	0	0	0	0	0	1	0	0	0	0	.000	.000
Jackson	.333	3	12	2	4	11	1	0	2	2	0	0	0	0	0	1	0	0	0	0	.917	.333
Mangual	.167	3	12	1	2	5	1	1	0	2	0	0	0	0	0	1	0	0	1	0	.417	.167
Monday	.000	1	3	0	0	0	0	0	0	0	0	0	0	1	0	2	0	0	0	0	.000	.250
Rudi	.143	2	7	0	1	2	1	0	0	0	0	0	0	1	0	0	0	0	0	0	.286	.250
Segui	.000	1	2	0	0	0	0	0	0	0	0	0	0	0	0	0	0	0	0	0	.000	.000
Tenace	.000	1	3	0	0	0	0	0	0	0	0	0	0	1	0	1	0	0	0	0	.000	.250
Totals	.229	3	96	7	22	41	8	1	3	7	2	0	0	5	0	16	0	3	3	0	.427	.267

PITCHER	W	L	ERA	G	GS	CG	GF	SHO	SV	IP	H	R	ER	HR	HB	BB	IBB	SO	WP	BK	AVG
Blue	0	1	6.43	1	1	0	0	0	0	7.0	7	5	5	0	0	2	0	8	0	0	.259
Fingers	0	0	7.71	2	0	0	1	0	0	2.1	2	2	2	0	0	1	0	2	0	0	.250
Grant	0	0	0.00	1	0	0	1	0	0	2.0	3	0	0	0	0	0	0	2	0	0	.333
Hunter	0	1	5.63	1	1	0	0	0	0	8.0	7	5	5	4	0	2	0	6	0	0	.233
Knowles	0	0	0.00	1	0	0	0	0	0	0.1	1	0	0	0	0	0	0	0	1	0	.500
Locker	0	0	0.00	1	0	0	0	0	0	0.2	0	0	0	0	0	2	0	0	0	0	.000
Segui	0	1	5.79	1	1	0	0	0	0	4.2	6	3	3	0	0	6	2	4	0	0	.333
Totals	0	3	5.40	3	3	1	2	0	0	25.0	26	15	15	4	0	13	2	22	1	0	.274

[Results and Boxscores](#)

1972 AMERICAN LEAGUE CHAMPIONSHIP SERIES

Forty-one years after the Philadelphia Athletics won the American League Pennant, the Oakland A's recorded the organization's next pennant with a hard fought three games to two triumph over Detroit. It was the first time in the four-year history of the ALCS that the playoffs had gone more than three games. The A's used superb pitching, scoring just a total of 13 runs in the five games, but allowing only 10. The series also saw a near brawl between Tigers manager Billy Martin and A's shortstop Campy Campaneris, who threw his bat at Tiger hurler Lerrin LaGrow after being hit by a pitch.

In Game 1, the Tigers scored a run in the top of the 11th inning on an Al Kaline home run to take a 2-1 lead but Gonzalo Marquez tied the game in the bottom of the inning on a pinch-hit RBI single. A Kaline throwing error on the play allowed Gene Tenace to score the winning run. ALCS MVP Blue Moon Odom tossed a three-hit shutout in a 5-0 A's win in Game 2. Campaneris had three hits, two runs and two steals but was suspended for the remainder of the playoffs by American League President Joe Cronin after the bat throwing incident. Joe Coleman blanked the A's 3-0 on seven hits in Game 3 and the Tigers won 4-3 in 10 innings in Game 4. The A's scored two runs in the top of the 10th for a 3-1 lead but the Tigers scored three times in the bottom of the 10th, including the game-winning single by Jim Northrup. In Game 5, Vida Blue pitched four innings of shutout relief to pick up the save for Odom. Gene Tenace's two-out RBI single in the fourth inning scored George Hendrick with the winning run.

FINAL STATISTICS

PLAYER	AVG	G	AB	R	H	TB	2B	3B	HR	RBI	SH	SF	HP	BB	IBB	SO	SB	CS	DP	E	SLG	OBP
Alou	.381	5	21	2	8	12	4	0	0	2	1	0	1	0	0	2	1	1	1	0	.571	.409
Bando	.200	5	20	0	4	4	0	0	0	2	0	0	0	0	3	0	0	0	0	0	.200	.200
Blue	.000	4	1	0	0	0	0	0	0	0	0	0	0	0	0	0	0	0	0	0	.000	.000
Campaneris	.429	2	7	3	3	3	0	0	0	0	0	0	1	1	0	0	2	0	0	0	.429	.556
Cullen	.000	2	1	0	0	0	0	0	0	0	0	0	0	0	0	0	0	0	0	0	.000	.000
Duncan	.000	2	2	0	0	0	0	0	0	0	0	0	0	1	0	1	0	0	0	0	.000	.333
Epstein	.188	5	16	1	3	6	0	0	1	1	0	0	1	4	0	5	1	0	0	0	.375	.381
Fingers	.000	3	1	0	0	0	0	0	0	0	0	0	0	0	0	0	0	0	0	0	.000	.000
Green	.125	5	8	0	1	2	1	0	0	0	0	0	0	0	0	0	0	0	1	0	.250	.125
Hegan	.000	3	1	1	0	0	0	0	0	0	0	0	0	0	0	0	0	0	0	0	.000	.000
Hendrick	.143	5	7	2	1	1	0	0	0	0	0	0	0	0	0	1	0	0	0	0	.143	.143
Holtzman	.000	1	1	0	0	0	0	0	0	0	0	0	0	0	0	1	0	0	0	0	.000	.000
Hunter	.167	2	6	0	1	1	0	0	0	0	0	0	0	0	0	2	0	0	0	0	.167	.167
Jackson	.278	5	18	1	5	6	1	0	0	2	0	0	0	1	0	6	2	0	0	0	.333	.316
Kubiak	.500	4	4	0	2	2	0	0	0	1	0	0	0	0	0	0	0	0	0	1	.500	.500
Mangual	.000	3	3	0	0	0	0	0	0	0	0	0	0	0	0	1	0	0	0	0	.000	.000
Marquez	.667	3	3	1	2	2	0	0	0	1	0	0	0	0	0	0	0	0	0	0	.667	.667
Maxvill	.125	5	8	0	1	1	0	0	0	0	0	0	0	1	0	2	1	0	0	0	.125	.222
Mincher	.000	1	1	0	0	0	0	0	0	0	0	0	0	0	0	1	0	0	0	0	.000	.000
Odom	.250	3	4	0	1	2	1	0	0	1	0	0	0	0	1	0	0	0	0	0	.500	.250
Rudi	.250	5	20	1	5	6	1	0	0	2	0	1	0	1	0	4	0	0	0	0	.300	.273
Tenace	.059	5	17	1	1	1	0	0	0	1	0	0	0	3	0	5	0	1	0	1	.059	.200
Totals	.224	5	170	13	38	49	8	0	1	10	4	1	3	12	0	35	7	2	2	3	.288	.285

PITCHER	W	L	ERA	G	GS	CG	GF	SHO	SV	IP	H	R	ER	HR	HB	BB	IBB	SO	WP	BK	AVG
Blue	0	0	0.00	4	0	0	1	0	1	5.1	4	0	0	0	0	1	1	5	0	0	.200
Fingers	1	0	1.69	3	0	0	1	0	0	5.1	4	1	1	1	0	1	0	3	0	0	.250
Hamilton	0	0	0.00	1	0	0	1	0	0	0.0	1	0	0	0	0	1	0	0	0	0	1.000
Holtzman	0	1	4.50	1	1	0	0	0	0	4.0	4	2	2	0	0	2	0	2	0	0	.267
Horlen	0	1	INF	1	0	0	0	0	0	0.0	0	1	1	0	0	1	0	0	1	0	.000
Hunter	0	0	1.17	2	2	0	0	0	0	15.1	10	2	2	2	0	5	1	9	0	0	.185
Locker	0	0	13.50	2	0	0	1	0	0	2.0	4	3	3	1	0	0	0	1	0	0	.444
Odom	2	0	0.00	2	2	1	0	1	0	14.0	5	1	0	0	0	2	0	5	1	0	.109
Totals	3	2	1.76	5	5	1	4	1	1	46.0	32	10	9	4	0	13	2	25	2	0	.198

Results and Boxscores

1972 WORLD SERIES

The A's win their first World Championship in Oakland, the first for the Athletics franchise since 1930, defeating Cincinnati, four games to three. Six of the seven games are decided by one run and Gene Tenace picks up the offensive slack for Reggie Jackson who misses the entire series after pulling a hamstring in the ALCS. Tenace hits .348 with four home runs and nine RBI in the seven games to earn World Series MVP honors.

Tenace homered in his first two at bats of the series, hitting a two-run homer in the second and a solo shot in the fifth to lead the A's to a 3-2 win in Game 1. Catfish Hunter tossed 8 2/3 innings of six-hit, one-run baseball in Game 2 before yielding to Rollie Fingers who got the final out in the A's 2-1 win. Joe Rudi homered and made a spectacular catch off the bat of Denis Menke in the ninth. After a rainout in Oakland, the Reds won Game 3, 1-0 on a combined three-hitter by Jack Billingham and Clay Carroll. In Game 4, the A's trailed 2-1 entering the bottom of the ninth before scoring twice on pinch hit RBI singles by Don Mincher and Angel Mangual to take a 3-1 lead in the series. The Reds scored once in the eighth and once in the ninth off Rollie Fingers to win Game 5, 5-4 and then won 8-1 in Game 6 to even the series at three games each. In Game 7, the score was tied at one after five innings when Tenace delivered a RBI double to give the A's the lead. Sal Bando followed with a RBI double and Rollie Fingers pitched two scoreless innings for the save.

FINAL STATISTICS

PLAYER	AVG	G	AB	R	H	TB	2B	3B	HR	RBI	SH	SF	HP	BB	IBB	SO	SB	CS	DP	E	SLG	OBP
Alou	.042	7	24	0	1	1	0	0	0	0	1	0	0	3	1	0	1	0	0	1	.042	.148
Bando	.269	7	26	2	7	8	1	0	0	1	0	0	2	1	5	0	0	1	1	.308	.321	
Blue	.000	4	1	0	0	0	0	0	0	0	0	0	0	2	0	1	0	0	0	.000	.667	
Campaneris	.179	7	28	1	5	5	0	0	0	0	2	0	0	1	0	4	0	1	0	1.179	.207	
Duncan	.200	3	5	0	1	1	0	0	0	0	0	0	0	1	0	3	0	0	0	.200	.333	
Epstein	.000	6	16	1	0	0	0	0	0	0	0	0	5	1	3	0	0	0	2	.000	.238	
Fingers	.000	6	1	0	0	0	0	0	0	0	1	0	0	0	0	0	0	0	0	.000	.000	
Green	.333	7	18	0	6	8	2	0	0	1	0	0	0	0	4	0	0	0	0	.444	.333	
Hegan	.200	6	5	0	1	1	0	0	0	0	0	0	0	0	2	0	0	0	0	.200	.200	
Hendrick	.133	5	15	3	2	2	0	0	0	0	1	0	0	1	0	2	0	0	1	.133	.188	
Holtzman	.000	3	5	0	0	0	0	0	0	0	0	0	0	0	0	0	0	0	0	1.000	.000	
Hunter	.200	3	5	0	1	1	0	0	0	1	0	0	0	2	0	1	0	0	0	1.200	.429	
Kubiak	.333	4	3	0	1	1	0	0	0	0	0	0	0	0	0	0	0	0	0	.333	.333	
Lewis	—	6	0	2	0	0	0	0	0	0	0	0	0	0	0	0	0	2	0	—	—	
Mangual	.300	4	10	1	3	3	0	0	0	1	1	0	0	0	0	0	0	0	0	1.300	.300	
Marquez	.600	5	5	0	3	3	0	0	0	1	0	0	0	0	0	0	0	0	0	.600	.600	
Mincher	1.000	3	1	0	1	1	0	0	0	1	0	0	0	0	0	0	0	0	0	1.000	1.000	
Odom	.000	4	4	0	0	0	0	0	0	0	0	0	0	0	3	0	0	0	0	.000	.000	
Rudi	.240	7	25	1	6	9	0	0	1	1	0	0	1	2	1	5	0	0	0	.360	.321	
Tenace	.348	7	23	5	8	21	1	0	4	9	0	0	0	2	1	4	0	0	0	.913	.400	
Totals	.209	7	220	16	46	65	4	0	5	16	6	0	1	21	5	37	1	3	2	9	.295	.281

PITCHER	W	L	ERA	G	GS	CG	GF	SHO	SV	IP	H	R	ER	HR	HB	BB	IBB	SO	WP	BK	AVG
Blue	0	1	4.15	4	1	0	1	0	1	8.2	8	4	4	1	0	5	1	5	1	0	.258
Fingers	1	1	1.74	6	0	0	4	0	2	10.1	4	2	2	0	1	4	2	11	1	0	.125
Hamilton	0	0	27.00	2	0	0	1	0	0	1.1	3	4	4	0	0	1	1	1	0	0	.500
Holtzman	1	0	2.13	3	2	0	0	0	0	12.2	11	3	3	0	0	3	1	4	0	0	.234
Horlen	0	0	6.75	1	0	0	1	0	0	1.1	2	1	1	0	0	2	1	1	1	0	.333
Hunter	2	0	2.81	3	2	0	0	0	0	16.0	12	5	5	2	0	6	2	11	1	0	.203
Locker	0	0	0.00	1	0	0	0	0	0	0.1	1	0	0	0	0	0	0	0	0	0	.500
Odom	0	1	1.59	2	2	0	0	0	0	11.1	5	2	2	0	0	6	0	13	0	0	.135
Totals	4	3	3.05	7	7	0	7	0	3	62.0	46	21	21	3	1	27	8	46	4	0	.209

[Results and Boxscores](#)

1973 AMERICAN LEAGUE CHAMPIONSHIP SERIES

The A's win their second consecutive American League Pennant, defeating Baltimore three games to two. It was the second consecutive year that the ALCS had gone the maximum five games after having been decided in three games each year previously. In a rematch of the 1971 ALCS, it was pitching again that was the key, this time for the A's. Five of the six A's pitchers had ERAs under 2.00 for the series.

Jim Palmer tossed a five-hit shutout to defeat the A's 6-0 in Game 1 but the A's evened the series with a 6-3 win in Game 2. Sal Bando homered twice off Dave McNally and Campy Campaneris and Joe Rudi also homered for the A's. The A's won Game 3, 2-1 in 11 innings as both Ken Holtzman and Mike Cuellar went the distance. Holtzman allowed just three hits and Cuellar had allowed just three before Campaneris homered to lead off the bottom of the 11th. The A's appeared to have the series locked up in Game 4 as they had a 4-0 lead after six innings. Baltimore then scored four times off Vida Blue in the seventh and once off losing pitcher Rollie Fingers in the eighth for a 5-4 win. ALCS MVP Catfish Hunter then tossed a five-hit shutout in Game 5 as the A's won 3-0 to clinch the series.

FINAL STATISTICS

PLAYER	AVG	G	AB	R	H	TB	2B	3B	HR	RBI	SH	SF	HP	BB	IBB	SO	SB	CS	DP	E	SLG	OBP
Alou	.333	4	6	0	2	2	0	0	0	1	0	0	0	0	0	1	0	0	0	0	.333	.333
Andrews	.000	2	1	0	0	0	0	0	0	0	1	0	0	0	0	0	0	0	0	0	.000	.000
Bando	.167	5	18	2	3	9	0	0	2	3	0	0	1	3	0	6	0	0	0	0	.500	.318
Bourque	.000	2	1	0	0	0	0	0	0	0	0	0	0	2	1	1	0	0	0	0	.000	.667
Campaneris	.333	5	21	3	7	14	1	0	2	3	0	0	0	2	0	2	3	0	0	2	.667	.391
Conigliaro	.000	1	4	0	0	0	0	0	0	0	0	0	0	0	0	2	0	0	0	0	.000	.000
Davalillo	.625	4	8	2	5	8	1	1	0	1	0	0	0	1	1	0	0	0	1	1	1.000	.667
Fosse	.091	5	11	2	1	2	1	0	0	3	1	1	0	2	0	2	0	0	0	0	.182	.214
Green	.077	5	13	0	1	2	1	0	0	1	1	0	0	0	0	4	0	0	0	1	.154	.077
Jackson	.143	5	21	0	3	3	0	0	0	0	0	0	0	0	0	6	0	1	0	0	.143	.143
Johnson	.100	4	10	0	1	1	0	0	0	0	0	0	0	2	0	6	0	0	0	0	.100	.250
Kubiak	.000	3	2	0	0	0	0	0	0	0	0	0	0	0	0	1	0	0	1	0	.000	.000
Lewis	—	2	0	1	0	0	0	0	0	0	0	0	0	0	0	0	0	0	0	0	—	—
Mangual	.111	3	9	1	1	1	0	0	0	0	0	0	0	0	0	3	0	0	0	0	.111	.111
Rudi	.222	5	18	1	4	7	0	0	1	3	1	0	0	3	1	1	0	0	0	0	.389	.333
Tenace	.235	5	17	3	4	5	1	0	0	0	0	0	1	2	0	4	0	0	0	0	.294	.350
Totals	.200	5	160	15	32	54	5	1	5	15	4	1	2	17	3	39	3	1	2	4	.338	.283

PITCHER	W	L	ERA	G	GS	CG	GF	SHO	SV	IP	H	R	ER	HR	HB	BB	IBB	SO	WP	BK	AVG
Blue	0	1	10.29	2	2	0	0	0	0	7.0	8	8	8	1	0	5	0	3	1	0	.286
Fingers	0	1	1.93	3	0	0	3	0	1	4.2	4	1	1	1	0	2	0	4	0	0	.250
Holtzman	1	0	0.82	1	1	1	0	0	0	11.0	3	1	1	1	0	1	0	7	0	0	.081
Hunter	2	0	1.65	2	2	1	0	1	0	16.1	12	3	3	0	1	5	1	6	0	0	.200
Odom	0	0	1.80	1	0	0	0	0	0	5.0	6	2	1	0	0	2	0	4	0	0	.286
Pina	0	0	0.00	1	0	0	0	0	0	2.0	3	0	0	0	1	1	0	1	0	0	.333
Totals	3	2	2.74	5	5	2	3	1	1	46.0	36	15	14	3	2	16	1	25	1	0	.211

[Results and Boxscores](#)

1973 WORLD SERIES

The A's win their second consecutive World Championship, winning Games 6 and 7 to defeat the New York Mets, four games to three. Reggie Jackson was named MVP of the series after hitting .310 with a home run and six RBI and Ken Holtzman was the winning pitcher in two of the A's four victories. The series also featured the "firing" of Mike Andrews by A's owner Charlie Finley after his two 12th-inning errors in Game 2 helped the Mets to a 10-7 win. Andrews did make another appearance in the series, grounding out as a pinch hitter in Game 4.

Holtzman picks up the win in the A's 2-1 victory in Game 1. The A's collect just three hits off Mets starter Jon Matlack but all come in the third inning as Holtzman doubles and scores on an error and Joe Rudi has a RBI single. The Mets score four runs off Rollie Fingers in the 12th inning of Game 2 to defeat the A's 10-7, but only one run was earned as Andrews committed two errors. Game 3 went 11 innings but the A's won 3-2 on a RBI single by Campy Campaneris in the top of the 11th. The A's lost Game 4, 6-1 as Rusty Staub was a perfect 4-for-4 to even the series at two games apiece. Jerry Koosman and Tug McGraw then combined to three-hit the A's in a 2-0 win in Game 5 but the A's came back to win the final two games in Oakland. In Game 6, Reggie Jackson doubled twice, singled and drove in two runs in the A's 3-1 victory. The A's had gone the entire series without a home run before Campaneris hit a two-run home run in the third inning in Game 2. Jackson added a two-run homer later in the inning and Darold Knowles retired Wayne Garrett with runners on first and third in the ninth to save the A's 5-2 win.

FINAL STATISTICS

PLAYER	AVG	G	AB	R	H	TB	2B	3B	HR	RBI	SH	SF	HP	BB	IBB	SO	SB	CS	DP	E	SLG	OBP
Alou	.158	7	19	0	3	4	1	0	0	3	0	1	0	0	0	0	0	0	0	0	.211	.150
Andrews	.000	2	3	0	0	0	0	0	0	0	0	0	1	0	1	0	0	0	0	2	.000	.250
Bando	.231	7	26	5	6	9	1	1	0	1	1	0	0	4	1	7	0	0	0	1	.346	.333
Blue	.000	2	4	0	0	0	0	0	0	0	0	0	0	0	0	4	0	0	0	0	.000	.000
Bourque	.500	2	2	0	1	1	0	0	0	0	0	0	0	0	0	0	0	0	0	0	.500	.500
Campaneris	.290	7	31	6	9	14	0	1	1	3	0	0	2	1	0	7	3	0	0	1	.452	.353
Conigliaro	.000	3	3	0	0	0	0	0	0	0	0	0	0	0	0	1	0	0	0	0	.000	.000
Davalillo	.091	6	11	0	1	1	0	0	0	0	0	0	0	2	0	1	0	0	0	0	.091	.231
Fingers	.333	6	3	0	1	1	0	0	0	0	0	0	0	0	0	1	0	0	0	0	.333	.333
Fosse	.158	7	19	0	3	4	1	0	0	0	0	0	0	1	1	4	0	0	0	0	.211	.200
Green	.063	7	16	0	1	1	0	0	0	0	0	0	0	1	0	6	0	1	0	1	.063	.118
Holtzman	.667	3	3	2	2	4	2	0	0	0	0	0	0	0	0	0	0	0	0	0	1.333	.667
Hunter	.000	2	5	0	0	0	0	0	0	0	0	0	0	0	0	3	0	0	0	1	.000	.000
Jackson	.310	7	29	3	9	17	3	1	1	6	0	0	0	2	0	7	0	0	1	0	.586	.355
Johnson	.300	6	10	0	3	4	1	0	0	0	0	0	0	1	0	4	0	0	0	0	.400	.364
Knowles	—	0	0	0	0	0	0	0	0	0	0	0	0	0	0	0	0	0	0	1	—	—
Kubiak	.000	4	3	1	0	0	0	0	0	0	0	0	0	1	0	1	0	0	0	0	.000	.250
Lewis	—	3	0	1	0	0	0	0	0	0	0	0	0	0	0	0	0	0	0	0	—	—
Lindblad	.000	3	1	0	0	0	0	0	0	0	0	0	0	0	0	0	0	0	0	0	.000	.000
Mangual	.000	5	6	0	0	0	0	0	0	0	0	0	0	0	0	3	0	0	0	0	.000	.000
Odom	.000	3	1	0	0	0	0	0	0	0	0	0	0	0	0	1	0	0	0	0	.000	.000
Rudi	.333	7	27	3	9	11	2	0	0	4	1	0	0	3	0	4	0	1	0	0	.407	.400
Tenace	.158	7	19	0	3	4	1	0	0	3	0	0	0	11	1	7	0	2	1	2	.211	.467
Totals	.212	7	241	21	51	75	12	3	2	20	2	1	2	28	3	62	3	4	2	9	.311	.298

PITCHER	W	L	ERA	G	GS	CG	GF	SHO	SV	IP	H	R	ER	HR	HB	BB	IBB	SO	WP	BK	AVG
Blue	0	1	4.91	2	2	0	0	0	0	11.0	10	6	6	2	0	3	0	8	1	0	.222
Fingers	0	1	0.66	6	0	0	3	0	2	13.2	13	5	1	0	1	4	1	8	0	0	.250
Holtzman	2	1	4.22	3	3	0	0	0	0	10.2	13	5	5	1	0	5	0	6	0	0	.310
Hunter	1	0	2.03	2	2	0	0	0	0	13.1	11	3	3	1	0	4	1	6	1	0	.212
Knowles	0	0	0.00	7	0	0	2	0	2	6.1	4	1	0	0	1	5	2	5	0	0	.167
Lindblad	1	0	0.00	3	0	0	2	0	0	3.1	4	0	0	0	0	1	1	1	0	0	.250
Odom	0	0	3.86	2	0	0	0	0	0	4.2	5	2	2	0	0	2	0	2	1	0	.294
Pina	0	0	0.00	2	0	0	0	0	0	3.0	6	2	0	0	1	2	1	0	0	0	.462
Totals	4	3	2.32	7	7	0	7	0	4	66.0	66	24	17	4	3	26	6	36	3	0	.253

[Results and Boxscores](#)

1974 AMERICAN LEAGUE CHAMPIONSHIP SERIES

The A's and Orioles square off in the American League Championship Series for the third time in the last four years and the A's win their third straight American League Pennant, defeating the Orioles three games to one. Pitching was the key as Vida Blue, Ken Holtzman and Blue Moon Odom combined for 21.1 innings of scoreless pitching. Ray Fosse paced the A's offense with a .333 batting average, one home run and three RBI.

The A's lose Game 1 of the series, 6-3 as Paul Blair, Brooks Robinson and Bobby Grich all homer off A's starter Catfish Hunter. Ken Holtzman gets the A's back on track in Game 2 with a five-hit shutout in the A's 5-0 win and Ray Fosse adds three hits and three RBI. Game 3 is a pitchers duel between ALCS MVP Vida Blue and Jim Palmer and Blue comes out on the winning end when Sal Bando hits a solo home run in the fourth inning for the only run of the game. Palmer would allow just three other hits but Blue allowed just two and did not walk a batter. Jim Hunter tosses seven scoreless innings in Game 5 and A's pitchers extend their scoreless streak to 30 innings before Rollie Fingers allows a run in the ninth in the A's 2-1 win. The A's collect just one hit but walk 11 times.

FINAL STATISTICS

PLAYER	AVG	G	AB	R	H	TB	2B	3B	HR	RBI	SH	SF	HP	BB	IBB	SO	SB	CS	DP	E	SLG	OBP
Alou	1.000	1	1	0	1	1	0	0	0	0	0	0	0	0	0	0	0	0	0	0	1.000	1.000
Bando	.231	4	13	4	3	9	0	0	2	2	0	0	0	4	0	0	0	0	0	0	.692	.412
Campaneris	.176	4	17	0	3	3	0	0	3	0	1	0	0	0	0	3	1	1	1	1	.176	.167
Fosse	.333	4	12	1	4	8	1	0	1	3	1	0	0	1	0	2	0	0	0	0	.667	.385
Green	.222	4	9	0	2	2	0	0	0	0	1	0	0	2	0	1	0	0	0	2	.222	.364
Holt	—	2	0	0	0	0	0	0	0	0	0	0	0	1	1	0	0	0	0	0	—	1.000
Jackson	.167	4	12	0	2	3	1	0	0	1	0	0	0	5	0	2	0	0	0	0	.250	.412
Mangual	.250	1	4	0	1	1	0	0	0	0	0	0	0	0	0	0	0	0	0	0	.250	.250
Maxvill	.000	1	1	0	0	0	0	0	0	0	0	0	0	0	0	1	0	0	0	0	.000	.000
North	.063	4	16	3	1	2	1	0	0	0	0	0	0	2	0	1	1	0	0	0	.125	.167
Rudi	.154	4	13	0	2	4	0	1	0	1	0	0	0	3	2	2	0	0	0	0	.308	.313
Tenace	.000	4	11	1	0	0	0	0	0	1	0	0	0	4	0	4	1	0	1	0	.000	.267
Trillo	—	1	0	1	0	0	0	0	0	0	0	0	0	0	0	0	0	0	0	0	—	—
Washington, C	.273	4	11	1	3	4	1	0	0	0	0	0	1	0	0	0	0	0	1	0	.364	.333
Washington, W	—	2	0	0	0	0	0	0	0	0	0	0	0	0	0	0	0	2	0	0	—	—
Totals	.183	4	120	11	22	37	4	1	3	11	2	1	1	22	3	16	3	3	3	2	.308	.313

PITCHER	W	L	ERA	G	GS	CG	GF	SHO	SV	IP	H	R	ER	HR	HB	BB	IBB	SO	WP	BK	AVG
Blue	1	0	0.00	1	1	1	0	1	0	9.0	2	0	0	0	0	0	0	7	0	0	.067
Fingers	0	0	3.00	2	0	0	2	0	1	3.0	3	1	1	0	0	1	0	3	0	0	.250
Holtzman	1	0	0.00	1	1	1	0	1	0	9.0	5	0	0	0	0	2	0	3	0	0	.167
Hunter	1	1	4.63	2	2	0	0	0	0	11.2	11	6	6	3	0	2	0	6	0	0	.268
Odom	0	0	0.00	1	0	0	0	0	0	3.1	1	0	0	0	0	0	0	1	0	0	.091
Totals	3	1	1.75	4	4	2	2	2	1	36.0	22	7	7	3	0	5	0	20	0	0	.177

Results and Boxscores

1974 WORLD SERIES

The A's win their third consecutive World Championship to become the first team to win at least three straight since the New York Yankees won five straight, 1949-53. The A's defeated the Los Angeles Dodgers in five games in a series where four of the five games were decided by a 3-2 score. Bert Campaneris hit .353 in the series and Joe Rudi topped the A's with four RBI. World Series MVP Rollie Fingers had a win and two saves while posting a 1.93 ERA and the A's used just five pitchers the entire series.

The A's open the series with a 3-2 win as Rollie Fingers pitched 4.1 innings of relief for the win before Catfish Hunter comes on to strike out Joe Ferguson in the bottom of the ninth with the tying run at first base. The Dodgers even the series with a 3-2 win in Game 2 as Don Sutton shuts out the A's on four hits over the first eight innings. Joe Rudi has a two-run single in the ninth but the A's rally falls short. Hunter starts Game 3 and kept the Dodgers off the board over the first seven innings in a 3-2 win. Ken Holtzman is the winning pitcher in the A's 5-2 win in Game 4 and he also contributes to the A's offense with a solo home run in the third inning. The A's trailed 2-1 entering the bottom of the sixth but score four times, highlighted by Jim Holt's two-run pinch hit single. Rollie Fingers clinches his series MVP honors by pitching two scoreless innings for the save in the A's 3-2 win in Game 5. Joe Rudi homers to lead off the seventh inning to break a 2-2 tie.

FINAL STATISTICS

PLAYER	AVG	G	AB	R	H	TB	2B	3B	HR	RBI	SH	SF	HP	BB	IBB	SO	SB	CS	DP	E	SLG	OBP
Alou	.000	1	1	0	0	0	0	0	0	0	0	0	0	0	0	1	0	0	0	0	.000	.000
Bando	.063	5	16	3	1	1	0	0	0	2	0	1	1	2	0	5	0	0	0	0	.063	.200
Blue	.000	2	4	0	0	0	0	0	0	0	0	0	0	0	0	4	0	0	0	0	.000	.000
Campaneris	.353	5	17	1	6	8	2	0	2	2	2	0	1	0	0	2	1	1	0	2	.471	.389
Fingers	.000	4	2	0	0	0	0	0	0	0	0	0	0	0	0	1	0	0	0	0	.000	.000
Fosse	.143	5	14	1	2	5	0	0	1	1	0	0	0	1	0	5	0	0	0	0	.357	.200
Green	.000	5	13	1	0	0	0	0	0	1	1	0	0	1	0	4	0	0	0	1	.000	.071
Haney	—	2	0	0	0	0	0	0	0	0	0	0	0	0	0	0	0	0	0	0	—	—
Holt	.667	4	3	0	2	2	0	0	0	2	0	0	0	0	0	0	0	0	0	0	.667	.667
Holtzman	.500	2	4	2	2	6	1	0	1	1	0	0	0	1	0	1	0	0	0	0	1.500	.600
Hunter	.000	2	2	0	0	0	0	0	0	0	1	0	0	0	0	2	0	0	0	0	.000	.000
Jackson	.286	5	14	3	4	8	1	0	1	1	0	0	0	5	0	3	1	0	0	1	.571	.474
Mangual	.000	1	1	0	0	0	0	0	0	0	0	0	0	0	0	1	0	0	0	0	.000	.000
Maxvill	—	2	0	0	0	0	0	0	0	0	0	0	0	0	0	0	0	0	0	0	—	—
North	.059	5	17	3	1	1	0	0	0	0	1	0	0	2	0	5	1	1	1	1	.059	.158
Rudi	.333	5	18	1	6	9	0	0	1	4	1	0	0	0	0	3	0	0	1	0	.500	.333
Tenace	.222	5	9	0	2	2	0	0	0	0	1	0	0	3	0	4	0	0	1	0	.222	.417
Washington, C	.571	5	7	1	4	4	0	0	0	0	0	0	0	1	1	1	0	1	0	0	.571	.625
Washington, H	—	3	0	0	0	0	0	0	0	0	0	0	0	0	0	0	0	0	0	0	—	—
Totals	.211	5	142	16	30	46	4	0	4	14	7	1	2	16	1	42	3	3	3	5	.324	.298

PITCHER	W	L	ERA	G	GS	CG	GF	SHO	SV	IP	H	R	ER	HR	HB	BB	IBB	SO	WP	BK	AVG
Blue	0	1	3.29	2	2	0	0	0	0	13.2	10	5	5	1	0	7	0	9	0	0	.217
Fingers	1	0	1.93	4	0	0	3	0	2	9.1	8	2	2	2	1	2	0	6	0	0	.242
Holtzman	1	0	1.50	2	2	0	0	0	0	12.0	13	3	2	0	0	4	0	10	1	0	.277
Hunter	1	0	1.17	2	1	0	1	0	1	7.2	5	1	1	1	1	0	2	0	5	0	.179
Odom	1	0	0.00	2	0	0	1	0	0	1.1	0	0	0	0	0	1	0	2	0	0	.000
Totals	4	1	2.05	5	5	0	5	0	3	44.0	36	11	10	4	1	16	0	32	1	0	.228

[Results and Boxscores](#)

1975 AMERICAN LEAGUE CHAMPIONSHIP SERIES

The A's streak of three consecutive American League Pennants is snapped by Boston as the Red Sox sweep the A's in three games. After posting a team ERA under 3.00 in each of the previous three ALCS wins, the A's team ERA in 1975 ballooned to 4.32. Sal Bando paced the A's offense with a .500 batting average and Reggie Jackson drove in three of the seven runs the A's scored in the series.

Luis Tiant pitched a three-hitter in Boston's 7-1 win in Game 1 at Fenway Park. Three A's errors led to two runs in the first inning but the A's still trailed just 2-0 before Boston scored five in the seventh. The A's took a 3-0 lead in Game 2, highlighted by a Reggie Jackson two-run home run in the first inning but Boston tied the game with three in the fourth off Vida Blue. Rollie Fingers then allowed three runs in four innings as the A's lost 6-3. The series moved to Oakland for Game 3 but the Red Sox built a 4-0 lead in a 5-3 win. The A's started their Game 1 starter, Ken Holtzman, and he allowed four runs in 4 2/3 innings.

FINAL STATISTICS

PLAYER	AVG	G	AB	R	H	TB	2B	3B	HR	RBI	SH	SF	HP	BB	IBB	SO	SB	CS	DP	E	SLG	OBP
Bando	.500	3	12	1	6	8	2	0	0	2	0	0	0	0	0	3	0	0	0	1	.667	.500
Campaneris	.000	3	11	1	0	0	0	0	0	0	0	0	0	1	0	1	0	0	0	0	.000	.083
Fosse	.000	1	2	0	0	0	0	0	0	0	0	0	0	0	0	1	0	0	0	0	.000	.000
Garner	.000	3	5	0	0	0	0	0	0	0	0	0	0	0	0	1	0	0	0	1	.000	.000
Harper	—	1	0	0	0	0	0	0	0	0	0	0	0	1	0	0	0	0	0	0	—	1.000
Holt	.333	3	3	0	1	2	1	0	0	0	0	0	0	0	0	0	0	0	0	0	.667	.333
Hopkins	—	1	0	0	0	0	0	0	0	0	0	0	0	0	0	0	0	0	0	0	—	—
Jackson	.417	3	12	1	5	8	0	0	1	3	0	0	0	0	0	2	0	0	0	0	.667	.417
Martinez	—	3	0	0	0	0	0	0	0	0	0	0	0	0	0	0	0	0	0	0	—	—
North	.000	3	10	0	0	0	0	0	0	1	0	0	0	2	0	0	0	0	0	1	.000	.167
Rudi	.250	3	12	1	3	5	2	0	0	0	0	0	0	0	0	1	0	0	1	0	.417	.250
Tenace	.000	3	9	0	0	0	0	0	0	0	0	0	0	3	0	2	0	0	1	0	.000	.250
Tovar	.500	2	2	2	1	1	0	0	0	0	0	0	0	1	0	0	0	0	0	1	.500	.667
Washington	.250	3	12	1	3	4	1	0	0	1	0	0	0	0	0	2	0	0	0	2	.333	.250
Williams	.000	3	8	0	0	0	0	0	0	0	0	0	0	1	0	1	0	0	0	0	.000	.111
Totals	.194	3	98	7	19	28	6	0	1	7	0	0	0	9	0	14	0	0	2	6	.286	.262

PITCHER	W	L	ERA	G	GS	CG	GF	SHO	SV	IP	H	R	ER	HR	HB	BB	IBB	SO	WP	BK	AVG
Abbott	0	0	0.00	1	0	0	1	0	0	1.0	0	0	0	0	0	0	0	0	0	0	0.000
Blue	0	0	9.00	1	1	0	0	0	0	3.0	6	3	3	1	0	0	0	2	0	0	.429
Bosman	0	0	0.00	1	0	0	0	0	0	0.1	0	0	0	0	0	0	0	0	0	0	.000
Fingers	0	1	6.75	1	0	0	1	0	0	4.0	5	3	3	1	0	1	1	3	0	0	.385
Holtzman	0	2	4.09	2	2	0	0	0	0	11.0	12	8	5	0	0	1	0	7	0	0	.261
Lindblad	0	0	0.00	2	0	0	1	0	0	4.2	5	3	0	0	0	1	1	0	1	0	.313
Todd	0	0	9.00	3	0	0	0	0	0	1.0	3	1	1	0	0	0	0	0	0	0	.600
Totals	0	3	4.32	3	3	0	3	0	0	25.0	31	18	12	2	0	3	2	12	1	0	.316

[Results and Boxscores](#)

1981 AMERICAN LEAGUE DIVISION SERIES

The A's sweep a three-game series from Kansas City in baseball's first ever Division Series, pitting first and second half winners in each division in a season interrupted by a strike. The A's pitching staff allows just two runs in the entire series and the offense is paced by Dwayne Murphy who is 6-for-11 in the three-game series.

Mike Norris tosses a four-hit shutout in Game 1, a 4-0 A's victory at Kansas City. Wayne Gross hit a three-run home run in the fourth inning. The A's get their second consecutive complete game in Game 2 as Steve McCatty pitches a six-hitter in the A's 2-1 win. Tony Armas had a RBI double in the first inning, and after the Royals tied the game in the fifth, Armas added a RBI double in the eighth for the win. The A's complete the sweep with a 4-1 win in Oakland in Game 3. Armas had a RBI single in the first and three Kansas City errors led to a run in the third. After the Royals scored a run in the fourth, Dave McKay homered and Dwayne Murphy had a RBI single in the bottom of the inning.

FINAL STATISTICS

PLAYER	AVG	G	AB	R	H	TB	2B	3B	HR	RBI	SH	SF	HP	BB	IBB	SO	SB	CS	DP	E	SLG	OBP
Armas	.545	3	11	1	6	8	2	0	0	3	0	0	0	1	0	1	0	0	0	1	.727	.583
Bosetti	—	1	0	0	0	0	0	0	0	0	0	0	0	0	0	0	0	0	0	0	—	—
Drumright	.250	1	4	0	1	1	0	0	0	0	0	0	0	0	0	0	0	0	1	0	.250	.250
Gross	.400	2	5	1	2	5	0	0	1	3	0	0	0	0	0	0	0	0	0	0	1.000	.400
Heath	.000	2	8	0	0	0	0	0	0	0	0	0	0	0	0	1	0	0	0	0	.000	.000
Henderson	.182	3	11	3	2	2	0	0	0	0	0	0	0	2	0	2	0	0	0	0	.182	.308
Johnson	.286	2	7	0	2	3	1	0	0	0	1	0	0	0	0	1	0	0	0	0	.429	.286
Klutts	.143	2	7	0	1	1	0	0	0	1	0	0	0	0	0	1	0	0	0	0	.143	.143
McKay	.273	3	11	1	3	6	0	0	1	1	0	0	0	1	0	1	0	0	0	1	.545	.333
Moore	.000	2	8	0	0	0	0	0	0	0	0	0	0	0	0	2	0	0	0	0	.000	.000
Murphy	.545	3	11	4	6	10	1	0	1	2	0	0	0	1	0	1	0	1	0	0	.909	.583
Newman	.000	1	3	0	0	0	0	0	0	0	1	0	0	0	0	1	0	0	0	0	.000	.000
Picciolo	.333	1	3	0	1	1	0	0	0	0	0	0	0	0	0	0	0	0	0	0	.333	.333
Spencer	.250	1	4	0	1	2	1	0	0	0	0	0	0	0	0	0	0	0	0	0	.500	.250
Stanley	.000	3	6	0	0	0	0	0	0	0	0	0	0	1	0	1	0	0	0	0	.000	.143
pitchers	—	0	0	0	0	0	0	0	0	0	0	0	0	0	0	0	0	0	0	1	—	—
Totals	.253	3	99	10	25	39	5	0	3	9	3	0	0	6	0	10	2	1	1	3	.394	.295

PITCHER	W	L	ERA	G	GS	CG	GF	SHO	SV	IP	H	R	ER	HR	HB	BB	IBB	SO	WP	BK	AVG
Beard	0	0	0.00	1	0	0	1	0	1	1.1	0	0	0	0	0	0	0	2	0	0	.000
Langford	1	0	1.23	1	1	0	0	0	0	7.1	10	1	1	0	0	0	0	3	0	0	.333
McCatty	1	0	1.00	1	1	1	0	0	0	9.0	6	1	1	0	0	4	0	3	0	0	.188
Norris	1	0	0.00	1	1	1	0	1	0	9.0	4	0	0	0	0	3	0	2	0	0	.129
Underwood	0	0	0.00	1	0	0	0	0	0	0.1	0	0	0	0	0	0	0	1	0	0	.000
Totals	3	0	0.67	3	3	2	1	1	1	27.0	20	2	2	0	0	7	0	11	0	0	.204

Results and Boxscores

1981 AMERICAN LEAGUE CHAMPIONSHIP SERIES

The A's are swept by the New York Yankees in three games in their first ALCS appearance in seven years. The A's are outscored 20-4 in the three-game set, compiling a .222 batting average while allowing a 6.84 ERA. Rickey Henderson provides most of the offense as he is 4-for-11 with two doubles, a triple, an RBI and two stolen bases.

The Yankees score three times in the first inning off A's starter Mike Norris in Game 1 en route to a 3-1 victory. Dwayne Murphy drives in Rob Picciolo with the A's lone run in the first inning. The A's take a 3-1 lead in Game 2 before New York scores seven times in the bottom of the fourth inning to take an 8-3 lead. Steve McCatty takes the loss, allowing five runs on six hits in 3 1/3 innings and all five A's pitchers allow at least one run. The Yankees then clinch the series with a 4-0 victory in Game 3 as Dave Righetti, Ron Davis and Rich Gossage combine to blank the A's on five hits.

FINAL STATISTICS

PLAYER	AVG	G	AB	R	H	TB	2B	3B	HR	RBI	SH	SF	HP	BB	IBB	SO	SB	CS	DP	E	SLG	OBP
Armas	.167	3	12	0	2	2	0	0	0	0	0	0	0	0	0	5	0	0	1	0	.167	.167
Bosetti	.250	2	4	1	1	2	1	0	0	0	0	0	0	0	0	1	0	0	0	0	.500	.250
Davis	1.000	1	1	0	1	1	0	0	0	0	0	0	0	0	0	0	0	0	0	0	1.000	1.000
Drumright	.000	3	4	0	0	0	0	0	0	0	0	0	0	1	1	0	0	0	0	0	.000	.200
Gross	.000	3	5	0	0	0	0	0	0	0	0	0	0	0	0	0	0	0	0	0	.000	.000
Heath	.333	3	6	1	2	2	0	0	0	0	0	0	0	0	1	0	0	0	0	0	.333	.333
Henderson	.364	3	11	0	4	8	2	1	0	1	0	0	0	1	0	2	2	0	1	1	.727	.417
Johnson	.000	2	6	0	0	0	0	0	0	0	0	0	0	2	0	2	0	0	0	0	.000	.250
Klutts	.429	3	7	1	3	3	0	0	0	0	0	0	0	0	1	0	0	0	0	1	.429	.429
McKay	.273	3	11	0	3	3	0	0	0	1	0	0	0	0	0	2	0	0	1	1	.273	.273
Moore	.250	3	8	0	2	2	0	0	0	0	0	0	0	0	1	0	0	1	0	1	.250	.250
Murphy	.250	3	8	0	2	3	1	0	0	1	0	0	0	2	0	3	0	0	1	0	.375	.400
Newman	.000	2	5	0	0	0	0	0	0	0	0	0	0	0	2	0	0	1	0	0	.000	.000
Picciolo	.200	2	5	1	1	1	0	0	0	0	0	0	0	0	2	0	0	0	1	0	.200	.200
Spencer	.000	2	3	0	0	0	0	0	0	0	0	0	0	0	0	0	0	0	0	0	.000	.000
Stanley	.333	2	3	0	1	1	0	0	0	1	0	0	0	0	1	0	0	0	0	0	.333	.333
Totals	.222	3	99	4	22	28	4	1	0	4	0	0	0	6	1	23	2	0	6	4	.283	.267

PITCHER	W	L	ERA	G	GS	CG	GF	SHO	SV	IP	H	R	ER	HR	HB	BB	IBB	SO	WP	BK	AVG
Beard	0	0	40.50	1	0	0	0	0	0	0.2	5	3	3	1	0	0	0	0	0	0	.714
Jones	0	1	1.08	1	1	0	0	0	0	8.1	7	2	1	1	0	6	0	4	1	0	.219
Kingman	0	0	81.00	1	0	0	0	0	0	0.1	3	3	3	0	0	0	0	0	0	0	.750
McCatty	0	1	13.50	1	1	0	0	0	0	3.1	6	5	5	0	1	2	0	2	0	0	.375
Norris	0	1	3.68	1	1	0	0	0	0	7.1	6	3	3	0	0	2	0	4	0	0	.222
Owchinko	0	0	5.40	1	0	0	1	0	0	1.2	3	1	1	1	1	0	0	0	0	0	.429
Underwood	0	0	13.50	2	0	0	2	0	0	1.1	4	2	2	0	0	2	0	0	0	0	.667
Team Totals	0	3	6.84	3	3	0	3	0	0	25.0	36	20	19	3	2	13	0	10	1	0	.336

[Results and Boxscores](#)

1988 AMERICAN LEAGUE CHAMPIONSHIP SERIES

The A's sweep the Boston Red Sox in four games to win their first American League pennant in 14 years. The A's hit .299 in the series and the pitching staff posts a 2.00 ERA while holding the Red Sox to a .206 batting average. Dennis Eckersley was named ALCS MVP after saving all four games and the bullpen recorded three of the wins. Dave Henderson hit .375 and Jose Canseco hit three of the A's seven home runs.

Jose Canseco homers in the fourth inning of Game 1 but Dave Henderson provides the game-winning single in the eighth inning in the A's 2-1 victory. Game 2 is a scoreless tie until the Red Sox score twice in the sixth off Storm Davis but Jose Canseco hit a two-run home run and Mark McGwire added a RBI single in the seventh to give the A's a 3-2 lead. After the Red Sox tie the game, Walt Weiss has the game-winning RBI single in the ninth. The A's outscore the Red Sox 10-6 in Game 3 as Carney Lansford, McGwire and Ron Hassey have three hits each while Hassey drives in three runs. The A's clinch the series with a 4-1 win in Game 4 as Dave Stewart allows one run in seven innings for the win. Jose Canseco homered in the first and Dave Henderson had an RBI single in the third before the A's score two insurance runs in the eighth.

FINAL STATISTICS

PLAYER	AVG	G	AB	R	H	TB	2B	3B	HR	RBI	SH	SF	HP	BB	IBB	SO	SB	CS	DP	E	SLG	OBP
Baylor	.000	2	6	0	0	0	0	0	0	1	0	1	0	1	0	2	0	0	0	0	.000	.125
Canseco	.313	4	16	4	5	15	1	0	3	4	0	0	0	1	0	2	1	1	1	1	.938	.353
Gallego	.083	4	12	1	1	1	0	0	0	0	0	0	0	0	0	3	0	0	0	0	.083	.083
Hassey	.500	4	8	2	4	8	1	0	1	3	0	0	0	1	1	1	0	0	0	0	1.000	.556
Henderson	.375	4	16	2	6	10	1	0	1	4	0	0	0	1	0	7	0	0	0	2	.625	.412
Javier	.500	2	4	0	2	2	0	0	0	1	0	0	0	1	1	0	0	0	0	0	.500	.600
Lansford	.294	4	17	4	5	9	1	0	1	2	0	0	0	0	0	2	0	1	0	0	.529	.294
McGwire	.333	4	15	4	5	8	0	0	1	3	0	0	0	1	1	5	0	0	0	0	.533	.375
Parker	.250	3	12	1	3	4	1	0	0	0	0	0	0	0	0	4	0	0	0	1	.333	.250
Phillips	.286	2	7	0	2	3	1	0	0	0	0	0	0	1	0	3	0	0	0	0	.429	.375
Polonia	.400	3	5	0	2	2	0	0	0	0	0	0	0	1	0	2	0	1	0	0	.400	.500
Steinbach	.250	2	4	0	1	1	0	0	0	0	0	0	0	2	0	0	0	0	0	0	.250	.500
Weiss	.333	4	15	2	5	7	2	0	0	2	0	0	0	0	0	4	0	0	0	0	.467	.333
Totals	.299	4	137	20	41	70	8	0	7	20	0	1	0	10	3	35	1	3	1	3	.511	.345

PITCHER	W	L	ERA	G	GS	CG	GF	SHO	SV	IP	H	R	ER	HR	HB	BB	IBB	SO	WP	BK	AVG
Cadaret	0	0	27.00	1	0	0	0	0	0	0.1	1	1	1	1	0	0	0	0	0	0	.500
Davis	0	0	0.00	1	1	0	0	0	0	6.1	2	2	0	0	0	5	0	4	1	0	.100
Eckersley	0	0	0.00	4	0	0	4	0	4	6.0	1	0	0	0	0	2	0	5	0	0	.053
Honeycutt	1	0	0.00	3	0	0	0	0	0	2.0	0	0	0	0	0	2	0	0	0	0	.000
Nelson	2	0	0.00	2	0	0	0	0	0	4.2	5	0	0	0	0	1	0	0	0	0	.294
Plunk	0	0	0.00	1	0	0	0	0	0	0.1	1	0	0	0	0	0	0	1	0	0	.500
Stewart	1	0	1.35	2	2	0	0	0	0	13.1	9	2	2	0	1	6	0	11	0	0	.188
Welch	0	0	27.00	1	1	0	0	0	0	1.2	6	5	5	1	0	2	0	0	0	0	1.667
Young	0	0	0.00	1	0	0	0	0	0	1.1	1	1	0	0	0	0	0	2	0	0	.200
Totals	4	0	2.00	4	4	0	4	0	4	36.0	26	11	8	2	1	18	0	23	1	1	.206

[Results and Boxscores](#)

1988 WORLD SERIES

The A's return to the World Series for the first time in 14 years when they also met the Dodgers. After winning the series in five games in 1974, the A's lose to the Dodgers in five games in 1988. The A's hit just .177 in the series and are outscored 21-11 in the five games. Jose Canseco collects just one hit in the series but leads the A's with five RBI. Storm Davis loses twice and posts an 11.25 ERA.

Canseco hits a grand slam in the second inning of Game 1 to give the A's a 4-2 lead before Kirk Gibson hits a pinch-hit, two-out, two-run home run in the bottom of the ninth to lift the Dodgers to a 5-4 win. Orel Hershiser shuts out the A's on three hits in a 6-0 Los Angeles win in Game 2. Davis allows six runs in 3.1 innings and Dave Parker has all three of the A's hits. The series moves to Oakland for Game 3 and the A's get their only win of the series when Mark McGwire breaks a 1-1 tie with a one-out home run in the bottom of the ninth. The Dodgers score two runs in the first inning of Game 4 and lead the rest of the way in a 4-3 win. Dave Henderson collects four hits. Hershiser clinches World Series MVP honors by tossing a four-hitter in Game 5 to defeat the A's 5-2.

FINAL STATISTICS

PLAYER	AVG	G	AB	R	H	TB	2B	3B	HR	RBI	SH	SF	HP	BB	IBB	SO	SB	CS	DP	E	SLG	OBP
Baylor	.000	1	1	0	0	0	0	0	0	0	0	0	0	0	0	1	0	0	0	0	.000	.000
Canseco	.053	5	19	1	1	4	0	0	1	5	0	0	1	2	0	5	1	0	0	0	.211	.182
Davis	.000	2	1	0	0	0	0	0	0	0	0	0	0	0	0	1	0	0	0	0	.000	.000
Gallego	—	1	0	0	0	0	0	0	0	0	0	0	0	0	0	0	0	0	0	0	—	—
Hassey	.250	5	8	0	2	2	0	0	0	1	0	0	0	3	0	3	0	0	0	0	.250	.455
Henderson	.300	5	20	1	6	8	2	0	0	1	0	0	0	2	0	7	0	0	0	0	.400	.364
Hubbard	.250	4	12	2	3	3	0	0	0	0	0	0	0	1	0	2	1	0	0	1	.250	.308
Javier	.500	3	4	0	2	2	0	0	0	2	0	1	0	0	0	1	0	0	0	0	.500	.400
Lansford	.167	5	18	2	3	3	0	0	0	1	0	0	0	2	0	2	0	0	0	0	.167	.250
McGwire	.059	5	17	1	1	4	0	0	1	1	0	0	0	3	1	4	0	0	2	0	.235	.200
Parker	.200	4	15	0	3	3	0	0	0	0	0	0	0	2	0	4	0	0	0	0	.200	.294
Phillips	.250	2	4	1	1	1	0	0	0	0	0	0	0	1	0	2	0	0	0	0	.250	.400
Polonia	.111	3	9	1	1	1	0	0	0	0	0	0	0	0	0	2	0	0	0	0	.111	.111
Steinbach	.364	3	11	0	4	5	1	0	0	0	0	0	0	0	0	2	0	0	0	0	.455	.364
Stewart	.000	2	3	1	0	0	0	0	0	0	0	0	0	1	0	3	0	0	0	0	.000	.250
Weiss	.063	5	16	1	1	1	0	0	0	0	1	0	0	0	0	2	1	0	0	1	.063	.063
Totals	.177	5	158	11	28	37	3	0	2	11	1	1	1	17	1	41	3	0	2	2	.234	.260

PITCHER	W	L	ERA	G	GS	CG	GF	SHO	SV	IP	H	R	ER	HR	HB	BB	IBB	SO	WP	BK	AVG
Burns	0	0	0.00	1	0	0	1	0	0	0.1	0	0	0	0	0	0	0	0	0	0	.000
Cadaret	0	0	0.00	3	0	0	0	0	0	2.0	2	0	0	0	0	0	0	0	0	3	.250
Davis	0	2	11.25	2	2	0	0	0	0	8.0	14	10	10	3	0	1	0	7	0	0	.389
Eckersley	0	1	10.80	2	0	0	2	0	0	1.2	2	2	2	1	0	1	0	2	0	0	.333
Honeycutt	1	0	0.00	3	0	0	2	0	0	3.1	0	0	0	0	0	0	0	5	0	0	.000
Nelson	0	0	1.42	3	0	0	0	0	0	6.1	4	1	1	0	0	3	0	3	0	0	.174
Plunk	0	0	0.00	2	0	0	0	0	0	1.2	0	0	0	0	0	0	0	3	0	0	.000
Stewart	0	1	3.14	2	2	0	0	0	0	14.1	12	7	5	1	1	5	0	5	1	1	.222
Welch	0	0	1.80	1	1	0	0	0	0	5.0	6	1	1	0	0	3	0	8	0	0	.300
Young	0	0	0.00	1	0	0	0	0	0	1.0	1	0	0	0	0	0	0	0	0	0	.250
Totals	1	4	3.92	5	5	0	5	0	0	43.2	41	21	19	5	1	13	0	36	1	1	.246

Results and Boxscores

1989 AMERICAN LEAGUE CHAMPIONSHIP SERIES

The A's win their second consecutive American League Pennant by defeating Toronto, four games to one. Rickey Henderson runs away with ALCS MVP honors, batting .400 with eight runs scored, two home runs, five RBI and eight stolen bases in the five game series. Dave Parker also homers twice, Dave Stewart wins both of his starts and Dennis Eckersley saves three of the A's four wins.

The A's win Game 1 by a 7-3 score, but were trailing 3-2 entering the sixth. Mark McGwire ties the game with a solo home run and Henderson breaks up a double play that leads to two more runs. Stewart and Eckersley do not allow a hit after a fourth inning home run by Ernie Whitt. Henderson goes 2-for-2 with two walks, two runs and four steals to lead the A's to a 6-3 win in Game 2 as Mike Moore allows just one unearned run in seven innings for the win. The series moves to Toronto for Game 3 and the Blue Jays record a 7-3 win, scoring six runs off Storm Davis after the A's build a 3-0 lead. Jose Canseco hits a home run into the fifth deck at Skydome to highlight the A's 6-5 win in Game 4. Henderson hits two home runs and also drives in four runs. The A's then clinch the series with a 4-3 win in Game 5, building a 4-0 lead before holding on as the Blue Jays score two in the eighth and three in the ninth. Stewart picks up the win and the A's offense collects just four hits.

FINAL STATISTICS

PLAYER	AVG	G	AB	R	H	TB	2B	3B	HR	RBI	SH	SF	HP	BB	IBB	SO	SB	CS	DP	E	SLG	OBP
Blankenship	—	1	0	0	0	0	0	0	0	0	0	0	0	0	0	0	0	0	0	0	—	—
Canseco	.294	5	17	1	5	8	0	0	1	3	0	0	0	3	0	7	0	2	0	1	.471	.400
Gallego	.273	4	11	3	3	4	1	0	0	1	2	0	0	0	0	2	0	0	0	0	.364	.273
Hassey	.167	2	6	0	1	1	0	0	0	1	0	1	0	1	0	2	0	0	1	0	.167	.250
Henderson, D	.263	5	19	4	5	11	3	0	1	1	0	0	0	2	0	5	0	0	0	0	.579	.333
Henderson, R	.400	5	15	8	6	15	1	1	2	5	0	0	1	7	0	8	1	0	1	1.000	.609	
Javier	.000	1	2	0	0	0	0	0	0	0	0	0	0	0	0	1	0	0	0	0	.000	.000
Lansford	.455	3	11	2	5	5	0	0	0	4	0	0	0	2	0	1	2	0	0	0	.455	.538
McGwire	.389	5	18	3	7	11	1	0	1	3	0	1	0	1	0	4	0	0	1	1	.611	.400
Parker	.188	4	16	2	3	9	0	0	2	3	0	0	0	0	0	0	0	0	0	0	.563	.188
Phelps	1.000	1	1	0	1	2	1	0	0	0	0	0	0	0	0	0	0	0	0	0	2.000	1.000
Phillips	.167	5	18	1	3	4	1	0	0	1	0	0	0	2	0	4	2	0	0	0	.222	.250
Steinbach	.200	4	15	0	3	3	0	0	0	1	0	0	0	1	0	5	0	0	0	0	.200	.250
Weiss	.111	4	9	2	1	2	1	0	0	0	1	0	0	1	0	1	1	0	0	0	.222	.200
Totals	.272	5	158	26	43	75	9	1	7	23	3	2	1	20	0	32	13	3	2	3	.475	.354

PITCHER	W	L	ERA	G	GS	CG	GF	SHO	SV	IP	H	R	ER	HR	HB	BB	IBB	SO	WP	BK	AVG
Davis	0	1	7.11	1	1	0	0	0	0	6.1	5	6	5	0	0	2	1	3	0	0	.227
Eckersley	0	0	1.59	4	0	0	4	0	3	5.2	4	1	1	0	0	0	0	2	0	0	.211
Honeycutt	0	0	32.40	3	0	0	0	0	0	1.2	6	6	6	0	0	5	0	1	1	0	.545
Moore	1	0	0.00	1	1	0	0	0	0	7.0	3	1	0	0	0	2	0	3	0	0	.125
Nelson	0	0	0.00	1	0	0	0	0	0	1.1	1	0	0	0	0	0	0	2	0	0	.250
Stewart	2	0	2.81	2	2	0	0	0	0	16.0	13	5	5	3	0	3	0	9	0	0	.224
Welch	1	0	3.18	1	1	0	0	0	0	5.2	8	2	2	0	0	1	0	4	0	0	.308
Young	0	0	0.00	1	0	0	1	0	0	0.1	0	0	0	0	0	2	0	0	0	0	.000
Totals	4	1	3.89	5	5	0	5	0	3	44.0	40	21	19	3	0	15	1	24	1	0	.242

[Results and Boxscores](#)

1989 WORLD SERIES

Oakland sweeps San Francisco for the A's first World Championship in 15 years in a series halted 12 days after an earthquake struck just prior to Game 3. The A's outscore the Giants 32-14 in the four-game set, hitting nine home runs and batting .301. Dave Stewart earns series MVP honors with two wins and a 1.69 ERA, Mike Moore wins the other two games and Rickey Henderson hits .474.

Stewart tosses a five-hit shutout in Game 1 as the A's win 5-0 in Oakland. The A's score three times in the second and Dave Parker and Walt Weiss hit solo home runs in the third and fourth innings. Moore and the A's bullpen hold the Giants to one run in a 5-1 victory in Game 2. With the score tied 1-1 after three innings, the A's break the game open with a four-run fourth, highlighted by Terry Steinbach's three-run homer. The series moves to San Francisco for Game 3 and the A's outslug the Giants 13-7. Dave Henderson homers twice and Tony Phillips, Jose Canseco and Carney Lansford also homer as the A's tie a series record with five home runs. Moore picks up the win in the A's 9-6 win in Game 4 and also adds a two-run double. Rickey Henderson homers and collects three hits as the A's lead 8-0 entering the bottom of the sixth.

FINAL STATISTICS

PLAYER	AVG	G	AB	R	H	TB	2B	3B	HR	RBI	SH	SF	HP	BB	IBB	SO	SB	CS	DP	E	SLG	OBP
Blankenship	.500	1	2	1	1	1	0	0	0	0	0	0	0	0	0	0	0	0	0	0	.500	.500
Canseco	.357	4	14	5	5	8	0	0	1	3	0	0	0	4	1	3	1	0	0	0	.571	.500
Gallego	.000	2	1	0	0	0	0	0	0	0	0	0	0	0	0	0	0	0	0	0	.000	.000
Henderson, D	.308	4	13	6	4	12	2	0	2	4	0	0	1	4	0	3	0	0	1	0	.923	.500
Henderson, R	.474	4	19	4	9	17	1	2	1	3	0	0	0	2	0	2	3	1	0	0	.895	.524
Javier	—	1	0	0	0	0	0	0	0	0	0	0	0	0	0	0	0	0	0	0	—	—
Lansford	.438	4	16	5	7	11	1	0	1	4	0	0	0	3	0	1	0	0	1	0	.688	.526
McGwire	.294	4	17	0	5	6	1	0	0	1	0	0	0	1	0	3	0	0	0	0	.353	.333
Moore	.333	2	3	1	1	2	1	0	0	2	0	0	0	0	0	1	0	0	0	0	.667	.333
Parker	.222	3	9	2	2	6	1	0	1	2	0	0	0	0	0	2	0	0	0	0	.667	.222
Phelps	.000	1	1	0	0	0	0	0	0	0	0	0	0	0	0	0	0	0	0	0	.000	.000
Phillips	.235	4	17	2	4	8	1	0	1	3	0	0	0	0	0	3	0	0	0	0	.471	.235
Steinbach	.250	4	16	3	4	9	0	1	1	7	0	0	0	2	0	1	0	0	0	0	.563	.333
Stewart	.000	2	3	0	0	0	0	0	0	0	0	0	0	0	0	1	0	0	0	0	1.000	.000
Weiss	.133	4	15	3	2	5	0	0	1	1	0	0	0	2	2	2	0	0	0	0	.333	.235
Totals	.301	4	146	32	44	85	8	3	9	30	0	0	1	18	3	22	4	1	2	1	.582	.382

PITCHER	W	L	ERA	G	GS	CG	GF	SHO	SV	IP	H	R	ER	HR	HB	BB	IBB	SO	WP	BK	AVG
Burns	0	0	0.00	2	0	0	1	0	0	1.2	1	0	0	0	0	1	0	0	0	0	.167
Eckersley	0	0	0.00	2	0	0	2	0	1	1.2	0	0	0	0	0	0	0	0	0	0	.000
Honeycutt	0	0	6.75	3	0	0	0	0	0	2.2	4	2	2	0	0	0	0	0	2	0	.364
Moore	2	0	2.08	2	2	0	0	0	0	13.0	9	3	3	1	0	3	0	10	2	0	.196
Nelson	0	0	54.00	2	0	0	0	0	0	1.0	4	6	6	2	0	2	0	1	0	0	.571
Stewart	2	0	1.69	2	2	1	0	1	0	16.0	10	3	3	1	0	2	0	14	0	0	.169
Totals	4	0	3.50	4	4	1	3	1	1	36.0	28	14	14	4	0	8	0	27	2	0	.209

[Results and Boxscores](#)

1990 AMERICAN LEAGUE CHAMPIONSHIP SERIES

The A's sweep Boston in the American League Championship Series for the second time in the last three years and become the first team since the 1976-78 New York Yankees to win three straight pennants. The A's pitching staff held the Red Sox to four runs, one in each game, while the offense hit .299 with no home runs. Dave Stewart picked up two wins and posted a 1.13 ERA to earn ALCS MVP honors and Terry Steinbach (.455), Carney Lansford (.438) and Mike Gallego (.400) all hit .400.

Dave Stewart and Roger Clemens engaged in a pitchers duel in Game 1 and when Clemens left after six innings, the A's trailed 1-0. The A's then scored nine runs off the Sox bullpen, including seven in the ninth, to win 9-1. Rickey Henderson had three RBI, Lansford and Steinbach had three hits each and Stewart allows one run in eight innings. Boston again took a 1-0 lead in Game 2, but the A's scored four unanswered runs this time, tying the game on a Harold Baines RBI single in the fourth and taking the lead on a Baines ground out in the seventh. The series moves to Oakland for Game 3 and starts in a familiar way as Boston scores a run in the second before the A's score twice in the fourth and sixth innings to win 4-1. The A's finally score first in Game 4, scoring three times in the second highlighted by a two-run double by Mike Gallego. Dave Stewart pitches eight scoreless innings before allowing a run in the ninth and Rick Honeycutt gets the final three outs for the save in the A's 3-1 win.

FINAL STATISTICS

PLAYER	AVG	G	AB	R	H	TB	2B	3B	HR	RBI	SH	SF	HP	BB	IBB	SO	SB	CS	DP	E	SLG	OBP
Baines	.357	4	14	2	5	6	1	0	0	3	1	0	0	2	2	1	1	0	1	0	.429	.438
Blankenship	—	3	0	1	0	0	0	0	0	0	0	0	0	0	0	1	0	0	0	0	—	—
Canseco	.182	4	11	3	2	2	0	0	0	1	0	1	0	5	0	5	2	0	0	0	.182	.412
Gallego	.400	4	10	1	4	5	1	0	0	2	0	0	1	1	0	1	0	1	0	0	.500	.500
Hassey	.333	2	3	0	1	1	0	0	0	0	0	0	1	2	0	0	0	0	0	1	.333	.667
Henderson, D	.167	2	6	0	1	1	0	0	0	1	0	1	1	0	0	2	1	0	1	0	.167	.250
Henderso, R	.294	4	17	1	5	5	0	0	0	3	0	1	0	1	0	2	2	1	0	0	.294	.316
Jennings	.000	1	1	0	0	0	0	0	0	0	0	0	0	0	0	0	0	0	0	0	.000	.000
Lansford	.438	4	16	2	7	8	1	0	0	2	2	0	0	0	0	1	0	0	0	0	.500	.438
McGee	.222	3	9	3	2	3	1	0	0	0	1	0	0	1	0	2	2	0	0	0	.333	.300
McGwire	.154	4	13	2	2	2	0	0	0	2	0	0	1	3	0	3	0	0	0	0	.154	.353
Quirk	1.000	1	1	0	1	1	0	0	0	0	0	0	0	0	0	0	0	0	0	0	1.000	1.000
Randolph	.375	4	8	1	3	3	0	0	0	3	0	0	0	1	0	0	0	0	1	0	.375	.444
Steinbach	.455	3	11	2	5	5	0	0	0	1	0	0	0	1	0	2	0	1	1	0	.455	.500
Weiss	.000	2	7	2	0	0	0	0	0	0	0	0	0	2	0	2	0	0	0	1	.000	.222
Totals	.299	4	127	20	38	42	4	0	0	18	4	3	4	19	2	21	9	3	5	1	.331	.399

PITCHER	W	L	ERA	G	GS	CG	GF	SHO	SV	IP	H	R	ER	HR	HB	BB	IBB	SO	WP	BK	AVG
Eckersley	0	0	0.00	3	0	0	3	0	2	3.1	2	0	0	0	0	0	0	3	0	0	.167
Honeycutt	0	0	0.00	3	0	0	1	0	1	1.2	0	0	0	0	0	0	0	0	0	0	.000
Moore	1	0	1.50	1	1	0	0	0	0	6.0	4	1	1	0	0	1	0	5	0	0	.190
Nelson	0	0	0.00	1	0	0	0	0	0	1.2	3	0	0	0	0	0	0	0	0	0	.375
Stewart	2	0	1.13	2	2	0	0	0	0	16.0	8	2	2	1	0	2	0	4	0	0	.148
Welch	1	0	1.23	1	1	0	0	0	0	7.1	6	1	1	0	0	3	0	4	0	0	.222
Totals	4	0	1.00	4	4	0	4	0	3	36.0	23	4	4	1	0	6	0	16	0	0	.183

Results and Boxscores

1990 WORLD SERIES

The A's are swept by Cincinnati in the World Series, the fourth sweep in which the A's were involved in six postseason series from 1988-90. The Reds outscore the A's 22-8, shutting out Oakland in Game 1 and holding the A's to one run in Game 4. The A's hit .207 as a team led by Rickey Henderson (.333). Dave Stewart posts a 2.77 ERA but loses twice.

Former Athletic Jose Rijo shuts out the A's in Game 1 at Cincinnati, 7-0. He combines with Rob Dibble and Randy Myers on a nine-hit shutout as the A's strand 11. Dave Stewart takes the loss, allowing four runs on three hits and four walks in four innings. The A's lose 5-4 in 10 innings in Game 2 as Dennis Eckersley allows three consecutive hits, including the game winning RBI single to Joe Oliver. Jose Canseco's solo home run highlights the A's three-run third which puts Oakland ahead 4-2 but the Reds score one in the fourth and one in the eighth to tie game. The series moves to Oakland for Game 3 but the Reds win 8-2, scoring seven times in the third inning. Mike Moore allows six runs in 2 2/3 innings for the loss and Scott Sanderson allows two more. A Harold Baines two-run home run and a Rickey Henderson solo shot account for the A's scoring. Dave Stewart tosses a complete game in Game 4, but the A's lose 2-1 as Jose Rijo and Randy Myers combine on a two-hitter. Carney Lansford has a RBI single in the first. Stewart shuts out the Reds over the first seven innings before Cincinnati scores two in the eighth on a fielder's choice and a Hal Morris sacrifice fly.

FINAL STATISTICS

PLAYER	AVG	G	AB	R	H	TB	2B	3B	HR	RBI	SH	SF	HP	BB	IBB	SO	SB	CS	DP	E	SLG	OBP
Baines	.143	3	7	1	1	4	0	0	1	2	0	0	0	1	1	2	0	0	0	0	.571	.250
Blankenship	.000	1	1	0	0	0	0	0	0	0	0	0	0	0	0	1	0	0	0	0	.000	.000
Bordick	—	3	0	0	0	0	0	0	0	0	0	0	0	0	0	0	0	0	0	0	—	—
Canseco	.083	4	12	1	1	4	0	0	1	2	0	0	0	2	0	3	0	0	1	0	.333	.214
Gallego	.091	4	11	0	1	1	0	0	0	1	0	0	0	1	0	3	1	0	0	0	.091	.167
Hassey	.333	3	6	0	2	2	0	0	1	0	1	0	0	0	0	0	0	0	0	1	.333	.286
Henderson, D.	.231	4	13	2	3	4	1	0	0	0	0	0	0	1	0	3	0	0	0	0	.308	.286
Henderson, R.	.333	4	15	2	5	10	2	0	1	1	0	0	0	3	0	4	3	0	0	0	.667	.444
Jennings	1.000	1	1	0	1	1	0	0	0	0	0	0	0	0	0	0	0	0	0	0	1.000	1.000
Lansford	.267	4	15	0	4	4	0	0	0	1	1	0	0	1	0	0	1	0	0	0	.267	.313
McGee	.200	4	10	1	2	3	1	0	0	0	0	0	0	0	0	2	1	0	1	0	.300	.200
McGwire	.214	4	14	1	3	3	0	0	0	0	0	0	0	2	0	4	0	0	0	2	.214	.313
Quirk	.000	1	3	0	0	0	0	0	0	0	0	0	0	0	0	2	0	0	0	0	.000	.000
Randolph	.267	4	15	0	4	4	0	0	0	0	0	0	0	1	0	0	1	0	0	0	.267	.313
Steinbach	.125	3	8	0	1	1	0	0	0	0	0	0	0	0	0	1	0	0	0	0	.125	.125
Stewart	.000	2	1	0	0	0	0	0	0	0	0	0	0	0	0	1	0	0	0	1	.000	.000
Welch	.000	1	3	0	0	0	0	0	0	0	1	0	0	0	0	2	0	0	0	0	.000	.000
Totals	.207	4	135	8	28	41	4	0	3	8	2	1	0	12	1	28	7	0	2	5	.304	.270

PITCHER	W	L	ERA	G	GS	CG	GF	SHO	SV	IP	H	R	ER	HR	HB	BB	IBB	SO	WP	BK	AVG
Burns	0	0	16.20	2	0	0	0	0	0	1.2	5	3	3	0	0	2	0	0	1	0	.500
Eckersley	0	1	6.75	2	0	0	2	0	0	1.1	3	1	1	0	0	0	0	0	1	0	.429
Honeycutt	0	0	0.00	1	0	0	0	0	0	1.2	2	0	0	0	0	1	1	0	0	0	.286
Klink	0	0	—	1	0	0	0	0	0	0.0	0	0	0	0	0	1	0	0	0	0	—
Moore	0	1	6.75	1	1	0	0	0	0	2.2	8	6	2	2	0	0	0	1	0	0	.500
Nelson	0	0	0.00	2	0	0	0	0	0	5.0	3	0	0	0	0	2	0	0	0	0	.188
Sanderson	0	0	10.80	2	0	0	0	0	0	1.2	4	2	2	0	0	1	0	0	1	0	.500
Stewart	0	2	3.46	2	2	1	0	0	0	13.0	10	6	5	1	1	6	0	5	0	0	.222
Welch	0	0	4.91	1	1	0	0	0	0	7.1	9	4	4	0	0	2	0	2	0	0	.310
Young	0	0	0.00	1	0	0	1	0	0	1.0	1	0	0	0	0	0	0	0	0	0	.250
Totals	0	4	3.57	4	4	1	3	0	0	35.1	45	22	14	3	1	15	1	9	2	0	.317

Results and Boxscores

1992 AMERICAN LEAGUE CHAMPIONSHIP SERIES

The A's return to the ALCS for the fourth time in the last five years, but lose for the first time during that stretch as Toronto wins the series, 4-2. The A's hit .251 as a team led by Harold Baines (.440) and Jerry Browne (.400). Ruben Sierra leads Oakland with seven RBI. Dave Stewart has one of the A's two wins and posts a 2.70 ERA.

The A's open the series with a 4-3 win in Game 1 at Toronto as Harold Baines breaks a 3-3 tie with a ninth inning home run. Oakland scores three in the first on home runs by Mark McGwire and Terry Steinbach but Dave Stewart allows single runs in the fifth, sixth and eighth innings. Toronto comes back to win Game 2, 3-1 as David Cone shuts out the A's over the first eight innings before Baines has a RBI single in the ninth. Mike Moore allows three runs in seven innings for the loss. The Blue Jays win the first game in Oakland, 7-5 as Juan Guzman defeats Ron Darling. The A's collect 13 hits but strand 11 runners. Toronto then goes up 3-1 in the series with a 7-6, 11 inning win in Game 4. The A's score five times in the third and lead 6-1 entering the eighth. The Blue Jays score three times in the eighth and then tie the game on a two-run home run by Roberto Alomar off Dennis Eckersley in the ninth. A Pat Borders sacrifice fly off Kelly Downs in the 11th is the game winner. Dave Stewart keeps the A's alive with a complete game seven hitter as Oakland wins Game 5, 6-2. Jerry Browne provides the offense with four hits and two RBI and Ruben Sierra adds three RBI. The series returns to Toronto for Game 6 and the Blue Jays clinch the AL Pennant with a 9-2 win. Mike Moore takes the loss, allowing six runs on seven hits in 2.2 innings.

FINAL STATISTICS

PLAYER	AVG	G	AB	R	H	TB	2B	3B	HR	RBI	SH	SF	HP	BB	IBB	SO	SB	CS	DP	E	SLG	OBP
Baines	.440	6	25	6	11	16	2	0	1	4	1	0	0	0	0	3	0	0	1	0	.640	.440
Blankenship	.231	5	13	2	3	3	0	0	0	0	0	0	3	0	4	1	0	0	2	.231	.375	
Bordick	.053	6	19	1	1	1	0	0	0	0	0	0	0	1	0	2	1	0	1	.053	.100	
Browne	.400	4	10	3	4	4	0	0	2	1	0	0	2	0	0	0	0	0	0	.400	.500	
Fox	.000	4	1	0	0	0	0	0	0	0	0	0	0	1	0	2	0	0	0	.000	.500	
Henderson	.261	6	23	5	6	6	0	0	0	1	0	0	0	4	0	4	2	0	0	.261	.370	
Lansford	.167	5	18	0	3	3	0	0	0	1	0	0	0	1	0	1	0	0	1	.167	.211	
McGwire	.150	6	20	1	3	6	0	0	1	3	1	0	1	5	2	4	0	0	0	.150	.346	
Quirk	.000	1	1	0	0	0	0	0	0	0	0	0	0	0	0	0	0	0	0	.000	.000	
Ready	.000	1	1	0	0	0	0	0	0	0	0	0	0	0	0	1	0	0	0	.000	.000	
Sierra	.333	6	24	4	8	15	2	1	1	7	0	2	0	2	0	1	1	2	1	.625	.357	
Steinbach	.292	6	24	1	7	10	0	0	1	5	0	0	0	2	0	7	0	0	1	.417	.346	
Weiss	.167	3	6	1	1	1	0	0	0	0	0	0	0	2	0	1	2	0	0	.167	.375	
Wilson	.227	6	22	0	5	6	1	0	0	0	0	0	0	1	0	5	7	0	0	.273	.261	
Totals	.251	6	207	24	52	71	5	1	4	23	3	2	1	24	2	33	16	2	5	.343	.329	

PITCHER	W	L	ERA	G	GS	CG	GF	SHO	SV	IP	H	R	ER	HR	HB	BB	IBB	SO	WP	BK	AVG
Corsi	0	0	0.00	3	0	0	0	0	0	2.0	2	0	0	0	0	3	0	0	0	0	.286
Darling	0	1	3.00	1	1	0	0	0	0	6.0	4	3	2	2	0	2	0	3	2	0	.200
Downs	0	1	3.86	2	0	0	1	0	0	2.1	3	3	1	0	0	1	0	0	0	0	.300
Eckersley	0	0	6.00	3	0	0	2	0	1	3.0	8	2	2	1	0	0	0	2	0	0	.471
Honeycutt	0	0	0.00	2	0	0	0	0	0	2.0	0	0	0	0	0	0	0	1	0	0	.000
Moore	0	2	7.45	2	2	0	0	0	0	9.2	11	9	8	3	0	5	1	7	0	0	.282
Parrett	0	0	11.57	3	0	0	1	0	0	2.1	6	3	3	0	0	0	0	1	0	0	.600
Russell	1	0	9.00	3	0	0	0	0	0	2.0	2	2	2	0	0	4	0	0	1	0	.222
Stewart	1	0	2.70	2	2	1	0	0	0	16.2	14	5	5	3	0	6	0	7	0	0	.233
Welch	0	0	2.57	1	1	0	0	0	0	7.0	7	2	2	1	0	1	0	7	0	0	.250
Witt	0	0	18.00	1	0	0	1	0	0	1.0	2	2	2	0	0	1	0	1	0	0	.500
Totals	2	4	4.50	6	6	1	5	0	1	54.0	59	31	27	10	0	23	1	29	3	0	.281

[Results and Boxscores](#)

2000 AMERICAN LEAGUE DIVISION SERIES

The A's return to postseason play for the first time since 1992 and take the eventual World Champion New York Yankees to five games before losing the series, 3-2. The A's outscore New York 23-19, thanks to an 11-1 win in Game 4. Oakland hits .263 as a team led by Ramon Hernandez (.375). The pitching staff compiles a 3.48 ERA led by Jim Mecir who tossed 5.1 shutout innings and retired 16 of the 17 hitters he faces.

The A's open the series with a 5-3 win in Oakland as Ramon Hernandez has a RBI double in the sixth inning to break a 3-3 tie. Trailing 2-0 after four innings, the A's score three times in the fifth, beginning with a Hernandez RBI single. Gil Heredia allows three runs in six innings for the win. The Yankees come back to win Game 2 as Andy Pettitte and Mariano Rivera combine to shut out the A's on six hits. The series moves to New York for Game 3 and the Yankees win their second straight with a 4-2 victory. Tim Hudson goes the distance for the A's but Orlando Hernandez and Rivera combine to limit the A's to two runs on four hits, including a Terrence Long home run. Facing elimination in Game 4, Barry Zito allows one run in 5 2/3 innings to pick up the victory in the A's 11-1 win. Olmedo Saenz hits a three-run home run in the first inning and Ben Grieve adds a two-run single in the A's three-run sixth. Oakland adds another run in the eighth and four more in the ninth, including a two-run double by Eric Chavez. The series returns to Oakland for Game 5 but the Yankees score six times in the first inning off Gil Heredia for a 7-5 win. The A's score twice in the second, once in the third and two more times in the fourth but are shut out on three hits over the final five innings.

FINAL STATISTICS

PLAYER	AVG	G	AB	R	H	TB	2B	3B	HR	RBI	SH	SF	HP	BB	IBB	SO	SB	CS	DP	E	SLG	OBP
Chavez	.333	5	21	4	7	10	3	0	4	0	0	0	0	0	0	5	0	0	1	0	.476	.333
Christenson	.500	2	2	0	1	1	0	0	0	1	0	0	0	0	0	1	0	0	0	0	.500	.500
Fasano	—	1	0	0	0	0	0	0	0	0	0	0	0	0	0	0	0	0	0	0	—	—
Giambi, Ja.	.286	5	14	2	4	4	0	0	1	0	1	0	7	1	2	1	0	0	1	0	.286	.500
Giambi, Je.	.333	4	9	1	3	3	0	0	0	1	0	0	0	2	0	2	0	0	0	0	.333	.455
Grieve	.118	5	17	1	2	2	0	0	0	2	0	0	0	3	0	7	0	0	2	0	.118	.250
Hernandez	.375	5	16	3	6	8	2	0	0	3	1	0	1	0	0	3	0	0	0	0	.500	.412
Long	.158	5	19	2	3	6	0	0	1	1	0	0	0	3	0	2	0	0	2	1	.316	.273
Menechino	—	1	0	0	0	0	0	0	0	0	0	0	0	0	0	0	0	0	0	0	—	—
Piatt	.167	3	6	2	1	1	0	0	0	0	0	0	0	0	0	1	0	0	0	0	.167	.167
Porter	1.000	2	1	0	1	1	0	0	0	1	0	0	0	0	0	0	0	0	0	0	1.000	1.000
Saenz	.231	4	13	1	3	6	0	0	1	4	0	1	1	0	0	2	0	0	1	0	.462	.267
Stairs	.111	3	9	0	1	2	1	0	0	0	0	0	0	0	0	1	0	0	0	0	.222	.111
Tejada	.350	5	20	5	7	9	2	0	0	1	0	0	0	2	0	2	1	0	0	0	.450	.409
Velarde	.250	5	20	2	5	6	1	0	0	3	0	0	0	2	0	3	1	0	0	2	.300	.318
Totals	.263	5	167	23	44	59	9	0	2	22	1	2	2	19	1	31	3	0	6	5	.353	.342

PITCHER	W	L	ERA	G	GS	CG	GF	SHO	SV	IP	H	R	ER	HR	HB	BB	IBB	SO	WP	BK	AVG
Appier	0	1	3.48	2	1	0	0	0	0	10.1	10	4	4	1	0	6	1	13	0	0	.250
Heredia	1	1	12.79	2	2	0	0	0	0	6.1	11	9	9	0	1	3	0	3	0	0	.407
Hudson	0	1	3.38	1	1	1	0	0	0	8.0	6	4	3	0	0	4	0	5	0	0	.194
Isringhausen	0	0	0.00	2	0	0	2	0	1	2.0	1	0	0	0	0	0	0	3	0	0	.143
Jones	0	0	0.00	2	0	0	2	0	0	1.1	1	0	0	0	0	0	0	1	0	0	.200
Magnante	0	0	0.00	2	0	0	0	0	0	3.0	1	0	0	0	0	0	0	2	0	0	.111
Mecir	0	0	0.00	3	0	0	0	0	0	5.1	1	0	0	0	0	0	0	2	0	0	.059
Tam	0	0	0.00	3	0	0	0	0	0	2.0	3	1	0	0	0	1	1	1	0	0	.333
Zito	1	0	1.59	1	1	0	0	0	0	5.2	7	1	1	0	0	2	0	5	0	0	.304
Totals	2	3	3.48	5	5	1	4	0	1	44.0	41	19	17	1	1	16	2	35	0	0	.244

Results and Boxscores

2001 AMERICAN LEAGUE DIVISION SERIES

The A's face New York in the American League Division Series again and lose to the Yankees in five games for the second straight year. The pitching staff compiles a 2.86 ERA, including 0.93 by Tim Hudson. Johnny Damon leads the A's with a .409 batting average and Terrence Long hits two home runs, both in Game 1.

The A's open the series with a 5-3 win for the second consecutive year as Mark Mulder allows one run on seven hits in 6 2/3 innings for the win. Terrence Long becomes the sixth Athletic to homer twice in a postseason game as he leads off the fourth and eighth innings with home runs. Johnny Damon is 4 for 4 with a walk and steals two bases. Tim Hudson combines with Jason Isringhausen for a 2-0, seven-hit shutout in Game 2. Hudson allows six of the hits in eight innings and Ron Gant homers to start the fourth inning. The series returns to Oakland for Game 3 and Mike Mussina and Mariano Rivera combine to shut out the A's on six hits. Jorge Posada homers with one out in the fifth for the only run and Barry Zito takes the loss, despite allowing one run on two hits and one walk in eight innings. Cory Lidle starts Game 4 and allows two unearned runs in the second, two in the third and two of the Yankees three runs in the fourth in a 9-2 loss. Lidle allows six runs on five hits and three walks in 3 1/3 innings. Miguel Tejada has four hits and Jermaine Dye breaks his leg after fouling off a pitch in the third inning. The series returns to Yankee Stadium for Game 5 and New York completes its comeback with a 5-3 win. RBI singles by Jason and Jeremy Giambi in the first and second innings give the A's a 2-0 lead but New York scores two in the second and unearned runs in the third and fourth off Mulder to take the lead for good. Mulder allows four runs on seven hits in 4 1/3 innings for the loss.

FINAL STATISTICS

PLAYER	AVG	G	AB	R	H	TB	2B	3B	HR	RBI	SH	SF	HP	BB	IBB	SO	SB	CS	DP	E	SLG	OBP
Byrnes	.000	2	2	0	0	0	0	0	0	0	0	0	0	0	0	1	0	0	0	0	.000	.000
Chavez	.143	5	21	0	3	4	1	0	0	0	0	0	0	0	0	5	0	0	1	1	.190	.143
Damon	.409	5	22	3	9	13	2	1	0	0	0	0	0	1	0	1	2	0	0	0	.591	.435
Dye	.231	4	13	0	3	5	2	0	0	0	0	0	2	0	0	2	0	0	0	0	.385	.333
Gant	.182	4	11	1	2	5	0	0	1	1	0	0	0	0	0	3	0	0	0	0	.455	.182
Giambi, Ja.	.353	5	17	2	6	9	0	0	1	4	0	1	0	4	1	2	0	0	1	1	.529	.455
Giambi, Je.	.308	5	13	0	4	5	1	0	0	2	0	0	0	1	0	0	1	0	0	0	.385	.357
Hernandez	.000	5	10	0	0	0	0	0	0	0	0	0	1	1	0	4	0	0	0	0	.000	.167
Long	.389	5	18	3	7	16	3	0	2	3	0	0	0	1	0	2	0	0	0	0	.889	.421
Menechino	.083	4	12	2	1	1	0	0	0	0	0	0	0	1	0	4	0	0	0	1	.083	.154
Myers	.143	3	7	0	1	1	0	0	0	0	0	0	0	0	0	3	0	0	1	1	.143	.143
Saenz	.000	3	4	0	0	0	0	0	0	0	0	0	0	0	0	1	0	0	0	0	.000	.000
Santangelo	.333	2	3	0	1	2	1	0	0	0	0	0	1	0	0	0	0	0	0	0	.667	.500
Tejada	.286	5	21	1	6	9	3	0	0	1	0	1	1	0	0	3	0	0	0	1	.429	.304
Totals	.247	5	174	12	43	70	13	1	4	11	0	2	3	11	1	31	3	0	3	6	.402	.300

PITCHER	W	L	ERA	G	GS	CG	GF	SHO	SV	IP	H	R	ER	HR	HB	BB	IBB	SO	WP	BK	AVG
Bradford	0	0	0.00	1	0	0	0	0	0	1.0	0	0	0	0	0	0	0	1	0	0	.000
Guthrie	0	0	0.00	2	0	0	1	0	0	3.0	0	0	0	0	0	0	0	2	0	0	.000
Hiljus	0	0	27.00	1	0	0	0	0	0	0.1	0	1	1	0	0	2	0	0	0	0	.000
Hudson	1	0	0.93	2	1	0	0	0	0	9.2	8	1	1	1	0	1	0	5	0	0	.222
Isringhausen	0	0	0.00	2	0	0	2	0	2	2.0	1	0	0	0	0	1	0	3	0	0	.143
Lidle	0	1	10.80	1	1	0	0	0	0	3.1	5	6	4	0	0	3	0	0	0	0	.357
Magnante	0	0	0.00	1	0	0	0	0	0	1.1	3	0	0	0	0	1	0	1	0	0	.500
Mecir	0	0	5.40	2	0	0	1	0	0	3.1	4	2	2	1	0	0	0	4	0	0	.286
Mulder	1	1	2.45	2	2	0	0	0	0	11.0	14	5	3	0	2	2	0	7	0	0	.318
Tam	0	0	18.00	1	0	0	1	0	0	1.0	3	2	2	0	0	0	0	0	0	0	.500
Zito	0	1	1.13	1	1	0	0	0	0	8.0	2	1	1	1	2	1	0	6	0	0	.077
Totals	2	3	2.86	5	5	0	5	1	2	44.0	40	18	14	3	4	11	0	29	0	0	.241

Results and Boxscores

2002 AMERICAN LEAGUE DIVISION SERIES

The A's reach the postseason for the third consecutive season, facing Minnesota in the ALDS. However, the A's lose in five games for the third straight year. The A's hit .288 in the series, scoring 26 runs in the five games. Scott Hatteberg leads the A's with a .500 batting average and Ray Durham hits two home runs. The A's pitching staff allows 27 runs for a 4.09 ERA.

After winning Game 1 in each of the previous two seasons, the A's drop the opener in 2002, 7-5. The A's take a 5-1 lead after two innings but Tim Hudson allows a run in the third and one of the Twins three runs in the sixth. Ted Lilly allows two runs in two-thirds of an inning for the loss and blown save. The A's win Game 2 9-1 as Eric Chavez hits a three-run home run in the first to give Mark Mulder all the runs he would need. Mulder allows a run on five hits in six innings. The series moves to Minnesota for Game 3 and the A's win 6-3 behind Barry Zito. Ray Durham leads off the game with an inside-the-park home run and Scott Hatteberg follows with a home run to mark the first time in postseason history a team has started a game with back-to-back home runs. The Twins even the series at two with an 11-2 win in Game 4. Miguel Tejada hits a two-run home run in the third inning but Tim Hudson allows two in the bottom of the inning before the Twins score seven unearned runs in the fourth to hand Hudson the loss. Minnesota then wins Game 5, 5-4. The Twins take a 2-0 lead before Ray Durham homers in the bottom of the third. The score remains 2-1 until Billy Koch allows three runs in the ninth. Mark Ellis hits a three-run home run in the bottom of the ninth.

FINAL STATISTICS

PLAYER	AVG	G	AB	R	H	TB	2B	3B	HR	RBI	SH	SF	HP	BB	IBB	SO	SB	CS	DP	E	SLG	OBP
Byrnes	.000	2	1	0	0	0	0	0	0	0	0	0	0	0	0	1	0	0	0	0	.000	.000
Chavez	.381	5	21	3	8	11	0	0	1	5	0	0	0	2	1	1	0	0	0	0	.524	.435
Durham	.333	5	21	7	7	16	3	0	2	2	0	0	1	2	0	4	1	0	0	0	.762	.417
Dye	.400	5	20	3	8	13	2	0	1	1	0	0	0	1	0	5	0	0	0	0	.650	.429
Ellis	.368	5	19	1	7	12	2	0	1	4	0	0	0	1	0	2	0	0	0	0	.632	.400
Hatteberg	.500	5	14	5	7	12	2	0	1	3	0	0	0	3	0	0	0	0	0	1	.857	.588
Hernandez	.059	5	17	0	1	1	0	0	0	0	0	0	0	0	0	4	0	0	1	0	.059	.059
Justice	.238	5	21	2	5	8	1	1	0	4	0	0	0	0	0	4	0	0	1	0	.381	.238
Long	.167	5	18	1	3	6	0	0	1	1	0	0	0	1	0	2	0	0	0	0	.333	.211
Mabry	.000	2	2	0	0	0	0	0	0	0	0	0	0	0	0	1	0	0	0	0	.000	.000
Myers	.000	2	1	0	0	0	0	0	0	0	0	0	0	0	0	1	0	0	0	0	.000	.000
Piatt	.333	3	3	0	1	2	1	0	0	0	0	0	0	0	0	1	0	0	0	0	.667	.333
Saenz	—	1	0	0	0	0	0	0	0	0	0	0	0	1	0	0	0	0	0	0	—	1.000
Tejada	.143	5	21	3	3	7	1	0	1	4	0	1	0	1	0	7	0	0	0	1	.333	.174
Velarde	.600	4	5	1	3	4	1	0	0	1	0	0	0	0	0	1	0	0	0	0	.800	.600
Totals	.288	5	184	26	53	92	13	1	8	25	0	1	1	12	1	34	1	0	2	3	.500	.333

PITCHER	W	L	ERA	G	GS	CG	GF	SHO	SV	IP	H	R	ER	HR	HB	BB	IBB	SO	WP	BK	AVG
Bowie	0	0	0.00	1	0	0	1	0	0	1.1	0	0	0	0	0	0	0	3	0	0	.000
Bradford	0	0	0.00	2	0	0	0	0	0	3.0	1	0	0	0	1	0	0	1	0	0	.111
Hudson	0	1	6.23	2	2	0	0	0	0	8.2	13	11	6	2	1	4	0	8	1	0	.333
Koch	0	0	9.00	3	0	0	3	0	1	3.0	5	3	3	1	0	2	0	3	0	0	.357
Lidle	0	0	9.00	1	0	0	0	0	0	1.0	2	1	1	0	0	0	0	0	0	0	.400
Lilly	0	1	13.50	2	0	0	0	0	0	4.0	10	6	6	1	0	1	0	3	1	0	.476
Mecir	0	0	0.00	1	0	0	1	0	0	1.0	0	0	0	0	0	0	0	2	0	0	.000
Mulder	1	1	2.08	2	2	0	0	0	0	13.0	14	3	3	1	0	3	1	12	1	0	.280
Rincon	0	0	0.00	2	0	0	0	0	0	3.0	2	0	0	0	0	0	0	2	0	0	.182
Zito	1	0	4.50	1	1	0	0	0	0	6.0	5	3	3	0	0	4	0	8	1	0	.217
Totals	2	3	4.09	5	5	0	5	0	1	44.0	52	27	20	5	2	14	1	42	4	0	.291

[Results and Boxscores](#)

2003 AMERICAN LEAGUE DIVISION SERIES

The A's reach the postseason for the fourth consecutive season, facing Boston in the ALDS. However, the A's lose in five games for the fourth straight year. The A's hit .213 in the series and outscore the Red Sox 18-17. Eric Byrnes leads the A's with a .462 batting average. The A's pitching staff records a 2.98 ERA and Ted Lilly does not allow a run in 9.0 innings.

The A's win Game 1 in 12 innings as Ramon Hernandez has a bases loaded two-out bunt single in the bottom of the 12th for a 5-4 win. Erubiel Durazo sends the game into extra innings with a two-out RBI single in the bottom of the ninth. Oakland takes a 2-0 lead in the series with a 5-1 win in Game 2. The A's score all five of their runs in the second inning, highlighted by a Hernandez RBI single and an Eric Byrnes two-run double. Barry Zito allows one run on five hits in 7.0 innings and strikes out nine for the win. The series moves to Boston for Game 3 and the Sox win 3-1 in 11 innings on a two-run pinch-hit home run by Trot Nixon. The A's trail 1-0 after five innings before tying the game with a run in the sixth inning, an inning in which Byrnes is tagged out when he fails to touch home and Miguel Tejada is tagged out between third and home when he stops after being obstructed. The A's lose Game 4, 5-4, as starting pitcher Tim Hudson is injured after one inning. The A's lead 4-2 entering the bottom of the sixth but Boston scores a run in the sixth and two more in the eighth off Keith Foulke for the win. Barry Zito has a two-hit shutout after five innings in Game 5 but the Red Sox score four times in the sixth inning off him for a 4-3 win.

FINAL STATISTICS

PLAYER	AVG	G	AB	R	H	TB	2B	3B	HR	RBI	SH	SF	HP	BB	IBB	SO	SB	CS	DP	E	SLG	OBP
Byrnes	.462	5	13	2	6	7	1	0	0	2	0	0	0	0	0	5	1	0	0	0	.538	.462
Chavez	.045	5	22	1	1	2	1	0	0	0	0	0	0	1	1	3	1	0	0	2	.091	.087
Durazo	.238	5	21	3	5	7	2	0	0	3	0	0	0	3	0	4	0	0	0	0	.333	.333
Dye	.231	4	13	2	3	6	0	0	1	3	0	0	1	0	0	2	0	0	0	0	.462	.286
Ellis	.118	5	17	2	2	2	0	0	0	0	0	0	1	4	0	7	0	0	0	1	.118	.318
Guillen	.455	4	11	1	5	6	1	0	0	1	0	0	0	3	0	2	0	0	0	0	.545	.571
Hatberg	.176	5	17	3	3	3	0	0	0	0	0	0	0	5	0	3	0	0	0	0	.176	.364
Hernandez	.200	4	15	1	3	3	0	0	0	2	1	0	1	2	0	1	0	0	0	1	.200	.333
Long	.250	4	8	0	2	2	0	0	0	0	0	0	0	1	1	3	0	0	0	0	.250	.333
McMillon	.167	3	6	0	1	1	0	0	0	1	0	0	0	1	0	1	0	0	0	0	.167	.286
Melhuse	.600	2	5	1	3	5	0	1	0	1	0	0	0	0	0	1	0	0	0	0	1.000	.600
Menechino	-	1	0	0	0	0	0	0	0	0	0	0	0	0	0	0	0	0	0	0	-	-
Singleton	.286	2	7	2	2	4	2	0	0	0	0	0	1	1	0	1	1	0	0	0	.571	.444
Tejada	.087	5	23	0	2	3	1	0	0	2	0	0	0	0	0	4	0	0	0	1	.130	.087
Totals	.213	5	178	18	38	51	8	1	1	15	1	0	4	21	2	37	3	0	0	5	.287	.310

PITCHER	W	L	ERA	G	GS	CG	GF	SHO	SV	IP	H	R	ER	HR	HB	BB	IBB	SO	WP	BK	AVG
Bradford	0	0	0.00	4	0	0	0	0	0	3.2	4	0	0	0	0	2	2	5	0	0	.286
Foulke	0	1	3.60	3	0	0	2	0	0	5.0	4	2	2	0	0	2	1	3	0	0	.211
Harden	1	1	13.50	2	0	0	2	0	0	1.1	2	2	2	1	0	2	1	1	1	0	.333
Hudson	0	0	3.52	2	2	0	0	0	0	7.2	10	3	3	2	0	1	0	6	0	0	.323
Lilly	0	0	0.00	2	1	0	0	0	0	9.0	2	1	0	0	1	2	0	7	0	0	.065
Mecir	0	0	0.00	1	0	0	0	0	0	0.2	1	0	0	0	0	1	1	0	0	0	.333
Rincon	0	0	4.50	4	0	0	1	0	0	4.0	4	2	2	2	0	1	0	3	0	0	.267
Sparks	0	0	4.50	1	0	0	0	0	0	4.0	2	2	2	1	0	3	0	1	0	0	.143
Zito	1	1	3.46	2	2	0	0	0	0	13.0	9	5	5	2	1	4	0	13	0	0	.191
Totals	2	3	2.98	5	5	0	5	0	0	48.1	38	17	16	8	2	18	5	39	1	0	.211

Results and Boxscores

2006 AMERICAN LEAGUE DIVISION SERIES

The A's returned to postseason play for the fifth time in seven years and won a postseason series for the first time since the 1990 ALCS by sweeping Minnesota three games to none in the ALDS. They snap a six-series postseason losing streak and a nine-game losing streak in potential postseason clinching games, which was the longest such streak in Major League history. The A's batted .245 in the series and compiled a 2.33 ERA while outscoring the Twins 16-7. Frank Thomas led the A's with a .500 batting average and two home runs and Marco Scutaro topped the club with six RBI.

The A's win Game 1 in Minnesota, 3-2 as Barry Zito allows just one run on four hits in eight innings for the win. Frank Thomas homers and Marco Scutaro adds a RBI double in the second inning and Zito takes a two-hit shutout into the seventh inning before allowing a home run to Rondell White. Thomas homers again in the ninth inning for an important insurance run as Huston Street allows a run in the bottom of the ninth but gets the save. The A's win Game 2 by a 5-2 score. Oakland scores twice in the fifth inning on a Scutaro RBI double and a Jason Kendall RBI single, but Esteban Loaiza allows back-to-back home runs to Michael Cuddyer and Justin Morneau in the sixth inning. Mark Kotsay then hits a two-run inside-the-park home run in the seventh inning to give the A's the lead for good. The series moves to Oakland for Game 3 and the A's complete the sweep with an 8-3 win. Scutaro doubles twice and has four RBI and Milton Bradley and Eric Chavez homer. Dan Haren allows two runs in six innings for the win.

FINAL STATISTICS

PLAYER	AVG	G	AB	R	H	TB	2B	3B	HR	RBI	SH	SF	HP	BB	IBB	SO	SB	CS	DP	E	SLG	OBP
Bradley	.077	3	13	1	1	4	0	0	1	2	0	0	0	0	0	1	0	0	1	0	.308	.077
Chavez	.200	3	10	2	2	6	1	0	1	1	0	0	2	0	4	0	0	0	0	0	.600	.333
Ellis	.286	2	7	0	2	2	0	0	0	0	0	0	0	0	0	2	0	0	0	0	.286	.286
Jimenez	.000	2	4	0	0	0	0	0	0	0	0	0	0	0	1	0	0	0	0	0	.000	.000
Kendall	.214	3	14	1	3	4	1	0	0	1	0	0	0	0	0	4	0	0	0	1	.286	.214
Kotsay	.143	3	14	2	2	5	0	0	1	2	0	0	0	0	0	2	0	0	1	0	.357	.143
Payton	.333	3	12	3	4	4	0	0	0	0	0	0	0	0	1	0	0	0	0	0	.333	.333
Scutaro	.333	3	12	1	4	8	4	0	0	6	0	0	0	0	1	0	0	0	0	0	.667	.333
Swisher	.300	3	10	3	3	5	2	0	0	1	0	0	0	2	0	2	0	0	0	0	.500	.417
Thomas	.500	3	10	3	5	12	1	0	2	2	0	0	0	2	1	1	0	0	0	0	1.200	.583
Totals	.245	3	106	16	26	50	9	0	5	15	0	0	0	6	1	19	0	0	2	1	.472	.286

PITCHER	W	L	ERA	G	GS	CG	GF	SHO	SV	IP	H	R	ER	HR	HB	BB	IBB	SO	WP	BK	AVG
Calero	1	0	0.00	1	0	0	0	0	0	1.0	0	0	0	0	0	1	0	1	0	0	.000
Duchscherer	0	0	2.25	2	0	0	0	0	0	4.0	1	1	1	1	0	0	0	4	0	0	.077
Haren	1	0	3.00	1	1	0	0	0	0	6.0	9	2	2	1	0	1	0	2	0	0	.375
Loaiza	0	0	3.60	1	1	0	0	0	0	5.0	8	2	2	2	0	0	0	2	0	0	.348
Street	0	0	3.00	3	0	0	3	0	2	3.0	4	1	1	0	0	1	0	1	0	0	.333
Zito	1	0	1.13	1	1	0	0	0	0	8.0	4	1	1	1	0	3	0	1	0	0	.154
Totals	3	0	2.33	3	3	0	3	0	2	27.0	26	7	7	5	0	6	0	11	0	0	.257

[Results and Boxscores](#)

2006 AMERICAN LEAGUE CHAMPIONSHIP SERIES

The A's return to the American League Championship Series for the first time since 1992 and the 11th time overall, but are swept in four games by Detroit. The A's hit .221 in the series and score just nine runs in the four games. Milton Bradley drives in five of those runs and homers twice while batting .500. The A's pitching staff allows 22 runs for a 5.71 ERA.

The A's lose Game 1 in Oakland by a score of 5-1. Barry Zito takes the loss, allowing five runs on seven hits in 3 2/3 innings, but the A's bullpen blanks the Tigers the rest of the way. The A's are limited to a run on eight hits by four Detroit pitchers. Milton Bradley homers from both sides of the plate and is 4-for-5 with four RBI in Game 2 but the A's lose, 8-5. Esteban Loaiza allows seven runs on nine hits in six innings for the loss. The series moves to Detroit for Game 3 and Kenny Rogers and the Tigers bullpen shut out the A's on two hits, 3-0. Jason Kendall singles to start the game and Marco Scutaro has a one-out single in the fifth for the A's only hits. Rich Harden takes the loss, allowing three runs on five hits and five walks in 5 2/3 innings. The Tigers complete the sweep in Game 4 with a 6-3 win. Milton Bradley and Eric Chavez have RBI doubles in the first inning to give the A's a 2-0 lead and Jay Payton adds a solo home run in the fourth inning to make the score 3-0. Dan Haren shuts out Detroit on two hits over the first four innings before allowing two runs in the fifth and one in the sixth. The game remains tied at three entering the bottom of the ninth when Huston Street allows a two-out three-run home run to Magglio Ordonez for the loss.

FINAL STATISTICS

PLAYER	AVG	G	AB	R	H	TB	2B	3B	HR	RBI	SH	SF	HP	BB	IBB	SO	SB	CS	DP	E	SLG	OBP
Bradley	.500	4	18	4	9	17	2	0	2	5	0	0	0	0	0	2	0	0	1	0	.944	.500
Chavez	.231	4	13	1	3	7	1	0	1	2	0	0	0	2	0	4	0	0	0	1	.538	.333
Jimenez	.167	4	12	0	2	2	0	0	0	0	0	0	0	0	0	2	0	0	1	2	.167	.167
Kendall	.294	4	17	0	5	5	0	0	0	0	0	0	0	2	0	2	0	0	0	0	.294	.368
Kielty	.000	2	2	0	0	0	0	0	0	0	0	0	0	0	0	0	0	0	1	0	.000	.000
Kiger	—	2	0	0	0	0	0	0	0	0	0	0	0	0	0	0	0	0	0	0	—	—
Kotsay	.250	4	16	3	4	6	2	0	0	0	0	0	0	2	0	3	0	0	2	0	.375	.333
Melhuse	.000	1	1	0	0	0	0	0	0	0	0	0	0	0	0	1	0	0	0	0	.000	.000
Payton	.286	4	14	1	4	9	2	0	1	2	0	0	0	1	0	2	0	0	0	0	.643	.333
Scutaro	.067	4	15	0	1	1	0	0	0	0	0	0	0	0	0	3	0	0	1	0	.067	.067
Swisher	.100	4	10	0	1	1	0	0	0	0	0	0	0	5	0	5	0	0	0	0	.100	.400
Thomas	.000	4	13	0	0	0	0	0	0	0	0	0	1	2	0	4	0	0	1	0	.000	.188
Totals	.221	4	131	9	29	48	7	0	4	9	0	0	1	14	0	28	0	0	7	3	.366	.301

PITCHER	W	L	ERA	G	GS	CG	GF	SHO	SV	IP	H	R	ER	HR	HB	BB	IBB	SO	WP	BK	AVG
Blanton	0	0	0.00	1	0	0	1	0	0	2.0	0	0	0	0	0	2	0	2	0	0	.000
Calero	0	0	0.00	3	0	0	1	0	0	2.0	3	0	0	0	0	1	0	1	0	0	.333
Gaudin	0	0	0.00	3	0	0	0	0	0	3.1	2	0	0	0	0	3	1	1	0	0	.182
Harden	0	1	4.76	1	1	0	0	0	0	5.2	5	3	3	1	0	5	0	4	0	0	.238
Haren	0	0	5.40	1	1	0	0	0	0	5.0	7	3	3	1	0	2	0	7	2	0	.333
Kennedy	0	0	0.00	4	0	0	0	0	0	3.2	2	0	0	0	0	2	1	2	1	0	.143
Loaiza	0	1	10.50	1	1	0	0	0	0	6.0	9	7	7	1	0	1	0	5	0	0	.375
Street	0	1	10.80	2	0	0	2	0	0	3.1	4	4	4	2	0	0	0	3	0	0	.308
Zito	0	1	12.27	1	1	0	0	0	0	3.2	7	5	5	2	0	3	0	0	0	0	.389
Totals	0	4	5.71	4	4	0	4	0	0	34.2	39	22	22	7	0	19	2	25	3	0	.285

Results and Boxscores

2012 AMERICAN LEAGUE DIVISION SERIES

The A's lose to the Detroit Tigers three games to two in their first postseason appearance in six years. It was the A's sixth ALDS appearance in the last 13 years and their fifth loss, with all the losses going the full five games. The A's pitching staff compiled a 2.89 ERA and walked just seven batters in the five-game series, but the offense hit just .194 and scored 11 runs in the five games. Yoanis Céspedes hit safely in all five games and paced the A's offense with a .316 batting average.

The A's lose Game 1 in Detroit, 3-1. Coco Crisp leads off the game with a home run but that is the only run Justin Verlander would allow in seven innings. Jarrod Parker allows a run in the first on a double play, an unearned run in the third and an Alex Avila home run in the fifth. The A's fall behind two games to zero with a 5-4 loss in Game 2. Cliff Pennington breaks a 1-1 tie with a RBI single in the seventh but Sean Doolittle allows two unearned runs in the bottom of the seventh to put Detroit ahead 3-2. The A's then score twice in the eighth when Céspedes scores on a wild pitch and Josh Reddick homers, but the Tigers tie the game in the eighth and win it on a Don Kelly sacrifice fly off Grant Balfour in the ninth. The series moves to Oakland for Game 3 where Brett Anderson combines with three A's relievers on a four-hit, 2-0 shutout. Céspedes has a RBI single in the first and Seth Smith homers in the fifth. In Game 4, the A's trail 3-1 entering the bottom of the ninth before scoring three times to send the series to a fifth game. Smith ties the game with a two-run double and scores two outs later on a Crisp RBI single. The A's then lose Game 5 in Oakland 6-0 as Verlander tosses a four-hit shutout. Parker makes his second start of the series and loses for the second time, allowing four runs on seven hits in 6.1 innings.

FINAL STATISTICS

PLAYER	AVG	G	AB	R	H	TB	2B	3B	HR	RBI	SH	SF	HP	BB	IBB	SO	SB	CS	DP	E	SLG	OBP
Céspedes	.316	5	19	1	6	7	1	0	2	0	0	0	0	2	0	2	2	0	0	0	.368	.381
Crisp	.182	5	22	3	4	7	0	0	1	2	0	0	0	0	0	2	0	0	0	1	.318	.182
Donaldson	.294	5	17	1	5	6	1	0	0	0	0	0	1	0	4	0	0	1	0	.353	.333	
Drew	.211	5	19	0	4	6	2	0	0	1	0	0	0	2	0	7	0	0	0	1	.316	.286
Gomes	.000	1	1	0	0	0	0	0	0	0	0	0	0	0	0	0	0	0	0	0	.000	.000
Kottaras	.000	4	4	0	0	0	0	0	0	0	1	0	0	0	0	2	0	0	0	0	.000	.000
Moss	.133	5	15	0	2	2	0	0	0	0	0	0	1	2	0	7	0	0	0	.133	.278	
Norris	.083	5	12	0	1	1	0	0	0	0	0	0	0	0	6	0	1	0	0	.083	.083	
Pennington	.286	5	14	1	4	4	0	0	0	1	0	0	0	3	0	4	0	0	0	.286	.412	
Reddick	.118	5	17	2	2	5	0	0	1	1	0	0	1	0	10	0	0	1	0	.294	.167	
Smith	.133	5	15	3	2	6	1	0	1	3	0	0	1	3	0	6	0	0	0	.400	.316	
Totals	.194	5	155	11	30	44	5	0	3	10	1	0	2	14	0	50	2	1	2	3	.284	.269

PITCHER	W	L	ERA	G	GS	CG	GF	SHO	SV	IP	H	R	ER	HR	HB	BB	IBB	SO	WP	BK	AVG
Anderson	1	0	0.00	1	1	0	0	0	0	6.0	2	0	0	0	0	2	0	6	0	0	.105
Balfour	0	1	5.40	2	0	0	2	0	1	1.2	3	1	1	0	0	1	1	2	0	0	.500
Blevins	0	0	0.00	3	0	0	1	0	0	3.2	1	0	0	0	0	0	0	0	0	0	.083
Cook	1	0	8.10	4	0	0	1	0	0	3.1	4	3	3	0	1	1	0	4	1	0	.308
Doolittle	0	0	3.38	3	0	0	0	0	0	2.2	5	3	1	0	0	0	0	5	0	0	.385
Griffin	0	0	3.60	1	1	0	0	0	0	5.0	7	2	2	1	0	0	0	1	0	0	.350
Milone	0	0	1.50	1	1	0	0	0	0	6.0	5	1	1	0	1	1	0	6	1	0	.217
Neshek	0	0	0.00	1	0	0	0	0	0	0.2	0	0	0	0	0	0	0	1	0	0	.000
Parker	0	2	4.26	2	2	0	0	0	0	12.2	14	7	6	1	1	2	0	11	2	0	.286
Scribner	0	0	0.00	1	0	0	1	0	0	2.0	0	0	0	0	0	0	0	3	0	0	.000
Totals	2	3	2.89	5	5	0	5	1	1	43.2	41	17	14	2	3	7	1	39	4	0	.252

[Results and Boxscores](#)

2013 AMERICAN LEAGUE DIVISION SERIES

The A's face Detroit in the ALDS for the second consecutive year and lose three games to two for the second consecutive year. Oakland won two of the first three games but then lost two straight to fall to 1-12 in potential clinch games since 2000, including 0-6 in Game 5's. The A's pitching staff compiled a 3.48 ERA and held the Tigers to a .235 batting average, but the offense hit just .217 and struck out 57 times in the five games. Yoenis Céspedes hit safely in all five games and Coco Crisp batted .389.

The A's lose Game 1 in Oakland, 3-2. Bartolo Colón allows three runs in the first inning but those were the only runs he would allow in six innings of work. Max Scherzer blanks the A's on one hit over the first six innings before Céspedes hits a two-run home run in the seventh for the A's only runs of the game. Oakland evens the series at 1-1 when Sonny Gray and Grant Balfour combine on a four-hit, 1-0 shutout in Game 2. Gray tosses eight innings and allows all four of the hits. Justin Verlander tosses seven shutout innings for the Tigers before Stephen Vogt wins the game with a walk-off RBI single off Rick Porcello in the bottom of the ninth. The series moves to Detroit for Game 3, which the A's win, 6-3. Jarrod Parker has a 3-0 lead when he allows three runs in the bottom of the fourth, but the A's take the lead for good when Brandon Moss homers with one out in the fifth. Josh Reddick and Seth Smith also homer in the game. The A's lose Game 4 by an 8-6 margin. Dan Straily had a 3-0 lead before allowing a three-run home run to Jhonny Peralta in the bottom of the fifth. Coco Crisp delivered a RBI single in the seventh to give the A's a 4-3 lead but Sean Doolittle allowed two runs in the bottom of the inning for the blown save. The A's load the bases with no outs in the eighth but are unable to score and the Tigers score three times in the bottom of the eighth to put the game away. The series concludes in Oakland when Verlander and Joaquin Benoit combine on a three-hit shutout in a 3-0 A's loss. Sonny Gray makes his second start of the series and allows three runs in five innings for the loss.

FINAL STATISTICS

PLAYER	AVG	G	AB	R	H	TB	2B	3B	HR	RBI	SH	SF	HP	BB	IBB	SO	SB	CS	DP	E	SLG	OBP
Barton,D	.000	2	3	0	0	0	0	0	0	0	0	0	0	0	0	3	0	0	0	0	.000	.000
Callaspo,A	.167	4	6	0	1	2	1	0	0	0	0	0	0	0	0	1	0	0	0	0	.333	.167
Céspedes,Y	.381	5	21	3	8	14	1	1	1	4	0	0	1	0	0	4	0	0	0	1	.667	.409
Crisp,C	.389	5	18	4	7	11	2	1	0	2	0	1	0	3	0	2	1	0	0	0	.611	.455
Donaldson,J	.143	5	21	0	3	3	0	0	0	0	0	0	0	1	0	8	0	0	0	0	.143	.182
Lowrie,J	.150	5	20	2	3	7	1	0	1	3	0	0	0	2	0	7	0	0	1	0	.350	.227
Moss,B	.111	5	18	2	2	5	0	0	1	1	0	0	0	3	0	13	0	0	0	0	.278	.238
Norris,D	.000	1	1	0	0	0	0	0	0	0	0	0	0	0	0	1	0	0	0	0	.000	.000
Reddick,J	.235	5	17	1	4	8	1	0	1	1	0	0	0	2	1	5	0	0	0	0	.471	.316
Smith,S	.313	4	16	1	5	8	0	0	1	2	0	0	0	1	1	5	0	0	0	0	.500	.353
Sogard,E	.000	4	9	0	0	0	0	0	0	1	0	0	0	1	0	1	0	0	0	0	.000	.100
Vogt,S	.188	5	16	2	3	5	0	1	0	1	0	0	0	1	0	7	0	0	0	0	.313	.235
Totals	.217	5	166	15	36	63	6	3	5	14	1	1	1	14	2	57	1	0	1	1	.380	.280

PITCHER	W	L	ERA	G	GS	CG	GF	SHO	SV	IP	H	R	ER	HR	HB	BB	IBB	SO	WP	BK	AVG
Anderson,B	0	0	27.00	1	0	0	1	0	0	0.1	1	1	1	0	0	1	0	1	1	0	.500
Balfour,G	1	0	0.00	3	0	0	3	0	1	3.0	0	0	0	0	0	1	0	3	0	0	.000
Colon,B	0	1	4.50	1	1	0	0	0	0	6.0	10	3	3	0	1	0	0	4	0	0	.400
Cook,R	0	0	27.00	1	0	0	0	0	0	0.2	1	2	2	0	0	1	0	1	0	0	.333
Doolittle,S	0	1	4.15	4	0	0	1	0	0	4.1	3	2	2	1	0	2	0	6	0	0	.176
Gray,S	0	1	2.08	2	2	0	0	0	0	13.0	10	3	3	1	0	6	1	12	0	0	.217
Otero,D	0	0	0.00	4	0	0	0	0	0	5.2	4	0	0	0	0	1	0	2	0	0	.200
Parker,J	1	0	5.40	1	1	0	0	0	0	5.0	5	3	3	0	0	1	0	1	0	0	.263
Straily,D	0	0	4.50	1	1	0	0	0	0	6.0	4	3	3	1	1	0	0	8	0	0	.190
Totals	2	3	3.48	5	5	0	5	1	1	44.0	38	17	17	3	2	13	1	38	1	0	.235

[Results and Boxscores](#)

2014 AMERICAN LEAGUE WILD CARD

The A's travel to Kansas City in their first appearance in the American League Wild Card one-game playoff and lose to the Royals in 12 innings by a score of 9-8. Brandon Moss hits a two-run home run in the first inning and a three-run home run in the A's five-run sixth inning to set an Athletics postseason record with five RBI. The A's take a 7-3 lead into the eighth inning, but the Royals score three times off Jon Lester to pull to within one. Sean Doolittle allows a run in the ninth for the blown save but Alberto Callaspo has a pinch hit RBI single in the 12th to give the A's the lead. The bullpen then allows two runs in the bottom of the 12th, capped by a two-out RBI single by Salvador Pérez. The Royals steal seven bases, including six over the final four innings.

FINAL STATISTICS

PLAYER	AVG	G	AB	R	H	TB	2B	3B	HR	RBI	SH	SF	HP	BB	IBB	SO	SB	CS	DP	E	SLG	OBP
Callaspo	1.000	1	1	0	1	1	0	0	0	1	0	0	0	0	0	0	0	0	0	0	1.000	1.000
Crisp	.333	1	6	1	2	2	0	0	0	1	0	0	0	0	0	3	0	0	0	0	.333	.333
Donaldson	.400	1	5	1	2	2	0	0	0	0	0	0	0	1	0	2	0	0	0	0	.400	.500
Freiman	.000	1	1	0	0	0	0	0	0	0	0	0	0	0	0	0	0	0	0	0	.000	.000
Fuld	.400	1	5	1	2	2	0	0	0	0	0	0	0	1	0	1	0	0	0	0	.400	.500
Gomes	.000	1	0	0	0	0	0	0	0	0	0	0	0	0	0	0	0	0	0	0	.000	.000
Lowrie	.000	1	5	0	0	0	0	0	0	0	1	0	0	0	0	0	0	0	0	0	.000	.000
Moss	.400	1	5	2	2	8	0	0	2	5	0	0	0	1	1	2	0	0	0	0	1.600	.500
Norris	.200	1	5	1	1	1	0	0	0	1	0	0	0	0	0	2	0	0	0	0	.200	.200
Punto	.000	1	2	0	0	0	0	0	0	0	0	0	0	0	0	1	0	0	0	0	.000	.000
Reddick	.500	1	4	2	2	2	0	0	0	0	0	0	2	0	0	0	0	0	0	0	.500	.667
Sogard	.250	1	4	0	1	1	0	0	0	0	0	0	0	0	2	0	0	0	0	0	.250	.250
Soto	.000	1	1	0	0	0	0	0	0	0	0	0	0	0	1	0	0	0	0	0	.000	.000
Vogt	.000	1	3	0	0	0	0	0	0	0	0	0	0	1	0	1	0	0	0	0	.000	.250
Totals	.277	1	47	8	13	19	0	0	2	8	1	0	0	6	1	15	0	0	0	0	.404	.358

PITCHER	W	L	ERA	G	GS	CG	GF	SHO	SV	IP	H	R	ER	HR	HB	BB	IBB	SO	WP	BK	AVG
Abad	0	0	0.00	1	0	0	0	0	0	0.1	0	0	0	0	0	0	0	0	0	0	.000
Doolittle	0	0	4.50	1	0	0	0	0	0	2.0	2	1	1	0	0	0	0	0	0	0	.400
Gregerson	0	0	0.00	1	0	0	0	0	0	0.2	1	0	0	0	0	1	0	2	1	0	.333
Hammel	0	0	---	1	0	0	1	0	0	0.0	1	0	0	0	0	0	0	0	0	0	01.000
Lester	0	0	7.36	1	1	0	0	0	0	7.1	8	6	6	0	0	2	0	5	0	0	.286
Otero	0	1	13.50	1	0	0	0	0	0	1.1	3	2	2	0	0	0	0	1	0	0	.500
Totals	0	1	6.94	1	1	0	1	0	0	11.2	15	9	9	0	0	3	0	8	1	0	.341

[Results and Boxscores](#)

2018 AMERICAN LEAGUE WILD CARD

The A's face New York in the American League Wild Card game and lose at Yankee Stadium by a score of 7-2. Liam Hendriks is the A's "opener" and allows a two-run home run to Aaron Judge in the bottom of the first inning for the loss. Lou Trivino comes on to pitch the second inning and tosses 3.0 scoreless innings, allowing just one hit and walking one. Shawn Kelley pitches a scoreless fifth to keep the A's close but New York scores four times in the sixth inning off Fernando Rodney and Blake Treinen to put the game away. Khris Davis hits a two-run home run in the eighth to account for the A's scoring. Oakland is held to five hits by five Yankees pitchers, but also draws five walks and leaves nine runners on base.

FINAL STATISTICS

PLAYER	AVG	G	AB	R	H	TB	2B	3B	HR	RBI	SH	SF	HP	BB	IBB	SO	SB	CS	DP	E	SLG	OBP
Canha,M	.000	1	1	0	0	0	0	0	0	0	0	0	0	0	0	1	0	0	0	0	.000	.000
Chapman,M	.200	1	5	0	1	1	0	0	0	0	0	0	0	0	0	0	0	0	0	0	.200	.200
Davis,K	.250	1	4	1	1	4	0	0	1	2	0	0	0	0	0	2	0	0	0	1	.250	.000
Laureano,R	.000	1	3	0	0	0	0	0	0	0	0	0	0	1	0	2	0	0	0	0	.000	.250
Lowrie,J	.000	1	4	1	0	0	0	0	0	0	0	0	0	0	0	1	0	0	0	0	.000	.000
Lucroy,J	.250	1	4	0	1	1	0	0	0	0	0	0	0	0	0	2	0	0	0	0	.250	.250
Martini,N	.250	1	4	0	1	1	0	0	0	0	0	0	0	0	0	2	0	0	0	0	.250	.250
Olson,M	.000	1	2	0	0	0	0	0	0	0	0	0	2	0	0	0	0	0	0	0	.000	.500
Piscotty,S	.000	1	3	0	0	0	0	0	0	0	0	0	1	0	2	0	0	0	0	0	.000	.250
Semien,M	.333	1	3	0	1	1	0	0	0	0	0	0	0	1	0	1	0	0	0	0	.333	.500
Totals	.152	1	33	2	5	8	0	0	1	2	0	0	0	5	0	13	0	0	0	0	.242	.263

PITCHER	W	L	ERA	G	GS	CG	GF	SHO	SV	IP	H	R	ER	HR	HB	BB	IBB	SO	WP	BK	AVG
Familia,J	0	0	0.00	1	0	0	1	0	0	1.0	0	0	0	0	0	0	0	1	0	0	.000
Hendriks,L	0	1	18.00	1	1	0	0	0	0	1.0	1	2	2	1	0	1	0	1	0	0	.250
Kelley,S	0	0	0.00	1	0	0	0	0	0	1.0	1	0	0	0	0	0	0	0	0	0	.250
Rodney,F	0	0	INF	1	0	0	0	0	0	0.0	2	2	2	0	0	0	0	0	1	0	1.000
Treinen,B	0	0	13.50	1	0	0	0	0	0	2.0	2	3	3	1	0	2	0	0	0	0	.286
+Trivino,L	0	0	0.00	1	0	0	0	0	0	3.0	1	0	0	0	0	1	0	4	0	0	.111
Totals	0	1	7.88	1	1	0	1	0	0	8.0	7	7	7	2	0	4	0	6	1	0	.241

[Results and Boxscores](#)

2019 AMERICAN LEAGUE WILD CARD

The A's host Tampa Bay in the American League Wild Card game and lose by a score of 5-1. Sean Manaea starts for the A's and allows a home run to Yandy Díaz to start the game. He also surrenders a two-run home run to Avisail García in the second inning and a solo home run to Díaz in the third and is relieved by Yusmeiro Petit with no outs in the third inning and the A's trailing 4-0. Oakland scores its lone run in the bottom of the third when Marcus Semien reaches third on an error by third baseman Mike Brosseau and scores on a Ramón Laureano sacrifice fly. Jesús Luzardo pitches 3.0 scoreless innings of relief to keep the A's close but the Rays bullpen blanks the A's on three hits over the final four innings. Jurickson Profar and Robbie Grossman have two hits each but Oakland does not get a runner into scoring position after the fourth inning.

FINAL STATISTICS

PLAYER	AVG	G	AB	R	H	TB	2B	3B	HR	RBI	SH	SF	HP	BB	IBB	SO	SB	CS	DP	E	SLG	OBP
+Brown,S	.000	1	1	0	0	0	0	0	0	0	0	0	0	0	0	0	0	0	0	0	.000	.000
Canha,M	.000	1	3	0	0	0	0	0	0	0	0	0	0	1	0	2	0	0	0	0	.000	.250
Chapman,M	.333	1	3	0	1	1	0	0	0	0	0	0	0	1	0	0	0	0	0	0	.333	.500
Davis,K	.000	1	4	0	0	0	0	0	0	0	0	0	0	0	0	3	0	0	0	0	.000	.000
Grossman,R	.500	1	4	0	2	2	0	0	0	0	0	0	0	0	0	1	0	0	0	0	.500	.500
Laureano,R	.333	1	3	0	1	1	0	0	0	1	0	1	0	0	0	1	0	0	0	0	.333	.250
+Murphy,S	.000	1	1	0	0	0	0	0	0	0	0	0	0	0	0	0	0	0	1	0	.000	.000
Olson,M	.333	1	3	0	1	1	0	0	0	0	0	0	0	1	0	1	0	0	1	0	.333	.500
Phegley,J	.000	1	2	0	0	0	0	0	0	0	0	0	0	0	0	1	0	0	0	0	.000	.000
Profar,J	.500	1	4	0	2	2	0	0	0	0	0	0	0	0	0	1	0	0	0	0	.500	.500
Semien,M	.200	1	5	1	1	1	0	0	0	0	0	0	0	0	2	0	0	0	0	0	.200	.200
Totals	.242	1	33	1	8	8	0	0	0	1	0	1	0	3	0	12	0	0	2	0	.242	.297

PITCHER	W	L	ERA	G	GS	CG	GF	SHO	SV	IP	H	R	ER	HR	HB	BB	IBB	SO	WP	BK	AVG
Diekman,J	0	0	0.00	1	0	0	0	0	0	0.1	0	0	0	0	0	0	0	0	0	0	.000
Hendriks,L	0	0	0.00	1	0	0	1	0	0	1.0	0	0	0	0	0	0	0	1	0	0	.000
+Luzardo,J	0	0	0.00	1	0	0	0	0	0	3.0	1	0	0	0	0	2	0	4	0	0	.100
Manaea,S	0	1	18.00	1	1	0	0	0	0	2.0	4	4	4	3	0	0	0	5	0	0	.400
Petit,Y	0	0	3.38	1	0	0	0	0	0	2.2	2	1	1	1	0	0	0	2	0	0	.200
Totals	0	1	5.00	1	1	0	1	0	0	9.0	7	5	5	4	0	2	0	12	0	0	.206

Results and Boxscores

2020 AMERICAN LEAGUE WILD CARD SERIES

The A's returned to the postseason for the third consecutive year and defeated the Chicago White Sox two games to one in the best-of-three American League Wild Card series. The series win was the A's first in the postseason since sweeping Minnesota in the 2006 ALDS. Oakland hit just .194 in the series but out-scored the White Sox 12-11 while compiling a 3.67 ERA. Rookie catcher Sean Murphy went 3-for-8 with a home run and two RBI and Jake Diekman pitched in all three games without allowing a run.

Chicago starter Lucas Giolito retired each of the first 18 Oakland batters in Game 1 en route to a 4-1 win, which extended the A's postseason losing streak to an Athletics record-tying six games. Jesús Luzardo started for Oakland and took the loss, allowing three runs on six hits in 3.1 innings. The A's evened the series with a 5-3 victory in Game 2 after Chris Bassitt allowed just one run in seven innings of work for the win. Oakland scored two unearned runs in the first inning and increased their lead to 4-0 when Marcus Semien hit a two-run home run in the second. Closer Liam Hendriks came in with no outs in the eighth and allowed two runs in 1.2 innings before Diekman recorded the final out with the bases loaded in the ninth. The A's then snapped their Major League record nine-game losing streak in winner-take-all postseason games with a 6-4 victory in Game 3. Oakland trailed 3-0 after three innings but then scored four times in the fourth on a two-run home run by Murphy and back-to-back bases loaded walks by Mark Canha and Matt Olson. Chad Pinder added a two-run single in the fifth, Frankie Montas allowed a run in 2.0 innings of relief for the win, and Hendriks struck out the final three batters for the save.

FINAL STATISTICS

PLAYER	AVG	G	AB	R	H	TB	2B	3B	HR	RBI	SH	SF	HP	BB	IBB	SO	SB	CS	DP	E	OBP	SLG
Canha, M	.100	3	10	1	1	1	0	0	0	1	0	0	0	2	0	1	0	0	0	0	.250	.100
Davis, K	.250	2	8	1	2	5	0	0	1	1	0	0	0	0	0	2	0	0	0	0	.250	.625
Grossman, R	.000	2	7	1	0	0	0	0	0	0	0	0	0	1	0	2	0	0	0	0	.125	.000
+Heim, J	—	0	0	0	0	0	0	0	0	0	0	0	0	0	0	0	0	0	0	0	—	—
Kemp, T	—	0	0	0	0	0	0	0	0	0	0	0	0	0	0	0	0	0	0	0	—	—
La Stella, T	.273	3	11	3	3	3	0	0	0	0	0	0	0	1	0	2	0	0	0	0	.333	.273
Lamb, J	.200	3	5	0	1	1	0	0	0	0	0	0	0	0	0	0	0	0	0	0	.200	.200
Laureano, R	.182	3	11	1	2	2	0	0	0	1	0	0	0	0	4	0	0	0	0	0	.182	.182
+Machin, V	—	0	0	0	0	0	0	0	0	0	0	0	0	0	0	0	0	0	0	0	—	—
+Murphy, S	.375	3	8	3	3	6	0	0	1	2	0	0	0	2	0	1	0	0	0	0	.500	.750
Olson, M	.000	3	9	0	0	0	0	0	0	1	0	0	0	3	0	6	0	0	0	0	.250	.000
Orf, N	.000	1	0	0	0	0	0	0	0	0	0	0	0	0	0	0	0	0	0	0	.000	.000
Pinder, C	.333	3	9	0	3	3	0	0	0	2	0	0	0	1	1	2	0	0	0	0	.400	.333
Piscotty, S	.000	1	3	0	0	0	0	0	0	0	0	0	0	0	0	1	0	0	1	0	.000	.000
Semien, M	.250	3	12	2	3	7	1	0	1	2	0	0	0	1	0	1	0	0	0	1	.308	.583
Totals	.194	3	93	12	18	28	1	0	3	10	0	0	0	11	1	22	0	0	1	1	.279	.301

PITCHER	W	L	ERA	G	GS	CG	GF	SHO	SV	IP	H	R	ER	HR	HB	BB	IBB	SO	WP	BK	AVG
Bassitt, C	1	0	1.29	1	1	0	0	0	0	7.0	6	1	1	0	0	1	0	5	1	0	.222
Diekman, J	0	0	0.00	3	0	0	2	0	1	1.2	0	0	0	0	0	2	0	1	0	0	.000
Fiers, M	0	0	5.40	1	1	0	0	0	0	1.2	5	1	1	1	0	1	0	2	0	0	.500
Hendriks, L	0	0	6.75	2	0	0	1	0	1	2.2	5	2	2	1	0	1	0	8	0	0	.385
+Luzardo, J	0	1	8.10	1	1	0	0	0	0	3.1	6	3	3	2	0	0	0	5	0	0	.375
Manaea, S	0	0	—	0	0	0	0	0	0	0.0	0	0	0	0	0	0	0	0	0	0	—
McFarland, T	0	0	—	0	0	0	0	0	0	0.0	0	0	0	0	0	0	0	0	0	0	—
Minor, M	0	0	—	0	0	0	0	0	0	0.0	0	0	0	0	0	0	0	0	0	0	—
Montas, F	1	0	4.50	1	0	0	0	0	0	2.0	2	1	1	0	0	0	0	2	0	0	.250
Petit, Y	0	0	7.71	2	0	0	0	0	0	2.1	4	2	2	0	0	0	0	2	0	0	.364
Soria, J	0	0	4.50	2	0	0	0	0	0	2.0	2	1	1	1	0	1	0	1	0	0	.286
Trivino, L	0	0	0.00	1	0	0	0	0	0	0.2	0	0	0	0	1	0	0	0	0	0	.000
Wendelken, J	0	0	0.00	2	0	0	0	0	0	3.2	1	0	0	0	0	0	0	3	0	0	.083
Totals	2	1	3.67	3	3	0	3	0	2	27.0	31	11	11	5	1	6	0	29	1	0	.277

Results and Boxscores

2020 AMERICAN LEAGUE DIVISION SERIES

The A's faced division rival Houston in their first neutral-site postseason series at Dodger Stadium, but lost the American League Division Series three games to one. Each team hit 12 home runs in the four-game series as the A's set franchise record for home runs hit and home runs allowed in a postseason series. The pitching staff compiled a 7.46 ERA, which was the A's highest in a postseason series of more than one game. Marcus Semien hit .533 and had a .611 on-base percentage, which set an Athletics record for highest on-base percentage in a single postseason series.

The A's took a 3-0 lead in Game 1 on a two-run home run by Khris Davis in the second inning and a solo home run by Sean Murphy in the third but would go on to lose 10-5. Oakland starter Chris Bassitt allowed three runs in the fourth and J.B. Wendelken was charged with the blown save and loss when he surrendered four unearned runs in the fifth. The A's again scored first in Game 2 on a solo home run by Davis but Sean Manaea allowed four runs in 4.1 innings in the A's 5-2 loss. Oakland's lone win came in Game 3 when they tied an Athletics postseason record with five home runs en route to a 9-7 win. The A's took a 4-2 lead into the bottom of the fifth but the Astros scored five times, including twice off Oakland starter Jesús Luzardo. Chad Pinder then hit a three-run home run in the seventh inning and added a sacrifice fly in the eighth, and Liam Hendriks closed out the game with three scoreless innings of relief for the win. For the fourth time in the series, the A's scored first in Game 4 but would go on to lose, 11-6. Ramón Laureano hit a three-run home run in the second and added a solo shot in the fifth, but Houston scored five times in the fourth off Oakland starter Frankie Montas, and twice each in the fifth, sixth and seventh innings.

FINAL STATISTICS

PLAYER	AVG	G	AB	R	H	TB	2B	3B	HR	RBI	SH	SF	HP	BB	IBB	SO	SB	CS	DP	E	OBP	SLG
Canha, M	.200	4	15	2	3	6	0	0	1	2	0	1	0	0	0	6	0	0	0	0	.188	.400
Davis, K	.250	4	16	2	4	10	0	0	2	3	0	0	1	0	0	8	0	0	0	0	.294	.625
Grossman, R	.300	4	10	2	3	5	2	0	0	0	0	0	2	0	2	0	0	0	0	0	.417	.500
+Heim, J	—	0	0	0	0	0	0	0	0	0	0	0	0	0	0	0	0	0	0	0	—	—
Kemp, T	—	0	0	0	0	0	0	0	0	0	0	0	0	0	0	0	0	0	0	0	—	—
La Stella, T	.313	4	16	2	5	9	1	0	1	2	0	0	1	1	0	1	0	0	1	0	.389	.563
Lamb, J	.000	1	2	0	0	0	0	0	0	0	0	0	0	0	0	1	0	0	1	0	.000	.000
Laureano, R	.200	4	15	3	3	10	1	0	2	4	0	0	0	1	0	3	0	0	1	0	.250	.667
+Murphy, S	.143	4	14	1	2	5	0	0	1	2	0	1	0	0	0	3	0	0	0	1	.133	.357
Olson, M	.214	4	14	4	3	9	0	0	2	2	0	0	0	2	0	4	0	0	1	1	.313	.643
Orf, N	.000	1	0	0	0	0	0	0	0	0	0	0	0	0	0	0	0	0	0	0	.000	.000
Pinder, C	.308	4	13	2	4	11	1	0	2	5	0	1	0	2	0	4	0	0	1	0	.375	.846
Piscotty, S	.250	2	4	0	1	1	0	0	0	0	0	0	0	0	0	0	0	0	0	0	.250	.250
Semien, M	.533	4	15	4	8	11	0	0	1	2	0	0	0	3	0	0	0	0	0	1	.611	.733
Totals	.269	4	134	22	36	77	5	0	12	22	0	3	2	11	0	32	0	0	5	3	.327	.575

PITCHER	W	L	ERA	G	GS	CG	GF	SHO	SV	IP	H	R	ER	HR	HB	BB	IBB	SO	WP	BK	AVG
Bassitt, C	0	0	6.75	1	1	0	0	0	0	4.0	9	3	3	2	0	0	0	4	0	0	.450
Diekmann, J	0	0	6.00	3	0	0	0	0	0	3.0	3	2	2	1	1	0	0	4	0	0	.250
Fiers, M	0	0	—	0	0	0	0	0	0	0.0	0	0	0	0	0	0	0	0	0	0	—
Hendriks, L	1	0	0.00	1	0	0	1	0	0	3.0	1	0	0	0	0	0	0	4	0	0	.100
+Luzardo, J	0	0	8.31	1	1	0	0	0	0	4.1	5	4	4	2	0	2	0	2	0	0	.313
Manaea, S	0	1	8.31	1	1	0	0	0	0	4.1	5	4	4	2	0	1	0	2	0	0	.294
McFarland, T	0	0	0.00	2	0	0	2	0	0	2.0	0	0	0	0	0	1	0	2	0	0	.000
Minor, M	0	0	0.00	3	0	0	0	0	0	3.2	2	0	0	0	2	1	0	2	0	0	.182
Montas, F	0	1	12.27	1	1	0	0	0	0	3.2	7	5	5	2	0	1	0	3	0	0	.389
Petit, Y	0	0	18.00	3	0	0	0	0	0	2.0	4	4	4	1	1	1	1	2	0	0	.444
Soria, J	0	0	9.00	2	0	0	0	0	0	2.0	3	2	2	0	0	1	0	0	0	0	.333
Trivino, L	0	0	4.50	3	0	0	1	0	0	2.0	1	1	1	1	1	1	0	2	0	0	.167
+Weems, J	0	0	INF	1	0	0	0	0	0	0.0	2	2	2	0	0	1	0	0	0	0	1.000
Wendelken, J	0	1	18.00	2	0	0	0	0	0	1.0	4	6	2	1	0	1	0	1	0	0	.500
Totals	1	3	7.46	4	4	0	4	0	0	35.0	46	33	29	12	5	11	1	28	0	0	.322

[Results and Boxscores](#)

ATHLETICS ALL-TIME ROSTER

Since moving to Oakland in 1968, a total of 999 players have played for the A's. The all-time franchise count is 2,007.

A

Abad, Andy..... 2001
 Abad, Fernando..... 2014-15
 Abbott, Glenn..... 1973-76
 Abbott, Kurt..... 1993, 98
 Aber, Al..... 1957
 Abernathy, Tal..... 1942-44
 Accardo, Jeremy..... 2012
 Acevedo, Domingo..... 2021
 Acosta, Merito..... 1918
 Acre, Mark..... 1994-97
 Adams, Dick..... 1947
 Adams, Mike..... 1978
 Adams, Willie..... 1918-19
 Adams, Willie..... 1996-97
 Adkins, Dick..... 1942
 Afenir, Troy..... 1990-91
 Aker, Jack..... 1964-68
 Akerfelds, Darrel..... 1986
 Alcántara, Arismendy..... 2016
 Alcántara, Raul..... 2016-17
 Aldrete, Mike..... 1993-95
 Alexander, Gary..... 1978
 Alexander, Matt..... 1975-77
 Allen, Austin..... 2020-21
 Allen, Bob..... 1919
 Allen, Brandon..... 2011-12
 Allen, Dick..... 1977
 Allison, Dana..... 1991
 Almon, Bill..... 1983-84
 Alonso, Yonder..... 2016-17
 Alou, Felipe..... 1970-71
 Alou, Jesus..... 1973-74
 Alou, Matty..... 1972
 Alston, Dell..... 1978
 Alusik, George..... 1962-64
 Alvarez, R.J..... 2015
 Alyea, Brant..... 1972
 Ambler, Wayne..... 1937-39
 Ancker, Walter..... 1915
 Anderson, Brett..... 2009-13,
 18-19
 Anderson, Bryan..... 2014-15
 Anderson, Dwain..... 1971-72
 Anderson, Tanner..... 2019
 Anderson, Walter..... 1917, 19
 Andrews, Elbert..... 1925
 Andrews, Mike..... 1973
 Andrus, Elvis..... 2021
 Andujar, Joaquin..... 1986-87
 Appier, Kevin..... 1999-00
 Applegate, Fred..... 1904
 Archer, Fred..... 1936-37
 Archer, Jim..... 1961-62
 Armas, Marcos..... 1993
 Armas, Tony..... 1977-82
 Armbruster, Harry..... 1906
 Armstrong, George..... 1946
 Armstrong, Howard..... 1911

Arndt, Larry..... 1989
 Arntzen, Ori..... 1943
 Arroyo, Fernando..... 1982, 86
 Astroth, Joe..... 1945-46, 50-56
 Atherton, Keith..... 1983-86
 Atkins, Tommy..... 1909-10
 Axford, John..... 2016-17
 Azcue, Joe..... 1962-63

B

Babe, Loren..... 1953
 Babich, Johnny..... 1940-41
 Babitt, Shoety..... 1981
 Bacon, Eddie..... 1917
 Bagwell, Bill..... 1925
 Bahnsen, Stan..... 1975-77
 Bailey, Andrew..... 2009-11
 Bailey, Gene..... 1917
 Bailey, Homer..... 2019
 Baines, Harold..... 1990-92
 Bair, Doug..... 1977, 86
 Baisley, Jeff..... 2008
 Baker, Bock..... 1901
 Baker, Dusty..... 1985-86
 Baker, Frank..... 1908-14
 Baker, Neal..... 1927
 Baker, Scott..... 1995
 Baker, Steve..... 1982-83
 Balfour, Grant..... 2011-13
 Bando, Chris..... 1989
 Bando, Sal..... 1966-76
 Bankston, Everett..... 1915
 Bankston, Wes..... 2008
 Barbee, Dave..... 1926
 Barna, Babe..... 1937-38
 Barr, Scotty..... 1908-09
 Barrera, Luis..... 2021
 Barreto, Franklin..... 2017-20
 Barrett, Bill..... 1921
 Barrett, Dick..... 1933
 Barry, Hardin..... 1912
 Barry, Jack..... 1908-15
 Barthold, John..... 1904
 Bartley, Bill..... 1906-07
 Bartling, Irv..... 1938
 Barton, Daric..... 2007-14
 Barton, Harry..... 1905
 Bass, Norm..... 1961-63
 Bassitt, Chris..... 2015-16, 18-21
 Bates, Charlie..... 1927
 Bates, Ray..... 1917
 Bathe, Bill..... 1986
 Batista, Tony..... 1996-97
 Battle, Allen..... 1996
 Batton, Chris..... 1976
 Bauer, Hank..... 1960-61
 Bauer, Lou..... 1918
 Baumgartner, Stan..... 1924-26
 Baxes, Mike..... 1956, 58
 Baylor, Don..... 1976, 88

Beane, Billy..... 1989
 Beard, Dave..... 1980-83
 Becker, Rich..... 1999-00
 Beckmann, Bill..... 1939-42
 Bedrosian, Cam..... 2021
 Belitz, Todd..... 2000
 Bell, Kevin..... 1982
 Bella, Zeke..... 1959
 Bellhorn, Mark..... 1997-98,
 00-01
 Bender, Chief..... 1903-14
 Benson, Vern..... 1943, 46
 Benton, Al..... 1934-35
 Berger, Johnny..... 1922
 Bernazard, Tony..... 1987
 Bernhard, Bill..... 1901-02
 Berroa, Geronimo..... 1994-97
 Berry, Charlie..... 1925,
 34-36, 38
 Berry, Claude..... 1906-07
 Berry, Joe..... 1944-46
 Bertoia, Reno..... 1961
 Besse, Herman..... 1940-43, 46
 Bettendorf, Jeff..... 1984
 Bevan, Hal..... 1952, 55
 Biasatti, Hank..... 1949
 Bigbee, Lyle..... 1920
 Billings, Bruce..... 2011
 Binks, George..... 1947-48
 Birtsas, Tim..... 1985-86
 Bishop, Bill..... 1921
 Bishop, Charlie..... 1952-55
 Bishop, Max..... 1924-33
 Bitker, Joe..... 1990
 Black, Don..... 1943-45
 Blackburn, Paul..... 2017-21
 Blackley, Travis..... 2012
 Blackwell, Ewell..... 1955
 Blaeholder, George..... 1935
 Blair, Buddy..... 1942
 Blair, Carson..... 2015
 Blake, Ed..... 1957
 Blanchard, Johnny..... 1965
 Blanco, Gil..... 1966
 Blankenship, Lance..... 1988-93
 Blanks, Kyle..... 2014
 Blanton, Joe..... 2004-08
 Blasingame, Don..... 1966
 Blefary, Curt..... 1971-72
 Bleich, Jeremy..... 2018
 Blemker, Ray..... 1960
 Blevins, Jerry..... 2007-13
 Blowers, Mike..... 1998
 Blue, Bert..... 1908
 Blue, Vida..... 1969-77
 Boak, Chet..... 1960
 Boardman, Charlie..... 1913-14
 Bocachica, Hiram..... 2005-07
 Bochte, Bruce..... 1984-86
 Bodie, Ping..... 1917

Boever, Joe..... 1993
 Bogle, Warren..... 1968
 Bohlen, Pat..... 1913
 Boley, Joe..... 1927-32
 Bollweg, Don..... 1954-55
 Bolt, Skye..... 2019, 21
 Bonner, Frank..... 1902
 Bonser, Boof..... 2010
 Boone, Dan..... 1919
 Boone, Ray..... 1959
 Bordi, Rich..... 1980-81, 88
 Bordick, Mike..... 1990-96
 Bosetti, Rick..... 1981-82
 Bosman, Dick..... 1975-76
 Bostick, Henry..... 1915
 Bournigal, Rafael..... 1996-98
 Bourque, Pat..... 1973-74
 Bowen, Rob..... 2007-08
 Bowers, Cedrick..... 2010
 Bowie, Jim..... 1994
 Bowie, Micah..... 2002-03
 Bowles, Charlie..... 1943, 45
 Bowlin, Weldon..... 1967
 Bowman, Joe..... 1932
 Bowsfield, Ted..... 1963-64
 Boyd, Bob..... 1961
 Boyer, Clete..... 1955-57
 Boyer, Cloyd..... 1955
 Braden, Dallas..... 2007-11
 Bradford, Bill..... 1956
 Bradford, Chad..... 2001-04
 Bradley, Bert..... 1983
 Bradley, Milton..... 2006-07
 Bradshaw, Dallas..... 1917
 Brady, Michael..... 2017
 Brancato, Al..... 1939-41, 45
 Branom, Dud..... 1927
 Brant, Marshall..... 1983
 Brazill, Frank..... 1921-22
 Breckinridge, Bill..... 1929
 Breslow, Craig..... 2009-11
 Bressler, Rube..... 1914-16
 Brewer, Billy..... 1997
 Brickley, George..... 1913
 Briggs, John..... 1960
 Briscoe, John..... 1991-96
 Brissie, Lou..... 1947-51
 Brito, Tilson..... 1997
 Broberg, Pete..... 1978
 Brooks, Aaron..... 2015, 18-19
 Brooks, Bobby..... 1969-72
 Brosius, Scott..... 1991-97
 Brothers, Art..... 1906
 Brown, Andrew..... 2007-08
 Brown, Boardwalk..... 1911-14
 Brown, Darrell..... 1982
 Brown, Dee..... 2007
 Brown, Emil..... 2008
 Brown, Jeremy..... 2006
 Brown, Jim..... 1916

Brown, Larry 1971-72
 Brown, Norm 1943, 46
 Brown, Ollie 1972
 Brown, Seth 2019-21
 Browne, Jerry 1992-93
 Bruce, Lou 1904
 Brucker, Earle 1937-40, 43
 Brucker, Earle 1948
 Bruggy, Frank 1922-24
 Brugman, Jaycob 2017
 Brumley, Mike 1994
 Brunet, George 1956-57,
 59-60
 Bryan, Billy 1961-66
 Bryant, Derek 1979
 Buchter, Ryan 2018-19
 Buck, Travis 2007-10
 Budaska, Mark 1978, 81
 Bullock, Red 1936
 Burgmeier, Tom 1983-84
 Burgo, Bill 1943-44
 Burke, Glenn 1978-79
 Burnette, Wally 1956-58
 Burns, Billy 2014-16
 Burns, Dennis 1923-24
 Burns, George 1918-20, 29
 Burns, Joe 1944-45
 Burns, Todd 1988-91
 Burris, Ray 1984
 Burroughs, Jeff 1982-84
 Burrows, John 1943
 Burrus, Dick 1919-20
 Burtschy, Moe 1950-51,
 54-56
 Busch, Ed 1943-45
 Buschhorn, Don 1965
 Bush, Joe 1912-17, 28
 Butler, Billy 2015-16
 Buxton, Ralph 1938
 Bynum, Freddie 2005
 Byrd, Harry 1950, 52-53
 Byrnes, Eric 2000-05
 Byrnes, Jim 1906

C

Cabrera, Orlando 2009
 Cadaret, Greg 1987-89
 Cahill, Trevor 2009-11, 18
 Cain, Sugar 1932-35
 Calero, Kiko 2005-08
 Caligiuri, Fred 1941-42
 Callahan, Ben 1983
 Callaspo, Alberto 2013-14
 Callaway, Frank 1921-22
 Camacho, Ernie 1980
 Cameron, Kevin 2009
 Campaneris, Bert 1964-76
 Campbell, Kevin 1991-93
 Candiotti, Tom 1998-99
 Canha, Mark 2015-21
 Canseco, Jose 1985-92, 97
 Canseco, Ozzie 1990
 Cantrell, Guy 1927
 Carey, Andy 1960-61
 Carignan, Andrew 2011-12
 Carr, Charlie 1901
 Carrasquel, Chico 1958

Carroll, Doc 1916
 Carroll, Tom 1959
 Carson, Matt 2009-10
 Carter, Chris 2010-12
 Carter, Nick 1908
 Carter, Sol 1931
 Carty, Rico 1973, 78
 Cascarella, Joe 1934-35
 Casilla, Santiago 2004-09,
 17-18
 Caster, George 1934-35,
 37-40
 Castiglia, Jim 1942
 Castillo, Alberto 2005
 Castro, Angel 2015
 Castro, Luis 1902
 Castro, Ramon 2004
 Castro, Simon 2017
 Cater, Danny 1966-69
 Caudill, Bill 1984, 87
 Caulfield, Jake 1946
 Causey, Wayne 1961-66
 Ceccarelli, Art 1955-56
 Cepeda, Orlando 1972
 Cerv, Bob 1957-60
 Céspedes, Yoanis 2012-14
 Cey, Ron 1987
 Chafin, Andrew 2021
 Chalk, Dave 1979
 Chant, Charlie 1975
 Chapman, Fred 1939-41
 Chapman, John 1924
 Chapman, Matt 2017-21
 Chapman, Sam 1938-41,
 45-51

Charles, Ed 1962-67
 Chavarria, Ossie 1966-67
 Chavez, Eric 1998-2010
 Chavez, Jesse 2012-15
 Chiti, Harry 1958-60
 Chitren, Steve 1990-91
 Choice, Michael 2013
 Chouinard, Bobby 1996
 Christensen, Ryan 1998-01
 Christopher, Russ 1942-47
 Cias, Darryl 1983
 Cicero, Joe 1945
 Cihocki, Ed 1932-33
 Cimoli, Gino 1962-64
 Ciola, Lou 1943
 Cipriani, Frank 1961
 Cissell, Bill 1937
 Clark, Allie 1951-53
 Clark, Doug 2006
 Clark, Jermaine 2005
 Clark, Ron 1971-72
 Claset, Gowell 1933
 Clinton, Lou 1965
 Clippard, Tyler 2015
 Clyde, Tom 1943
 Coakley, Andy 1902-06
 Cobb, Ty 1927-28
 Cochrane, Mickey 1925-33
 Codiroli, Chris 1982-87
 Coghlan, Chris 2016
 Colangelo, Mike 2002
 Colavito, Rocky 1964

Colbert, Nate 1976
 Coleman, Ed 1932-35
 Coleman, Joe 1942,
 46-51, 53
 Coleman, Joe 1977-78
 Coleman, Ray 1948
 Coleman, Rip 1957, 59
 Collamore, Allan 1911
 Collins, Dave 1985
 Collins, Eddie 1906-14,
 27-30
 Collins, Eddie 1939, 41-42
 Collins, Jimmy 1907-08
 Collins, Zip 1921
 Colón, Bartolo 2012-13
 Cone, Bob 1915
 Conigliaro, Billy 1973
 Connelly, Bill 1945
 Connelly, Steve 1998
 Conrad, Brooks 2008
 Conroy, Bill 1935-37
 Conroy, Tim 1978, 82-85
 Consolo, Billy 1962
 Conway, Owen 1915
 Cook, Ryan 2012-15
 Coombs, Bobby 1933
 Coombs, Jack 1906-14
 Cooper, Pat 1946-47
 Corcoran, Art 1915
 Corsi, Jim 1988-89,
 92, 95-96
 Cossey, Ray 1980
 Cotton, Jharell 2016-17
 Cottrell, Ensign 1913
 Coughtry, Marlan 1962
 Coulombe, Daniel 2015-18
 Courtney, Clint 1961
 Coveleski, Stan 1912
 Covington, Wes 1961
 Cowgill, Collin 2012
 Cox, Glenn 1955-58
 Cox, Jeff 1980-81
 Coyne, Toots 1914
 Crabb, Roy 1912
 Craddock, Walt 1955-56, 58
 Craig, George 1907
 Cramer, Bobby 2010-11
 Cramer, Doc 1929-35
 Crane, Sam 1914-16
 Crawford, Willie 1977
 Crimian, Jack 1956
 Crisp, Coco 2010-16
 Cronin, Jim 1929
 Crosby, Bobby 2003-09
 Cross, Lave 1901-05
 Cross, Monte 1902-07
 Crowell, Cap 1915-16
 Crowson, Woody 1945
 Cruthers, Press 1913-14
 Cruz, Fausto 1994-95
 Cruz, Juan 2005
 Cullen, Tim 1972
 Culler, Dick 1936
 Cunningham, Aaron 2008-09
 Cunningham, Mike 1906
 Curry, Jim 1909
 Cust, Jack 2007-10

D

D'Acquisto, John 1982
 Daley, Bud 1958-61
 Daley, Pete 1960
 Daley, Tom 1913-14
 Daly, Bert 1903
 Damon, Johnny 2001
 Damrau, Harry 1915
 Daney, Art 1928
 Danforth, Dave 1911-12
 Danner, Buck 1915
 Darling, Ron 1991-95
 Davaillo, Vic 1973-74
 DaVanon, Jeff 2007
 Davidson, Claude 1918
 Davies, Chick 1914-15
 Davis, Bob 1958, 60
 Davis, Bud 1915
 Davis, Crash 1940-42
 Davis, Harry 1901-11, 13-17
 Davis, Ike 2005
 Davis, Kris 2016-21
 Davis, Mike 1980-87
 Davis, Rajai 2008-10, 17
 Davis, Storm 1987-89, 93
 Davis, Tod 1949, 51
 Davis, Tommy 1970-71
 Dawley, Bill 1989
 Dean, Chubby 1936-41
 Decker, Jaff 2017
 DeJesus, David 2011
 Del Greco, Bobby 1961-63
 De Los Santos, Fautino
 2011-12
 Delsing, Jim 1960
 DeMaestri, Joe 1953-59
 DeMars, Billy 1948
 Denorfia, Chris 2008-09
 Derrick, Claud 1910-12
 Derry, Russ 1946
 Desautels, Gene 1946
 DeShong, Jimmie 1932
 Detwiler, Ross 2016
 Devine, Joey 2008, 11
 Dickson, Jim 1965-66
 Dickson, Murry 1958-59
 Diekman, Jake 2019-21
 Dietrich, Bill 1933-36, 47-48
 Dillinger, Bob 1950
 Dilone, Miguel 1978-79
 DiNardo, Lenny 2007-08
 Ditmar, Art 1954-56, 61-62
 Divis, Moxie 1916
 Dixon, Sonny 1954-55
 Dobson, Chuck 1966-71, 73
 Dolan, Joe 1901
 Donahue, Pat 1910
 Donaldson, John 1966-70,
 74
 Donaldson, Josh 2010, 12-14
 Doolittle, Sean 2012-17
 Dotel, Octavio 2004-05
 Doubrnt, Felix 2015
 Dougherty, Jim 1998
 Dowd, Snooks 1919
 Downing, Al 1970
 Downs, Kelly 1992-93

Doyle, Brian.....1981
 Doyle, Carl.....1935-36
 Dozier, Tom.....1986
 Drabowsky, Moe.....1962-65
 Drake, Larry.....1945
 Dressendorfer, Kirk.....1991
 Drew, Stephen.....2012
 Driscoll, Jim.....1970
 Driscoll, Michael.....1916
 Drumright, Keith.....1981
 Duchscherer, Justin...2003-08,
 10
 Duckworth, Jim.....1966
 Dugan, Joe.....1917-21
 Duggleby, Bill.....1902
 Duliba, Bob.....1967
 Dull, Ryan.....2015-19
 Duncan, Dave.....1964, 67-72
 Duncan, Taylor.....1978
 Dunn, Adam.....2014
 Dunning, Steve.....1977
 Durazo, Erubiel.....2003-05
 Duren, Ryne.....1957
 Durham, Ray.....2002
 Duser, Carl.....1956, 58
 Dye, Jermaine.....2001-04
 Dygert, Jimmy.....1905-10
 Dykes, Jimmie.....1918-32

E
 Earnshaw, George.....1928-33
 Easterling, Paul.....1938
 Eaves, Vallie.....1935
 Eccles, Harry.....1915
 Eckersley, Dennis.....1987-95
 Eckert, Charlie.....1919-20, 22
 Eddy, Chris.....1995
 Edgerton, Bill.....1966-67
 Edwards, Doc.....1963-65
 Edwards, Mike.....1978-80
 Edwards, Mike.....2003
 Edwards, Ralph.....1915
 Egan, Ben.....1908, 12
 Ehmke, Howard.....1926-30
 Eibner, Brett.....2016
 Elliott, Randy.....1980
 Ellis, Dock.....1977
 Ellis, Mark.....2002-03, 05-11
 Ely, Bones.....1901
 Embree, Alan.....2007-08
 Emerson, Chester.....1911-12
 Engle, Charlie.....1925-26
 Epps, Hal.....1944
 Epstein, Mike.....1971-72
 Eschen, Larry.....1942
 Esposito, Sammy.....1963
 Essegian, Chuck.....1961, 63
 Essian, Jim.....1978-80, 84
 Estalella, Bobby....1943-45, 49
 Estrada, Marco.....2019
 Etherton, Seth.....2005
 Etten, Nick.....1938-39
 Eveland, Dana.....2008-09
 Everidge, Tommy.....2009
 Ewoldt, Art.....1919

F
 Fagan, Everett.....1943, 46
 Fahey, Frank.....1918
 Fahey, Howard.....1912
 Fain, Ferris.....1947-52
 Fairbank, Jim.....1903-04
 Fairly, Ron.....1976
 Falkenberg, Cy.....1917
 Familia, Jeury.....2018
 Fanovich, Frank.....1953
 Fanover, Ed.....1983
 Fasano, Sal.....2000-01
 Fazio, Ernie.....1966
 Feliz, Michael.....2021
 Fermin, Ramon.....1995
 Fernandez, Frank.....1970-71
 Ferrazzi, Bill.....1935
 Ferrick, Tom.....1941
 Fetzters, Mike.....1998
 Fetzler, Willy.....1906
 Fiers, Mike.....2018-21
 Figueroa, Ed.....1981
 Figueroa, Pedro.....2012-13
 Fikac, Jeremy.....2003
 Files, Eddie.....1908
 Fillingim, Dana.....1915
 Fingers, ROLLIE.....1968-76
 Finigan, Jim.....1954-56
 Fink, Herman.....1935-37
 Finney, Lou.....1931, 33-39
 Fiorentino, Jeff.....2008
 Fischer, Bill.....1961-63
 Flater, Jack.....1908
 Fletcher, Paul.....1996
 Flick, Elmer.....1902
 Flick, Lew.....1943-44
 Flohr, Mort.....1934
 Flores, Jesse.....1943-47
 Flores, Jose.....2002
 Flores, Ron.....2005-07
 Flythe, Stu.....1936
 Foiles, Hank.....1960
 Font, Wilmer.....2018
 Fosse, Ray.....1973-75
 Foulke, Keith.....2003, 08
 Fowler, Dick....1941-42, 45-52
 Fowler, Dustin.....2018
 Fox, Eric.....1992-94
 Fox, Jack.....1908
 Fox, Jake.....2010
 Fox, Nellie.....1947-49
 Foxx, Jimmie.....1925-35
 Francis, Jeff.....2014
 Francona, Tito.....1969-70
 Franks, Herman.....1947-48
 Fraser, Chick.....1901
 Freeman, Harvey.....1921
 Freeman, Mark.....1959
 Freiman, Nate.....2013-14
 Freitas, Tony.....1932-33
 French, Pat.....1917
 French, Walter.....1923, 25-29
 Fricano, Marion.....1952-55
 Fritz, Charlie.....1907
 Fritz, Harry.....1913
 Fuentes, Brian.....2011-12
 Fuentes, Tito.....1978

Fuhrman, Ollie.....1922
 Fuld, Sam.....2014-15
 Fulghum, Dot.....1921
 Fultz, Dave.....1901-02
 Furmaniak, J.J.....2007
 Fyhrle, Mike.....2001-02

G
 Galan, Augie.....1949
 Gallagher, Sean.....2008-09
 Gallego, Mike.....1985-91, 95
 Galloway, Chick.....1919-27
 Ganley, Bob.....1909
 Gant, Ron.....2001, 03
 Gantenbein, Joe.....1939-40
 Garbark, Bob.....1944
 Garcia, Aramis.....2021
 Garciparra, Nomar.....2009
 Gardner, Larry.....1918
 Gardner, Rob.....1971, 73
 Garneau, Dustin.....2017, 19
 Garner, Phil.....1973-76
 Garrett, Adrian.....1971-72
 Garrison, Ford.....1944-46
 Garrison, Webster.....1996
 Garver, Ned.....1957-60
 Gassaway, Charlie.....1945
 Gates, Brent.....1993-96
 Gaudin, Chad.....2006-08, 10
 Gautreau, Doc.....1925
 Gearrin, Cory.....2018
 Geary, Bob.....1918-19
 Geier, Phil.....1901
 Gentile, Jim.....1964-65
 Gentry, Craig.....2014-15
 George, Alex.....1955
 George, Greek.....1945
 Gerkin, Steve.....1945
 German, Esteban.....2002-04
 Giambi, Jason.....1995-01, 09
 Giambi, Jeremy.....2000-02
 Gibson, Charlie.....1924
 Giebel, Joe.....1913
 Giel, Paul.....1961
 Giese, Dan.....2009
 Giggie, Bob.....1960, 62
 Gingsberg, Joe.....1956
 Ginter, Keith.....2005
 Giordano, Tommy.....1953
 Giusti, Dave.....1977
 Glass, Tom.....1925
 Glynn, Ryan.....2005
 Godfrey, Graham.....2011-12
 Gomes, Jonny.....2012, 14
 Gomes, Yan.....2021
 Gonzalez, Carlos.....2008
 Gonzalez, Edgar.....2009
 Gonzalez, Gio.....2008-11
 Gonzalez, Orlando.....1980
 Gooch, Lee.....1917
 Goodwin, Danny.....1982
 Gorman, Tom.....1955-59
 Gosger, Jim.....1966-68
 Gossage, Rich.....1992-93
 Gossett, Daniel.....2017-18
 Grabarkewitz, Billy.....1975
 Grabowski, Jason.....2002-03

Graff, Milt.....1957-58
 Grant, Mudcat.....1970-71
 Graveman, Kendall....2015-18
 Gray, Dolly.....1924-27
 Gray, Jeff.....2008-09
 Gray, Johnny.....1954-55
 Gray, Sonny.....2013-17
 Green, Dick.....1963-74
 Green, Grant.....2013
 Green, Joe.....1924
 Gregerson, Luke.....2014
 Gregg, Vean.....1918
 Grevel, Bill.....1919
 Grieve, Ben.....1997-00
 Griffith, Lee.....1946
 Griffin, A.J.....2012-13
 Griffin, Alfredo.....1985-87
 Griffin, Ivy.....1919-21
 Griffin, Pug.....1917
 Grilli, Guido.....1966
 Grim, Bob.....1958-59, 62
 Grimes, Oscar.....1946
 Grimm, Charlie.....1916
 Groh, Lew.....1919
 Groom, Buddy.....1996-99
 Gross, Gabe.....2010
 Gross, Wayne.....1976-83, 86
 Grossman, Robbie.....2019-20
 Groth, Johnny.....1956-57
 Grove, Lefty.....1925-33
 Grover, Roy.....1916-17, 19
 Grunwald, Al.....1959
 Grzenda, Joe.....1964, 66
 Guduan, Reymin.....2021
 Guerra, Deolis.....2021
 Guerra, Mike.....1947-50
 Guerrero, Mario.....1978-80
 Guillen, Jose.....2003
 Guintini, Ben.....1950
 Gumpert, Randy.....1936-38
 Guthrie, Mark.....2001
 Guzman, Johnny.....1991-92

H
 Haas, Bruno.....1915
 Haas, Moose.....1986-87
 Haas, Mule.....1928-32, 38
 Hadley, Bump.....1941
 Hadley, Kent.....1958-59
 Haefner, Bill.....1915
 Hahn, Jesse.....2015-17
 Hairston, Scott.....2009
 Halama, John.....2003
 Hale, Sammy.....1923-29
 Haley, Ray.....1916-17
 Hall, Dick.....1960
 Hall, Irv.....1943-46
 Halsey, Brad.....2006
 Hamilton, Dave.....1972-75,
 79-80
 Hamilton, Tom.....1952-53
 Hamlin, Ken.....1960
 Hamlin, Luke.....1944
 Hammel, Jason.....2014
 Hammond, Chris.....2004
 Hamner, Granny.....1962
 Hancken, Buddy.....1940

Hancock, Garry.....	1983-84	Hernandez, Fernando.....	2008	Husting, Bert.....	1902	Joseph, Corban.....	2019
Handley, Gene.....	1946-47	Hernandez, Ramon.....	1999-03	Huston, Warren.....	1937	Joseph, Rick.....	1964
Handrahan, Vern.....	1964, 66	Herrera, Jose.....	1995-96			Joyce, Bob.....	1939
Haney, Larry.....	1969-70, 72-76	Herridge, Troy.....	1956	I		Joyce, Dick.....	1965
Hankins, Jay.....	1961, 63	Herrmann, Chris.....	2019	Inge, Brandon.....	2012	Joyce, Matt.....	2017-18
Hanna, Preston.....	1982	Hershberger, Mike.....	1965-69	Irvin, Cole.....	2021	Jurak, Ed.....	1988
Hannahan, Jack.....	2007-09	Herzog, Whitey.....	1958-60	Isringhausen, Jason.....	1999-01	Justice, David.....	2002
Hannriffin, Jack.....	1906	Hesselbacher, George.....	1916	Iwamura, Aki.....	2010		
Harang, Aaron.....	2002-03	Heusser, Ed.....	1940			K	
Harden, Rich.....	2003-08, 11	Heving, Johnnie.....	1931-32	J		Ka'aihue, Kila.....	2012
Haren, Dan.....	2005-07	Hickman, Jesse.....	1965-66	Jablonski, Ray.....	1959-60	Kaiser, Jeff.....	1985
Harikkala, Tim.....	2005	Hicks, Brandon.....	2012	Jackson, Conor.....	2010-11	Kalahan, John.....	1903
Harkey, Mike.....	1995	Higgins, Pinky.....	1930, 33-36	Jackson, Edwin.....	2018	Kalfas, Bill.....	1937
Harper, Brian.....	1987, 95	High, Charlie.....	1919-20	Jackson, Joe.....	1908-09	Kaprielian, James.....	2020-21
Harper, Jack.....	1915	Hiljusz, Erik.....	2001-02	Jackson, Reggie.....	1967-75, 87	Karros, Eric.....	2004
Harper, Tommy.....	1975	Hill, Dave.....	1957	Jacobs, Spook.....	1954-56	Karsay, Steve.....	1993-94, 97, 06
Harrell, Slim.....	1912	Hill, Donnie.....	1983-86	Jacobson, Baby Doll.....	1927	Kazmir, Scott.....	2014-15
Harrelson, Ken.....	1963-67	Hill, Jesse.....	1937	Jacoby, Brook.....	1991	Kearney, Bob.....	1981-83
Harrington, Bill.....	1953, 55-56	Hill, Red.....	1917	Jaha, John.....	1999-01	Kearns, Teddy.....	1920
Harris, Bob.....	1942	Hill, Rich.....	2016	James, Justin.....	2010	Keefe, Dave.....	1917, 19-21
Harris, Bubba.....	1948-49, 51	Hilliges, Shawn.....	1992-93	Jamieson, Charlie.....	1917-18	Keegan, Ed.....	1961
Harris, Lum.....	1941-44, 46	Hilley, Ed.....	1903	Jarvis, Kevin.....	1999	Keen, Vic.....	1918
Harris, Reggie.....	1990-91	Hinch, A.J.....	1998-00	Jaso, John.....	2013-14	Keesey, Jim.....	1925, 30
Harris, Spencer.....	1930	Hitchcock, Billy.....	1950-52	Javier, Stan.....	1986-90, 94-95	Keisler, Randy.....	2006
Harrison, Josh.....	2021	Hoffman, Danny.....	1903-06	Jefferies, Daulton.....	2020-21	Kell, George.....	1943-46
Harrison, Tom.....	1965	Hogan, Willie.....	1911	Jenkins, Tom.....	1926	Kell, Skeeter.....	1952
Harriss, Slim.....	1920-26	Holborow, Wally.....	1948	Jennings, Doug.....	1988-91	Kellett, Al.....	1923
Hartsel, Topsy.....	1902-11	Holliday, Matt.....	2009	Jennings, Robin.....	2001	Kelley, Harry.....	1936-38
Harville, Chad.....	1999, 01, 03-04	Holmes, Chick.....	1918	Jensen, Willie.....	1914	Kelley, Shawn.....	2018
		Holmes, Jim.....	1906	Jimenez, D'Angelo.....	2006	Kellner, Alex.....	1948-58
Hassey, Ron.....	1988-90	Holt, Jim.....	1974-76	Jimenez, Manny.....	1962-64, 66	Kellner, Walt.....	1952-53
Hassler, Joe.....	1928-29	Holt, Red.....	1925	Jimenez, Miguel.....	1993-94	Kellogg, Al.....	1908
Hasson, Gene.....	1937-38	Holtz, Mike.....	2002	John, Tommy.....	1985	Kelly, Bill.....	1920
Hasty, Bob.....	1919-24	Holtzman, Ken.....	1972-75	Johns, Doug.....	1995-96	Kelly, Ren.....	1923
Hatcher, Chris.....	2017-18	Holzemer, Mark.....	1998	Johnson, Doug.....	1995-96	Kemp, Tony.....	2020-21
Hatteberg, Scott.....	2002-05	Honeycutt, Rick.....	1987-93, 95	Johnson, Bill.....	1916-17	Kendall, Jason.....	2005-07
Haight, Gary.....	1997	Hooks, Alex.....	1935	Johnson, Bob.....	1933-42	Kenna, Ed.....	1902
Hauser, Joe.....	1922-24, 26, 28	Hooper, Bob.....	1950-52	Johnson, Bob.....	1960, 69-70	Kennedy, Adam.....	2009
Hausmann, Clem.....	1949	Hooten, Leon.....	1974	Johnson, Cliff.....	1981-82	Kennedy, Joe.....	2005-07
Hawkins, Andy.....	1991	Hope, Sam.....	1907	Johnson, Dan.....	2005-08	Keough, Joe.....	1968
Hayden, Jack.....	1901	Hopkins, Don.....	1975-76	Johnson, Dane.....	1997	Keough, Matt.....	1977-83
Hayes, Frankie.....	1933-34, 36-42, 44-45	Horlen, Joe.....	1972	Johnson, Deron.....	1961-62, 73-74	Keriazakos, Gus.....	1955
Haynes, Jimmy.....	1997-99	Horsman, Vince.....	1992-94	Johnson, Hank.....	1936	Kern, Bill.....	1962
Healy, Ryon.....	2016-17	Horton, Willie.....	1978	Johnson, Hank.....	1936	Ketchum, Fred.....	1901
Healy, Thomas.....	1915-16	Hosley, Tim.....	1973-74, 76-78, 81	Johnson, Jim.....	2014	Ketchum, Gus.....	1922
Heath, Mike.....	1979-85	Host, Gene.....	1957	Johnson, Jing.....	1916-17, 19, 27-28	Kiefer, Steve.....	1984-85
Heaverlo, Dave.....	1978-79, 81	Houck, Byron.....	1912-14	Johnson, John Henry.....		Kiekhefer, Dean.....	2018
Heffner, Don.....	1943	House, Frank.....	1958-59		1978-79	Kielty, Bobby.....	2004-07
Hegan, Mike.....	1971-73	Houser, Ben.....	1910	Johnson, Ken.....	1958-61	Kiely, Leo.....	1960
Heim, Jonah.....	2020	Hovley, Steve.....	1970-71	Johnson, Mark.....	2003	Kilby, Brad.....	2009-10
Heimach, Fred.....	1920-26	Howard, Steve.....	1990	Johnson, Paul.....	1920-21	Kilkenny, Mike.....	1972-72
Heimueller, Gorman.....	1983-84	Howell, Jay.....	1985-87	Johnson, Rankin.....	1941	Killeen, Evans.....	1959
Heitmuller, Heinie.....	1909-10	Howitt, Dann.....	1989-92	Johnson, Roy.....	1918	King, Lee.....	1916
Held, Woodie.....	1957-58	Howser, Dick.....	1961-63	Johnson, Stan.....	1961	Kingery, Mike.....	1992
Helfand, Eric.....	1993-95	Hoyle, Tex.....	1952	Johnson, Walt.....	1917	Kingman, Brian.....	1979-82
Hemond, Scott.....	1989-94	Hoyt, Waite.....	1931	Johnson, Doc.....	1922	Kingman, Dave.....	1984-86
Henderson, Dave.....	1988-93	Hubbard, Glenn.....	1988-89	Johnstone, John.....	1973	Kinney, Dennis.....	1982
Henderson, Rickey.....	1979-84, 89-95, 98	Huckleberry, Earl.....	1935	Johnstone, John.....	1997	Kinney, Walt.....	1919-20, 23
Henderson, Steve.....	1985-87	Hudgens, Dave.....	1983-83	Jones, Doug.....	1999-00	Kircher, Mike.....	1919
Hendrick, George.....	1971-72	Hudson, Tim.....	1999-04	Jones, Gordon.....	1962	Kirk, Bill.....	1961
Hendriks, Liam.....	2016-20	Hughes, Luke.....	2012	Jones, Jeff.....	1980-84	Kirk, Tom.....	1947
Henley, Weldon.....	1903-05	Hulvey, Hank.....	1923	Jones, John.....	1923, 32	Kish, Ernie.....	1945
Herbert, Ray.....	1955, 58-61	Hundley, Nick.....	2019	Jones, Marcus.....	2000	Klein, Lou.....	1951
Heredia, Gil.....	1998-01	Hunter, Billy.....	1957-58	Joost, Eddie.....	1947-54	Klieman, Ed.....	1950
Hermida, Jeremy.....	2010	Hunter, Catfish.....	1965-74	Jorgensen, Mike.....	1977	Klimchuck, Lou.....	1958-61
		Husta, Carl.....	1925	Jose, Felix.....	1988-90	Klimkowski, Ron.....	1971
						Kline, Bob.....	1934

Klink, Joe.....	1990-91	Lasorda, Tommy.....	1956	Ludwick, Eric.....	1997	Matuzak, Harry.....	1934, 36
Klutts, Mickey.....	1979-82	La Stella, Tommy.....	2020	Lugo, Ruddy.....	2007	Mauro, Carmen.....	1953
Knerr, Lou.....	1945-46	Lau, Charlie.....	1963-64	Lumpe, Jerry.....	1959-63	Maxvill, Dal.....	1972-75
Knickerbocker, Austin.....	1947	Lauder, Billy.....	1901	Luzardo, Jesús.....	2019-21	Maxwell, Bert.....	1908
Knickerbocker, Bill.....	1942	Laureano, Ramón.....	2018-21	Lydy, Scott.....	1993	Maxwell, Bruce.....	2016-18
Knight, John.....	1905-07	Lauzerique, George.....	1967-69	Lysander, Rick.....	1980	Mayne, Brent.....	1997
Knott, Jack.....	1941-42, 46	Lavan, Doc.....	1913	M		Mayo, Eddie.....	1943
Knowles, Darold.....	1971-74	Lavarinway, Ryan.....	2017	Maas, Duke.....	1958	Mazzaro, Vin.....	2009-10
Knowlson, Tom.....	1915	Lavelle, Gary.....	1987	Mabry, John.....	2002	McAvoy, Wickey.....	1913-15, 17-19
Knowlton, Bill.....	1920	Law, Vance.....	1991	Macfarlane, Mike.....	1998-99	McBride, Matt.....	2016
Koch, Billy.....	2002	Lawrie, Brett.....	2015	Machin, Vimal.....	2020-21	McCahan, Bill.....	1946-49
Kolarek, Adam.....	2021	Lawry, Otis.....	1916-17	Mack, Earle.....	1910-11, 14	McCann, Emmett.....	1920-21
Kolloway, Don.....	1953	Laxton, Brett.....	1999	Mack, Shane.....	1998	McCarthy, Brandon.....	2011-12
Komine, Shane.....	2006-07	Leahy, Tom.....	1901	Mackenzie, Eric.....	1955	McCarty, David.....	2003
Komminsk, Brad.....	1991	Lear, Fred.....	1915	Mackenzie, Gordon.....	1961	McCatty, Steve.....	1977-85
Konopka, Bruce.....	1942-43, 46	LeBouveau, Bevo.....	1929	Mackiewicz, Felix.....	1941-43	McConnell, Sam.....	1915
Koonce, Graham.....	2003	Lehner, Paul.....	1950-51	Mackinson, John.....	1953	McCoskey, Barney.....	1946-48, 50-51
Kopf, Larry.....	1914-15	Lehr, Justin.....	2004	Madjeski, Ed.....	1932-34	McCovey, Willie.....	1976
Kopp, Merlin.....	1918-19	Leiper, Dave.....	1984, 86-87, 94-95	Madson, Ryan.....	2016-17	McCoy, Benny.....	1940-41
Kotsay, Mark.....	2004-07	Leitner, Dummy.....	1901	Magadan, Dave.....	1997-98	McCraab, Les.....	1939-42, 50
Kottaras, George.....	2012	LeMaster, Johnnie.....	1987	Maggert, Harl.....	1912	McCue, Frank.....	1922
Kouzmanoff, Kevin.....	2010-11	Lennon, Patrick.....	1997	Magnante, Mike.....	2000-02	McDermott, Mickey.....	1957, 61
Kozma, Pete.....	2021	Lennox, Ed.....	1906	Magnuson, Trystan.....	2011	McDevitt, Danny.....	1962
Krause, Harry.....	1908-12	Leon, Arnold.....	2015	Mahaffey, Roy.....	1930-35	McDonald, Hank.....	1931, 33
Krausse, Lew.....	1931-32	Leonard, Elmer.....	1911	Mahay, Ron.....	1999-00	McDonald, Jason.....	1997-99
Krausse, Lew.....	1961, 64-69	Leovich, John.....	1941	Mahon, Al.....	1930	McElwee, Lee.....	1916
Kravitz, Danny.....	1960	Leshler, Brian.....	1996-98	Mailho, Emil.....	1936	McFarland, T.J.....	2020
Kreevich, Mike.....	1942	Lester, Jon.....	2014	Mains, Jim.....	1943	McGee, Willie.....	1990
Kretlow, Lou.....	1956	Lewis, Allan.....	1967-70, 72-73	Majeski, Hank.....	1946-49, 51-52	McGeehan, Conny.....	1903
Krueger, Bill.....	1983-87	Lewis, Colby.....	2007	Mallonee, Ben.....	1921	McGhee, Bill.....	1944-45
Kryhoski, Dick.....	1955	Lewis, Darren.....	1990	Mallory, Sheldon.....	1977	McGhee, Ed.....	1953-54
Kubiak, Ted.....	1967-69, 72-75	Lewis, Richie.....	1997	Malone, Lew.....	1915-16	McGillen, John.....	1944
Kubinski, Tim.....	1997, 99	Lidle, Cory.....	2001-02	Manaea, Sean.....	2016-21	Mangual, Angel.....	1971-76
Kucab, Johnny.....	1950-52	Lieber, Dutch.....	1935-36	Manrique, Fred.....	1991	Manush, Frank.....	1908
Kucks, Johnny.....	1959-60	Liebardt, Glenn.....	1930	Manush, Frank.....	1908	Marchildon, Phil.....	1940-42, 45-49
Kuczynski, Bert.....	1943	Lillard, Bill.....	1939-40	Marcum, Johnny.....	1933-35	Maris, Roger.....	1958-59
Kull, John.....	1909	Lilly, Ted.....	2002-03	Markland, Gene.....	1950	Marquez, Gonzalo.....	1972-73
Kume, Mike.....	1955	Limmer, Lou.....	1951, 54	Marshall, Jay.....	2007, 09	Marshall, Jay.....	2007, 09
Kunkel, Bill.....	1961-62	Lindblad, Paul.....	1965-71, 73-76	Marte, Starling.....	2021	Marte, Starling.....	2021
Kutyna, Marty.....	1959-60	Lindblom, Josh.....	2014	Martin, Billy.....	1957	Martin, Billy.....	1957
L		Lindemann, Bob.....	1901	Martin, Cody.....	2015	Martin, Cody.....	2015
Laabs, Chet.....	1947	Lindstrom, Axel.....	1916	Martin, Doc.....	1908, 11-12	Martin, Doc.....	1908, 11-12
Lacey, Bob.....	1977-80	Lintz, Larry.....	1976-77	Martin, Morrie.....	1951-54	Martin, Morrie.....	1951-54
Lachemann, Marcel.....	1969-71	Lisenbee, Hod.....	1936	Martin, Pat.....	1919-20	Martin, Pat.....	1919-20
Lachemann, Rene.....	1965-66, 68	Littler, Jack.....	1952, 54-55	Martinez, Hector.....	1962-63	Martinez, Hector.....	1962-63
Ladendorf, Tyler.....	2015-16	Livingston, Paddy.....	1909-11	Martinez, Marty.....	1972	Martinez, Marty.....	1972
Lagger, Ed.....	1934	Loaiza, Esteban.....	2006-07	Martinez, Ted.....	1975	Martinez, Ted.....	1975
Lajoie, Nap.....	1901-02, 15-16	Lochhead, Harry.....	1901	Martini, Nick.....	2018-19	Martini, Nick.....	2018-19
Lamar, Bill.....	1924-27	Locker, Bob.....	1970-72	Martini, Wedo.....	1935	Martini, Wedo.....	1935
Lambo, Andrew.....	2016	Lockwood, Skip.....	1965	Martyn, Bob.....	1957-59	Martyn, Bob.....	1957-59
LaMarre, Ryan.....	2017	lodigiani, Dario.....	1938-40	Mashore, Damon.....	1996-97	Mashore, Damon.....	1996-97
Lamb, Jake.....	2020	Long, Lep.....	1911	Masters, Walt.....	1939	Masters, Walt.....	1939
Lamp, Dennis.....	1987	Long, Terrence.....	2000-03	Matarazzo, Len.....	1952	Matarazzo, Len.....	1952
Landis, Bill.....	1963	Loos, Pete.....	1901	Mathes, Joe.....	1912	Mathes, Joe.....	1912
Landis, Jim.....	1965	Lopes, Davey.....	1982-84	Mathews, Nelson.....	1964-65	Mathews, Nelson.....	1964-65
Langerhans, Ryan.....	2007	Lopez, Hector.....	1955-59	Mathews, T.J.....	1997-01	Mathews, T.J.....	1997-01
Langford, Rick.....	1977-86	Lord, Bris.....	1905-07, 10-12	Matos, Francisco.....	1994	Matos, Francisco.....	1994
Lanning, Red.....	1916	Lorraine, Andrew.....	1997	Matsui, Hideki.....	2011	Matsui, Hideki.....	2011
Lansford, Carney.....	1983-92	Lovrich, Pete.....	1963	Matthews, Wid.....	1923	Matthews, Wid.....	1923
Lapp, Jack.....	1908-15	Lovullo, Torey.....	1996	Mattox, Cloy.....	1929	Mattox, Cloy.....	1929
Larish, Jeff.....	2010	Lowrie, Jed 2013-14, 16-18, 21					
Larkin, Ed.....	1909	Lowry, Sam.....	1942-43				
Larsen, Don.....	1960-61	Luby, Hal.....	1936				
LaRoche, Andy.....	2011	Lucas, Josh.....	2018				
LaRussa, Tony.....	1963, 68-71	Lucroy, Jonathan.....	2018				

Meloan, John 2009
 Melton, Dave 1956-58
 Menecchio, Frank 1999-04
 Mengden, Daniel 2016-20
 Mercado, Orlando 1988
 Mercedes, Henry 1992-93
 Metro, Charlie 1944-45
 Metzler, Alex 1926
 Meyer, Billy 1916-17
 Meyer, Bob 1964
 Meyer, Dan 1982-85
 Meyer, Dan 2007-08
 Meyer, Russ 1959
 Meyer, Scott 1978
 Michaels, Cass 1952-53
 Miles, Carl 1940
 Miles, Dee 1939-42
 Miller, Bing 1922-26, 28-34
 Miller, Damian 2004
 Miller, Jai 2011
 Miller, Jim 2012
 Miller, Rudy 1929
 Milligan, Billy 1901
 Mills, Bill 1944
 Mills, Brad 2014-15
 Milone, Tommy 2012-14
 Mincher, Don 1970-72
 Miner, Ray 1921
 Minetto, Craig 1978-81
 Minor, Mike 2020
 Mitchell, Craig 1975-77
 Mitchell, Fred 1902
 Mitchell, Kevin 1998
 Mitchell, Paul 1976-77
 Mitterling, Ralph 1916
 Mohler, Mike 1993-98
 Molina, Izzy 1996-98
 Moll, Sam 2017, 21
 Monahan, Rinty 1953
 Monday, Rick 1966-71
 Montas, Frankie 2017-21
 Monteagudo, Aurelio 1963-66
 Montgomery, Steve 1996-97
 Montz, Luke 2013
 Mooneyham, Bill 1986
 Moore, Ferdie 1914
 Moore, Jimmy 1930-31
 Moore, Kelvin 1981-83
 Moore, Kerwin 1996
 Moore, Mike 1989-92
 Moore, Roy 1920-22
 Morales, Jose 1973
 Morales, Kendry's 2019
 Moran, Herbie 1908
 Moreland, Mitch 2021
 Morey, Dave 1913
 Morgan, Cy 1909-12
 Morgan, Joe 1959
 Morgan, Joe 1984
 Morgan, Mike 1978-79
 Morgan, Tom 1957
 Morris, Doyt 1937
 Morrisette, Bill 1915-16
 Morse, Bud 1929
 Mortensen, Clayton 2009-10
 Moscoso, Guillermo 2011

Moses, Wally 1935-41, 49-51
 Moss, Brandon 2012-14
 Moss, Charlie 1934-36
 Mossi, Don 1965
 Mujica, Edward 2015
 Mulder, Mark 2000-04
 Mullin, Jim 1904
 Munch, Jake 1918
 Muncy, Max 2015-16
 Munoz, Pedro 1996
 Munson, Eric 2009
 Mura, Steve 1985
 Murphy, Danny 1902-13
 Murphy, Donnie 2007-08
 Murphy, Dwayne 1978-87
 Murphy, Eddie 1912-15
 Murphy, Mike 1916
 Murphy, Morgan 1901
 Murphy, Sean 2019-21
 Murray, Joe 1950
 Murray, Larry 1977-79
 Murray, Ray 1951-53
 Murton, Matt 2008
 Myatt, Glenn 1920-21
 Myers, Elmer 1915-18
 Myers, Greg 2001-02
 Myers, Joseph 1905

N

Nabors, Jack 1915-17
 Nagel, Bill 1939
 Naktens, Pete 1936
 Nash, Jim 1966-69
 Naylor, Rollie 1917, 19-24
 Neal, Zach 2016-17
 Neel, Troy 1992-94
 Neill, Mike 1998
 Nelson, Gene 1987-92
 Nelson, Lynn 1937-39
 Nelson, Rob 1986-87
 Neshek, Pat 2012-13
 Nettles, Jim 1981
 Neu, Mike 2003
 Neuse, Sheldon 2019
 Newman, Jeff 1976-82
 Newsom, Bobo 1944-46, 52-53
 Newsome, Skeeter 1935-39
 Nicholls, Simon 1906-09
 Nicholson, Bill 1936
 Niemiec, Al 1936
 Nobao, Junior 1994
 Nolin, Sean 2015
 Noonan, Pete 1904
 Norberto, Jordan 2011-12
 Noren, Irv 1957
 Norman, Fred 1962-63
 Norris, Derek 2012-14
 Norris, Mike 1975-83, 90
 North, Billy 1973-78
 Nossek, Joe 1966-67, 69
 Noyes, Win 1917, 19
 Nuñez, Edwin 1993-94
 Nuñez, Renato 2016-17
 Nuxhall, Joe 1961

O

O'Brien, Charlie 1985
 O'Donoghue, John 1963-65
 O'Flaherty, Eric 2014-15
 O'Neill, Harry 1922-23
 O'Neill, Harry 1939
 Odom, Blue Moon 1964-75
 Ogden, Curly 1922-24
 Oglesby, Jim 1936
 Okajima, Hideki 2013
 Oldring, Rube 1906-16, 18
 Olivares, Omar 1999-00
 Olson, Matt 2016-21
 Ontiveros, Steve 1985-88, 94-95
 Oquist, Mike 1997-99
 Orf, Nate 2020
 Orr, Billy 1913-14
 Ortiz, Jose 2000-01
 Ortiz, Roberto 1950
 Orwoll, Ossie 1928-29
 Osinski, Dan 1962
 Osteen, Darrell 1970
 Oster, Bill 1954
 Otero, Dan 2013-15
 Otto, Dave 1987-90
 Outman, Josh 2008-09, 11
 Overton, Dillon 2016
 Owchinko, Bob 1981-82
 Owens, Jack 1935
 Ozmer, Doc 1923

P

Pagan, Emilio 2018
 Page, Mitchell 1977-83
 Page, Sam 1939
 Pagliaroni, Jim 1968-69
 Paige, Satchel 1965
 Palmer, Eddie 1917
 Palmisano, Joe 1931
 Panther, Jim 1971
 Paquette, Craig 1993-95
 Parisse, Tony 1943-44
 Parker, Ace 1937-38
 Parker, Dave 1988-89
 Parker, Jarrod 2012-13
 Parmelee, Roy 1939
 Parnham, Rube 1916-17
 Parrett, Jeff 1992
 Parrino, Andy 2013-15
 Parsons, Bill 1974
 Pate, Joe 1926-27
 Patterson, Daryl 1971
 Patterson, Eric 2008-10
 Patterson, Mike 1981
 Patton, Bill 1935
 Payton, Jay 2005-06
 Peck, Hal 1944-46
 Peerson, Jack 1935-36
 Peffer, Monte 1913
 Pena, Carlos 2002
 Pena, Orlando 1962-65
 Pena, Roberto 1970
 Pennington, Cliff 2008-12
 Pennock, Herb 1912-15
 Pepper, Bob 1915
 Perez, Antonio 2006

Perez, Marty 1977-78
 Perkins, Charlie 1930
 Perkins, Cy 1915, 17-30
 Perry, Jim 1975
 Perry, Scott 1918-21
 Peters, Rick 1983, 86
 Peters, Rusty 1936-38
 Peterson, Jim 1931, 33
 Peterson, Shane 2013
 Petit, Gregorio 2008-09
 Petit, Yusmeiro 2018-2021
 Pfister, Dan 1961-64
 Phegley, Josh 2015-19
 Phelps, Ken 1989-90
 Phillely, Dave 1951-53
 Phillips, Tony 1982-89, 99
 Phoenix, Steve 1994-95
 Piatt, Adam 2000-03
 Piatt, Wiley 1901
 Piazza, Mike 2007
 Picciolo, Rob 1977-82, 85
 Picinich, Val 1916-17
 Pick, Charlie 1916
 Pickering, Ollie 1903-04
 Pierce, Tony 1967-68
 Pierson, William 1918-19, 24
 Pignatano, Joe 1961
 Pilarcik, Al 1956, 61
 Pillion, Squiz 1915
 Pina, Horacio 1973
 Pinder, Chad 2016-21
 Pinnance, Ed 1903
 Pippin, Cotton 1939
 Piscotty, Stephen 2018-21
 Pisoni, Jim 1956-57
 Pitts, Gary 1974-75
 Pizarro, Juan 1969
 Pizarro, Eddie 1901-14
 Plantier, Phil 1996
 Plarski, Don 1955
 Pless, Rance 1956
 Plouffe, Trevor 2017
 Plunk, Eric 1986-89
 Polonia, Luis 1987-89
 Pomeranz, Drew 2014-15
 Poole, Jim 1925-27
 Poole, Ray 1941, 47
 Porter, Bo 2000
 Porter, Odie 1902
 Portocarrero, Arnie 1954-57
 Posada, Leo 1960-62
 Potter, Nels 1938-41, 48
 Powell, Boog 2017-18
 Powell, London 2009-11
 Power, Vic 1954-58
 Powers, Doc 1901-09
 Powers, Ike 1927-28
 Prescott, Bobby 1961
 Pridie, Jason 2015
 Prieto, Ariel 1995-98, 00
 Profar, Jurickson 2019
 Pruet, Jim 1944-45
 Puccinelli, George 1936
 Puk, A.J. 2019, 21
 Punto, Nick 2014
 Purcey, David 2011
 Putnam, Danny 2007

Q

Quinn, Jack 1925-30
 Quinn, Tad 1902-03
 Quinones, Luis 1983
 Quirk, Jamie 1989-92

R

Raczka, Mike 1992
 Raether, Hal 1954, 57
 Raines, Tim 1999
 Rainey, Chuck 1984
 Rakow, Ed 1961-63
 Ramirez, Carlos 2018
 Ramirez, Edwar 2010
 Ramirez, Erasmo 2007
 Ramirez, Milft 1979
 Randolph, Willie 1990
 Raschi, Vic 1955
 Rath, Morrie 1909-10
 Ratliff, Jon 2000
 Ray, Carl 1915-16
 Ready, Randy 1992
 Reames, Britt 2005
 Recker, Anthony 2011-12
 Reddick, Josh 2012-16
 Redman, Mark 2004
 Reed, Howie 1958-60
 Reineke, Chad 2009
 Reiss, Al 1932
 Reninger, Jim 1938-39
 Renko, Steve 1978
 Renna, Bill 1954-56
 Repoz, Roger 1966-67
 Resop, Anthony 2013
 Rettig, Otto 1922
 Revering, Todd 1992
 Reverting, Dave 1978-81
 Reyes, Carlos 1994-97
 Reynolds, Tommie 1963-65,
 69
 Rhodes, Arthur 2004
 Rhodes, Gordon 1936
 Richards, Paul 1935
 Richardson, Jack 1915-16
 Richardson, Ken 1942
 Richmond, Don 1941, 46-47
 Riconda, Harry 1923-24
 Rigby, Brad 1997, 99
 Righetti, Dave 1994
 Rijo, Jose 1985-87
 Riles, Ernest 1991
 Rincon, Ricardo 2002-05
 Rinker, Bob 1950
 Ripple, Jimmy 1943
 Rivera, Jim 1961
 Roark, Tanner 2019
 Roberts, Bip 1998
 Roberts, Ray 1919
 Robertson, Connor 2007
 Robertson, Jim 1954-55
 Robertson, Sherry 1952
 Robinson, Bruce 1978
 Robinson, Eddie 1953, 56
 Robinson, Floyd 1968
 Rochefort, Ben 1914
 Rodney, Fernando 2018-19
 Rodriguez, Fernando 2014-16

Rodriguez, Henry 2009-10
 Rodriguez, Rick 1986-87
 Rodriguez, Roberto 1967,
 70
 Roettger, Oscar 1932
 Rogers, Kenny 1998-99
 Rogers, Tom 1919
 Roland, Jim 1969-72
 Romberger, Dutch 1954
 Romo, Sergio 2021
 Rommel, Eddie 1920-32
 Roney, Matt 2006
 Roof, Phil 1966-69
 Rosales, Adam 2010-13, 17
 Rosar, Buddy 1945-49
 Rosario, Santiago 1965
 Rose, Mike 2004
 Rosenthal, Larry 1944-45
 Ross, Buck 1936-41
 Ross, Cody 2015
 Ross, Tyson 2010-12
 Roth, Braggo 1919
 Rothrock, Jack 1937
 Rose, Mike 2006
 Rowe, Harland 1916
 Rowland, Chuck 1923
 Roy, Emil 1933
 Rozeck, Dick 1953-54
 Rubeling, Al 1940-41
 Rudi, Joe 1967-76, 82
 Rullo, Joe 1943-44
 Russell, Jeff 1992
 Russell, Lefty 1910-12
 Rutner, Mickey 1947
 Ryan, Rob 2001
 Rzepczynski, Marc 2016

S

Saarloos, Kirk 2004-06, 08
 Saenz, Olmedo 1999-02
 Saffell, Tom 1955
 Sain, Johnny 1955
 Sakata, Lenn 1986
 Salmon, Roger 1912
 Salve, Gus 1908
 Samardzija, Jeff 2014
 Samcoff, Ed 1951
 Sanchez, Alejandro 1987
 Sanders, John 1965
 Sanders, Ken 1964, 66, 68
 Sanders, Scott 1990
 Sands, Charlie 1975
 Sandt, Tommy 1975-76
 Sanford, Jack 1967
 Sanguillen, Manny 1977
 Santangelo, F.P. 2001
 Santiago, Jose 1956
 Santiago, Jose 1963-65
 Sauerbeck, Scott 2006
 Saunders, Rusty 1927
 Sauteur, Rich 2000
 Savage, Bob 1942, 46-48
 Savery, Joe 2014
 Sax, Steve 1994
 Schaefer, Jeff 1994
 Schang, Wally 1913-17, 30
 Schauer, Rube 1917

Scheer, Heinie 1922-23
 Scheib, Carl 1943-45, 47-54
 Schelle, Jim 1939
 Schillings, Red 1922
 Schlitter, Brian 2019
 Schlitzer, Biff 1908-09
 Schreckengost, Ossee
 1902-08
 Schumann, Hack 1906
 Schuster, Patrick 2016
 Schwartz, Randy 1965-66
 Schwindel, Frank 2021
 Schypinski, Jerry 1955
 Scott, Dick 1989
 Scott, Rodney 1977
 Scribner, Evan 2012-15
 Scutaro, Marco 2004-07
 Segui, Diego 1962-68,
 70-72
 Seibold, Socks 1915-17, 19
 Seitzer, Kevin 1993
 Semien, Marcus 2015-20
 Service, Scott 2000
 Sexton, Jimmy 1981-82
 Seybold, Socks 1901-08
 Shamsky, Art 1972
 Shanner, Bill 1920
 Shannon, Red 1917-21
 Shantz, Billy 1954-55
 Shantz, Bobby 1949-56
 Sharman, Ralph 1917
 Shaughnessy, Shag 1908
 Shaver, Jeff 1988
 Shaw, Bob 1961
 Shaw, Don 1972
 Shawkey, Bob 1913-15
 Shea, Red 1918
 Shean, Dave 1906
 Sheehan, Tom 1915-16
 Sheets, Ben 2010
 Sheldon, Rollie 1965-66
 Sheldon, Scott 1997
 Sherling, Ed 1924
 Sherman, Joe 1915
 Shirley, Tex 1941-42
 Shoemaker, Charlie
 1961-62, 64
 Shores, Bill 1928-31
 Show, Eric 1991
 Siebert, Norm 1960-63
 Siebert, Dick 1938-45
 Siebert, Sonny 1975
 Sierra, Ruben 1992-95
 Sigafos, Frank 1926
 Sima, Al 1954
 Simmons, Al 1924-32,
 40-41, 44
 Simpson, Harry 1955-59
 Sinatra, Matt 1987-88
 Singleton, Chris 2003
 Sizemore, Scott 2011, 13
 Skaff, Frank 1943
 Skizas, Lou 1956-57
 Slappey, John 1920
 Slaughter, Enos 1955-56
 Sleater, Lou 1955
 Slusarski, Joe 1991-93

Small, Aaron 1996-98
 Small, Jim 1958
 Smith, Burch 2020-21
 Smith, Chad 2015
 Smith, Chris 2016-17
 Smith, Dave 1938-39
 Smith, Eddie 1936-39
 Smith, Greg 2008
 Smith, Hal 1956-59
 Smith, Harry 1901
 Smith, Josh 2017
 Smith, Mark 1983
 Smith, Mayo 1945
 Smith, Red 1925
 Smith, Seth 2012-13
 Smith, Syd 1908
 Smithberg, Roger 1993-94
 Smolinski, Jake 2015-18
 Snelling, Chris 2007
 Snyder, Bernie 1935
 Snyder, Brian 1989
 Snyder, Russ 1959-60
 Sogard, Eric 2010-15
 Soria, Joakim 2019-20
 Sorensen, Lary 1984
 Sosa, Elias 1978
 Soto, Geovany 2014
 Souza, Mark 1980
 Sparks, Steve 2003
 Speaker, Tris 1928
 Spencer, Jim 1981-82
 Sperry, Stan 1938
 Spicer, Bob 1955-56
 Spiezio, Scott 1996-99
 Sprague, Ed 1968-69
 Sprague, Ed 1998
 Springer, Russ 2009
 Stafford, Bill 1966-67
 Staggs, Steve 1978
 Stahl, Larry 1964-66
 Stainback, Tuck 1946
 Stairs, Matt 1996-00
 Staley, Gerry 1961
 Staller, George 1943
 Stanley, Fred 1981-82
 Stanley, Mike 2000
 Steelman, Farmer 1901-02
 Stein, Blake 1998-99
 Stein, Irv 1932
 Steinbach, Terry 1986-96
 Stellbauer, Bill 1916
 Stephens, Gene 1961-62
 Stewart, Bill 1955
 Stewart, Dave 1986-92, 95
 Stewart, Shannon 2007
 Stock, Wes 1964-67
 Stokes, Art 1925
 Stone, Ron 1966
 Stottlemire, Todd 1995
 Straily, Dan 2012-14
 Strand, Paul 1924
 Street, Huston 2005-08
 Strunk, Amos 1908-17,
 19-20, 24
 Sturdivant, Tom 1959, 63-64
 Sturgis, Dean 1914
 Styles, Lena 1919-21

Suarez, Ken..... 1966-67
 Suder, Pete..... 1941-43, 46-55
 Sullivan, Haywood..... 1961-63
 Sullivan, Jim..... 1921-22
 Summa, Homer..... 1929-30
 Summers, Champ..... 1974
 Surkamp, Eric..... 2016
 Sutton, Don..... 1985
 Sutton, Larry..... 2002
 Suzuki, Kurt..... 2007-12, 13
 Sveum, Dale..... 1993
 Sweeney, Buck..... 1914
 Sweeney, Mike..... 2008
 Sweeney, Ryan..... 2008-11
 Swift, Bob..... 1942-43
 Swisher, Nick..... 2004-07

T

Tabb, Jerry..... 1977-78
 Taff, John..... 1913
 Talbot, Fred..... 1965-66, 69-70
 Talton, Tim..... 1966-67
 Tam, Jeff..... 2000-02
 Tartabull, Danny..... 1995
 Tartabull, Jose..... 1962-66,
 69-70
 Taylor, Arlas..... 1921
 Taylor, Beau..... 2018-19
 Taylor, Billy..... 1994, 96-99
 Taylor, Harry..... 1957
 Taylor, Joe..... 1954
 Taylor, Michael..... 2011-13
 Tejada, Miguel..... 1997-03
 Telgheder, Dave..... 1996-98
 Tellmann, Tom..... 1985
 Tenace, Gene..... 1969-76
 Terry, Ralph..... 1957-59, 66
 Terwilliger, Wayne..... 1959-60
 Tettleton, Mickey..... 1984-87
 Thies, Dave..... 1963
 Thomas, Bud..... 1937-39
 Thomas, Charles..... 2005
 Thomas, Frank..... 2006, 08
 Thomas, Fred..... 1919-20
 Thomas, Ira..... 1909-15
 Thomas, Kite..... 1952-53
 Thomasson, Gary..... 1978
 Thompson, Harry..... 1919
 Thompson, Kevin..... 2007
 Thompson, Rich..... 2012
 Thompson, Shag..... 1914-16
 Thompson, Tim..... 1956-57
 Thompson, Trayce..... 2018
 Thrasher, Buck..... 1916-17
 Throneberry, Marv..... 1960-61
 Tillman, Rusty..... 1986
 Tipton, Eric..... 1939-41
 Tipton, Joe..... 1950-52
 Tobin, Pat..... 1941
 Todd, Jim..... 1975-76, 79
 Todt, Phil..... 1931
 Tolleson, Steve..... 2010
 Tom, Ka'ai..... 2021
 Tomaneck, Dick..... 1958-59
 Tomberlin, Andy..... 1995
 Tomko, Brett..... 2009
 Tompkins, Ron..... 1965

Toppin, Rupe..... 1962
 Torrealba, Pablo..... 1977
 Torrez, Mike..... 1976-77, 84
 Tovar, Cesar..... 1975-76
 Treinen, Blake..... 2017-19
 Trice, Bob..... 1953-55
 Trillo, Cesar..... 1975-76
 Triggs, Andrew..... 2016-18
 Trigo, Manny..... 1973-74
 Trivino, Lou..... 2018-21
 Trowbridge, Bob..... 1960
 Trucks, Virgil..... 1957-58
 Tsitouris, John..... 1958-60
 Turbeville, George..... 1935-37
 Turner, Terry..... 1919
 Turner, Tink..... 1915
 Tuttle, Bill..... 1958-61
 Tyack, Jim..... 1943
 Tyrone, Jim..... 1977

U

Umbarger, Jim..... 1977
 Underwood, Tom..... 1981-83
 Upchurch, Woody..... 1935-36
 Upton, Bill..... 1954
 Urban, Jack..... 1957-58

V

Valdez, Cesar..... 2017
 Valdez, Mario..... 2000-01
 Valencia, Danny..... 2015-16
 Valo, Elmer..... 1940-43, 46-56
 Van Brabant, Ozzie..... 1954-55
 Van Poppel, Todd..... 1991,
 93-96
 Vaughan, Porter..... 1940-41,
 46
 Vaughn, Roy..... 1934
 Veach, Al..... 1935
 Velandia, Jorge..... 1998-00
 Velarde, Randy..... 1999-00, 02
 Venafro, Mike..... 2002
 Venditte, Pat..... 2015
 Vickers, Rube..... 1907-09
 Virgil, Ozzie..... 1961
 Vizcaino, Luis..... 1999-01
 Vogt, Stephen..... 2013-17
 Voigt, Jack..... 1998
 Von Ohlen, Dave..... 1986-87
 Vosberg, Ed..... 1994
 Voss, Bill..... 1972

W

Waddell, Rube..... 1902-07
 Wagner, Hal..... 1937-44
 Wagner, Mark..... 1984
 Wagner, Neil..... 2011
 Wahl, Bobby..... 2017
 Wahl, Kermit..... 1950-51
 Walberg, Rube..... 1923-33
 Walker, Frank..... 1920-21
 Walker, Jerry..... 1961-62
 Walker, Johnny..... 1919-21
 Walker, Tilly..... 1918-23
 Walker, Todd..... 2007
 Walker, Tom..... 1902
 Wallaesa, Jack..... 1940, 42, 46
 Walling, Denny..... 1975-76

Wallis, Joe..... 1978-79
 Walsh, Jimmy..... 1912-16
 Walton, Bruce..... 1991-92
 Wambsganss, Bill..... 1926
 Wang, Wei-Chung..... 2019
 Ward, Preston..... 1958-59
 Warren, Mike..... 1983-85
 Warstler, Rabbit..... 1934-36
 Wasdin, John..... 1995-96
 Washington, Claudell.....
 1974-76
 Washington, Herb..... 1974-75
 Waslewski, Gary..... 1972
 Watlington, Neal..... 1953
 Watson, Matt..... 2005, 10
 Watson, Mule..... 1918-19
 Weaver, Harry..... 1915-16
 Webb, Skeeter..... 1948
 Webster, Ray..... 1967-69, 71
 Weeks, Jemile..... 2011-13
 Weems, Jordan..... 2020-21
 Weiss, Walt..... 1987-92
 Welaj, Johnny..... 1943
 Welch, Bob..... 1988-94
 Welch, Frank..... 1919-26
 Wellman, Bob..... 1948, 50
 Wells, Casper..... 2013
 Wendelken, J.B..... 2016, 18-21
 Wendle, Joey..... 2016-17
 Wengert, Don..... 1995-97
 Werber, Billy..... 1937-38
 Wetzel, Buzz..... 1927
 Wheat, Lee..... 1954-55
 Wheat, Zack..... 1927
 Wheaton, Woody..... 1943-44
 White, Don..... 1948-49
 White, Jo-Jo..... 1943-44
 Whittaker, Walt..... 1916
 Wickersham, Dave..... 1960-63
 Wilhelm, Spider..... 1953
 Wilkins, Bobby..... 1944-45
 Willard, Jerry..... 1986-87
 Williams, Al..... 1937-38
 Williams, Billy..... 1975-76
 Williams, Dib..... 1930-35
 Williams, Dick..... 1959-60
 Williams, Don..... 1962
 Williams, Earl..... 1977
 Williams, George..... 1964
 Williams, George..... 1995-97
 Williams, Mark..... 1977
 Williams, Marsh..... 1916
 Willingham, Josh..... 2011
 Willis, Dale..... 1963
 Willis, Lefty..... 1925-27
 Wilshere, Whitey..... 1934-36
 Wilson, Bill..... 1954-55
 Wilson, Highball..... 1902
 Wilson, Jack..... 1934
 Wilson, Jacob..... 2021
 Wilson, Jim..... 1949
 Wilson, Tom..... 2001
 Wilson, Willie..... 1991-92
 Wiltse, Snake..... 1901-02
 Windhorn, Gordie..... 1962
 Windsor, Jason..... 2006
 Wingo, Al..... 1919

Wingo, Ed..... 1920
 Winston, Hank..... 1933
 Wirth, Alan..... 1978-80
 Witasick, Jay..... 1996-98; 05-07
 Witmeyer, Ron..... 1991
 Witt, Bobby..... 1992-94
 Witt, Whitey..... 1916-17, 19-21
 Wojciechowski, Steve.....
 1995-97
 Wojcik, John..... 1962-64
 Wolf, Lefty..... 1921
 Wolf, Ross..... 2010
 Wolfe, Chuck..... 1923
 Wolff, Roger..... 1941-43
 Womack, Dooley..... 1970
 Wood, Doc..... 1923
 Wood, Jason..... 1998
 Wood, Mike..... 2003
 Woodard, Darrell..... 1978
 Woods, Gary..... 1976
 Worden, Fred..... 1914
 Worrell, Tim..... 1998-99
 Wortham, Rich..... 1983
 Wright, Ed..... 1952
 Wright, Taffy..... 1949
 Wuertz, Michael..... 2009-11
 Wyatt, John..... 1961-66, 69
 Wyckoff, Weldon..... 1913-16
 Wyse, Hank..... 1950-51

Y

Yabu, Keiichi..... 2005
 Yankowski, George..... 1942
 Yarrison, Rube..... 1922
 Yerkes, Carroll..... 1927-29
 York, Lefty..... 1919
 York, Rudy..... 1948
 Yoter, Elmer..... 1921
 Young, Chris..... 2013
 Young, Curt..... 1983-91, 93
 Young, Ernie..... 1994-97
 Young, Matt..... 1989
 Young, Ralph..... 1922
 Yount, Eddie..... 1937

Z

Zachary, Tom..... 1918
 Zapustas, Joe..... 1933
 Zernial, Gus..... 1951-57
 Ziegler, Brad..... 2008-11
 Zinn, Jimmy..... 1919
 Zito, Barry..... 2000-06, 15
 Zobrist, Ben..... 2015
 Zoldak, Sam..... 1951-52

OAKLAND A'S COACHES

Adair, Jerry.....	1972-74	Hale, Chip.....	2012-14, 17	McNamara, John.....	1968-69	Scarsone, Steve.....	2017
Aldrete, Mike.....	2015-21	Hofman, Bob... ..	1969-70, 74-78	Metro, Charlie.....	1982	Schaefer, Bob.....	2007
Alejo, Bob.....	1996-97	Hoscheit, Vern.....	1969-74	Mitterwald, George.....	1979-82	Schoendienst, Red.....	1977-78
Alston, Garvin.....	2017	Hudgens, Dave.....	1999, 03-05	Moore, Jackie.....	1981-84	Schueler, Ron.....	1983-84
Bosley, Thad.....	1999-03	Jackson, Reggie.....	1991	Monchak, Al.....	1976	Skaalen, Jim.....	2009-10
Boyer, Clete.....	1980-85	Jensen, Marcus.....	2015-21	Newman, Jeff.....	1986	Skinner, Joel.....	2011
Burleson, Rick.....	1991	Jones, Gary.....	1998	Noren, Irv.....	1971-74	Speier, Chris.....	2004
Bush, Darren.....	2013-21	Kotsay, Mark.....	2016-21	Nottle, Ed.....	1983	Stange, Lee.....	1977-79
Christenson, Ryan.....	2018-21	Kusnyer, Art.....	1989-95	Paul, Mike.....	1987-88	Steverson, Todd.....	2009-10
Cluck, Bob.....	1996-97	Lachemann, Rene.....	1987-92,	Pedrique, Al.....	2018-20	Stock, Wes.....	1973-76, 84-86
Davis, Chili.....	2012-14		05-07	Perry, Gerald.....	2006, 11	Van Burklee, Ty.....	2007-08
DeFrancisco, Tony.....	2008	Lansford, Carney.....	1994-95	Peterson, Rick.....	1998-03	Wakamatsu, Don.....	2008
Didier, Bob.....	1984-86	Lau, Charlie.....	1970	Plaza, Ron.....	1986	Waller, Tye.....	2007-15
DiMaggio, Joe.....	1968-69	Lefebvre, Jim.....	1987-88, 94-95	Posedel, Bill.....	1968-72	Walling, Denny.....	1996-98
Dyer, Duffy.....	1996-98	Lollar, Sherm.....	1968-69	Prieto, Ariel.....	2012-14	Walls, Lee.....	1979-82
Duncan, Dave.....	1986-95	Lonnett, Joe.....	1976	Quade, Mike.....	2000-02	Washington, Ron.....	1996-06;
Emerson, Scott.....	2015-21	Lumpe, Jerry.....	1971	Rader, Doug.....	1992		15-16
Ermer, Cal.....	1977	Luzinski, Greg.....	1993	Rettenmund, Merv.....	1989-90	Watson, Bob.....	1986-88
Fischer, Brad.....	1996-07	Macha, Ken.....	1999-02	Reynolds, Tommie.....	1989-95	Williams, Billy.....	1983-85
Fowler, Art.....	1980-82	Martins, Eric.....	2020-21	Rodriguez, Rick.....	2011-12	Williams, Matt.....	2018-19
Francona, Terry.....	2003	Maxvill, Dal.....	1975	Romanick, Ron.....	2008-11	Winkles, Bobby.....	1974-75
Gallego, Mike.....	2009-15	McKay, Dave.....	1984-95	Rudi, Joe.....	1986-87	Young, Curt.....	2004-10; 12-17
Geren, Bob.....	2003-06	McKeon, Jack.....	1978	Saul, Jim.....	1979		

MOST RECENT TRADES WITH EACH TEAM

Arizona	July 31, 2017	Acquired minor league P Jefferson Mejia for IF Adam Rosales
Atlanta	July 2, 2015	Acquired P Cody Martin for international bonus slot 53
Baltimore	Nov. 22, 2017	Acquired a PTBNL (minor league P Jake Bray on Dec. 19) for OF Jaycob Brugman
Boston	Aug. 23, 2017	Acquired minor league OF Rafael Rincones for OF Rajai Davis
Chicago-AL	April 19, 2018	Acquired cash or a PTBNL for OF Trayce Thompson
Chicago-NL	July 26, 2021	Acquired P Andrew Chafin and cash for minor league OF Greg Deichmann and minor league P Daniel Palencia
Cincinnati	July 31, 2019	Acquired P Tanner Roark and cash for minor league OF Jameson Hannah
Cleveland	Aug. 31, 2016	Acquired minor league P Colt Hynes for OF Coco Crisp and cash
Colorado	Aug. 16, 2017	Acquired P Sam Moll for a PTBNL or cash
Detroit	Aug. 6, 2018	Acquired P Mike Fiers for two PTBNL (minor league P Nolan Blackwood on Aug. 18 and minor league P Logan Shore on Sept. 19)
Houston	Nov. 25, 2015	Acquired IF Jed Lowrie for minor league P Brendan McCurry
Kansas City	July 27, 2019	Acquired P Jake Diekman for minor league P Ismael Aquino and minor league OF Dairon Blanco
Los Angeles-AL	Aug. 28, 2020	Acquired IF Tommy La Stella for IF Franklin Barreto
Los Angeles-NL	Feb. 12, 2021	Acquired P Adam Kolarek and minor league OF Cody Thomas for IF Sheldon Neuse and minor league P Gus Varland
Miami	July 28, 2021	Acquired OF Starling Marte with cash for P Jesús Luzardo
Milwaukee	Sept. 3, 2018	Acquired P Aaron Brooks for cash
Minnesota	Aug. 9, 2018	Acquired P Fernando Rodney for minor league P Dakota Chalmers
New York-AL	May 14, 2019	Acquired a PTBNL or cash for IF Kendrys Morales and cash
New York-NL	July 21, 2018	Acquired P Jeury's Familia for minor league P Bobby Wahl, minor league IF Will Toffey and \$1,000,000 international slot money
Philadelphia	Jan. 30, 2021	Acquired P Cole Irvin for cash considerations
Pittsburgh	Feb. 24, 2021	Acquired cash for OF Dustin Fowler
St. Louis	March 31, 2017	Acquired P Josh Lucas for minor league P Casey Meisner
San Diego	June 30, 2020	Acquired a PTBNL (minor league OF Junior Perez on Nov. 5) for IF Jorge Mateo
San Francisco	May 5, 2021	Acquired OF Skye Bolt for cash considerations
Seattle	Nov. 15, 2017	Acquired P Emilio Pagán and minor league IF Alexander Campos for IF/DH Ryon Healy
Tampa Bay	Nov. 19, 2021	Acquired P Brent Honeywell for cash considerations
Texas	Feb. 6, 2021	Acquired SS Elvis Andrus, C Aramis Garcia and cash for DH Khris Davis, C Jonah Heim and minor league P Dane Acker
Toronto	March 27, 2019	Acquired IF Kendrys Morales for minor league IF Jesus Lopez and international slot money
Washington	July 30, 2021	Acquired C Yan Gomes and IF Josh Harrison with cash for minor league Ps Richard Gueasch and Seth Shuman and minor league C Drew Millas

OAKLAND A'S & SAN FRANCISCO GIANTS

There have been a total of 101 players who have played for both the Oakland Athletics and San Francisco Giants. Here is an alphabetical listing of those players.

Player	A's	Giants	Player	A's	Giants	Player	A's	Giants
Fernando Abad	2014-15	2019	Cory Gearrin	2018	2015-18	Marty Perez	1977-78	1976
Jeremy Accardo	2012	2005-06	Dan Giese	2009	2007	Yusmeiro Petit	2018-21	2012-15
Mike Aldrete	1993-95	1986-88	Rich Gossage	1992-93	1989	Drew Pomeranz	2014-15	2019
Gary Alexander	1978	1975-77	Grant Green	2013	2016	Luis Quinones	1983	1986
Felipe Alou	1970-71	1958-63	Jose Guillen	2003	2010	Dave Righetti	1994	1991-93
Jesus Alou	1973-74	1963-68	Dave Heaverlo	1978-79; 1975-77		Ernest Riles	1991	1988-90
Matty Alou	1972	1960-65		1981		Rick Rodriguez	1986-87	1990
Dusty Baker	1985-86	1984	Dave Henderson	1988-93	1987	Sergio Romo	2021	2008-16
Bill Bathe	1986	1989-90	Gil Heredia	1998-01	1991-92	Cody Ross	2015	2010-11
Travis Blackley	2012	2007; 12	Brandon Hicks	2012	2014	Jeff Samardzija	2014	2016-20
Vida Blue	1969-77	1978-81; 1985-86	Tim Hudson	1999-04	2014-15	Alejandro Sanchez	1987	1984
			Nick Hundley	2019	2017-18	Scott Sanderson	1990	1993
Skye Bolt	2019, 21	2021	Stan Javier	1986-90; 1996-99		F.P. Santangelo	2001	1999
Ollie Brown	1972	1965-68		94-95		Marco Scutaro	2004-07	2012-14
Orlando Cabrera	2009	2011	John Johnstone	1997	1997-2000	Scott Service	2000	1995
Trevor Cahill	2009-11; 2020		Corban Joseph	2019	2019	Burch Smith	2020-21	2019
	18		Ed Jurak	1988	1989	Lary Sorensen	1984	1988
Ernie Camacho	1980	1989-90	Scott Kazmir	2014-15	2021	Elias Sosa	1978	1972-74
Santiago Casilla	2004-09; 2010-16		Bob Kearney	1981-83	1979	Champ Summers	1974	1982-83
	2018		Mike Kingery	1992	1990-91	Eric Surkamp	2016	2011, 13
Alberto Castillo	2005	2003	Brian Kingman	1979-82	1983	Miguel Tejada	1997-03	2011
Orlando Cepeda	1972	1958-66	Dave Kingman	1984-86	1971-74	Gary Thomasson	1978	1972-77
Doug Clark	2006	2005	Brad Komminsk	1991	1990	Rusty Tillman	1986	1988
Joe Coleman	1977-78	1979	Bob Lacey	1977-80	1984	Brett Tomko	2009	2004-05
John D'Acquisto	1982	1973-76	Tommy La Stella	2020	2021	Andrew Triggs	2016-18	2020
Rajai Davis	2008-10; 2007-08		Gary Lavelle	1987	1974-84	Manny Trillo	1973-74	1984-85
	2017		Johnnie LeMaster	1987	1975-85	Pat Venditte	2015	2019
Kelly Downs	1992-93	1986-92	Darren Lewis	1990	1991-95	Stephen Vogt	2013-17	2019
Ray Durham	2002	2003-08	Brent Mayne	1997	1998-99	Ed Vosberg	1994	1990
Randy Elliott	1980	1977	Vin Mazzaro	2009-10	2016	Jay Witasick	1996-98; 2002	
Alan Embree	2007-08	1999-2001	David McCarty	2003	1995-96		2005-07	
Keith Foulke	2003; 2008	1997	Willie McCovey	1976	1959-73; 1977-80	Tim Worrell	1998-99	2001-03; 06
	2008							
Tito Fuentes	1978	1965-67; 1969-74	Willie McGee	1990	1991-94	Keiichi Yabu	2005	2008
			Kevin Mitchell	1998	1987-91	Barry Zito	2000-06; 2007-13	15
Aramis Garcia	2021	2018-19	Joe Morgan	1984	1981-82			
Phil Garner	1973-76	1988	Guillermo Moscoso	2011	2013			
Chad Gaudin	2006-08; 2010		Bill North	1973-78	1979-81			
	2010		Dan Otero	2013-15	2012			

TRADES BETWEEN THE OAKLAND A'S AND SAN FRANCISCO GIANTS

Date	A's Acquire	In Exchange For
May 5, 2021	OF Skye Bolt	Cash
Feb. 15, 2020	LHP Burch Smith	Cash
Dec. 4, 1990	IF Ernie Riles	OF Darren Lewis PTBNL (Minor League P Pedro Pena on Dec. 17)
Mar. 24, 1985	OF Dusty Baker	C Dan Winters Minor League P Ed Puikunas
Mar. 15, 1978	C Gary Alexander P Dave Heaverlo P Phil Huffman P John Henry Johnson OF Gary Thomasson P Alan Wirth PTBNL (\$\$ Mario Guerrero on April 7) Cash considerations	LHP Vida Blue

*only includes deals with at least one 40-man roster player



2021 American League Most Valuable Player
Shohei Ohtani

OPPONENTS

BALTIMORE ORIOLES



American League East
 Oriole Park at Camden Yards
 333 W. Camden Street
 Baltimore, MD 21201
Switchboard: (410) 547-6100
Press Box: (410) 547-6257
Media Relations: (410) 547-6150
Media Relations FAX: (410) 547-6272

Chairman of the Board/Chief Executive Officer..... John Angelos
 Executive Vice President & General Manager.....Mike Elias
 Manager.....Brandon Hyde
 131-254 (3 seasons)
 Director, Public Relations.....Katie Krause (410) 547-6159
 Baseball Communications Assistant.....Liam Davis (410) 547-3467
 Manager, Team Travel.....Spenser Clark
 Stadium.....Oriole Park at Camden Yards
 Capacity / Opened.....44,487 / 1992

SERIES FACTS

Longest A's Winning Streak: 9, May 5, 2008-August 10, 2009
 Longest Orioles Winning Streak: 13, August 14, 1977-April 27, 1979
 Last A's Series Sweep at Oakland (3 games): June 17-19, 2019
 Last A's Series Sweep at Oakland (4 games): August 23-26, 2004
 Last A's Series Sweep at Baltimore (3 games): August 16-18, 2004
 Last A's Series Sweep at Baltimore (4 games): August 26-29, 2005
 Last Orioles Series Sweep at Oakland (3 games): August 15-17, 2005
 Last Orioles Series Sweep at Oakland (4 games): May 22-25, 1987
 Last Orioles Series Sweep at Baltimore (3 games): June 6-8, 2011
 Last Orioles Series Sweep at Baltimore (4 games): August 14-17, 2015
 Most Runs in a Game by Oakland: 16, June 18, 2019 (16-2)
 Most Runs in a Game by Baltimore: 18 (twice), last: August 16, 2015 (18-2)
 Widest Margin of Victory by Oakland: 15, August 30, 2001 (15-0)
 Widest Margin of Victory by Baltimore: 16, August 16, 2015 (18-2)

SERIES BREAKDOWN

	W	L	PCT.
PHI vs. Brewers (1901)	14	6	.700
PHI vs. Browns (1902-53)	606	513	.542
PHI vs. Orioles (1954)	12	10	.545
KC vs. Orioles (1955-67)	104	151	.408
OAK vs. Orioles (1968-2021)	277	270	.506
Totals	1013	950	.516
at the Coliseum	140	137	.505
at Camden Yards	70	59	.543

2022 SCHEDULE

Dates	Site	Times
April 18-21	OAK	6:40, 6:40, 6:40, 12:37
Sept. 2-4	BAL	4:05, 4:05, 10:05

2021 RECAP

Date	H-A	W-L	Score	Winner	Loser
4/23	A	W	3-1	Irvin	López
4/24	A	W	7-2	Bassitt	LeBlanc
4/25	A	L	1-8	Means	Luzardo
4/30	H	L	2-3	Means	Fiers
5/1	H	L	4-8	Harvey	Luzardo
5/2	H	W	7-5	Petit	Lakins
Totals	3-3	24-27			

YEAR-BY-YEAR SERIES RESULTS

Year	Home	Road	Totals	Year	Home	Road	Totals	Year	Home	Road	Totals
1968	6-4	3-5	9-9	1986	5-3	2-2	7-5	2004	4-0	3-0	7-0
1969	3-3	1-5	4-8	1987	2-4	3-3	5-7	2005	0-3	6-1	6-4
1970	3-3	2-4	5-7	1988	4-2	4-2	8-4	2006	2-1	2-1	4-2
1971	2-4	2-3	4-7	1989	5-1	2-4	7-5	2007	1-2	3-2	4-4
1972	1-5	5-1	6-6	1990	3-3	5-1	8-4	2008	3-0	2-0	5-0
1973	3-3	4-2	7-5	1991	4-2	5-1	9-3	2009	3-0	2-1	5-1
1974	2-4	4-2	6-6	1992	1-5	5-1	6-6	2010	3-1	4-2	7-3
1975	5-1	3-3	8-4	1993	1-5	1-5	2-10	2011	5-1	0-3	5-4
1976	4-2	4-2	8-4	1994	3-3	2-4	5-7	2012	2-1	3-3	5-4
1977	0-5	2-3	2-8	1995	3-3	4-2	7-5	2013	1-3	1-2	2-5
1978	0-6	0-5	0-11	1996	2-5	2-4	4-9	2014	2-1	2-1	4-2
1979	2-4	2-4	4-8	1997	1-5	2-3	3-8	2015	1-2	0-4	1-6
1980	2-4	3-3	5-7	1998	1-4	2-4	3-8	2016	3-1	1-2	4-3
1981	3-3	2-4	5-7	1999	4-2	3-3	7-5	2017	2-2	1-2	3-4
1982	3-3	2-4	5-7	2000	4-2	4-2	8-4	2018	3-0	2-1	5-1
1983	3-3	1-5	4-8	2001	4-2	3-0	7-2	2019	3-0	3-1	6-1
1984	2-4	4-2	6-6	2002	1-2	4-2	5-4	2021	1-2	2-1	3-3
1985	3-3	2-4	5-7	2003	6-0	1-2	7-2	Totals	140-137	137-133	277-270

BOSTON RED SOX



American League East
 Fenway Park
 4 Jersey Street
 Boston, MA 02215-3496
Switchboard: (617) 226-6000
Press Box: (617) 226-6732
Media Relations: (617) 226-6613
Media Relations FAX: (617) 226-6613

Principal Owner John Henry
 Chairman Tom Werner
 President/CEO Sam Kennedy
 Chief Baseball Officer Chaim Bloom
 Manager Alex Cora
 284-202 (3 seasons)
 Dir., Baseball Communications & Media Relations.. Abby Murphy (617) 939-6896
 Dir., Baseball Communications & Media Relations..... Justin Long (413) 695-5456
 Director, Team Travel Mark Cacciatore
 Stadium Fenway Park
 Capacity / Opened 37,755 (night); 37,305 (day) / 1912

SERIES FACTS

Longest A's Winning Streak: 8, May 1-September 2, 2012
 Longest Red Sox Winning Streak: 11, July 10, 1993-April 28, 1994
 Last A's Series Sweep at Oakland (3 games): August 31-Sept. 2, 2012
 Last A's Series Sweep at Oakland (4 games): None
 Last A's Series Sweep at Boston (3 games): September 3-5, 1990
 Last A's Series Sweep at Boston (4 games): August 10-12, 1971
 Last Red Sox Series Sweep at Oakland (3 games): September 6-8, 2004
 Last Red Sox Series Sweep at Oakland (4 games): August 4-7, 1977
 Last Red Sox Series Sweep at Boston (3 games): April 29-May 1, 2019
 Last Red Sox Series Sweep at Boston (4 games): July 22-25, 1993
 Most Runs in a Game by Oakland: 21, June 14, 1969 (21-7)
 Most Runs in a Game by Boston: 16 (three times), last: September 2, 2016 (16-2)
 Widest Margin of Victory by Oakland: 18, August 31, 2012 (20-2)
 Widest Margin of Victory by Boston: 14, September 2, 2016 (16-2)

YEAR-BY-YEAR SERIES RESULTS

Year	Home	Road	Totals	Year	Home	Road	Totals	Year	Home	Road	Totals
1968	6-3	4-5	10-8	1987	5-1	3-3	8-4	2006	4-2	3-1	7-3
1969	4-2	4-2	8-4	1988	6-0	3-3	9-3	2007	3-1	1-3	4-4
1970	4-2	1-5	5-7	1989	4-2	1-5	5-7	2008	4-3*	0-3	4-6
1971	4-2	5-1	9-3	1990	4-2	4-2	8-4	2009	2-1	3-4	5-5
1972	1-5	2-4	3-9	1991	2-4	2-4	4-8	2010	4-2	1-2	5-4
1973	3-3	5-1	8-4	1992	4-2	3-3	7-5	2011	1-1	1-5	2-6
1974	2-4	2-4	4-8	1993	2-4	1-5	3-9	2012	6-0	2-1	8-1
1975	4-2	2-4	6-6	1994	1-5	2-4	3-9	2013	2-1	1-2	3-3
1976	5-1	3-3	8-4	1995	2-5	2-3	4-8	2014	3-1	1-2	4-3
1977	2-4	1-4	3-8	1996	4-2	1-6	5-8	2015	1-2	0-3	1-5
1978	3-2	2-3	5-5	1997	3-3	1-4	4-7	2016	1-2	0-3	1-5
1979	2-4	1-5	3-9	1998	1-4	1-5	2-9	2017	3-1	1-2	4-3
1980	2-4	1-5	3-9	1999	4-2	2-2	6-4	2018	2-1	2-1	4-2
1981	4-2	1-5	5-7	2000	2-2	3-3	5-5	2019	3-1	0-3	3-4
1982	4-2	0-6	4-8	2001	4-2	1-2	5-4	2021	1-2	2-1	3-3
1983	2-4	2-4	4-8	2002	0-3	3-3	3-6	Totals	152-126*	98-177	250-303
1984	3-3	2-4	5-7	2003	2-2	2-1	4-3				
1985	2-4	2-4	4-8	2004	0-3	1-5	1-8				
1986	3-3	2-4	5-7	2005	2-1	2-5	4-6				

*includes 1-1 in Tokyo, Japan

SERIES BREAKDOWN

	W	L	PCT.
PHI vs. Red Sox (1901-54)	533	632	.458
KC vs. Red Sox (1955-67)	109	149	.422
OAK vs. Red Sox (1968-2021)	250	303	.452
Totals	892	1084	.451
at the Coliseum	151	125	.547
at Fenway Park (since 1968)	98	177	.356

2022 SCHEDULE

Dates	Site	Times
June 3-5	OAK	6:40, 1:07, 1:07
June 14-16	BOS	4:10, 4:10, 10:10

2021 RECAP

Date	H-A	W-L	Score	Winner	Losers
5/11	A	W	3-2	Bassitt	Hernández
5/12	A	W	4-1	Kaprielian	Rodríguez
5/13	A	L	1-8	Richards	Manaea
7/2	H	L	2-3	Barnes	Trivino
7/3	H	W	7-6	Wendelken	Andriese
7/4	H	L	0-1	Pivetta	Kaprielian
Totals		3-3	17-21		

CHICAGO WHITE SOX



American League Central
Guaranteed Rate Field
333 West 35th Street
Chicago, IL 60616

Switchboard: (312) 674-1000

Press Box: (312) 674-5190

Media Relations: (312) 674-5300

Media Relations FAX: (312) 674-5847

Chairman Jerry Reinsdorf
Senior Vice President/General Manager Rick Hahn
Manager Tony La Russa

2821-2434 (34 seasons)

615-579 (9 seasons with Chicago-AL)

Senior Vice President, Communications Scott Reifert (312) 674-5302

Senior Director, Media Relations Bob Beghtol (312) 674-5303

Assistant Director, Media Relations Ray Garcia (312) 674-5306

Director of Team Travel Ed Cassin (312) 674-5296

Stadium Guaranteed Rate Field

Capacity / Opened 40,615 / 1991

SERIES FACTS

Longest A's Winning Streak: 11, June 20-September 7, 1970
Longest White Sox Winning Streak: 9, August 1, 1996-August 5, 1997
Last A's Series Sweep at Oakland (3 games): July 12-14, 2019
Last A's Series Sweep at Oakland (4 games): August 5-8, 1999
Last A's Series Sweep at Chicago (3 games): June 23-25, 2017
Last A's Series Sweep at Chicago (4 games): May 22-24, 1970
Last White Sox Series Sweep at Oakland (3 games): May 15-17, 2015
Last White Sox Series Sweep at Oakland (4 games): September 24-27, 1987
Last White Sox Series Sweep at Chicago (3 games): May 22-24, 2006
Last White Sox Series Sweep at Chicago (4 games): May 8-11, 1997
Most Runs in a Game by Oakland: 17, September 15, 2015 (17-6)
Most Runs in a Game by Chicago: 17 (twice), last: September 23, 1992 (17-6)
Widest Margin of Victory by Oakland: 15, April 27, 2002 (16-1)
Widest Margin of Victory by Chicago: 16, October 3, 1987 (17-1)

SERIES BREAKDOWN

	W	L	PCT.
PHI vs. White Sox (1901-54)	585	589	.498
KC vs. White Sox (1955-67)	92	166	.357
OAK vs. White Sox (1968-2021)	320	294	.521
Totals	997	1049	.487
at the Coliseum	169	139	.549
at Guaranteed Rate Field	69	67	.507

2022 SCHEDULE

Dates	Site	Times
July 29-31	CWS	5:10, 4:15, 11:10
Sept. 8-11	OAK	6:40, 6:40, 1:07, 1:07

2021 RECAP

Date	H-A	W-L	Score	Winner	Loser
8/16	A	L	2-5	Keuchel	Montas
8/17	A	L	0-9	López	Bassitt
8/18	A	L	2-3	Crochet	Blackburn
8/19	A	W	5-4	Irvin	Kopecch
9/7	H	L	3-6	Lambert	Puk
9/8	H	W	5-1	Montas	Keuchel
9/9	H	W	3-1	Manaea	López
Totals		3-4	20-29		

YEAR-BY-YEAR SERIES RESULTS

Year	Home	Road	Totals	Year	Home	Road	Totals	Year	Home	Road	Totals
1968	4-5	4-5	8-10	1986	4-2	2-5	6-7	2004	5-1	2-1	7-2
1969	6-3	4-5	10-8	1987	3-4	1-5	4-9	2005	4-2	3-0	7-2
1970	7-2	9-0	16-2	1988	3-3	5-2	8-5	2006	3-0	0-3	3-3
1971	1-8	6-3	7-11	1989	4-3	4-2	8-5	2007	4-2	1-2	5-4
1972	6-3	2-4	8-7	1990	1-5	4-3	5-8	2008	1-2	3-3	4-5
1973	6-3	6-3	12-6	1991	4-3	2-4	6-7	2009	1-2	4-2	5-4
1974	7-2	4-5	11-7	1992	4-2	4-3	8-5	2010	4-2	1-2	5-4
1975	6-3	3-6	9-9	1993	3-4	3-3	6-7	2011	1-2	3-4	4-6
1976	6-3	3-5	9-8	1994	1-5	2-1	3-6	2012	2-1	1-2	3-3
1977	3-5	2-5	5-10	1995	3-3	2-4	5-7	2013	3-0	2-2	5-2
1978	3-4	5-3	8-7	1996	2-4	5-1	7-5	2014	2-1	1-3	3-4
1979	3-4	1-5	4-9	1997	1-4	2-4	3-8	2015	0-3	2-2	2-5
1980	3-3	4-3	7-6	1998	3-2	4-2	7-4	2016	1-3	1-2	2-5
1981	2-5	4-2	6-7	1999	4-0	3-3	7-3	2017	2-1	3-0	5-1
1982	1-5	3-4	4-9	2000	2-4	1-2	3-6	2018	3-0	2-2	5-2
1983	4-3	1-5	5-8	2001	3-0	5-1	8-1	2019	3-0	2-1	5-1
1984	4-2	3-4	7-6	2002	6-0	1-2	7-2	2021	2-1	1-3	3-4
1985	3-4	2-4	5-8	2003	2-1	3-3	5-4	Totals	169-139	151-155	320-294

CLEVELAND GUARDIANS



American League Central
Progressive Field

2401 Ontario Street
Cleveland, OH 44115

Switchboard: (216) 420-4200

Press Box: (216) 420-4654

Media Relations: (216) 420-4380

Media Relations FAX: (216) 420-4430

Chairman & Chief Executive Officer.....Paul J. Dolan

President, Baseball OperationsChris Antonetti

General Manager.....Mike Chernoff

ManagerTerry Francona

1782-1516 (21 seasons)

753-601 (9 seasons with Cleveland)

Director, Baseball Information & Player Relations.....Bart Swain (216) 420-4386

Director, Communications & Player Relations ...Court Berry-Tripp (216) 420-4391

Director of Team Travel.....Mike Seghi (216) 420-4303

Stadium.....Progressive Field

Capacity / Opened34,830 / 1994

SERIES FACTS

Longest A's Winning Streak: 10, July 31, 1971-August 18, 1972

Longest Indians Winning Streak: 13, May 27, 1994-July 23, 1995

Last A's Series Sweep at Oakland (3 games): July 14-16, 2017

Last A's Series Sweep at Oakland (4 games): September 17-20, 2009

Last A's Series Sweep at Cleveland (3 games): August 10-12, 2021

Last A's Series Sweep at Cleveland (4 games): August 27-30, 2012

Last Indians Series Sweep at Oakland (3 games): April 10-12, 2000

Last Indians Series Sweep at Oakland (4 games): April 26-29, 1999

Last Indians Series Sweep at Cleveland (3 games): July 29-31, 2016

Last Indians Series Sweep at Cleveland (4 games): May 6-9, 2013

Most Runs in a Game by Oakland: 17 (twice), last: August 12, 2021 (17-0)

Most Runs in a Game by Cleveland: 20, May 4, 1991 (20-6)

Widest Margin of Victory by Oakland: 17, August 12, 2021 (17-0)

Widest Margin of Victory by Cleveland: 14, May 4, 1991 (20-6)

SERIES BREAKDOWN

	W	L	PCT.
PHI vs. Indians (1901-54)	529	642	.452
KC vs. Indians (1955-67)	106	151	.412
OAK vs. Indians (1968-2021)	287	244	.541
Totals	922	1037	.471
at the Coliseum	151	108	.583
at Progressive Field	51	67	.432

2022 SCHEDULE

Dates	Site	Times
April 29-May 1	OAK	6:40, 1:07, 1:07
June 9-12	CLE	4:10, 4:10, 1:10, 10:10

2021 RECAP

Date	H-A	W-L	Score	Winner	Loser
7/16	H	W	5-4	Romo	Clase
7/17	H	L	2-3	Quantrill	Montas
7/18	H	L	2-4	Plesac	Bassitt
8/10	A	W	4-3	Trivino	Wittgren
8/11	A	W	6-3	Diekmann	Sandlin
8/12	A	W	17-0	Bassitt	Morgan
Totals	4-2	36-17			

YEAR-BY-YEAR SERIES RESULTS

Year	Home	Road	Totals	Year	Home	Road	Totals	Year	Home	Road	Totals
1968	7-2	5-4	12-6	1986	2-4	0-6	2-10	2004	2-1	1-5	3-6
1969	3-3	4-2	7-5	1987	4-2	4-2	8-4	2005	2-1	1-5	3-6
1970	3-3	2-4	5-7	1988	5-1	3-3	8-4	2006	4-2	2-1	6-3
1971	4-2	4-2	8-4	1989	4-2	6-0	10-2	2007	2-1	2-5	4-6
1972	6-0	4-2	10-2	1990	5-1	3-3	8-4	2008	2-1	2-4	4-5
1973	5-1	4-2	9-3	1991	3-3	4-2	7-5	2009	4-0	1-2	5-2
1974	4-2	3-3	7-5	1992	3-3	3-3	6-6	2010	2-1	4-2	6-3
1975	5-1	5-1	10-2	1993	2-4	2-4	4-8	2011	1-2	1-3	2-5
1976	4-2	4-2	8-4	1994	0-3	0-3	0-6	2012	4-2	4-0	8-2
1977	1-4	2-3	3-7	1995	0-3	0-4	0-7	2013	2-1	0-4	2-5
1978	3-2	3-3	6-4	1996	4-2	2-4	6-6	2014	1-2	3-0	4-2
1979	3-3	1-5	4-8	1997	2-3	2-4	4-7	2015	2-2	2-1	4-3
1980	4-2	2-4	6-6	1998	4-1	4-2	8-3	2016	2-1	0-3	2-4
1981	1-1	1-2	2-3	1999	1-5	1-5	2-10	2017	3-0	1-3	4-3
1982	3-3	5-1	8-4	2000	3-3	3-3	6-6	2018	2-1	2-1	4-2
1983	1-5	4-2	5-7	2001	1-3	2-1	3-4	2019	2-1	3-0	5-1
1984	2-4	3-3	5-7	2002	1-2	4-0	5-2	2021	1-2	3-0	4-2
1985	5-1	4-2	9-3	2003	5-1	1-2	6-3	Totals	151-108	136-136	287-244

DETROIT TIGERS



American League Central
Comerica Park
2100 Woodward Avenue
Detroit, MI 48201
Switchboard: (313) 471-2000
Press Box: (313) 471-2103, 2104
Media Relations: (313) 471-2000
Media Relations FAX: (313) 471-2138

President and CEO, Ilitch Holdings, Inc. Christopher Ilitch
Exec. Vice President of Baseball Operations and General Manager Al Avila
Manager AJ Hinch
647-537 (8 years)
77-85 (1 season with Detroit)

Vice President, Communications Ron Colangelo (313) 471-2092
Director, Communications Chad Crunk (313) 471-2092
Manager, Communications Ben Fidelman (313) 471-2227
Director, Team Travel Brian Britten (313) 471-2276
Stadium Comerica Park
Capacity / Opened 41,083 / 2000

SERIES FACTS

Longest A's Winning Streak: 16, May 6, 2017 to May 19, 2019
Longest Tigers Winning Streak: 7, September 14, 1997-August 14, 1998
Last A's Series Sweep at Oakland (3 games): August 3-5, 2018
Last A's Series Sweep at Oakland (4 games): April 15-18, 2021
Last A's Series Sweep at Detroit (3 games): September 18-20, 2017
Last A's Series Sweep at Detroit (4 games): May 16-19, 2019
Last Tigers Series Sweep at Oakland (3 games): None
Last Tigers Series Sweep at Oakland (4 games): None
Last Tigers Series Sweep at Detroit (3 games): June 30-July 2, 2014
Last Tigers Series Sweep at Detroit (4 games): August 10-12, 1965
Most Runs in a Game by Oakland: 17, May 16, 2019 (17-3)
Most Runs in a Game by Detroit: 20, April 13, 1993 (20-4)
Widest Margin of Victory by Oakland: 14, May 16, 2019 (17-3)
Widest Margin of Victory by Detroit: 16, April 13, 1993 (20-4)

SERIES BREAKDOWN

	W	L	PCT.
PHI vs. Tigers (1901-54)	562	601	.483
KC vs. Tigers (1955-67)	106	152	.411
OAK vs. Tigers (1968-2021)	276	249	.526
Totals	944	1002	.485
at the Coliseum	151	112	.574
at Comerica Park	47	29	.618

2022 SCHEDULE

Dates	Site	Times
April 4-6	OAK	6:40, 6:40, 12:37
May 9-12	DET	4:10, 4:10, 4:10, 10:10

2021 RECAP

Date	H-A	W-L	Score	Winner	Loser
4/15	H	W	8-4	Manaea	Skubal
4/16	H	W	3-0	Montas	Ureña
4/17	H	W	7-0	Irvin	Mize
4/18	H	W	3-2	Trivino	Soto
8/31	A	W	9-3	Guerra	Skubal
9/1	A	L	6-8	Jiménez	Puk
9/2	A	W	8-6	Montas	Manning
Totals	6-1	44-23			

YEAR-BY-YEAR SERIES RESULTS

Year	Home	Road	Totals	Year	Home	Road	Totals	Year	Home	Road	Totals
1968	3-6	2-7	5-13	1987	4-2	3-3	7-5	2006	3-3	1-2	4-5
1969	3-3	2-4	5-7	1988	4-2	4-2	8-4	2007	4-2	2-2	6-4
1970	3-3	3-3	6-6	1989	4-2	4-2	8-4	2008	3-0	3-3	6-3
1971	4-2	4-2	8-4	1990	4-2	2-4	6-6	2009	4-2	0-3	4-5
1972	4-2	4-2	8-4	1991	4-2	4-2	8-4	2010	0-2	3-1	3-3
1973	4-2	1-5	5-7	1992	4-2	2-4	6-6	2011	4-4	1-1	5-5
1974	3-3	4-2	7-5	1993	3-3	1-5	4-8	2012	2-2	1-2	3-4
1975	2-4	4-2	6-6	1994	3-0	1-5	4-5	2013	1-2	3-1	4-3
1976	4-2	2-4	6-6	1995	2-0	1-2	3-2	2014	2-2	0-3	2-5
1977	3-2	2-3	5-5	1996	3-3*	5-1	8-4	2015	1-2	3-0	4-2
1978	2-3	2-3	4-6	1997	2-4	2-3	4-7	2016	2-1	1-3	3-4
1979	2-4	3-3	5-7	1998	3-3	1-4	4-7	2017	2-1	3-0	5-1
1980	4-2	2-4	6-6	1999	2-2	4-2	6-4	2018	3-0	4-0	7-0
1981	2-1	0-0	2-1	2000	3-3	1-3	4-6	2019	2-1	4-0	6-1
1982	2-4	1-5	3-9	2001	2-1	4-0	6-1	2021	4-0	2-1	6-1
1983	4-2	2-4	6-6	2002	3-1	3-0	6-1	Totals	153-114*	123-135	276-249
1984	3-3	0-6	3-9	2003	2-1	4-2	6-3				
1985	2-4	2-4	4-8	2004	3-3	2-1	5-4				
1986	4-2	2-4	6-6	2005	3-0	2-1	5-1				

*includes 2-2 in Las Vegas

HOUSTON ASTROS



American League West
Minute Maid Park
501 Crawford St.
Houston, TX 77002
Switchboard: (713) 259-8000
Press Box: (713) 259-8574
Media Relations: (713) 259-8900
Media Relations FAX: (713) 259-8025

Owner & Chairman.....Jim Crane
General Manager.....James Click
Manager.....Dusty Baker
1987-1734 (24 seasons)
124-98 (2 seasons with Houston)
Vice President, Communications Gene Dias (713) 259-8985
Senior Manager, Communications Steve Grande (713) 447-2774
Stadium.....Minute Maid Park
Capacity / Opened41,168 / 2000

SERIES FACTS

Longest A's Winning Streak: 12, June 13, 2007-July 22, 2013
Longest Astros Winning Streak: 10, July 20, 2016 to April 28, 2017
Last A's Series Sweep at Oakland (3 games): September 24-26, 2021
Last A's Series Sweep at Oakland (4 games): September 8-10, 2017
Last A's Series Sweep at Houston (3 games): May 24-26, 2013
Last A's Series Sweep at Houston (4 games): None
Last Astros Series Sweep at Oakland (3 games): May 31-June 2, 2019
Last Astros Series Sweep at Oakland (4 games): April 1-4, 2021
Last Astros Series Sweep at Houston (3 games): April 5-7, 2019
Last Astros Series Sweep at Houston (4 games): None
Most Runs in a Game by Oakland: 21, September 10, 2019 (21-7)
Most Runs in a Game by Houston: 16, May 7, 2018 (16-2)
Widest Margin of Victory by Oakland: 14, September 10, 2019 (21-7)
Widest Margin of Victory by Houston: 15, September 9, 2019 (15-0)

SERIES BREAKDOWN

	W	L	PCT.
OAK vs. Astros (2002-2021)	83	85	.494
Totals	83	85	.494
at the Coliseum	46	41	.529
at Minute Maid Park	37	44	.457

2022 SCHEDULE

Dates	Site	Times
May 30-June 1	OAK	1:07, 6:40, 12:37
July 8-10	OAK	6:40, 1:07, 1:07
July 15-17	HOU	5:10, 1:10, 11:10
July 25-27	OAK	6:40, 6:40, 12:37
Aug. 12-14	HOU	5:10, 4:10, 11:10
Sept. 15-18	HOU	5:10, 4:10, 11:10

2021 RECAP

Date	H-A	W-L	Score	Winner	Loser
4/1	H	L	1-8	Greinke	Bassitt
4/2	H	L	5-9	Abreu	Luzardo
4/3	H	L	1-9	McCullers	Irvin
4/4	H	L	2-9	Bielak	Manaea
4/8	A	L	2-6	Javier	Irvin
4/9	A	W	6-2	Petit	Abreu
4/10	A	W	7-3	Montas	Urquidy
5/18	H	W	6-5	Petit	Abreu
5/19	H	L	1-8	Greinke	Montas
5/20	H	L	4-8	Garcia	Irvin
7/6	A	L	6-9	Abreu	Wendelken
7/7	A	L	3-4	Taylor	Manaea
7/8	A	W	2-1	Montas	McCullers
9/24	H	W	14-2	Montas	Bielak
9/25	H	W	2-1	Chafin	Pressly
9/26	H	W	4-3	Trivino	Staneke
10/1	A	W	8-6	Manaea	Váldez
10/2	A	L	4-10	Maton	Blackburn
10/3	A	L	6-7	Taylor	Trivino
Totals			8-11 84-110		

YEAR-BY-YEAR SERIES RESULTS

Year	Home	Road	Totals	Year	Home	Road	Totals	Year	Home	Road	Totals
2002	3-0	0-0	3-0	2015	5-5	4-5	9-10	2019	4-5	4-6	8-11
2007	0-0	2-1	2-1	2016	4-5	2-8	6-13	2020	7-1	0-2	7-3
2013	7-3	8-1	15-4	2017	4-6	3-6	7-12	2021	4-6	4-5	8-11
2014	6-3	5-5	11-8	2018	2-7	5-5	7-12	Totals	46-41	37-44	83-85

KANSAS CITY ROYALS



American League Central
 Kauffman Stadium
 1 Royal Way
 Kansas City, MO 64129
 Switchboard: (816) 921-8000
 Press Box: (816) 504-4391, 4392
 Media Relations: (816) 504-4362, 4368, 4369
 Media Relations FAX: (816) 921-5775

Chairman and CEOJohn Sherman
 Senior Vice President – Baseball Operations/GM..... J.J. Picollo
 ManagerMike Matheny
 691-596 (9 seasons)
 100-122 (2 seasons with Kansas City)
 Vice President, CommunicationsSam Mellinger (816) 504-4715
 Director, Media Relations.....Nick Kappel (816) 504-4362
 Assistant Director, Media RelationsIan Kraft (816) 504-4367
 Vice President, Major League Team Operations.....Jeff Davenport (816) 504-4755
 StadiumKauffman Stadium
 Capacity / Opened37,903 / 1973

SERIES FACTS

Longest A's Winning Streak: 10, May 31, 2003-May 23, 2004
 Longest Royals Winning Streak: 8, September 4, 1978-June 18, 1979
 Last A's Series Sweep at Oakland (3 games): May 17-19, 2013
 Last A's Series Sweep at Oakland (4 games): September 26-28, 1977
 Last A's Series Sweep at Kansas City (3 games): July 16-18, 2010
 Last A's Series Sweep at Kansas City (4 games): September 12-15, 2016
 Last Royals Series Sweep at Oakland (3 games): June 26-28, 2015
 Last Royals Series Sweep at Oakland (4 games): None
 Last Royals Series Sweep at Kansas City (3 games): Sept. 2-4, 2008
 Last Royals Series Sweep at Kansas City (4 games): August 1-4, 1994
 Most Runs in a Game by Oakland: 21, June 18, 2000 (21-3)
 Most Runs in a Game by Kansas City: 16 (seven times), last: September 14, 1998
 (16-6)
 Widest Margin of Victory by Oakland: 18, June 18, 2000 (21-3)
 Widest Margin of Victory by Kansas City: 16, June 25, 1984 (16-0)

SERIES BREAKDOWN

	W	L	PCT.
OAK vs. Royals (1969-2021)	332	269	.552
Total	332	269	.552
at the Coliseum	180	120	.600
at Kauffman Stadium	132	133	.498

2022 SCHEDULE

Dates	Site	Times
June 17-19	OAK	6:40, 1:07, 1:07
June 24-26	KC	5:10, 1:10, 11:10

2021 RECAP

Date	H-A	W-L	Score	Winner	Loser
6/10	H	L	1-6	Minor	Montas
6/11	H	W	4-3	Trivino	Barlow
6/12	H	W	11-2	Kaprielian	Kowar
6/13	H	W	6-3	Bassitt	Bubic
9/14	A	L	7-10	Brentz	Petit
9/15	A	W	12-10	Manaea	Hernández
9/16	A	W	7-2	Blackburn	Lynch
Totals	5-2	48-36			

YEAR-BY-YEAR SERIES RESULTS

Year	Home	Road	Totals	Year	Home	Road	Totals	Year	Home	Road	Totals
1969	4-5	6-3	10-8	1987	3-4	5-1	8-5	2005	1-2	3-0	4-2
1970	7-2	4-5	11-7	1988	2-4	3-4	5-8	2006	1-2	4-2	5-4
1971	7-2	6-3	13-5	1989	4-3	2-4	6-7	2007	2-5	2-1	4-6
1972	7-2	4-5	11-7	1990	5-1	4-3	9-4	2008	3-3	0-3	3-6
1973	6-3	4-5	10-8	1991	4-3	3-3	7-6	2009	4-1	2-1	6-2
1974	7-2	3-6	10-8	1992	5-1	4-3	9-4	2010	2-1	4-2	6-3
1975	8-1	3-6	11-7	1993	5-2	2-4	7-6	2011	3-3	2-1	5-4
1976	5-4	4-5	9-9	1994	1-2	2-5	3-7	2012	2-1	2-4	4-5
1977	5-3	1-6	6-9	1995	3-4	5-1	8-5	2013	3-0	2-1	5-1
1978	3-4	2-6	5-10	1996	5-1	2-4	7-5	2014	1-2	1-3	2-5
1979	3-4	1-5	4-9	1997	3-2	5-1	8-3	2015	0-3	1-2	1-5
1980	4-2	3-4	7-6	1998	3-3	1-4	4-7	2016	2-1	4-0	6-1
1981	1-2	2-1	3-3	1999	5-1	1-5	6-6	2017	1-2	2-1	3-3
1982	3-3	3-4	6-7	2000	3-3	5-1	8-4	2018	3-1	2-1	5-2
1983	4-3	2-4	6-7	2001	2-1	4-2	6-3	2019	2-1	3-1	5-2
1984	4-2	4-3	8-5	2002	5-1	3-0	8-1	2021	3-1	2-1	5-2
1985	3-4	2-4	5-8	2003	2-1	5-1	7-2	Totals	180-120	152-149	332-269
1986	2-4	3-4	5-8	2004	4-2	3-0	7-2				

LOS ANGELES ANGELS



American League West
 Angel Stadium
 2000 Gene Autry Way
 Anaheim, CA 92806
Switchboard: (714) 940-2000
Press Box: (714) 940-2705
Media Relations: (714) 940-2014
Media Relations FAX: (714) 940-2205

Owner..... Arte and Carole Moreno
Chairman..... Dennis Kuhl
General Manager..... Perry Minasian
Manager..... Joe Maddon
 1355-1187 (18 seasons)
 130-143 (4 seasons with Los Angeles)
Director, Communications..... Adam Chodsko (714) 940-2128
Senior Manager, Communications..... Matt Birch (714) 940-2092
Traveling Secretary..... Tom Taylor (714) 940-2016
Stadium..... Angel Stadium
Capacity / Opened..... 45,517 / 1966

SERIES FACTS

Longest A's Winning Streak: 10 (twice), last: April 26, 1991-April 20, 1992
Longest Angels Winning Streak: 12, Sept. 18, 1996-Sept. 17, 1997
Last A's Series Sweep at Oakland (3 games): June 14-16, 2021
Last A's Series Sweep at Oakland (4 games): April 18-20, 1980
Last A's Series Sweep at Los Angeles (3 games): September 17-19, 2021
Last A's Series Sweep at Los Angeles (4 games): October 4-7, 2001
Last Angels Series Sweep at Oakland (3 games): April 11-13, 2016
Last Angels Series Sweep at Oakland (4 games): July 10-13, 1997
Last Angels Series Sweep at Los Angeles (3 games): August 28-30, 2017
Last Angels Series Sweep at Los Angeles (4 games): August 28-31, 2014
Most Runs in a Game by Oakland: 21, September 20, 2018 (21-3)
Most Runs in a Game by Los Angeles: 17, July 4, 1979 (17-6)
Widest Margin of Victory by Oakland: 18, September 20, 2018 (21-3)
Widest Margin of Victory by Los Angeles: 13, April 21, 2015 (14-1)

SERIES BREAKDOWN

	W	L	PCT.
KC vs. Angels (1961-67)	49	77	.389
OAK vs. Angels (1968-2021)	471	390	.547
Totals	520	467	.527
at the Coliseum	247	184	.573
at Angel Stadium (since 1968)	224	206	.521

2022 SCHEDULE

Dates	Site	Times
March 31-April 3	OAK	7:07, 6:40, 1:07, 1:07
May 13-15	OAK	6:40, 1:07, 1:07
May 20-22	LAA	6:38, 6:07, 1:07
Aug. 2-4	LAA	6:38, 6:38, 1:07
Aug. 8-10	OAK	6:40, 6:40, 12:37
Sept. 27-29	LAA	6:38, 6:38, 6:38

2021 RECAP

Date	H-A	W-L	Score	Winner	Loser
5/21	A	W	8-4	Petit	Mayers
5/22	A	W	6-2	Bassitt	Sandoval
5/23	A	L	5-6	Iglesias	Guerra
5/27	H	W	5-0	Bassitt	Slegers
5/28	H	W	3-1	Petit	Ohtani
5/29	H	L	0-4	Cobb	Montas
5/30	H	L	2-4	Suárez	Irvin
6/14	H	W	8-5	Manaea	Bundy
6/15	H	W	6-4	Montas	Heaney
6/16	H	W	8-4	Smith	Watson
7/19	H	W	4-1	Irvin	Cishek
7/20	H	W	6-0	Kaprielian	Suárez
7/29	A	W	4-0	Montas	Bundy
7/30	A	W	2-0	Bassitt	Sandoval
7/31	A	L	0-1	Barria	Irvin
8/1	A	W	8-3	Jefferies	Detmers
9/17	A	W	5-4	Irvin	Marte
9/18	A	W	3-1	Kaprielian	Suárez
9/19	A	W	3-2	Trivino	Iglesias
Totals		15-4	86-46		

YEAR-BY-YEAR SERIES RESULTS

Year	Home	Road	Totals	Year	Home	Road	Totals	Year	Home	Road	Totals
1968	7-2	6-3	13-5	1987	2-4	5-2	7-6	2006	3-7	5-4	8-11
1969	7-2	5-4	12-6	1988	6-1	3-3	9-4	2007	5-4	5-5	10-9
1970	5-4	5-4	10-8	1989	4-2	4-3	8-5	2008	4-5	5-5	9-10
1971	4-5	7-2	11-7	1990	4-3	5-1	9-4	2009	1-8	6-4	7-12
1972	5-4	5-4	10-8	1991	6-0	6-1	12-1	2010	6-4	2-7	8-11
1973	5-4	7-2	12-6	1992	5-2	3-3	8-5	2011	6-3	5-5	11-8
1974	7-2	5-4	12-6	1993	4-2	3-4	7-6	2012	3-6	7-3	10-9
1975	6-3	5-4	11-7	1994	3-0	3-3	6-3	2013	6-4	5-4	11-8
1976	6-3	6-3	12-6	1995	5-1	2-5	7-6	2014	6-3	3-7	9-10
1977	6-1	4-4	10-5	1996	3-4	4-2	7-6	2015	4-5	4-6	8-11
1978	3-5	3-4	6-9	1997	0-6	1-5	1-11	2016	3-6	4-6	7-12
1979	1-5	2-5	3-10	1998	4-2	3-3	7-5	2017	5-5	2-7	7-12
1980	6-1	4-2	10-3	1999	3-3	1-5	4-8	2018	5-5	4-5	9-10
1981	4-2	4-0	8-2	2000	5-2	3-3	8-5	2019	7-3	6-3	13-6
1982	3-4	1-5	4-9	2001	7-3	7-3	14-6	2020	5-2	1-2	6-4
1983	4-2	4-3	8-5	2002	7-3	4-6	11-9	2021	7-2	8-2	15-4
1984	2-5	4-2	6-7	2003	7-3	5-5	12-8	Totals	247-184	224-206	471-390
1985	4-2	3-4	7-6	2004	4-5	5-5	9-10				
1986	2-5	1-5	3-10	2005	5-5	4-5	9-10				

MINNESOTA TWINS



American League Central
 Target Field
 1 Twins Way
 Minneapolis, MN 55403
 Switchboard: (612) 659-3400
 Press Box: (612) 659-3400, ext. 2400
 Media Relations: (612) 659-3471
 Media Relations FAX: (612) 659-4029

Executive Chair Jim Pohlad
 President & Chief Executive Office Dave St. Peter
 President, Baseball Operations Derek Falvey
 Senior Vice President, General Manager Thad Levine
 Manager Rocco Baldelli
 210-174 (3 seasons)
 Vice President, Communications and Content Dustin Morse (612) 659-3472
 Senior Manager, Baseball Communications Mitch Hestad (612) 659-3473
 Senior Director, Team Travel Mike Herman (612) 659-3471
 Stadium Target Field
 Capacity / Opened 38,544 / 2010

SERIES FACTS

Longest A's Winning Streak: 12, September 11, 2013-August 9, 2014
 Longest Twins Winning Streak: 8 (twice), last: May 21-July 20, 2003
 Last A's Series Sweep at Oakland (3 games): April 20-21, 2021
 Last A's Series Sweep at Oakland (4 games): September 19-22, 2013
 Last A's Series Sweep at Minnesota (3 games): April 7-10, 2014
 Last A's Series Sweep at Minnesota (4 games): April 9-12, 1981
 Last Twins Series Sweep at Oakland (3 games): July 18-20, 1997
 Last Twins Series Sweep at Oakland (4 games): August 13-15, 1993
 Last Twins Series Sweep at Minnesota (3 games): May 28-30, 2012
 Last Twins Series Sweep at Minnesota (4 games): July 12-15, 2007
 Last Twins Series Sweep at Minnesota (5 games): July 30-Aug. 2, 1976
 Most Runs in a Game by Oakland: 18, September 11, 2013 (18-3)
 Most Runs in a Game by Minnesota: 20, April 27, 1980 (20-11)
 Widest Margin of Victory by Oakland: 15 (twice), last: September 11, 2013 (18-3)
 Widest Margin of Victory by Minnesota: 13, May 6, 2015 (13-0)

SERIES BREAKDOWN

	W	L	PCT.
PHI vs. Senators (1901-54)	579	572	.503
KC vs. Senators (1955-60)	68	64	.515
KC vs. Twins (1961-67)	57	69	.452
OAK vs. Twins (1968-2021)	314	306	.506
Totals	1018	1011	.502
at the Coliseum	175	131	.572
at Target Field	22	20	.524

2022 SCHEDULE

Dates	Site	Times
May 6-8	MIN	5:10, 11:10, 11:10
May 16-18	OAK	6:40, 6:40, 12:37

2021 RECAP

Date	H-A	W-L	Score	Winner	Loser
4/20 (1)	H	W	7-0	Manaea	Shoemaker
4/20 (2)	H	W	1-0	Luzardo	Berrios
4/21	H	W	13-12	Guerra	Colomé
5/14	A	W	6-1	Montas	Shoemaker
5/15	A	L	4-5	Colomé	Diekman
5/16	A	W	7-6	Trivino	Rogers
Totals		5-1	38-24		

YEAR-BY-YEAR SERIES RESULTS

Year	Home	Road	Totals	Year	Home	Road	Totals	Year	Home	Road	Totals
1968	6-3	4-5	10-8	1986	4-3	3-3	7-6	2004	2-1	3-1	5-2
1969	3-6	2-7	5-13	1987	3-3	0-7	3-10	2005	3-3	3-1	6-4
1970	2-7	3-6	5-13	1988	4-3	4-2	8-5	2006	3-1	1-5	4-6
1971	5-4	5-4	10-8	1989	4-2	3-4	7-6	2007	2-1	0-4	2-5
1972	6-2	3-6	9-8	1990	5-2	2-4	7-6	2008	4-3	1-2	5-5
1973	2-7	2-7	4-14	1991	3-3	2-5	5-8	2009	4-3	2-1	6-4
1974	7-2	6-3	13-5	1992	4-3	4-2	8-5	2010	1-2	2-4	3-6
1975	6-3	6-3	12-6	1993	1-5	4-3	5-8	2011	2-3	2-1	4-4
1976	6-3	1-8	7-11	1994	2-2	3-0	5-2	2012	2-1	3-3	5-4
1977	4-3	2-5	6-8	1995	4-2	3-3	7-5	2013	4-0	2-1	6-1
1978	3-5	3-4	6-9	1996	4-2	3-4	7-6	2014	3-1	3-0	6-1
1979	2-4	2-5	4-9	1997	2-4	2-3	4-7	2015	2-1	1-3	3-4
1980	5-2	2-4	7-6	1998	3-3	4-1	7-4	2016	3-0	1-2	4-2
1981	3-0	5-2	8-2	1999	4-2	1-5	5-7	2017	2-1	1-2	3-3
1982	5-2	5-1	10-3	2000	2-4	5-1	7-5	2018	2-1	3-1	5-2
1983	4-2	5-2	9-4	2001	1-2	3-3	4-5	2019	2-1	2-2	4-3
1984	4-3	1-5	5-8	2002	4-2	2-1	6-3	2021	3-0	2-1	5-1
1985	3-1	2-7	5-8	2003	1-2	0-6	1-8	Totals	175-131	139-175	314-306

NEW YORK YANKEES



American League East
 Yankee Stadium
 One East 161st Street
 Bronx, NY 10451
Switchboard: (718) 293-4300
Press Box: (718) 579-4460
Media Relations: (718) 579-4460
Media Relations FAX: (718) 293-8414

Managing General Partner / ChairpersonHarold Z. (Hal) Steinbrenner
 President..... Randy Levine, Esq.
 Senior Vice President, General Manager.....Brian Cashman
 Manager.....Aaron Boone
 328-218 (4 seasons)
 Vice President, Communications & Media Relations ...Jason Zillo (718) 579-4515
 Senior Director, Communications & Media Relations.....
 Michael Margolis (718) 579-4503
 Director, Team Travel & Player Services..... Ben Tuliebitz (718) 579-4447
 Stadium.....Yankee Stadium
 Capacity / Opened46,537 / 2009

SERIES FACTS

Longest A's Winning Streak: 16, September 9, 1989-May 1, 1991
 Longest Yankees Winning Streak: 11, July 5, 2010-July 22, 2011
 Last A's Series Sweep at Oakland (3 games): August 20-22, 2019
 Last A's Series Sweep at Oakland (4 games): June 15-18, 2017
 Last A's Series Sweep at New York (3 games): April 19-21, 2016
 Last A's Series Sweep at New York (4 games): July 14-16, 1972
 Last Yankees Series Sweep at Oakland (3 games): May 25-27, 2012
 Last Yankees Series Sweep at Oakland (4 games): May 19-22, 2016
 Last Yankees Series Sweep at New York (3 games): July 18-20, 2008
 Last Yankees Series Sweep at New York (4 games): August 30-September 2, 2010
 Most Runs in a Game by Oakland: 19, August 29, 1989 (19-5)
 Most Runs in a Game by New York: 22, August 25, 2011 (22-9)
 Widest Margin of Victory by Oakland: 14, August 29, 1989 (19-5)
 Widest Margin of Victory by New York: 16, August 26, 1997 (18-2)

SERIES BREAKDOWN

	W	L	PCT.
PHI vs. Orioles (1901-02)	21	18	.538
PHI vs. Yankees (1903-54)	445	665	.401
KC vs. Yankees (1955-67)	75	183	.291
OAK vs. Yankees (1968-2021)	257	287	.472
Totals	798	1153	.409
at the Coliseum	143	130	.524
at Yankee Stadium	17	26	.395

2022 SCHEDULE

Dates	Site	Times
June 27-29	NY Yankees	4:05, 4:05, 10:05
Aug. 25-28	OAK Athletics	6:40, 6:40, 6:07, 1:07

2021 RECAP

Date	H-A	W-L	Score	Winner	Loser
6/18	A	W	5-3	Kaprielian	Peralta
6/19	A	L	5-7	Green	Luzardo
6/20	A	L	1-2	Loaisiga	Manaea
8/26	H	L	6-7	Loaisiga	Trivino
8/27	H	L	2-8	Cole	Manaea
8/28	H	W	3-2	Montas	Cortes
8/29	H	W	3-1	Guerra	Green
Totals	3-4	25-30			

YEAR-BY-YEAR SERIES RESULTS

Year	Home	Road	Totals	Year	Home	Road	Totals	Year	Home	Road	Totals
1968	2-7	6-3	8-10	1986	4-2	3-3	7-5	2004	1-2	1-5	2-7
1969	5-1	1-5	6-6	1987	4-2	3-3	7-5	2005	1-5	1-2	2-7
1970	4-2	2-4	6-6	1988	4-2	2-4	6-6	2006	2-1	4-2	6-3
1971	2-4	5-1	7-5	1989	4-2	5-1	9-3	2007	2-1	2-1	4-2
1972	4-2	5-1	9-3	1990	6-0	6-0	12-0	2008	1-2	0-3	1-5
1973	5-1	3-3	8-4	1991	3-3	3-3	6-6	2009	1-2	1-5	2-7
1974	3-3	2-4	5-7	1992	4-2	2-4	6-6	2010	1-5	0-4	1-9
1975	3-3	3-3	6-6	1993	4-2	2-4	6-6	2011	0-3	3-3	3-6
1976	2-4	4-2	6-6	1994	2-4	3-3	5-7	2012	4-3	1-2	5-5
1977	1-4	1-5	2-9	1995	5-1	4-3	9-4	2013	3-0	2-1	5-1
1978	2-3	0-5	2-8	1996	1-5	2-4	3-9	2014	2-1	2-1	4-2
1979	1-5	2-4	3-9	1997	3-2	2-4	5-6	2015	3-1	1-2	4-3
1980	3-3	1-5	4-8	1998	2-4	1-4	3-8	2016	0-4	3-0	3-4
1981	2-2	1-2	3-4	1999	2-4	2-2	4-6	2017	4-0	1-2	5-2
1982	3-3	2-4	5-7	2000	1-2	2-4	3-6	2018	2-1	1-2	3-3
1983	2-4	2-4	4-8	2001	6-0	0-3	6-3	2019	3-0	1-2	4-2
1984	3-3	1-5	4-8	2002	1-2	3-3	4-5	2021	2-2	1-2	3-4
1985	4-2	1-5	5-7	2003	4-2	2-1	6-3	Totals	143-130	114-157	257-287

SEATTLE MARINERS



American League West
T-Mobile Park
1250 First Avenue South
Seattle, WA 98134
Switchboard: (206) 346-4000
Press Box: (206) 346-4639, 4622
Media Relations: (206) 346-4000

Chairman & Managing PartnerJohn Stanton
President, Baseball OperationsJerry Dipoto
ManagerScott Servais
438-432 (6 seasons)
Vice President, CommunicationsTim Hevly (206) 346-4402
Senior Manager, Baseball InformationKelly Munro (206) 346-4401
Director, Major League OperationsJack Mosimann (2016) 817-6986
StadiumT-Mobile Park
Capacity / Opened47,378 / 1999

SERIES FACTS

Longest A's Winning Streak: 15, April 7-August 16, 2006
Longest Mariners Winning Streak: 12, July 23, 2021 to present
Last A's Series Sweep at Oakland (3 games): May 24-26, 2019
Last A's Series Sweep at Oakland (4 games): September 10-13, 1992
Last A's Series Sweep at Seattle (3 games): April 8-10, 2016
Last A's Series Sweep at Seattle (4 games): Sept. 30-Oct. 3, 2010
Last Mariners Series Sweep at Oakland (3 games): September 9-11, 2016
Last Mariners Series Sweep at Oakland (4 games): September 20-23, 2021
Last Mariners Series Sweep at Seattle (3 games): September 27-29, 2021
Last Mariners Series Sweep at Seattle (4 games): August 12-15, 1991
Most Runs in a Game by Oakland: 16, April 17, 1981 (16-1)
Most Runs in a Game by Seattle: 15 (three times), last: August 6, 1995 (15-8)
Widest Margin of Victory by Oakland: 15, April 17, 1981 (16-1)
Widest Margin of Victory by Seattle: 13, July 2, 2003 (13-0)

SERIES BREAKDOWN

	W	L	PCT.
OAK vs. Mariners (1977-2021)	370	320	.536
Totals	370	320	.536
at the Coliseum	198	144	.579
at T-Mobile Park	95	109	.466

2022 SCHEDULE

Dates	Site	Times
May 23-25	SEA	6:40, 6:40, 1:10
June 21-23	OAK	6:40, 6:40, 12:37
June 30-July 3	SEA	7:10, 7:10, 1:10, 1:10
Aug. 19-21	OAK	6:40, 4:15, 1:07
Sept. 20-22	OAK	6:40, 6:40, 12:37
Sept. 30-Oct. 2	SEA	6:40, 1:10, 12:10

2021 RECAP

Date	H-A	W-L	Score	Winner	Loser
5/24	H	L	2-4	Kikuchi	Montas
5/25	H	L	3-4	Sewald	Irvin
5/26	H	W	6-3	Kaprielian	Dugger
5/31	A	L	5-6	Zamora	Trivino
6/1	A	W	12-6	Luzardo	Sewald
6/2	A	W	6-0	Manaea	Flexen
7/22	A	W	4-1	Manaea	Flexen
7/23	A	L	3-4	Sewald	Diekman
7/24	A	L	4-5	Graveman	Trivino
7/25	A	L	3-4	Gonzales	Irvin
8/23	H	L	3-5	Misiewicz	Trivino
8/24	H	L	1-5	Flexen	Irvin
9/20	H	L	2-4	Anderson	Manaea
9/21	H	L	2-5	Gonzales	Blackburn
9/22	H	L	1-4	Flexen	Irvin
9/23	H	L	5-6	Smith	Diekman
9/27	A	L	4-13	Flexen	Irvin
9/28	A	L	2-4	Misiewicz	Petit
9/29	A	L	2-4	Castillo	Chafin
Totals	4-15	70-87			

YEAR-BY-YEAR SERIES RESULTS

Year	Home	Road	Totals
1977	3-4	4-4	7-8
1978	7-1	6-1	13-2
1979	5-1	3-4	8-5
1980	4-3	4-2	8-5
1981	3-1	3-0	6-1
1982	4-3	2-4	6-7
1983	4-2	5-2	9-4
1984	6-1	2-4	8-5
1985	5-1	3-4	8-5
1986	5-2	5-1	10-3
1987	3-3	2-5	5-8
1988	5-2	4-2	9-4
1989	5-1	4-3	9-4
1990	4-3	5-1	9-4
1991	6-0	0-7	6-7
1992	7-0	5-1	12-1

Year	Home	Road	Totals
1993	3-3	6-1	9-4
1994	2-2	2-1	4-3
1995	5-2	2-4	7-6
1996	5-2	3-3	8-5
1997	2-4	3-3	5-7
1998	3-3	2-4	5-7
1999	4-2	2-4	6-6
2000	4-2	5-2	9-4
2001	5-5	4-5	9-10
2002	4-5	4-6	8-11
2003	5-5	2-7	7-12
2004	7-3	4-5	11-8
2005	6-3	6-3	12-6
2006	9-0	8-2	17-2
2007	1-8	4-6	5-14
2008	6-3	4-6	10-9

Year	Home	Road	Totals
2009	4-6	1-8	5-14
2010	7-2	6-4	13-6
2011	5-4	4-6	9-10
2012	6-4	6-3	12-7
2013	4-6	4-5	8-11
2014	4-6	5-4	9-10
2015	3-7	3-6	6-13
2016	1-8	6-4	7-12
2017	4-5	3-7	7-12
2018	5-5	4-5	9-10
2019	6-4	4-5	10-9
2020	2-2	4-2	6-4
2021	1-8	3-7	4-15
Totals	199-147*	171-173	370-320

*includes 1-3 in Tokyo, Japan

TAMPA BAY RAYS



American League East
Tropicana Field
One Tropicana Drive
St. Petersburg, FL 33705
Switchboard: (727) 825-3137
Press Box: (727) 825-3129
Media Relations: (727) 825-3242
Communications FAX: (727) 825-3111

Principal OwnerStuart Sternberg
President.....Brian Auld
President.....Matt Silverman
Manager.....Kevin Cash
554-478 (7 seasons)
Director, Communications.....Ryan Sheets (727) 825-3237
Manager, Baseball Communications.....Craig Vanderkam (727) 825-3473
Director, Team Travel & Logistics.....Chris Westmoreland
Stadium.....Tropicana Field
Capacity / Opened.....25,025 / 1998

SERIES FACTS

Longest A's Winning Streak: 7 (twice), last: September 2, 2001-May 26, 2002
Longest Rays Winning Streak: 6, May 26-September 4, 1998
Last A's Series Sweep at Oakland (3 games): August 30-September 1, 2013
Last A's Series Sweep at Oakland (4 games): None
Last A's Series Sweep at Tampa Bay (3 games): None
Last A's Series Sweep at Tampa Bay (4 games): September 10-13, 1999
Last Rays Series Sweep at Oakland (3 games): None
Last Rays Series Sweep at Oakland (4 games): None
Last Rays Series Sweep at Tampa Bay (3 games): April 19-21, 2013
Last Rays Series Sweep at Tampa Bay (4 games): July 24-27, 1998
Most Runs in a Game by Oakland: 17, September 15, 2000 (17-3)
Most Runs in a Game by Tampa Bay: 14 (twice), last: August 25, 2007 (14-3)
Widest Margin of Victory by Oakland: 13, May 30, 2001 (15-2)
Widest Margin of Victory by Tampa Bay: 11, August 25, 2007 (14-3)

SERIES BREAKDOWN

	W	L	PCT.
OAK vs. Rays (1998-2021)	113	79	.589
Totals	113	79	.589
at the Coliseum	62	33	.653
at Tropicana Field	51	46	.526

2022 SCHEDULE

Dates	Site	Times
April 11-14	TB	3:40, 3:40, 3:40, 10:10
May 2-4	OAK	6:40, 6:40, 12:37

2021 RECAP

Date	H-A	W-L	Score	Winner	Looser
4/26	A	W	2-1	Manaea	Hill
4/27	A	L	3-4	Springs	Montas
4/28	A	L	0-2	Glasnow	Irvin
4/29	A	W	3-2	Diekman	Castillo
5/7	H	W	2-1	Diekman	Springs
5/8	H	W	6-3	Montas	Glasnow
5/9	H	L	3-4	Springs	Irvin
Totals	4-3	19-17			

YEAR-BY-YEAR SERIES RESULTS

Year	Home	Road	Totals	Year	Home	Road	Totals	Year	Home	Road	Totals
1998	3-2	2-4	5-6	2006	4-2	2-1	6-3	2014	2-1	2-1	4-2
1999	5-1	4-0	9-1	2007	1-2	3-4	4-6	2015	1-2	2-2	3-4
2000	3-1	4-1	7-2	2008	2-4	1-2	3-6	2016	3-1	2-1	5-2
2001	5-1	2-1	7-2	2009	2-1	4-3	6-4	2017	1-2	1-3	2-5
2002	3-0	5-1	8-1	2010	4-3	0-2	4-5	2018	1-3	1-2	2-5
2003	5-1	1-2	6-3	2011	3-1	2-1	5-2	2019	2-2	2-1	4-3
2004	3-0	4-2	7-2	2012	1-2	4-2	5-4	2021	2-1	2-2	4-3
2005	3-0	1-5	4-5	2013	3-0	0-3	3-3	Totals	62-33	51-46	113-79

MAJOR LEAGUE BASEBALL DIRECTORY

Office of the Commissioner • 245 Park Avenue • New York, NY 10167 • (212) 931-7800

Chief Communications Officer: Pat Courtney (212) 931-7878
Vice President, Communications: John Blundell (212) 931-7885
Vice President, Business Communications: Matt Bourne (212) 931-7882
Vice President, Corporate Communications: Matthew Gould (212) 485-8959
Vice President, Communications: Mike Teevan (212) 931-7879



TEXAS RANGERS



American League West
 Globe Life Field
 734 Stadium Drive
 Arlington, TX 76011
Switchboard: (817) 533-1972
Press Box: (817) 533-1914
Media Relations: (817) 273-5203

Managing Partner & Majority OwnerRay Davis
 President, Baseball OperationsJon Daniels
 Executive Vice President and General Manager.....Chris Young
 ManagerChris Woodward
 160-224 (3 seasons)
 Vice President, Media Relations.....Rich Rice (817) 533-1657
 Assistant Director, Baseball Information.....Matt Mallian (817) 533-1662
 Director, TravelJosh Shelton
 Stadium.....Globe Life Field
 Capacity / Opened40,518/ 2020

SERIES FACTS

Longest A's Winning Streak: 9 (twice), last: June 26, 2003-April 6, 2004
 Longest Rangers Winning Streak: 13, July 6, 1977-May 18, 1978
 Last A's Series Sweep at Oakland (3 games): August 6-8, 2021
 Last A's Series Sweep at Oakland (4 games): None
 Last A's Series Sweep at Texas (3 games): September 13-15, 2019
 Last A's Series Sweep at Texas (4 games): July 23-26, 2018
 Last Rangers Series Sweep at Oakland (3 games): September 22-24, 2015
 Last Rangers Series Sweep at Oakland (4 games): September 23-25, 1977
 Last Rangers Series Sweep at Texas (3 games): May 12-14, 2017
 Last Rangers Series Sweep at Texas (4 games): July 7-10, 2011
 Most Runs in a Game by Oakland: 23, September 30, 2000 (23-2)
 Most Runs in a Game by Texas: 17, May 5, 2000 (17-16)
 Widest Margin of Victory by Oakland: 21, September 30, 2000 (23-2)
 Widest Margin of Victory by Texas: 14, August 9, 2006 (14-0)

SERIES BREAKDOWN

	W	L	PCT.
KC vs. Senators (1961-67)	63	62	.504
OAK vs. Senators (1968-71)	34	20	.630
OAK vs. Rangers (1972-2021)	395	385	.506
Totals	492	467	.513
at the Coliseum	208	180	.536
at Globe Life Field	9	8	.529

2022 SCHEDULE

Dates	Site	Times
April 22-24	OAK	6:40, 1:07, 1:07
May 26-29	OAK	6:40, 6:40, 1:07, 1:07
July 11-13	TEX	5:05, 5:05, 5:05
July 22-24	OAK	6:40, 6:07, 1:07
Aug. 15-18	TEX	5:05, 5:05, 5:05, 11:05
Sept. 13-14	TEX	5:05, 5:05

2021 RECAP

Date	H-A	W-L	Score	Winner	Loser
6/21	A	L	3-8	Gibson	Montas
6/22	A	W	13-6	Irvin	Hearn
6/23	A	L	3-5	Martin	Petit
6/24	A	W	5-1	Bassitt	Allard
6/29	H	L	4-5	Foltynewicz	Kaprielian
6/30	H	W	3-1	Bassitt	Allard
7/1	H	L	3-8	King	Manaea
7/9	A	L	2-3	Lyles	Irvin
7/10	A	W	8-4	Wendelken	Pattton
7/11	A	W	4-1	Bassitt	Allard
8/6	H	W	4-1	Petit	Herget
8/7	H	W	12-3	Irvin	Anderson
8/8	H	W	6-3	Kaprielian	Lyles
8/13	A	L	6-8	Santana	Irvin
8/14	A	W	8-3	Chafin	Lyles
8/15	A	L	4-7	Allard	Manaea
9/10	H	W	10-5	Guerra	Otto
9/11	H	L	6-8	Martin	Chafin
9/12	H	L	3-4	Hearn	Kaprielian
Totals	10-9	107-84			

YEAR-BY-YEAR SERIES RESULTS

Year	Home	Road	Totals	Year	Home	Road	Totals	Year	Home	Road	Totals
1972	4-2	7-2	11-4	1989	4-3	4-2	8-5	2006	4-5	5-5	9-10
1973	7-2	4-5	11-7	1990	3-3	5-2	8-5	2007	6-4	3-6	9-10
1974	3-6	5-4	8-10	1991	2-5	2-4	4-9	2008	4-6	3-6	7-12
1975	6-3	6-3	12-6	1992	4-2	5-2	9-4	2009	6-4	5-4	11-8
1976	4-5	3-6	7-11	1993	4-3	1-5	5-8	2010	5-5	4-5	9-10
1977	2-6	0-7	2-13	1994	3-3	4-0	7-3	2011	4-6	2-7	6-13
1978	4-2	2-7	6-9	1995	3-4	2-4	5-8	2012	7-2	4-6	11-8
1979	1-6	1-5	2-11	1996	3-3	4-3	7-6	2013	4-5	6-4	10-9
1980	3-3	4-3	7-6	1997	3-3	2-4	5-7	2014	2-7	7-3	9-10
1981	2-1	2-1	4-2	1998	2-4	4-2	6-6	2015	4-6	6-3	10-9
1982	3-3	2-5	5-8	1999	4-2	1-5	5-7	2016	5-5	5-5	9-10
1983	2-5	0-6	2-11	2000	4-2	1-5	5-7	2017	8-1	3-7	11-8
1984	5-1	3-4	8-5	2001	4-5	5-5	9-10	2018	7-3	6-3	13-6
1985	3-4	3-3	6-7	2002	8-2	5-4	13-6	2019	7-3	6-3	13-6
1986	2-4	1-6	3-10	2003	8-1	7-3	15-4	2020	3-0	4-3	7-3
1987	3-4	3-3	6-7	2004	6-4	5-5	11-9	2021	5-4	5-5	10-9
1988	4-2	4-3	8-5	2005	4-6	7-2	11-8	Totals	208-180	187-205	395-385

TORONTO BLUE JAYS



American League East
 Rogers Centre
 1 Blue Jays Way
 Toronto, Ontario M5V 1J1
Switchboard: (416) 341-1000
Press Box: (416) 341-1178
Media Relations: (416) 341-1301
Media Relations FAX: (416) 341-1250

Chairman, Toronto Blue JaysEdward Rogers
 Vice Chairman, Rogers Communications IncPhil Lind
 President and Chief Executive OfficerMark Shapiro
 Executive V.P., Baseball Operations & General Manager.....Ross Atkins
 ManagerCharlie Montoyo
 190-194 (3 seasons)
 Director, CommunicationsJessica Beard (416) 357-3147
 Communications Advisor & LiaisonRichard Griffin (416) 433-9600
 Coordinator, Communications.....Adam Felton (647) 283-8795
 Director, Team Travel and Clubhouse Operations....Michael Shaw (416) 341-1251
 Stadium.....Rogers Centre
 Capacity / Opened49,286 / 1989

SERIES FACTS

Longest A's Winning Streak: 9, July 22, 1980-May 24, 1981
 Longest Blue Jays Winning Streak: 8, June 18-September 15, 1982
 Last A's Series Sweep at Oakland (3 games): July 30-August 1, 2018
 Last A's Series Sweep at Oakland (4 games): July 3-6, 2014
 Last A's Series Sweep at Toronto (3 games): April 8-10, 2008
 Last A's Series Sweep at Toronto (4 games): May 17-20, 2018
 Last Blue Jays Series Sweep at Oakland (3 games): April 19-21, 2019
 Last Blue Jays Series Sweep at Oakland (4 games): None
 Last Blue Jays Series Sweep at Toronto (3 games): September 3-5, 2021
 Last Blue Jays Series Sweep at Toronto (4 games): July 24-27, 2017
 Most Runs in a Game by Oakland: 17 (twice), last: August 24, 2003 (17-2)
 Most Runs in a Game by Toronto: 18, July 29, 1995 (18-11)
 Widest Margin of Victory by Oakland: 16, July 25, 2012 (16-0)
 Widest Margin of Victory by Toronto: 12 (twice), last: May 29, 2008 (12-0)

SERIES BREAKDOWN

	W	L	PCT.
OAK vs. Blue Jays (1977-2021)	226	206	.523
Totals	226	206	.523
at the Coliseum	114	102	.528
at Rogers Centre	71	70	.504

2022 SCHEDULE

Dates	Site	Times
April 15-17	TOR	4:07, 12:07, 10:07
July 4-6	OAK	6:07, 6:40, 12:37

2021 RECAP

Date	H-A	W-L	Score	Winner	Loser
5/3	H	W	5-4	Montas	Matz
5/4	H	W	4-1	Irvin	Kay
5/5	H	L	4-9	Romano	Trivino
5/6	H	L	4-10	Ryu	Fiers
9/3	A	L	10-11	Romano	Romo
9/4	A	L	8-10	Berrios	Blackburn
9/5	A	L	0-8	Ray	Irvin
Totals	2-5	35-53			

YEAR-BY-YEAR SERIES RESULTS

Year	Home	Road	Totals	Year	Home	Road	Totals	Year	Home	Road	Totals
1977	2-3	5-0	7-3	1993	1-5	4-2	5-7	2009	2-4	1-2	3-6
1978	5-0	2-4	7-4	1994	2-1	3-0	5-1	2010	2-1	1-3	3-4
1979	2-4	2-4	4-8	1995	2-3	1-4	3-7	2011	2-2	3-3	5-5
1980	4-2	4-2	8-4	1996	1-5*	3-3	4-8	2012	3-3	2-1	5-4
1981	6-0	4-2	10-2	1997	4-1	2-4	6-5	2013	1-2	3-1	4-3
1982	0-6	3-3	3-9	1998	3-3	2-3	5-6	2014	4-0	0-3	4-3
1983	4-2	2-4	6-6	1999	2-2	6-0	8-2	2015	1-2	0-3	1-5
1984	2-4	2-4	4-8	2000	4-2	3-1	7-3	2016	2-1	1-2	3-3
1985	2-4	3-3	5-7	2001	2-1	4-2	6-3	2017	2-1	0-4	2-5
1986	5-1	3-3	8-4	2002	3-3	0-3	3-6	2018	3-0	4-0	7-0
1987	3-3	4-2	7-5	2003	2-1	3-1	5-2	2019	0-3	0-3	0-6
1988	3-3	6-0	9-3	2004	4-2	2-1	6-3	2021	2-2	0-3	2-5
1989	4-2	3-3	7-5	2005	4-3	1-2	5-5	Totals	114-104*	112-102	226-206
1990	2-4	5-1	7-5	2006	3-1	3-3	6-4				
1991	3-3	3-3	6-6	2007	2-4	3-0	5-4				
1992	3-3	3-3	6-6	2008	1-2	3-4	4-6				

*includes 0-2 in Las Vegas

ATLANTA BRAVES



National League East

Truist Park

755 Battery Avenue, SE

Atlanta, GA 30339

Switchboard: (404) 522-7630

Press Box: (404) 614-1463

Chairman Terry McGuirk
 President & CEO, Atlanta Braves Derek Schiller
 President, Baseball Operations and General Manager Alex Anthopoulos
 Manager Brian Snitker
 441-390 (6 seasons)
 Director, Baseball Communications Jonathan Kerber (404) 614-1379
 Manager, Baseball Communications Jared Burleyson (404) 614-1541
 Director, Team Travel Jim Lovell (404) 614-1373
 Stadium Truist Park
 Capacity / Opened 41,184 / 2017

SERIES FACTS

Longest A's Winning Streak: 1 (four times), last: May 17, 2008
 Longest Braves Winning Streak: 7, May 18, 2008-present
 Last Braves Series Sweep at Oakland (3 games): June 30-July 2, 2017
 Last Braves Series Sweep at Atlanta (3 games): August 15-17, 2014
 Most Runs in a Game by Oakland: 11, June 12, 2005 (11-5)
 Most Runs in a Game by Atlanta: 11, June 11, 2003 (11-6)
 Widest Margin of Victory by Oakland: 6, June 12, 2005 (11-5)
 Widest Margin of Victory by Atlanta: 5 (twice), last: August 15, 2014 (7-2)

SERIES BREAKDOWN

	W	L	PCT.
OAK vs. Braves (2003-17)	4	11	.267
Totals	4	11	.267
at the Coliseum	1	5	.167
at Truist Park	0	0	—

2022 SCHEDULE

Dates	Site	Times
June 7-8	ATL	4:20, 4:20
Sept. 6-7	OAK	6:40, 12:37

YEAR-BY-YEAR SERIES RESULTS

Year	Home	Road	Totals
2003	1-2	0-0	1-2
2005	0-0	2-1	2-1
2008	0-0	1-2	1-2
2014	0-0	0-3	0-3
2017	0-3	0-0	0-3
Totals	1-5	3-6	4-11

MIAMI MARLINS



National League East

Loandepot Park

501 Marlins Way

Miami, FL 33125

Switchboard: (305) 480-1300

Press Box: (305) 480-3631

FAX: (305) 480-3013

Chairman and Principal Owner Bruce Sherman
 General Manager Kim Ng
 Manager Don Mattingly
 820-857 (11 seasons)
 374-494 (6 seasons with Miami)
 Sr. Vice President, Communications & Outreach Jason Latimer (305) 812-3654
 Director, Communications Jon Erik Alvarez (305) 281-8559
 Director, Team Travel Max Thomas
 Stadium Marlins Park
 Capacity / Opened 37,446 / 2012

SERIES FACTS

Longest A's Winning Streak: 3, June 27-29, 2014
 Longest Marlins Winning Streak: 2 (twice), last: June 13, 2017-present
 Last A's Series Sweep at Miami (3 games): June 27-29, 2014
 Most Runs in a Game by Oakland: 9 (twice), last: May 23, 2017 (9-11)
 Most Runs in a Game by Miami: 13, June 3, 2003 (13-2)
 Widest Margin of Victory by Oakland: 6, June 22, 2008 (7-1)
 Widest Margin of Victory by Miami: 11, June 3, 2003 (13-2)

SERIES BREAKDOWN

	W	L	PCT.
OAK vs. Marlins (2003-17)	8	8	.500
Totals	8	8	.500
at the Coliseum	4	4	.500
at Marlins Park	3	2	.600

2022 SCHEDULE

Dates	Site	Times
Aug. 22-24	OAK	6:40, 6:40, 12:37

YEAR-BY-YEAR SERIES RESULTS

Year	Home	Road	Totals
2003	0-0	1-2	1-2
2008	2-1	0-0	2-1
2011	1-2	0-0	1-2
2014	0-0	3-0	3-0
2017	1-1	0-2	1-3
Totals	4-4	4-4	8-8

NEW YORK METS



National League East
Citi Field
41 Seaver Way
Flushing, NY 11368
Switchboard: (718) 507-METS
Press Box: (718) 507-METS ext. 4518/4505
Media Relations: (718) 565-4330
Media Relations FAX: (718) 507-6395

Owner, Chairman and CEO Steven A. Cohen
President..... Sandy Alderson
General Manager..... Billy Eppler
Manager Buck Showalter
1551-1517 (20 seasons)
0-0 (1st season with New York)
Senior Director, Communications Ethan Wilson (718) 791-5929
Director, Communications and Publications..... Zach Weber (516) 642-6718
Director, Team Travel Brian Small (718) 803-4085
Stadium..... Citi Field
Capacity / Opened 41,922 / 2009

SERIES FACTS

Longest A's Winning Streak: 2 (twice), last: June 25-August 19, 2014
Longest Mets Winning Streak: 4, June 16, 2005-June 24, 2007
Last Mets Series Sweep at New York (3 games): June 22-24, 2007
Most Runs in a Game by Oakland: 8, June 25, 2014 (8-5)
Most Runs in a Game by New York: 10 (twice), last: June 24, 2014 (10-1)
Widest Margin of Victory by Oakland: 5, June 14, 2005 (5-0)
Widest Margin of Victory by New York: 9, June 24, 2014 (10-1)

SERIES BREAKDOWN

	W	L	PCT.
OAK vs. Mets (2005-17)	6	10	.375
Totals	6	10	.375
at the Coliseum	3	2	.600
at Citi Field	3	5	.375

2022 SCHEDULE

Dates	Site	Times
Sept. 23-25	OAK	6:40, 1:07, 1:07

YEAR-BY-YEAR SERIES RESULTS

Year	Home	Road	Totals
2005	2-1	0-0	2-1
2007	0-0	0-3	0-3
2011	0-0	1-2	1-2
2014	1-1	1-1	2-2
2017	0-0	1-2	1-2
Totals	3-2	3-8	6-10

PHILADELPHIA PHILLIES



National League East
Citizens Bank Park
One Citizens Bank Way
Philadelphia, PA 19148
Switchboard: (215) 463-6000
Press Box: (215) 218-5264
Media Relations: (215) 463-6000

Managing Partner John Middleton
President, Baseball Operations David Dombrowski
Vice President and General Manager..... Sam Fuld
Manager Joe Girardi
1098-906 (13 seasons)
110-112 (2 seasons with Philadelphia)
Vice President, Baseball Communications Kevin Gregg (215) 218-5297
Director, Baseball Communications Chris Ware (215) 218-5245
Coordinator, Team Travel Michael Roche
Stadium..... Citizens Bank Park
Capacity / Opened 42,792 / 2004

SERIES FACTS

Longest A's Winning Streak: 3, June 18, 2005-June 24, 2008
Longest Phillies Winning Streak: 3, June 8, 2003-June 17, 2005
Most Runs in a Game by Oakland: 8, September 21, 2014 (8-6)
Most Runs in a Game by Philadelphia: 8, June 8, 2003 (8-3)
Widest Margin of Victory by Oakland: 5, June 26, 2008 (5-0)
Widest Margin of Victory by Philadelphia: 6, June 8, 2003 (7-1)

SERIES BREAKDOWN

	W	L	PCT.
OAK vs. Phillies (2003-17)	10	8	.556
Totals	10	8	.556
at the Coliseum	6	3	.667
at Citizens Bank Park	3	3	.500

2022 SCHEDULE

Dates	Site	Times
April 8-10	PHI	12:05, 1:05, 10:05

YEAR-BY-YEAR SERIES RESULTS

Year	Home	Road	Totals
2003	0-0	1-2	1-2
2005	2-1	0-0	2-1
2008	2-1	0-0	2-1
2011	0-0	1-2	1-2
2014	2-1	0-0	2-1
2017	0-0	2-1	2-1
Totals	6-3	4-5	10-8

SAN FRANCISCO GIANTS



National League West
Oracle Park
24 Willie Mays Plaza
San Francisco, CA 94107
Switchboard: (415) 972-2000
Press Box: (415) 972-2450/2451
Media Relations: (415) 972-2445
Media Relations FAX: (415) 947-2800

President and Chief Executive Officer Laurence M. Baer
President, Baseball Operations Farhan Zaidi
General Manager Scott Harris
Manager Gabe Kapler
297-249 (4 seasons)
136-86 (2 seasons with San Francisco)
Vice President, Media Relations Matt Chisholm (415) 972-2441
Senior Director, Broadcast Communications and Media Operations
Maria Jacinto (415) 972-2447
Manager, Media Relations Megan Brown (415) 972-2440
Director, Team Travel and Club Operations Abe Silvestri
Stadium Oracle Park
Capacity / Opened 41,331 / 2000

SERIES FACTS

Longest A's Winning Streak: 7, June 8, 2007-June 27, 2008
Longest Giants Winning Streak: 6, June 11, 2010-May 22, 2011
Last A's Series Sweep at Oakland (2 games): July 7-8, 2014
Last A's Series Sweep at Oakland (3 games): June 17-19, 2011
Last A's Series Sweep at San Francisco (2 games): June 27-28, 2016
Last A's Series Sweep at San Francisco (3 games): August 14-16, 2020
Last Giants Series Sweep at Oakland (2 games): August 24-25, 2019
Last Giants Series Sweep at Oakland (3 games): None
Last Giants Series Sweep at San Francisco (3 games): July 24-26, 2015
Most Runs in a Game by Oakland: 16, June 26, 2005 (16-0)
Most Runs in a Game by San Francisco: 18, June 4, 2000 (18-2)
Widest Margin of Victory by Oakland: 16, June 26, 2005 (16-0)
Widest Margin of Victory by San Francisco: 16, June 4, 2000 (18-2)

SERIES BREAKDOWN

	W	L	PCT.
OAK vs. Giants (1997-2021)	71	65	.522
Totals	71	65	.522
at the Coliseum	39	29	.574
at Oracle Park	28	33	.459

2022 SCHEDULE

Dates	Site	Times
April 26-27	SF	6:45, 6:45
Aug. 6-7	OAK	4:07, 1:07

2021 RECAP

Date	H-A	W-L	Score	Winner	Loser
6/25	A	L	0-2	Cueto	Manaea
6/26	A	L	5-6	McGee	Smith
6/27	A	W	6-2	Irvin	Long
8/20	H	W	4-1	Kaprielian	Wood
8/21	H	L	5-6	Rogers	Trivino
8/22	H	L	1-2	Leone	Puk
Totals	2-4	21-19			

YEAR-BY-YEAR SERIES RESULTS

Year	Home	Road	Totals	Year	Home	Road	Totals	Year	Home	Road	Totals
1997	1-1	1-1	2-2	2006	1-2	2-1	3-3	2015	1-2	0-3	1-5
1998	0-2	2-0	2-2	2007	2-1	3-0	5-1	2016	1-1	2-0	3-1
1999	2-1	1-2	3-3	2008	1-2	3-0	4-2	2017	1-1	1-1	2-2
2000	2-1	1-2	3-3	2009	1-2	0-3	1-5	2018	2-1	2-1	4-2
2001	2-1	0-3	2-4	2010	3-0	0-3	3-3	2019	0-2	1-1	1-3
2002	2-1	2-1	4-2	2011	3-0	0-3	3-3	2020	2-1	3-0	5-1
2003	2-1	1-2	3-3	2012	1-2	1-2	2-4	2021	1-2	1-2	2-4
2004	1-2	2-1	3-3	2013	2-0	1-1	3-1	Totals	39-29	32-36	71-65
2005	3-0	1-2	4-2	2014	2-0	1-1	3-1				

DURING THE SPRING

The A's and Giants began playing Spring Training games in the Bay Area in 1983 and have played at least one game in Oakland or San Francisco every year except for 2000 and 2021. Oakland is 49-43-2 (.532) in those games, which includes 21-16 (.568) in the Coliseum, 16-20-2 (.447) at Oracle Park and 12-7 (.632) at Candlestick Park. The A's have won 17 series, lost 14 and split six. For the last 17 years, the two clubs have played once in Oakland and twice in San Francisco, with the exception of 2014 when the game in Oakland was rained out, 2020 when there was just one game in each city due to Covid-19, and 2021 when the two clubs did not play in the Bay Area due to Covid-19. There have been four three-game sweeps, with the A's winning all three meetings in 1989 and 2019 and the Giants taking all three in 2011 and 2017.

WASHINGTON NATIONALS



National League East
 Nationals Park
 1500 South Capitol St., SE
 Washington, DC 20003
Switchboard: (202) 640-7000
Press Box: (202) 640-7710
FAX: (202) 640-7999

Managing Principal Owner..... Theodore N. Lerner
 President of Baseball Operations and General Manager Mike Rizzo
 Manager Dave Martinez
 266-280 (4 seasons)
 Senior Executive Director, Communications..Elizabeth Alexander (202) 640-7710
 Director, Communications Kyle Brostowitz (202) 640-7439
 Vice President, Clubhouse Operations and Team Travel Rob McDonald
 Stadium Nationals Park
 Capacity / Opened 41,506 / 2008

SERIES FACTS

Longest A's Winning Streak: 3, May 9-11, 2014
 Longest Nationals Winning Streak: 3, June 7-9, 2005
 Last A's Series Sweep at Oakland (3 games): May 9-11, 2014
 Last Nationals Series Sweep at Washington (3 games): June 7-9, 2005
 Most Runs in a Game by Oakland: 10 (twice), last: June 4, 2017 (10-11)
 Most Runs in a Game by Washington: 13, June 2, 2017 (13-3)
 Widest Margin of Victory by Oakland: 8 (twice), last: May 11, 2014 (9-1)
 Widest Margin of Victory by Washington: 10, June 2, 2017 (13-3)

SERIES BREAKDOWN

	W	L	PCT.
OAK vs. Expos (2003)	3	0	1.000
OAK vs. Nationals (2005-17)	4	5	.444
Totals	7	5	.583
at the Coliseum (since 2005)	4	2	.667
at Nationals Park	0	0	—

2022 SCHEDULE

Dates	Site	Times
Aug. 30-Sept. 1	WSH	4:05, 4:05, 1:05

YEAR-BY-YEAR SERIES RESULTS

Year	Home	Road	Totals
2005	0-0	0-3	0-3
2014	3-0	0-0	3-0
2017	1-2	0-0	1-2
Totals	4-2	0-3	4-5



INDUCTION WEEKEND

JULY 22-25, 2022



VISIT US IN COOPERSTOWN
BASEBALLHALL.ORG | @BASEBALLHALL



Nick Allen was named the A's Organizational Hitter of the Year in 2021 and Colin Peluse earned Pitcher of the Year honors.



PLAYER DEVELOPMENT

ATHLETICS MINOR LEAGUE AFFILIATES

LAS VEGAS AVIATORS (TRIPLE-A)

Las Vegas Ballpark
1650 S. Pavilion Center Drive
Las Vegas, NV 89135
(702) 943-7200
www.aviatorslv.com
League: Triple-A West
President/CEO: Don Logan
General Manager: Chuck Johnson
Media Relations: Jim Gemma
jgemma@aviatorslv.com; (702) 943-7226
Manager: Fran Riordan
Pitching Coach: Steve Connelly
Hitting Coach: Brian McArn
Asst. Hitting Coach: Jason Hart
Head Athletic Trainer: Justin Whitehouse
Assistant Athletic Trainer: Shane Zdebiak
Sport Performance Coach: Matthew Mosiman



MIDLAND ROCKHOUNDS (DOUBLE-A)

Momentum Bank Ballpark
5514 Champions Drive
Midland, TX 79706
(432) 520-2255
www.midlandrockhounds.org
League: Double-A Central
Principal Owners: Miles Prentice, Bob Richmond
President: Miles Prentice
General Manager: Monty Hoppel
Media Relations: Rachael DiLeonardo
rdleonardo@midlandrockhounds.org; (432) 520-2255
Manager: Bobby Crosby
Pitching Coach: Chris Smith
Hitting Coach: Todd Takayoshi
Asst. Hitting Coach: Juan Dilone
Athletic Trainer: Nick Voelker
Sport Performance Coach: Connor Hughes



LANSING LUGNUTS (SINGLE-A ADVANCED)

Jackson Field
505 E. Michigan Ave.
Lansing, MI 48912
(517) 485-4500
www.lansinglugnuts.com
League: High-A Central
Owner: Tom Dickson
General Manager: Tyler Parsons
Media Relations: Jesse Goldberg-Strassler
jgoldstrass@lansinglugnuts.com; (517) 485-4500
Manager: Phil Pohl
Pitching Coach: Don Schulze
Hitting Coach: Javier Godard
Asst. Hitting Coach: Craig Conklin
Athletic Trainer: Jacob Routhier
Sport Performance Coach: Kevin Guild



STOCKTON PORTS (SINGLE-A)

Banner Island Ballpark
404 West Fremont Street
Stockton, CA 95203
(209) 644-1900
www.stocktonports.com
League: Low-A West
Chairman/CEO: Tom Volpe
President: Pat Filippone
General Manager: Kieran McMahon
Media Relations: Chris Zavaglia
czavaglia@stocktonports.com; (209) 644-1953
Manager: Frankling Font
Pitching Coach: Bryan Corey
Hitting Coach: Kevin Kouzmanoff
Asst. Hitting Coach: Cooper Goldby
Athletic Trainer: Eric Fasth
Sport Performance Coach: Steven Thayer



ARIZONA A'S (ROOKIE)

Lew Wolff Training
Complex at Fitch Park
160 E. Athletics Way
Mesa, AZ 85201
(480) 387-5800
League: Arizona Complex League
Manager: Adam Rosales
Pitching Coach: Gabriel Ozuna
Hitting Coaches: Ruben Escalera, Anthony Phillips, Francisco Santana
Head Athletic Trainer: Noah Huff
Asst. Athletic Trainer: Audyanna Merrick
Sport Performance Coach: Nate Penaranda



OAKLAND A'S AFFILIATES BY YEAR

Year	Triple-A	Double-A	Single-A	Peninsula	Leesburg	Short Season Single-A	Rookie
1968	Vancouver	Birmingham	Burlington				Gulf Coast
1969	Iowa	Birmingham	Burlington	Lodi		Tri-City	
1970	Iowa	Birmingham	Burlington			Coos Bay-North Bend	
1971	Iowa	Birmingham	Burlington			Coos Bay-North Bend	
1972	Iowa	Birmingham	Burlington			Coos Bay-North Bend	
1973	Tucson	Birmingham	Burlington			Lewiston	
1974	Tucson	Birmingham	Burlington			Lewiston	
1975	Tucson	Birmingham	Modesto			Boise	
1976	Tucson	Chattanooga	Modesto			Boise	
1977	San Jose	Chattanooga	Modesto				Medicine Hat
1978	Vancouver	Jersey City	Modesto			Bend	
1979	Ogden	Waterbury	Modesto			Medford	
1980	Ogden	West Haven	Modesto			Medford	
1981	Tacoma	West Haven	Modesto			Medford	
1982	Tacoma	West Haven	Modesto	Madison		Medford	Idaho Falls
1983	Tacoma	Albany	Modesto	Madison		Medford	Idaho Falls
1984	Tacoma	Albany-Colonie	Modesto	Madison		Medford	Idaho Falls
1985	Tacoma	Huntsville	Modesto	Madison		Medford	Pocatello
1986	Tacoma	Huntsville	Modesto	Madison		Medford	
1987	Tacoma	Huntsville	Modesto	Madison		Medford	
1988	Tacoma	Huntsville	Modesto	Madison		Southern Oregon	Arizona
1989	Tacoma	Huntsville	Modesto	Madison		Southern Oregon	Arizona
1990	Tacoma	Huntsville	Modesto	Madison		Southern Oregon	Arizona
1991	Tacoma	Huntsville	Modesto	Madison		Southern Oregon	Arizona
1992	Tacoma	Huntsville	Modesto	Madison		Southern Oregon	Arizona
1993	Tacoma	Huntsville	Modesto	Madison		Southern Oregon	Arizona
1994	Tacoma	Huntsville	Modesto	West Michigan		Southern Oregon	Arizona
1995	Edmonton	Huntsville	Modesto	West Michigan		Southern Oregon	Arizona
1996	Edmonton	Huntsville	Modesto	West Michigan		Southern Oregon	Arizona
1997	Edmonton	Huntsville	Modesto	Visalia		Southern Oregon	Arizona
1998	Edmonton	Huntsville	Modesto	Visalia		Southern Oregon	Arizona
1999	Vancouver	Midland	Modesto	Visalia		Southern Oregon	Arizona
2000	Sacramento	Midland	Modesto	Visalia		Vancouver	Arizona
2001	Sacramento	Midland	Modesto	Visalia		Vancouver	Arizona
2002	Sacramento	Midland	Modesto	Visalia		Vancouver	Arizona
2003	Sacramento	Midland	Modesto	Kane County		Vancouver	Arizona
2004	Sacramento	Midland	Modesto	Kane County		Vancouver	Arizona
2005	Sacramento	Midland	Stockton	Kane County		Vancouver	Arizona
2006	Sacramento	Midland	Stockton	Kane County		Vancouver	Arizona
2007	Sacramento	Midland	Stockton	Kane County		Vancouver	Arizona
2008	Sacramento	Midland	Stockton	Kane County		Vancouver	Arizona
2009	Sacramento	Midland	Stockton	Kane County		Vancouver	Arizona
2010	Sacramento	Midland	Stockton	Kane County		Vancouver	Arizona
2011	Sacramento	Midland	Stockton	Burlington		Vermont	Arizona
2012	Sacramento	Midland	Stockton	Burlington		Vermont	Arizona
2013	Sacramento	Midland	Stockton	Beloit		Vermont	Arizona
2014	Sacramento	Midland	Stockton	Beloit		Vermont	Arizona
2015	Nashville	Midland	Stockton	Beloit		Vermont	Arizona
2016	Nashville	Midland	Stockton	Beloit		Vermont	Arizona
2017	Nashville	Midland	Stockton	Beloit		Vermont	Arizona
2018	Nashville	Midland	Stockton	Beloit		Vermont	Arizona
2019	Las Vegas	Midland	Stockton	Beloit		Vermont	Arizona (2)
2020	Las Vegas	Midland	Stockton	Beloit		Vermont	Arizona (2)
2021	Las Vegas	Midland	Lansing	Stockton			Arizona

ATHLETICS SCOUTING ASSIGNMENTS

Name	Territory	Resides
Steve Abney	Kansas, Nebraska, Missouri, Arkansas, Oklahoma	Lawrence, KS
Anthony Aliotti	Southern California	Trabuco Canyon, CA
Neil Avent	North Carolina, South Carolina	Charlotte, NC
Chris Botsoe	Alabama, Florida Panhandle, Tennessee	Antioch, TN
Fletcher Byrd	North Texas	Dallas, TX
Jim Coffman	Alaska, Idaho, Montana, Oregon, Washington	Portland, OR
Ruben Escalera	Puerto Rico	Carolina, PR
Tripp Faulk	DC, Delaware, Maryland, Virginia, West Virginia	Richmond, VA
Julio Franco	South Florida	Weston, FL
Matt Higginson	Canada, Western New York, Pennsylvania	Grimsby, ON
Derek Lee	Illinois, Iowa, Minnesota, North Dakota, South Dakota, Wisconsin	Frankfort, IL
Kelcey Mucker	Louisiana, Mississippi, South Texas, West Tennessee	Denham Springs, LA
Trevor Schaffer	Florida	Belleair, FL
Rich Sparks	Indiana, Kentucky, Michigan, Ohio	Macomb Township, MI
Jemel Spearman	Georgia, North Florida	Cumming, GA
Troy Stewart	Northern California	Davis, CA
Dillon Tung	Southern California	Los Angeles, CA
Jeff Urlaub	Arizona, Colorado, Southern Nevada, New Mexico, Utah, Wyoming	Phoenix, AZ
Ron Vaughn	New Jersey, New England, Eastern New York	Windsor, CT

DICK BOGARD SCOUT OF THE YEAR

The Dick Bogard Scout of the Year Award was established in 2001 to honor an A's scout for outstanding service to the organization. Bogard was the A's scouting director from 1985-94. During his tenure, the A's signed 61 players who played in the Major Leagues, including Rookies of the Year Walt Weiss and Ben Grievie.

2001 Jim Pransky	2007 Ron Vaughn	2013 Will Schock	2019 Michael Holmes
2002 Billy Owens	2008 Kelcey Mucker	2014 Jim Coffman	2020 Amaury Reyes
2003 Rick Magnante	2009 Yancy Ayres	2015 Neil Avent	2021 Dillon Tung
2004 Julio Franco	2010 Jeff Bittiger	2016 Jemel Spearman	
2005 Blake Davis	2011 Matt Higginson	2017 Marc Sauer	
2006 Rich Sparks	2012 Kelcey Mucker	2018 Chris Reilly	

MINOR LEAGUE FIELD STAFF

JIM EPPARD

Minor League Hitting Coordinator

Originally drafted by the A's in the 13th round of the 1982 draft out of Cal, Jim Eppard rejoined the A's in 2016 as the organization's minor league hitting coordinator. Prior to that, he spent two seasons as assistant hitting coordinator for Los Angeles (AL) after serving as the club's hitting coach from May 15, 2012 through the end of the 2013 season. Before coaching the big league squad, he served as hitting coach at Triple-A Salt Lake for nine-plus seasons from 2003-12. Prior to joining the Angels organization, he spent eight seasons in the Rockies minor league system as hitting coach for Triple-A Colorado Springs (2000-02) and as manager at three different Rockies affiliates from 1995-99.

As a player, he spent 12 years in pro baseball, including four as a Major Leaguer with the Angels and Blue Jays. He hit .281 in 82 career Major League games and is a lifetime .310 hitter in 1,199 minor league games, winning four minor league batting titles in four different leagues.

Jim lives in Rapid City, S.D., with his wife, Lou Ann. They have a daughter, Hannah.



GIL PATTERSON

Minor League Pitching Coordinator

Gil Patterson returns for his seventh season of his third stint as the A's minor league pitching coordinator after spending the previous three seasons in similar roles with the New York Yankees (2013-15). He previously held this position with the A's in 1996 and from 2008-12. Prior to his second stint with the A's, he spent three years coaching in the Yankees minor league system with the GCL Yankees (2006-07) and Triple-A Columbus (2005).



He has also served as Toronto's bullpen coach in 2001 and its pitching coach from 2002-04, after serving as the Arizona minor league pitching coordinator from 1997-2000. Patterson originally joined the Oakland organization in 1991, coaching in the Arizona Rookie League in Scottsdale. He coached for the A's Single-A affiliate in Madison from 1992-93, Single-A West Michigan in 1994 and the Rookie League Scottsdale A's in 1995 before his first stint as the roving minor league pitching instructor in 1996.

He began his coaching career at Triple-A Columbus and Single-A Oneonta with the New York Yankees organization in 1984. Patterson was the Yankees first selection of the secondary phase of the 1975 June draft. He made his professional debut that year with Single-A Oneonta, leading the New York-Penn League in strikeouts (97). Patterson tossed a no-hitter on June 28, 1976 with Double-A West Haven before being promoted to Triple-A Syracuse. He was 9-2 with West Haven and 9-2 with Syracuse, including two postseason wins, before going 5-3 in winter ball. Patterson opened the 1977 season in Syracuse before making his Major League debut with the Yankees at age 21. He appeared in 10 games (six starts) with the eventual World Series champions in 1977 while posting a 1-2 record and 5.45 ERA.

Patterson suffered a torn rotator cuff and spent considerable time on the disabled list in 1978 and 1979. He pitched in the Yankees minor league system in 1980-81 and the San Francisco Giants organization in 1982 before having career-ending Tommy John surgery following Spring Training in 1983. In total, Patterson underwent eight operations during his career.

Patterson makes his offseason home in Odessa, Fla., with his wife, Jan. The couple has four children — Brandy, Raquel, Kyle and G.T.

JUAN NAVARRETE

Minor League Infield Coordinator

Juan Navarrete is in his third season as the A's minor league infield coordinator after spending three seasons as the minor league defensive coordinator, two seasons as the minor league defensive, baserunning and bunting coordinator, 12 seasons as minor league roving infield instructor, and two years as minor league roving hitting instructor. Navarrete spent the previous seven seasons as a minor league manager and compiled a 390-338 (.536) record during that span. In his first two seasons as a manager for the A's Arizona Rookie League team (1995-97), he earned manager and co-manager of the year honors after guiding the team to first- and second-place finishes, respectively. Navarrete was promoted to Single-A Modesto in 1998 and took over the managerial duties at Single-A Visalia in 1999, where he guided the Oaks to playoff appearances in two of his three seasons.



A former infielder, Navarrete's playing career spanned 21 years (1970-90). He spent the majority of his career with the Saltillo Saraperos of the Mexican League as a player (1970-71; 78-82) and as a player-manager (1983-85). Navarrete was an eight-time All-Star and a member of Saltillo's 1980 championship squad. He also played six seasons in the Montreal organization (1972-77). Navarrete spent his winters in the Mexican-Pacific Winter League (1972-90) and is among the all-time leaders in various statistical categories. In 1998, Navarrete was inducted into the Mexican Baseball Hall of Fame.

Navarrete makes his home in San Tan Valley, Ariz., with his wife, Maria, and two daughters, Airam and Ana.

STEVE SCARSONE

Minor League Outfield and Baserunning Coordinator

Steve Scarsonne enters his third season as minor league outfield and baserunning coordinator and enters his first year in the role of Arizona field coordinator after serving as minor league roving infield and baserunning instructor in 2019 and as a traveling instructor from 2017-19. In this new position, Scarsonne will organize all Arizona-based programs, including the Arizona Complex League and instructs.

Prior to working as a traveling instructor, he served four seasons as the manager of the A's top minor league affiliate, including earning the Pacific Coast League's Manager of the Year Award in 2016. Scarsonne previously managed Midland (2011-12), Stockton (2010) and Kane County (2009) in the A's system, as well as Lancaster (2002) and South Bend (2001). He also served as Oakland's interim third base coach for the last half of the 2017 season.

Scarsonne played seven seasons as a Major League utility infielder with Philadelphia (1992), Baltimore (1992), San Francisco (1993-96), St. Louis (1997) and Kansas City (1999). He had his best season in 1995, batting .266 with 11 home runs and 29 RBI for the Giants. Scarsonne was originally drafted by Philadelphia in the 2nd round of the 1986 draft. He played six seasons in the minors before making his Major League debut with the Phillies in 1992.

Scarsonne makes his offseason home in Scottsdale, Ariz., with his wife, Becki. The couple has two children, a daughter, Leah, and son, Ty.



GABE ORTIZ

Minor League Catching Coordinator

Gabe Ortiz enters his third season as minor league catching coordinator and his 16th with the A's organization, which includes five years as a player.

He joined the organization at 20 years old and spent five seasons as a catcher in the A's system. He reached as high as Double-A Midland and was a career .238 hitter with eight homers in 146 games. He has been part of the Arizona League A's coaching staff as general assignment coach since 2012.

Ortiz resides in Gilbert, Ariz., with his wife, Gerri, and children, Gabriel Jr., Gavin and Genevieve.



EDDIE MENCHACA

Latin America Field Coordinator

Eddie Menchaca enters his second season as Latin America field coordinator after serving two seasons as the supervisor of Latin American player development. He joined the A's organization in 2018 as manager for the A's affiliate in the Arizona Rookie League and spent two seasons in that role.

Menchaca was a 36th-round draft choice out of South Mountain Community College (Phoenix, Ariz.) by the Seattle Mariners in 1999. The infielder played five seasons of affiliated baseball, reaching as high as Double-A San Antonio with the club in 2005.

He resides in Gilbert, Ariz., with his fiancée, Jasmin, two boys, Jonathan and Anthony, and baby girl, Annalise Sky.



CASEY UPPERMAN

Throwing Performance Coach

Casey Upperman enters his third season as throwing performance coach and his third season with the Athletics organization.

Drafted in the 47th round of the 2010 MLB First-Year Player Draft by the Arizona Diamondbacks, Upperman played professionally with the Arizona, Washington and Baltimore organizations, as well as with the Normal Cornbelters and Cleburne Railroaders of the American Association from 2010-17.



Upperman was born and raised in Phoenix, Ariz., and attended Notre Dame Preparatory in Scottsdale, Ariz., and Yavapai College in Prescott, Ariz. He currently owns a training facility in Phoenix, Rotational Athlete Solutions, where he trains pitchers and golfers.

Upperman resides in Phoenix with his two dogs, Fitz and Floyd.

LLOYD TURNER

Hitting Technology Coach

Lloyd Turner enters his 10th season coaching in the A's organization and will take on the role of hitting technology coach for the Arizona A's after serving as a hitting coach last season. Prior to managing Beloit in 2019, he filled the role of hitting coach for Vermont (2013, 2016-18) and Beloit (2014-15).

Selected by the A's in the 16th round of the June 2002 draft, Turner spent six years in the Oakland farm system. He concluded his playing career with Lancaster (2008-10) and Camden (2011-12) of the independent Atlantic League.

Turner and his wife, Tara, live in Mesa, Ariz. He has two sons, Chandler and Christian, and a daughter, Cardyn.




LARRY DAVIS

Senior Coordinator of Medical Services

Larry Davis begins his 50th season with the A's organization and his sixth as senior coordinator of medical services. He spent the previous nine seasons as coordinator of medical services. Davis oversees and administers all health and injury issues throughout the organization.

Before his current post, Davis served 10 seasons (1998-2007) as the A's head trainer and 14 previous years (1984-97) as an assistant trainer for the big league club. A native of Tucson, Ariz., Davis attended the University of Arizona where he majored in physical education. He began his baseball career in 1973 as the head trainer, traveling secretary and equipment manager of the Tucson Toros, then Oakland's Triple-A affiliate. He remained in that capacity for 11 seasons as the affiliate moved to San Jose, Vancouver, Ogden and Tacoma.

Larry makes his home in Prescott, Ariz., with his wife, Suzi.



NATE BROOKS

Minor League Medical Coordinator

Nate Brooks enters his sixth season as the A's minor league medical coordinator after spending the previous four seasons as the organization's minor league rehab coordinator. This is Brooks' 18th season in the A's organization, previously serving as the trainer for Single-A Stockton (2010-12), Single-A Kane County (2008-09), Short-Season Vancouver (2006-07) and the Rookie-Level Arizona A's (2005).

Brooks earned his undergraduate degree in exercise science from Murray State in 2002, and his master's degree in biomechanics from Auburn in 2005. He is a certified member of the National Athletic Trainers' Association.

Brooks resides in Phoenix, Ariz., with his wife, Sarah, and son, Cad.



CRAIG LEFFERTS

Minor League Pitching Rehab Coordinator

Former Major League pitcher Craig Lefferts returns for his eighth season as minor league pitching rehab coordinator after spending 12 seasons as a pitching coach in Oakland's minor league system with Double-A Midland (2003), Short-Season Vancouver (2004-2010), Single-A Stockton (2011-12)



and Short-Season Vermont (2013-14). Additionally, Lefferts served in the same capacity at Tennessee (2000-02) and Medicine Hat (1999) in the Toronto Blue Jays system.

In his 12-year Major League career, Lefferts compiled a 58-72 record with a 3.43 ERA, which included stints with the Cubs, Padres, Giants, Orioles, Rangers and Angels. A ninth-round selection by the Cubs in 1980, Lefferts made his Major League debut with Chicago in 1983. In 1984, Lefferts posted a career-best 2.13 ERA for the National League West Division champion Padres and tossed 10 scoreless innings in six postseason appearances. He was the winning pitcher in the final two NLCS games against Chicago and earned the save in the Padres only World Series victory against Detroit.

In 1987, Lefferts made 44 appearances for San Francisco, including three scoreless outings in the NLCS against St. Louis. In 1989, he matched Gary Lavelle's team record for saves by a left-handed pitcher with 20 and appeared in five postseason games, making two appearances in the NLCS against Chicago and three against the A's in the World Series. After recording 23 saves in 1991, he was converted to a starter in 1992 and finished 13-9 with a 3.69 ERA in 27 starts for the Padres. Lefferts retired after making 30 appearances for the California Angels during the 1994 season.

Lefferts and his wife, Wendy, reside in Scottsdale, Ariz., with their five children, Brock, Brady, Taylor, Tanner and Lindsay.

RICK RODRIGUEZ

Assistant Pitching Rehab Coordinator

Rick Rodriguez will take on the role of assistant pitching rehab coordinator after six seasons as the A's Triple-A pitching coach. He also served as the pitching coach for the A's top affiliate from 2000-02, 2004-10 and 2013-14. In 2015, he was pitching coach for Stockton, and he also held roles as Oakland's bullpen coach from 2011-12 and as the manager of Single-A Modesto in 2003.

This is his 38th year in the A's organization, including seven seasons as a player and 29 as a minor league coach. Prior to becoming the pitching coach in Sacramento in 2000, he coached for the Rookie-level Arizona League A's (1992), Short-Season Southern Oregon (1993-94) and Single-A Modesto (1995-99).

Rodriguez was originally selected by Oakland in the second round of the 1981 June draft and spent seven seasons with the A's organization, including two in the majors with Oakland. He went 1-2 with a 6.61 ERA in three starts in 1986 and 1-0 with a 2.96 ERA in 15 relief appearances in 1987. Rodriguez also pitched for Cleveland (1988) and San Francisco (1990) in his big league career, compiling a 3-4 record and 5.73 ERA in 31 games, including eight starts. His playing career concluded in 1991 when he made three appearances for Triple-A Phoenix in the Giants farm system.

An East Bay native, Rodriguez was born in Oakland and graduated from Castro Valley High School in 1978. He attended Chabot Junior College in Hayward and the University of California, Riverside. Rodriguez was named to the Castro Valley Sports Hall of Fame in 2011.

Rodriguez currently resides in Folsom, Calif., with his wife, Dana. They have a daughter, Rachel, and son, Ryan.



JAVIER ALVIDREZ

Latin American Medical Coordinator

Javier Alvidrez enters his fifth season as the Latin America Medical Coordinator for the Athletics. This is his second stint in the A's organization, having served as a minor league athletic trainer for eight seasons (2000-07), making stops with the AZL Athletics (2000-03), Single-A Modesto (2004) and Double-A Midland (2005-07). He then spent five seasons in the New York Yankees system (2008-12) and five with Seattle as the Mariners Latin America Athletic Training Coordinator (2013-17). He also worked one season as the Head Athletic Trainer with the Leones del Escogido, Dominican Winter League (2005-06).

A native of El Paso, Texas, Alvidrez resides in Peoria, Ariz., with his wife, Faviola, and their two daughters, Victoria and Emilia.



JD HOWELL

Minor League Sport Performance Coordinator

JD Howell enters his 10th season with the Oakland Athletics and second as minor league sport performance coordinator. In the year prior to joining the A's, Howell interned with Stanford University and Albright College in Reading, Penn.

Howell graduated from East Stroudsburg University in East Stroudsburg, Penn., where he played football and majored in exercise science.

A native of Northampton, Penn., Howell currently resides in Phoenix, Ariz., with his wife, Emily and son, Ronan.



SCOTT SMITH

Assistant Minor League Sport Performance Coordinator

Scott Smith enters his second season as assistant minor league sport performance coordinator after spending the previous three seasons filling the role of strength and conditioning coach for Beloit and the AZL A's.

Prior to joining the A's, Smith spent time with the Phillies, Marlins and Padres. Smith earned his bachelor's and master's degrees from Georgia College & State University, where he played collegiately for three seasons.

A native of Spartanburg, S.C., Smith currently resides in Milledgeville, Ga.



DEREK CLOVIS

Sport Performance Rehab Coordinator

Derek Clovis joins the A's as sport performance rehab coordinator. He spent the previous four seasons with the Arizona Diamondbacks, serving as a strength coach in their minor league system. Before working in professional baseball, he coached at Seattle University.

Clovis earned his bachelor's degree from Whitman College (Wash.), where he played baseball and majored in history. He then attended the University of Miami (Fla.) and earned a masters degree in exercise physiology with concentrations in strength and conditioning and nutrition.

Born and raised in Seattle, Clovis now lives in Scottsdale, Ariz., with his wife, Daniela Giralt.




ED GITLITZ

Minor League Technology and Development Manager

Ed Gitlitz enters his sixth season as the minor league technology and development manager. He previously worked as a video intern with the Milwaukee Brewers (2011), Toronto Blue Jays (2012), Los Angeles Dodgers (2013-2014), Arizona Diamondbacks (2015) and Synergy Sports Tech (2016) before joining the A's.

He is a dual major from SUNY Cortland with a BA in Political Science and Sports Management and a Masters of Science in Sports Management.

Originally from New City, N.Y., Ed resides in Gilbert, Ariz., with his wife, Kristin, daughter, Rebecca, son, Jason, and dog, Kevin.



CHAD HUSS

Head Groundskeeper, Arizona

Chad Huss enters his 24th season in the Athletics organization as the Arizona head groundskeeper. Prior to joining the A's organization, Huss worked for the Wisconsin Timber Rattlers of the Midwest League from 1995-97. During his time with the Timber Rattlers, Huss was named Midwest League Groundskeeper of the Year in 1996 and 1997.

Originally from Kaukauna, Wis., Huss was a two-sport athlete in high school before going on to play college basketball at UW Fox Valley. His basketball coach was MLB crew chief Gerry Davis. Davis helped him start his baseball groundskeeping career with the Timber Rattlers.

He currently lives in Chandler, Ariz., with his wife, Laurisa, and three daughters, Katelyn, Ava and Alexis.



LAS VEGAS AVIATORS STAFF

FRAN RIORDAN

Manager

Fran Riordan enters his fifth season with the A's Triple-A affiliate. He served as the manager at Double-A Midland in 2017 and Single-A Beloit the previous two seasons (2015-16). Prior to joining the A's organization, he spent four seasons as manager of the Florence Freedom of the Frontier League of Professional Baseball. He led the team to two playoff berths and is second all-time in Frontier League wins with 625.

Before joining Florence, Riordan managed the Northern League's Lake County Fielders (2010) and Kalamazoo Kings (2004-09), leading the Kings to the 2005 Frontier League title. He also served as a player-manager in the Frontier League from 2000-02, leading the Richmond Roosters to back-to-back league championships in 2001 and 2002.

Riordan made his professional baseball debut in 1997 after playing collegiately at Allegheny College and enjoyed a seven-year playing career. He resides in Buffalo, N.Y., with his wife, Cassie, and children, Brooke, Sadie and Trent.



MANAGERIAL RECORD

Year	Team	League	Record	Finish
2000	Dubois County	Frontier League (Independent)	35-47	5th
2001	Richmond	Frontier League (Independent)	49-35	2nd
2002	Richmond	Frontier League (Independent)	53-31	2nd
2004	Kalamazoo	Frontier League (Independent)	51-45	3rd
2005	Kalamazoo	Frontier League (Independent)	53-43	1st
2006	Kalamazoo	Frontier League (Independent)	47-49	4th
2007	Kalamazoo	Frontier League (Independent)	51-45	3rd
2008	Kalamazoo	Frontier League (Independent)	60-36	1st
2009	Kalamazoo	Frontier League (Independent)	58-38	1st
2010	Lake County	Northern League (Independent)	41-59	7th
2011	Florence	Frontier League (Independent)	39-57	6th
2012	Florence	Frontier League (Independent)	57-39	2nd
2013	Florence	Frontier League (Independent)	53-43	3rd
2014	Florence	Frontier League (Independent)	41-55	5th
2015	Beloit (A)	Midwest League	55-84	7th/5th
2016	Beloit (A)	Midwest League	59-80	6th/8th
2017	Midland	Texas League	67-71	2nd/3rd
2018	Nashville	Pacific Coast League	72-68	2nd
2019	Las Vegas	Pacific Coast League	83-57	1st
2020	Las Vegas	Pacific Coast League	Season Canceled	-
2021	Las Vegas	Triple-A West	65-61	3rd
Totals			1089-1043	

2005 Playoffs: Defeated Rockford 3 games to 1 in the semifinals; defeated Chilicothe 3 games to 2 in finals
2008 Playoffs: Defeated Gateway 3 games to 1 in the semifinals; defeated by Windy City 3 games to 0 in finals
2009 Playoffs: Defeated by Lake Erie 3 games to 2 in the semifinals
2012 Playoffs: Defeated Gateway 3 games to 2 in the semifinals; defeated by Southern Illinois 3 games to 1 in the finals
2013 Playoffs: Defeated by Schaumburg 3 games to 0 in the semifinals
2017 Playoffs: Defeated San Antonio 3 games to 2 in the semifinals; defeated Tulsa 3 games to 2 in the finals
2019 Playoffs: Defeated by Sacramento 3 games to 2 in the semifinals

STEVE CONNELLY


Pitching Coach

Steve Connelly joins Triple-A Las Vegas after spending the previous four seasons as pitching coach of the Midland RockHounds. He spent 2016-17 as pitching coach of the Stockton Ports after serving in the same capacity for Single-A Beloit in 2015 and Short-Season Vermont in 2014.

Prior to joining the A's organization in 2014, he was the pitching coach at the University of Alabama-Huntsville from 2011-13.

Connelly is a native of Long Beach, Calif., who starred on the University of Oklahoma's 1994 team that won the College World Series. He was selected by Oakland in the 24th round of the 1995 amateur draft and pitched four seasons in the A's organization. He made his Major League debut in 1998, posting a 0-0 record and 1.93 ERA in three relief appearances with Oakland.

Connelly resides in Huntsville, Ala. He has four children: Vee, John, Lochlan and Atkins.



BRIAN MCARN

Hitting Coach

Brian McArn will serve as hitting coach for the Aviators after serving as assistant hitting coach with Las Vegas last year. He previously spent three seasons as the Stockton hitting coach. This year is his 24th season as a coach in the A's system, having previously coached for Stockton (2011-12, 2014-15), Midland (2004, 2013, 2016-17), Sacramento (2005-10) and the A's former Single-A affiliate in Modesto (1998-2003).

McArn played collegiately at American River Junior College in Sacramento from 1998-99 and the University of Nebraska from 1990-91.

Prior to joining the A's organization, McArn spent one season as the hitting coach for the Single-A Vermont Expos in the New York-Penn League. McArn began his coaching career at American River Junior College, where he served as an assistant coach.

Selected in the 26th round of the 1991 June draft, McArn spent two seasons in the A's organization before injuries ended his career in 1992.

McArn makes his offseason home in Elk Grove, Calif., with his wife, Cancy, and four children: Brian, Bryson, Brevon and Braydon.




JASON HART

Assistant Hitting Coach

Jason Hart joins the A's organization as assistant hitting coach. Prior to this, he spent 13 years as a hitting coach in the Texas Rangers organization, most recently with the Hickory Crawdads.

Hart had a nine-year playing career, including over four years in the A's system. He was drafted by Oakland in the fifth round of the 1998 draft and was named an All-Star and the Northwest League MVP that season. In 2000, he was named Topps minor league player of the year. After being traded to Texas in 2002, he made his Major League debut on Aug. 18 of that year, appearing in 10 games for the Rangers.

A native of Walnut Creek, Calif., Hart lives in Fair Grove, Mo. with his wife, Jenny, three daughters, Kloe, Camdyn and Karalina, three dogs and a cat.



JUSTIN WHITEHOUSE

Athletic Trainer

Justin Whitehouse will serve as head athletic trainer for Triple-A Las Vegas. This will be his 22nd season in the organization, having previously spent 12 seasons with Double-A Midland (2008-19), five with Single-A Kane County (2003-07) and two years with Single-A Visalia (2001-02). He was named Midwest League athletic trainer of the year in 2007. In 2021, Whitehouse served as COVID-19 Infection Control Prevention Coordinator with the major league club.

Whitehouse earned his degree in health education at the University of Nevada at Reno and received his masters in physical education, with an emphasis in athletic training and biomechanics, at San Diego State. He interned with the San Francisco 49ers during spring and summer training camps in 1997 and 1998.

Originally from Stockton, Calif., Whitehouse resides in Reno, Nev., with his wife, Susan, and children, Cassandra and Lance.



SHANE ZDEBIAK

Assistant Athletic Trainer

Shane Zdebiak enters his second season as an athletic trainer with Triple-A Las Vegas, after spending three years in the same role with Single-A Stockton. Prior to that, he was athletic trainer for Single-A Clinton in the Seattle Mariners organization in 2016 after serving as athletic trainer for Short-Season Everett from 2014-15, also in the Seattle system.

Prior to joining the Mariners, he worked as the athletic trainer of the Winnipeg Goldeyes of the independent American Association from 2010-13 and two seasons with the Steinbach Pistons of the Manitoba Junior Hockey League.

Zdebiak graduated from the University of Manitoba in 2009 with a B.A. in kinesiology and is certified as an athletic therapist through the Canadian Athletic Therapists' Association and as an athletic trainer through the National Athletic Trainers' Association Board of Certification.

A native of Gimli, Manitoba, Canada, the 36-year-old currently resides in Scottsdale, Ariz.



MATT MOSIMAN

Sport Performance Coach

Matt Mosiman enters his first season as sport performance coach at Triple-A Las Vegas after spending 2017 with the Dominican Summer League A's, 2018-19 with Single-A Stockton and 2021 with Double-A Midland.

Prior to joining the A's, Mosiman interned with Notre Dame, New Mexico State University and the University of Wisconsin, La Crosse. A graduate of La Crosse, Mosiman earned both his bachelor's and master's degrees from the institution.

Mosiman grew up and currently resides in Oregon, Wis.



ORGANIZATIONAL PLAYER AND PITCHER OF THE YEAR

1995	Steve Cox, Derek Manning	2009	Chris Carter, Pedro Figueroa
1996	D.T. Cromer, Willie Adams	2010	Grant Green, Ian Krol
1997	Ben Grieve, Brad Rigby	2011	Michael Choice/Jermaine Mitchell, Graham Godfrey
1998	Eric Chavez, Jay Witasick	2012	Miles Head, A.J. Griffin/Dan Straily
1999	Adam Piatt, Tim Hudson	2013	Anthony Aliotti, Sonny Gray
2000	Jose Ortiz, Barry Zito	2014	Dan Robertson/Matt Olson, Seth Streich
2001	Esteban German, Mario Ramos	2015	Chad Pinder, Ryan Dull
2002	Graham Koonce, Rich Harden	2016	Ryon Healy, Daniel Mengden
2003	Graham Koonce, Rich Harden	2017	Matt Olson, A.J. Puk
2004	Dan Johnson, Jairo Garcia	2018	Ramón Laureano, Jesús Luzardo
2005	Andre Ethier, Dallas Braden	2019	Seth Brown, Daulton Jefferies
2006	Jeff Baisley, Jason Windsor	2020	No minor league season
2007	Daric Barton, Trevor Cahill	2021	Nick Allen, Colin Peluse
2008	Chris Carter, Trevor Cahill		

MIDLAND ROCKHOUNDS STAFF

BOBBY CROSBY


Manager

Bobby Crosby enters his second season as manager of Double-A Midland after serving as a coach with the RockHounds in 2019. He was scheduled to make his managerial debut with Single-A Stockton in 2020 before the season was canceled. The former infielder played in the Major Leagues for eight seasons, winning the Rookie of the Year in 2004 with the Oakland A's.

Crosby was originally drafted in the first round (25th overall) of the 2001 First Year Player Draft by the Oakland A's out of Long Beach State University. He went on to play 747 Major League baseball games, recording 62 homers and 276 RBI. His best season came in 2004, in which he was named American League Rookie of the Year after hitting .239 with 22 homers and 64 RBI in 151 games with the A's.

Crosby played three seasons for the Dirtbags, hitting a combined .324 with 21 homers and 93 RBI. He was named the Big West Player of the Year and third team All-America by Collegiate Baseball in 2001 after batting .353 with nine homers and 39 RBI. Crosby also represented the USA in the summer of 2000 as he was the starting shortstop for Team USA.

Crosby makes his offseason home in Ft. Worth, Tex., and has three boys, Tyler, Dylan and Finn.



MANAGERIAL RECORD

Year	Team	League	Record	Finish
2020	Stockton	California League	Season Canceled	–
2021	Midland	Double-A Central	59-60	2nd
Totals			59-60	

CHRIS SMITH

Pitching Coach

Chris Smith enters his first season with Double-A Midland after spending three seasons with the Stockton Ports as pitching coach. Smith made his professional coaching debut after finishing his five-year Major League career.

Originally drafted by the Boston Red Sox in the fourth round of the First-Year Player Draft out of UC Riverside, Smith went on to play 15 years of professional baseball, including stints with the Boston, Milwaukee, Oakland, San Diego, and Seattle organizations. He went 1-4 with a 5.41 ERA in 77 MLB games. He played 14 years in the minors, recording 58 wins with a 3.86 ERA in 316 games.

Smith resides in Oak Hills, Calif., with his wife, Lisa, and his three girls, Charlotte, Abigail and Grace.



TODD TAKAYOSHI

Hitting Coach

Todd Takayoshi joins Double-A Midland after serving as a hitting coach in the Cincinnati Reds organization from 2016-21. Prior to that, he was assistant minor league hitting coordinator with the Los Angeles Dodgers from 2013-15. From 2002-12, Takayoshi served as a minor league hitting coach, catching coordinator, hitting coordinator and field coordinator with the Angels organization.

After attending the University of Hawaii at Manoa, Takayoshi played in the Angels organization from 1993-96 and for the Western League Reno Chukars from 1997-98.

He resides in Tacoma, Wash., with his wife, Saori, daughters, Taegan and Taryn, and son, Tommy.



JUAN DILONE

Assistant Hitting Coach

Juan Dilone enters his second season with the Midland staff as assistant hitting coach and his 27th season in the A's organization, which includes 21 years as a coach and instructor and six as a player.

Dilone's first coaching assignment was in 2002 as hitting coach at Single-A Visalia. He also had one-year stints at Short-Season Vancouver (2003) and the A's entry in the Arizona Rookie League (2004) before spending four seasons as coordinator of Dominican instruction (2005-09). Dilone then spent seven more seasons as hitting coach for the A's Rookie League club (2009-15) before spending four seasons with Single-A Beloit as hitting coach (2016-19).

Dilone signed a free agent contract with Oakland in 1990 and spent six seasons (1991-94; 96-97) in the A's farm system. A former infielder, Dilone spent his final two seasons at Single-A Modesto, where he batted a career-best .265 with 14 home runs in 1996.

A native of Santo Domingo, Dominican Republic, Dilone makes his offseason home in Higüey, Dominican Republic, with his wife, Evelyn, and children, Jhonsei and Emelyn.



NICK VOELKER

Athletic Trainer

Nick Voelker enters his fifth season with the Athletics, his second at Midland. He spent his first season in 2018 in the Dominican Republic and was with Double-A Midland last year. He began his career as an athletic trainer with the Cincinnati Reds affiliate in the Dominican Republic in 2017.

Nick earned his MS in Sport & Exercise Science from the University of Central Florida (2017) and his BS in Athletic Training from the University of Indianapolis (2014).

He currently resides in Scottsdale, Ariz. with his fiancée, Cayla.



CONNOR HUGHES

Sport Performance Coach

Connor Hughes enters his fourth season with the A's organization, his first as sports performance coach for Midland. He spent 2021 as sport performance coach for Lansing.

Hughes is a native of Minden, Nev., and has a B.S. in Kinesiology from Boise State University.



LANSING LUGNUTS STAFF

PHIL POHL

Manager

Phil Pohl makes his managerial debut with High-A Lansing, after serving as Major League bullpen catcher from 2016-2021.

Drafted by the A's in the 28th round in 2012, he played at every level of the Athletics minor league organization from 2012-15. In 2015, he also spent time with the Colorado Rockies organization and the American Association Laredo Lemurs.

Pohl grew up in Cooperstown, N.Y., and played baseball at Clemson University from 2009-12. He currently lives in Gilbert, Ariz., with his wife, Christy, and son, Vincent.



DON SCHULZE

Pitching Coach

Don Schulze enters his second season as pitching coach with High-A Lansing staff and his 17th season overall as a coach in the A's system. A former first-round pick of the Chicago Cubs in 1980, Schulze began his coaching career with the A's rookie-level affiliate in 2006. Since then, he has served as the pitching coach with Kane County (2007-08), Stockton (2009-10), Midland (2011-14, 17), Nashville (2015) and Beloit (2016, 2018-20).

The former Major League pitcher compiled a 15-25 record and 5.47 ERA while playing for the Cubs (1983-84), Indians (1984-86), Mets (1987), Yankees (1989) and Padres (1989). From 1990-92, Schulze pitched for the Orix Blue Wave in Japan. He then closed out his playing career in 1993 with Baltimore's Triple-A affiliate.

Schulze makes his offseason home in Dixon, Ill., with his wife, Jeanne, and daughters, Sarah and Madeline.



JAVIER GODARD

Hitting Coach

Javier Godard enters the fourth season of his professional coaching career and his second as hitting coach for Lansing.

Originally signed as an international free agent on Jan. 30, 2013 by the Oakland A's, Godard went on to play six seasons of affiliated baseball with the club. He played three years in the Dominican Summer League before coming to the United States in 2016. His best season came in 2015 when he batted .277 with 16 doubles and 22 RBI in 59 games for the DSL A's.

Godard was born in Baruta, Venezuela and currently resides in Miami, Fla. He is married, Johanna.



CRAIG CONKLIN

Assistant Hitting Coach

Craig Conklin joins the Lansing coaching staff after serving as assistant hitting coach with Stockton in 2021 and as a coach for Las Vegas in 2019. He worked for the A's as the Southern California area scout for four years prior to that. In four seasons with the A's, Conklin signed players Kyle Friedrichs, Evan Manarino, Luke Persico, and Sam Sheehan while also serving as coach in the instructional league, extended spring training, and with Beloit in 2016 and Stockton in 2018.

Prior to joining the A's, he worked for the MLB Scouting Bureau from 1999-2015. He worked several roles with the bureau, serving as an area scout in Southern & Northern California, covering Mexico and Australia internationally and as an advanced scout for the World Baseball Classic.

The Southern California native splits his time between Malibu, Calif., and Cayucos, Calif., in the offseason.



JAKE ROUTHIER

Athletic Trainer

Jake Routhier will serve as head athletic trainer for High-A Lansing after serving in the same capacity for Low-A Stockton in 2021 and the Dominican Summer League in 2019.

Routhier previously worked as an intern for the New York Yankees and the Arizona Diamondbacks. He completed his bachelors at the University of Connecticut and masters at the University of Florida. He currently resides in Fairfield, Conn.



KEVIN GUILD

Sport Performance Coach

Kevin Guild is entering his first season with High-A Lansing after spending the previous three seasons with Stockton (2021) and Vermont (2018-19).

Guild resides in South Burlington, Vt. where he spends the offseason skiing, hiking and enjoying the outdoors.



STOCKTON PORTS STAFF

FRANKLIN FONT

Manager

Franklin Font joins the A's organization after spending 20 seasons in various coaching roles with the Chicago Cubs organization, including a minor league manager in 2002, 2005-06 and 2008. From 2012-20, he served as a Major League staff assistant following a one-year stint as assistant hitting coach with the Major League team.

Font was signed as a non-drafted free agent by the Cubs in 1995 and played in six minor league seasons with the club.

Born in Caracas, Venezuela, Font resides in Mesa, Ariz., with his wife, Maria. He has three children, Veronica, Benjamin and Balentine, and one grandson, Franklin Jr.



MANAGERIAL RECORD

Year	Team	League	Record	Finish
2002	VZL Cubs	Venezuela	28-29	
2005	DSL Cubs	Dominican	27-40	5th
2006	DSL Cubs	Dominican	25-46	10th
2008	AZL Cubs	Arizona	31-24	5th
Totals			111-139	

BRYAN COREY

Pitching Coach

Bryan Corey returns to Stockton as pitching coach, a role he previously held in 2018. He served as assistant pitching rehab coordinator last season and was pitching coach for the Arizona A's for the two prior seasons. Before that, he spent two seasons as pitching coach at Short-Season Vermont (2017) and Single-A Stockton (2018). He also served as a Four Corners scout for Milwaukee (2015-16) and a Major League Advance scout for Cleveland (2013-14).

Originally drafted as a shortstop by Detroit in the 12th round of the 1993 draft, Corey was converted to a pitcher after two pro seasons. He spent the next 18 seasons on the mound, including five years in the majors with Arizona, Los Angeles (NL), Texas, Boston and San Diego, winning a World Series with the Red Sox in 2007.

He also played two seasons in Japan (2004, 2010), winning the Japan Series with Chiba Lotte during his second stint. Additionally, he pitched in both Korea and Taiwan before retiring after the 2012 season.

A native of Thousand Oaks, Calif., Corey resides in Phoenix, Ariz., and has two daughters, Brooke and Blair.



KEVIN KOUZMANOFF

Hitting Coach

Kevin Kouzmanoff enters his fourth season as a professional hitting coach and first with Low-A Stockton, after working with Double-A Midland in 2021 and making his coaching debut with the Arizona A's in 2019. He joined the A's organization after spending the 2018 season as an assistant coach with Metropolitan State University of Denver.

The former Major Leaguer was a career .257 hitter with 87 homers and 371 RBI in seven seasons while playing for Cleveland (2006), San Diego (2007-09), Oakland (2010-11), Colorado (2011) and Texas (2014).

A native of Denver, Colo., Kouzmanoff makes his offseason home in Denver.



COOPER GOLDBY

Assistant Hitting Coach

Cooper Goldby begins his first season as the assistant hitting coach for Low-A Stockton in 2022.

Goldby was drafted by the A's in the 35th round of the 2017 First-Year Player Draft out of Lewis-Clark State College in Lewiston, Idaho. He played three seasons in Oakland's minor league system from 2017-2019.

Goldby was born in Yuba City, CA and is a graduate of Yuba City High School.



ERIC FASTH

Head Athletic Trainer

Eric Fasth enters his second season with the A's, his first with Low-A Stockton. He previously served as assistant athletic trainer with Triple-A Las Vegas.

Prior to joining the Athletics, Fasth worked with the women's ice hockey and rowing teams as assistant athletic trainer at College of the Holy Cross from 2019-21, following stints with the Boston Red Sox and Arizona Diamondbacks organizations.

The Boise, Idaho, native graduated with a bachelor's degree from Linfield College (Ore.) and a master's degree from California University of Pennsylvania. He currently resides in Henderson, Nev.



STEVEN THAYER

Sport Performance Coach

Steven Thayer enters his first season with the Athletics after spending last season with the Giants as a sports performance coach in the Dominican Summer League.

Prior to his time in professional baseball, Thayer was a strength coach at Mater Dei High School where he oversaw strength and conditioning programs for multiple varsity sports. Additionally, Thayer spent time as an assistant strength coach for the Michigan State basketball and volleyball teams and as an intern with UC Berkeley football.

A native of San Ramon, Calif., Thayer graduated from Cal Poly, San Luis Obispo, and has a master's degree in kinesiology from Michigan State University. He holds eight certifications in the strength and conditioning field.



ARIZONA A'S STAFF

ADAM ROSALES

Manager

Adam Rosales enters his second season as manager of the Arizona A's. The former infielder played in the Major Leagues for 11 seasons, including two stints with the Athletics (2010-13, 2017).

Rosales was originally drafted in the 12th round of the 2005 First Year Player Draft by Cincinnati out of Western Michigan University. He played in 651 Major League games, recording 48 homers and 179 RBI with Cincinnati (2008-09), Oakland, Texas (2013-15), San Diego (2016), Arizona (2017) and Cleveland (2018). Rosales made one post-season appearance (0-for-2, bb) with Arizona in the 2017 National League Division Series.

Rosales resides in Mesa, Ariz., with his wife, Callie, and two children, Juliet and Adrian.



MANAGERIAL RECORD

Year	Team	League	Record	Finish
2021	A's	Arizona Complex League	16-43	6th
Totals			16-43	

GABRIEL OZUNA

Pitching Coach

Gabriel Ozuna enters his eighth season as the pitching coach of the A's Arizona League affiliate after spending seven seasons as the pitching coach for Oakland's Dominican Summer League squad.

Ozuna was originally signed by St. Louis as a non-drafted free agent in 1987 and enjoyed a 17-year professional career. He reached as high as Triple-A with Louisville in 1993, when he posted a 2.92 ERA in 35 relief appearances. He recorded a career ERA of 2.54 with 61 saves, including a season-high 28 in 1989 with Single-A Savannah.

He also pitched internationally in Mexico, Taiwan, Italy and his native Dominican Republic, where he played winter ball with the Lacey Tigers and East Bulls.



RUBEN ESCALERA

Hitting Coach

Ruben Escalera enters his seventh season of his second stint as hitting coach of the Arizona A's after managing the club from 2002-08 and 2014-15. Throughout his 26-year career as a coach in the A's system, he has also served as a scout in Puerto Rico and instructor at the A's academy in the Dominican Republic.

Escalera signed as a free agent with the Brewers in 1984 and played 10 professional seasons in the Milwaukee and Cincinnati organizations, as well as the Mexican Professional League. During his 12 years playing winter ball in Puerto Rico, Escalera played on the 1995 Caribbean Series champion "Puerto Rican Dream Team" alongside Roberto Alomar, Bernie Williams, Juan Gonzalez, Edgar Martinez and Carlos Delgado.

Born in San Juan, Puerto Rico, Escalera makes his home in Carolina, Puerto Rico, with his wife Maryann Martinez, and their children, Jania, Karlee and Karilys.



ANTHONY PHILLIPS

Hitting Coach

Anthony Phillips will serve as a hitting coach for the A's affiliate in the Arizona Complex League after serving in the same capacity for Lansing in 2021. He previously served as a coach for Beloit in 2019 and has been with the A's organization for four years.



Originally signed as an international free agent on July 2, 2006 by the Seattle Mariners out of South Africa, Phillips went on to play 11 seasons of affiliated baseball with Seattle (2007-2013), Philadelphia (2014), Los Angeles-AL (2016) and Colorado (2017-2018). Phillips went on to play 922 MiLB games, batting .230 with 42 homers and 270 RBI. He participated in the World Baseball Classic in 2009 as a member of the South African national team.

Born in Bellville, South Africa, Phillips resides in Scottsdale, Ariz., with his wife, Andrea, and daughter, Alannah.

FRANCISCO SANTANA

Hitting Coach

Francisco Santana enters his first season as the hitting coach with the Arizona A's after spending 2019 with the Vermont Lake Monsters and Stockton Ports. He previously spent two seasons working in the Dominican Republic complex with the A's as the outfield and baserunning coach. Prior to joining the A's, he worked with the New York Yankees Dominican Complex from 2014-16.

Santana began his professional career on June 15, 2006, when he signed with the New York Yankees as an international free agent. He played five years of affiliated baseball in the Yankees organization, recording 12 homers and 100 RBI in 237 career MiLB games.

Santana was born in Higüey, Dominican Republic, and makes his home there with his wife, Joanna Rosalin, and their two children, Enmanuel and Adiel.




NOAH HUFF

Head Athletic Trainer

Noah Huff enters his third season with the Athletics and his first as head athletic trainer with the Arizona A's. He served in the same role at the A's Dominican Complex in 2020 and 2021. Prior to joining the Athletics, Huff worked with the Kansas City Royals.

Huff is from Cape Girardeau, Mo., and he attended the University of Mary in Bismarck, N.D., where he wrestled and studied athletic training.



AUDYANNA MERRICK

Assistant Athletic Trainer

Audyanna Merrick enters her second season with the Athletics as a certified athletic trainer. She graduated from Grand Canyon University with a Bachelor of Science in Athletic Training in April 2020. After graduation, she was hired as an Assistant Athletic Trainer at GCU where she worked with the baseball and men's volleyball teams.

Merrick is currently pursuing her Masters of Science in Kinesiology from A.T. Still University.



NATHANIEL PENARANDA

Sport Performance Coach

Nathaniel Penaranda enters his second season with the Athletics after spending three years as a sports performance specialist for Grand Canyon University, where he oversaw the strength and conditioning programs for the men's soccer, beach volleyball, and swim and dive teams. Prior to his time with GCU, he served as assistant strength coach for the University of Portland following stints at USC and TCU as a sports performance intern.

A native of Vancouver, Wash., Penaranda attended Western Oregon University in Monmouth, Ore., where he played football. He has a master's degree from Grand Canyon University, along with five certifications in the strength and conditioning field.



MINOR LEAGUE SCHEDULES

LAS VEGAS

APRIL

5-10 Reno
12-17 at Salt Lake
19-24 El Paso
26-30 Tacoma

MAY

1 Tacoma
3-8 at Sacramento
10-15 Salt Lake
17-22 at Reno
24-29 at Tacoma
31 Sacramento

JUNE

1-5 Sacramento
6-8 Round Rock
10-12 at Sugar Lake
14-19 at El Paso
21-26 Albuquerque
28-30 at Round Rock

JULY

1-3 Round Rock
4, 6-10 at Oklahoma City
12-17 Salt Lake
18-21 ALL-STAR BREAK
22-24 at Round Rock
26-31 at Albuquerque

AUGUST

2-7 Reno
9-14 at Tacoma
15-17 at Sacramento
19-21 Sacramento
23-28 Sugar Land
30-31 at Reno

SEPTEMBER

1-4 at Reno
6-11 at Sacramento
13-18 Tacoma
19-21 Reno

ARIZONA

Coming soon

MIDLAND

APRIL

8-10 at Amarillo
12-16 Corpus Christi
19-24 at Wichita
26-30 Frisco

MAY

1 Frisco
3-8 at Amarillo
10-15 Corpus Christi
17-22 at San Antonio
24-29 NW Arkansas
31 at Amarillo

JUNE

1-5 at Amarillo
7-12 Springfield
14-19 at Frisco
21-26 Tulsa
28-30 San Antonio

JULY

1-3 San Antonio
4, 6-10 at Corpus Christi
12-17 at Frisco
18-21 ALL-STAR BREAK
22-24 Amarillo
26-31 San Antonio

AUGUST

2-7 at Arkansas
9-14 at Tulsa
16-21 Amarillo
23-28 at San Antonio
30-31 Arkansas

SEPTEMBER

1-4 Arkansas
6-11 at Corpus Christi
13-18 Wichita

LANSING

APRIL

8-10 Lake County
12-17 at West Michigan
19-24 Fort Wayne
26-30 at Lake County

MAY

1 at Lake County
3-8 West Michigan
10-15 Dayton
17-22 at Great Lakes
24-29 at Beloit
31 Cedar Rapids

JUNE

1-5 Cedar Rapids
7-12 at West Michigan
14-19 Fort Wayne
21-26 Beloit
28-30 at Lake County

JULY

1-3 at Lake County
4, 6-10 Great Lakes
12-17 at Fort Wayne
18-21 ALL-STAR BREAK
22-24 Lake County
26-31 at Great Lakes

AUGUST

2-7 West Michigan
9-14 at Dayton
16-21 Great Lakes
23-28 at Wisconsin
30-31 at South Bend

SEPTEMBER

1-4 at South Bend
6-11 Dayton

STOCKTON

APRIL

8-10 at Fresno
12-17 Modesto
19-24 at Inland Empire
26-30 Fresno

MAY

1 Fresno
3-8 San Jose
10-15 at Rancho Cucamonga
17-22 Modesto
24-29 at Fresno
30 at San Jose

JUNE

1-5 at San Jose
7-12 Rancho Cucamonga
14-19 at Visalia
21-26 San Jose
28-30 Fresno

JULY

1-3 Fresno
4, 6-10 at Modesto
12-17 Inland Empire
18-21 ALL-STAR BREAK
22-24 at Fresno
26-31 at Lake Elsinore

AUGUST

2-7 Modesto
9-14 at San Jose
16-21 Lake Elsinore
23-28 at Fresno
30-31 San Jose

SEPTEMBER

1-4 San Jose
6-11 at Modesto

MINOR LEAGUE STATISTICS

LAS VEGAS

BATTERS	AVG	G	AB	R	H	2B	3B	HR	RBI	SH	SF	HP	BB	IBB	SO	SB	CS	DP	SLG	OBP	E
Allen, Austin	.317	72	281	50	89	15	0	20	53	0	2	3	13	0	55	0	0	10	.351	.584	2
Allen, Nick	.243	39	136	17	33	8	0	0	10	2	1	1	11	0	30	4	1	5	.302	.301	6
Barrera, Luis	.276	96	341	53	94	16	6	4	37	1	4	1	39	0	67	10	2	7	.348	.393	10
Bechina, Marty	.189	56	164	19	31	9	0	9	28	0	5	4	5	0	72	3	1	2	.225	.409	4
Beck, Austin	.150	8	20	4	3	0	0	3	6	0	0	0	2	1	13	0	0	0	.227	.600	0
Bolt, Skye	.387	51	163	41	63	12	2	9	29	0	1	3	32	1	43	5	0	2	.492	.650	0
Brown, Seth	.286	3	14	3	4	1	1	0	1	0	0	0	0	0	5	0	0	1	.286	.500	0
Davis, Khris	.333	16	63	16	21	3	2	10	25	0	0	1	4	0	13	0	0	1	.382	.921	0
Deichmann, Greg	.300	60	210	48	63	14	3	4	35	0	1	0	50	0	60	7	1	2	.433	.452	3
Díaz, Edwin	.111	18	54	5	6	0	0	2	4	0	0	0	7	0	26	0	0	0	.213	.222	1
Garcia, Aramis	.268	30	112	15	30	8	0	2	15	0	2	1	9	0	27	0	0	4	.323	.393	3
Gelof, Zack	.583	3	12	3	7	1	0	0	6	0	0	0	1	0	2	0	0	0	.615	.667	1
Kozma, Pete	.244	113	454	62	111	24	3	4	40	2	2	5	37	0	97	6	1	20	.307	.337	17
Machín, Vimal	.295	89	336	65	99	17	6	11	58	0	3	5	49	3	72	2	1	8	.389	.479	9
McDonald, Mickey	.333	56	192	44	64	11	3	1	22	1	3	6	26	1	42	10	0	1	.423	.438	2
Mondou, Nate	.282	85	308	53	87	20	1	8	49	0	6	7	40	0	55	0	2	4	.371	.432	10
Peña, Francisco	.250	105	392	68	98	13	0	23	81	0	9	9	37	3	92	1	0	8	.322	.459	6
Perafita, Elvis	.000	2	1	0	0	0	0	0	0	0	0	0	0	0	1	0	0	0	.000	.000	0
Pérez, Carlos	.269	97	376	61	101	19	1	31	89	0	2	6	34	1	63	0	0	10	.337	.572	5
Pinder, Chad	.286	7	28	6	8	2	0	2	10	0	1	0	2	0	8	0	0	0	.323	.571	1
Reed, Buddy	.247	43	97	20	24	5	1	1	13	1	0	1	15	0	41	3	2	0	.354	.351	3
Schuemann, Max	.231	8	26	2	6	1	1	0	1	0	0	0	5	0	7	1	0	0	.355	.346	0
Schwindel, Frank	.317	45	189	42	60	11	0	16	41	0	3	2	13	0	35	0	0	6	.362	.630	2
Theroux, Collin	.238	7	21	4	5	1	0	1	3	0	0	0	5	0	11	0	0	0	.385	.429	0
Thomas, Collin	.289	59	218	46	63	20	4	18	52	0	1	1	25	0	78	0	0	1	.363	.665	2
Uhl, Cooper	.000	2	2	0	0	0	0	0	0	0	0	0	1	0	1	0	0	0	.333	.000	0
White III, Mikey	.133	11	30	8	4	0	1	0	4	0	0	1	6	0	11	1	0	1	.297	.200	0
Wilson, Jacob	.288	49	184	39	53	17	2	14	46	0	3	5	26	0	43	0	0	5	.385	.630	2
Team Total	.277	126	4424	794	1227	248	193	193	758	7	49	62	494	10	1070	53	11	98	.355	.481	99

PITCHERS	W	L	ERA	G	GS	CG	SHO	SV	SVO	IP	H	R	ER	HR	HB	BB	IBB	SO	WP	BK	AVG
Acevedo, Domingo	2	0	2.48	30	0	0	0	9	11	32.2	22	12	9	3	1	6	0	53	5	0	.186
Anderson, Tanner	3	0	3.60	12	0	0	0	0	0	15.0	14	6	6	3	2	12	0	3	1	0	.259
Angulo, Argenis	3	1	7.33	33	2	0	0	0	1	43.0	55	35	35	11	1	28	0	47	6	1	.313
Bailey, Homer	2	7	6.88	13	13	0	0	0	0	52.1	67	41	40	7	4	21	0	56	3	0	.312
Bedrosian, Cam	0	0	0.00	4	0	0	0	1	1	5.0	2	0	0	0	0	1	0	5	0	0	.118
Blackburn, Paul	4	7	4.97	17	16	0	0	0	0	88.2	114	59	49	8	2	27	0	80	3	0	.311
Blackham, Matt	0	2	8.03	22	1	0	0	0	0	24.2	27	22	22	7	1	21	0	37	7	0	.278
Bracewell, Ben	5	3	4.07	49	0	0	0	6	7	59.2	75	35	27	10	0	20	2	56	0	0	.305
Brown, Aaron	2	1	2.49	23	0	0	0	3	3	25.1	17	11	7	0	3	15	0	20	2	0	.191
Dunshee, Parker	1	5	6.65	10	9	0	0	0	0	43.1	48	36	32	7	3	17	1	38	1	1	.273
Erwin, Zack	3	0	3.32	15	0	0	0	0	0	19.0	17	9	7	1	1	9	0	23	0	0	.230
Feigl, Brady	1	2	8.55	5	5	0	0	0	0	20.0	23	19	19	5	1	12	0	17	0	0	.295
Fiers, Mike	0	1	9.00	3	1	0	0	0	0	5.0	9	7	5	1	3	1	0	2	0	0	.360
Friedrichs, Kyle	1	1	4.81	8	5	0	0	0	0	39.1	41	21	21	4	1	6	0	28	1	0	.273
Guduan, Reymin	4	3	5.06	30	0	0	0	1	32.0	39	20	18	2	0	14	1	34	4	1	1	.300
Holmes, Grant	1	2	8.01	36	7	0	0	0	2	66.1	99	62	59	11	3	40	1	71	6	0	.341
Howard, Brian	7	4	5.86	24	21	0	0	0	0	110.2	126	78	72	22	4	40	1	96	5	0	.284
Jackson, Zach	1	1	5.40	11	0	0	0	1	1	11.2	11	7	7	1	0	6	0	13	1	0	.256
Jefferies, Daulton	5	1	4.91	15	15	0	0	0	0	77.0	90	44	42	13	4	11	0	68	1	1	.288
Kaprielian, James	0	1	3.86	1	1	0	0	0	0	4.2	8	2	2	0	0	1	0	5	0	0	.400
Kolarek, Adam	1	0	6.75	37	0	0	0	0	1	38.2	48	33	29	5	7	20	1	27	1	0	.300
Luzardo, Jesús	2	2	6.52	8	8	0	0	0	0	29.0	33	24	21	3	5	15	0	26	3	0	.289
Milburn, Matt	1	2	11.95	10	5	0	0	0	0	20.1	38	28	27	11	1	5	0	11	0	0	.396
Moll, Sam	1	1	2.63	12	0	0	0	2	3	13.2	12	4	4	2	0	5	0	17	0	0	.240
Mondou, Nate	0	0	0.00	2	0	0	0	0	0	2.0	2	0	0	0	0	0	0	2	0	0	.250
Naile, James	8	0	4.04	51	0	0	0	0	3	62.1	77	30	28	7	3	15	2	51	7	0	.306
Puñ, A.J.	2	5	6.10	29	4	0	0	1	1	48.2	61	40	33	12	2	19	0	58	5	0	.303
Romero, Miguel	3	6	6.27	28	13	0	0	2	3	74.2	86	56	52	15	7	34	1	54	3	1	.284

PITCHERS	W	L	ERA	G	GS	CG	SHO	SV	SVO	IP	H	R	ER	HR	HB	BB	IBB	SO	WP	BK	AVG
Schlitter, Brian	1	0	9.00	5	0	0	0	0	1	7.0	11	7	7	1	0	3	0	8	0	0	.344
Smith, Burch	0	0	10.13	4	0	0	0	0	0	5.1	9	6	6	3	0	4	0	7	0	0	.360
Weems, Jordan	0	2	7.36	15	0	0	0	1	1	14.2	17	12	12	6	2	6	0	17	1	0	.293
Wendelken, J.B.	0	0	3.60	4	0	0	0	0	0	5.0	2	2	2	1	1	2	0	5	0	0	.125
Zambrano, Jesús	1	1	9.37	11	0	0	0	0	0	16.1	21	19	17	6	1	9	0	11	1	0	.309
Team Total	65	61	5.78	126	126	0	1	26	40	1113.0	1321	787	715	188	63	445	10	1046	67	5	.293

MIDLAND

BATTERS	AVG	G	AB	R	H	2B	3B	HR	RBI	SH	SF	HP	BB	IBB	SO	SB	CS	DP	SLG	OBP	E
Allen, Nick	.319	50	204	31	65	9	2	6	31	2	3	2	18	0	46	8	6	4	.374	.471	5
Bechina, Marty	.227	26	97	16	22	7	1	0	0	1	1	2	8	0	31	1	0	1	.296	.320	3
Bride, Jonah	.265	78	264	45	70	11	2	9	49	0	4	9	57	0	57	2	0	7	.407	.424	3
Calabuig, Chase	.214	92	323	42	69	11	0	5	34	0	3	2	43	0	62	2	1	11	.307	.294	1
Cross, Matt	.111	3	9	1	1	0	0	0	1	0	0	0	0	0	1	0	0	0	.111	.111	0
Davidson, Logan	.212	119	448	53	95	22	1	7	48	1	3	1	62	0	155	4	3	8	.307	.313	17
Díaz, Edwin	.243	41	144	19	35	7	0	7	17	0	0	2	14	0	56	1	0	0	.319	.438	7
Eierman, Jeremy	.247	60	223	34	55	13	1	10	30	1	1	9	21	0	92	9	4	3	.335	.448	5
Foyle, Devin	.257	99	362	62	93	14	7	12	61	0	3	7	42	1	91	8	5	3	.343	.434	4
McCann, Kyle	.166	93	320	40	53	11	0	8	39	0	2	6	47	1	139	1	0	11	.283	.275	5
McDonald, Mickey	.273	50	172	25	47	6	1	1	16	1	0	4	25	0	47	8	0	1	.378	.337	0
Paulino, Jhoan	.375	3	8	0	3	0	0	0	0	0	0	0	1	0	4	0	0	0	.444	.375	2
Perafa, Elvis	.182	9	22	3	4	1	0	0	0	0	0	0	1	0	4	0	0	0	.217	.227	0
Ramirez, Tyler	.263	23	80	10	21	8	0	0	16	0	1	2	15	0	16	1	1	1	.388	.363	0
Santos, Jhonny	.242	86	322	46	78	16	0	13	59	1	1	0	34	1	84	1	2	6	.314	.413	2
Schuemann, Max	.320	57	219	38	70	13	1	2	21	0	2	7	23	0	46	17	3	9	.398	.416	6
Schwarz, JJ	.240	72	254	30	61	11	1	6	36	0	1	0	37	0	69	0	0	9	.336	.362	2
Suddleson, Jake	.250	67	236	39	59	6	1	7	23	0	1	10	26	0	56	1	0	9	.348	.373	2
Theroux, Collin	.123	50	171	18	21	3	0	4	18	0	0	5	15	0	82	0	0	5	.215	.211	7
Vargas, Yerdel	.128	15	47	4	6	1	0	0	0	0	0	0	0	0	20	1	0	3	.128	.149	2
White III, Mikey	.194	9	31	1	6	0	0	1	6	0	1	1	3	0	15	0	0	1	.278	.290	1
Team Total	.236	119	3956	557	934	170	18	98	515	7	27	69	492	3	1173	65	25	92	.329	.362	81

PITCHERS	W	L	ERA	G	GS	CG	SHO	SV	SVO	IP	H	R	ER	HR	HB	BB	IBB	SO	WP	BK	AVG
Briggs, Austin	3	2	6.38	41	0	0	0	2	3	55.0	57	42	39	7	2	28	0	41	8	0	.282
Brown, Aaron	1	3	3.58	28	0	0	0	9	10	37.2	35	19	15	3	2	18	1	36	2	0	.257
Cohen, Chase	1	1	3.00	10	6	0	0	0	0	27.0	24	9	9	1	2	14	0	33	2	1	.245
Conley, Bryce	5	5	4.39	29	14	0	0	0	0	94.1	80	48	46	6	8	44	0	88	6	0	.235
Cushing, Jack	0	5	4.68	5	5	0	0	0	0	25.0	35	15	13	1	0	7	0	20	2	0	.327
Damron, Ty	2	7	5.94	22	20	0	0	0	0	89.1	115	65	59	11	9	29	0	84	5	0	.315
DuRapau, Montana	4	1	3.98	37	0	0	0	9	12	54.1	44	24	24	4	2	16	2	40	0	0	.227
Erwin, Zack	3	4	4.30	34	0	0	0	3	3	44.0	47	23	21	3	2	14	1	44	3	0	.278
Feigl, Brady	7	7	3.96	20	0	0	0	0	0	102.1	94	50	45	13	6	34	0	106	12	0	.242
Friedrichs, Kyle	4	3	4.36	15	13	0	0	0	0	66.0	65	36	32	8	2	19	0	45	1	0	.254
Graves, Brett	1	2	7.11	21	0	0	0	1	1	25.1	21	22	20	0	3	24	0	29	6	0	.223
Highberger, Nick	0	1	6.41	32	1	0	0	1	1	39.1	46	31	28	6	3	25	1	34	13	0	.303
Jackson, Zach	1	1	0.55	14	0	0	0	5	5	16.1	7	3	1	0	1	7	0	34	6	0	.127
Koenig, Jared	7	5	3.26	24	21	0	0	0	0	121.1	108	56	44	14	7	43	0	100	4	1	.240
Mariñez, Eric	0	1	4.64	21	0	0	0	1	2	21.1	19	13	11	2	1	20	2	20	3	0	.244
McIntyre, Aiden	1	2	3.94	21	1	0	0	0	1	29.2	33	15	13	3	2	12	0	36	3	0	.287
Milburn, Matt	4	4	4.46	14	10	0	0	0	1	70.2	82	40	35	10	6	6	0	44	7	0	.289
Peluse, Colin	2	0	1.80	3	3	0	0	0	0	15.0	9	3	3	1	0	4	0	17	1	0	.176
Reininger, Zac	1	4	4.63	5	5	0	0	0	0	23.1	27	13	12	1	2	2	0	23	1	0	.290
Ruiz, Norge	2	0	2.08	3	0	0	0	0	0	4.1	3	1	1	0	1	1	0	3	0	0	.231
Sawyer, Dalton	1	0	4.82	7	0	0	0	0	0	9.1	7	5	5	1	0	8	0	11	3	0	.206
Theroux, Collin	0	0	0.00	1	0	0	0	1	1	1.0	0	0	0	0	0	1	0	0	0	0	.000
Weisenburger, Jack	4	0	4.58	28	0	0	0	1	4	37.1	37	20	19	5	1	32	1	48	9	0	.255
Zambrano, Jesús	5	2	4.10	21	0	0	0	1	3	37.1	29	19	17	3	1	18	5	41	4	1	.218
Team Total	59	60	4.40	119	119	0	4	34	47	1046.2	1024	572	512	103	63	426	13	977	101	3	.259

LANSING

BATTERS	AVG	G	AB	R	H	2B	3B	HR	RBI	SH	SF	HP	BB	IBB	SO	SB	CS	DP	SLG	OBP	E
Armenteros, Lazaro	.195	56	174	20	34	5	0	4	16	2	0	4	13	0	80	13	4	4	.267	.293	2
Beck, Austin	.202	69	248	20	50	12	2	7	33	0	3	3	15	0	91	3	1	6	.253	.351	1
Brito, Marcos	.094	19	64	5	6	1	0	0	5	1	0	0	4	0	39	3	0	0	.147	.109	6
Butler, Jonny	.203	25	79	9	16	2	1	1	9	0	2	0	9	0	22	1	0	1	.278	.291	1
Butler, Lawrence	.340	14	50	14	17	4	0	2	8	0	0	0	4	0	15	3	1	1	.389	.540	1
Diaz, Jordan	.288	90	333	46	96	24	1	13	56	0	5	2	25	0	58	2	3	13	.337	.483	17
Greer, Jalen	.000	3	10	1	0	0	0	0	0	0	0	0	1	0	3	0	0	1	.091	.000	1
Gridley, Ryan	.231	32	117	14	27	7	0	0	10	0	0	5	11	0	17	6	0	4	.323	.291	1
Guldberg, Michael	.259	48	174	29	45	9	2	5	18	6	1	7	17	0	36	11	1	1	.347	.420	0
Harris, Brett	.222	25	81	14	18	3	0	3	11	1	0	4	8	0	20	3	1	2	.323	.370	2
Lee, DJ	.148	14	27	5	4	1	0	0	1	1	1	1	8	0	10	2	0	0	.351	.185	0
Madden, Lester	.199	64	221	22	44	13	1	3	27	1	1	4	10	0	75	0	3	8	.246	.308	2
McColl, Patrick	.180	64	183	33	33	6	2	6	24	2	4	5	29	0	64	10	2	3	.303	.333	4
McDonald, Jared	.222	51	176	16	39	10	0	4	16	0	4	6	9	0	70	1	0	4	.277	.347	5
Millas, Drew	.255	59	220	34	56	12	1	3	28	0	3	2	41	0	39	10	2	4	.372	.359	9
Pantoja, Enrry	.188	7	16	1	3	0	0	0	1	0	0	0	1	0	5	0	0	1	.235	.188	2
Peralta, Elvis	.216	67	213	32	46	12	3	0	19	2	1	4	23	0	73	17	2	0	.303	.300	9
Schuemann, Max	.224	54	201	43	45	11	1	5	20	1	2	14	25	1	50	34	2	1	.347	.363	10
Selman, Shane	.260	78	258	36	67	14	2	12	36	3	1	3	39	0	79	5	3	4	.362	.469	4
Simoneit, William	.273	90	322	40	88	20	1	10	53	0	1	6	38	0	85	7	1	8	.360	.435	5
Suddleson, Jake	.284	24	95	15	27	9	1	4	19	0	2	3	7	0	24	1	0	1	.346	.526	1
Swift, Drew	.174	32	92	18	16	5	0	1	5	2	1	2	21	0	34	12	1	0	.336	.261	1
Uhl, Cooper	.115	10	26	2	3	0	0	0	3	0	0	1	3	0	12	0	0	0	.233	.115	0
Vance, Cobie	.252	108	373	54	94	20	3	3	31	2	4	11	52	0	74	11	0	8	.357	.346	14
Vargas, Yerdel	.214	35	117	7	25	6	2	1	14	1	0	1	5	0	34	2	0	3	.252	.325	2
Team Total	.232	120	3870	530	899	206	23	87	463	25	36	88	418	1	1109	157	27	78	.318	.365	121

PITCHERS	W	L	ERA	G	GS	CG	SHO	SV	SVO	IP	H	R	ER	HR	HB	BB	IBB	SO	WP	BK	AVG
Acton, Garrett	1	0	3.63	14	0	0	0	2	3	17.1	10	7	7	3	0	4	0	34	0	0	.161
Basso, Brady	2	2	4.71	7	4	0	0	0	0	21.0	21	12	11	2	0	7	0	26	2	0	.247
Berrios, Osvaldo	2	1	5.86	6	5	0	0	0	0	27.2	35	18	18	4	1	10	0	20	0	0	.318
Birlingmair, Reid	4	10	4.54	21	21	0	0	0	0	103.0	88	56	52	13	10	52	0	84	12	0	.233
Cerny, Charlie	0	2	12.83	20	1	0	0	0	1	26.2	44	39	38	3	6	30	0	20	8	0	.379
Criswell, Jeff	0	0	4.50	5	5	0	0	0	0	12.0	9	6	6	1	1	4	0	12	0	0	.200
Cushing, Jack	6	1	2.74	8	7	1	0	0	0	46.0	41	14	14	3	0	10	0	48	1	0	.236
Danielak, Michael	1	1	5.12	14	0	0	0	0	2	19.1	25	16	11	4	2	5	0	20	2	0	.316
Emanuel, Stevie	1	3	6.26	7	6	0	0	0	0	27.1	27	20	19	6	2	13	0	25	6	1	.260
Gridley, Ryan	0	0	0.00	2	0	0	0	0	0	2.2	0	0	0	0	0	0	0	1	0	0	.000
Guasch, Richard	1	4	4.67	13	9	0	0	0	0	54.0	54	38	28	7	11	29	0	68	5	0	.255
Hall, Charles	6	3	2.11	43	0	0	0	12	17	64.0	42	21	15	3	0	21	3	79	8	0	.191
Juan, Jorge	0	2	11.12	2	2	0	0	0	0	5.2	7	7	7	2	0	6	0	9	1	2	.280
Kelly, Rafael	0	1	2.82	5	4	0	0	0	0	22.1	23	13	7	2	1	7	0	19	2	1	.267
Leal, David	1	4	4.43	11	10	0	0	0	0	42.2	48	21	21	7	1	7	2	49	0	1	.281
McIntyre, Aiden	1	0	1.27	17	0	0	0	2	2	21.1	14	5	3	2	4	5	1	31	4	0	.182
Mora, Jose	1	2	11.09	15	0	0	0	0	1	18.2	26	26	23	5	1	15	0	24	6	2	.313
Nightengale, Bryce	2	1	4.44	14	2	0	0	0	0	26.1	24	17	13	1	5	21	0	38	1	1	.233
Owen, Jack	0	1	4.50	7	4	0	0	0	0	20.0	26	13	10	3	0	4	0	21	1	0	.295
Peluse, Colin	7	3	3.66	18	15	0	0	0	0	86.0	82	42	35	10	1	22	0	92	1	2	.251
Pineda, Leudeny	2	1	5.45	26	1	0	0	1	3	39.2	37	29	24	4	6	24	0	42	6	0	.248
Rafuse, Zach	1	1	1.00	6	0	0	0	0	0	9.0	7	2	1	0	2	2	0	10	0	0	.200
Romero, Sam	0	0	9.82	4	0	0	0	0	0	3.2	9	5	4	0	0	4	0	2	1	0	.450
Ruiz, Norge	0	0	11.12	4	0	0	0	0	0	5.2	9	7	7	0	0	2	0	7	0	0	.360
Sawyer, Dalton	2	2	4.03	33	0	0	0	3	5	38.0	28	24	17	6	2	20	0	62	6	2	.203
Selman, Shane	0	0	0.00	1	0	0	0	0	0	1.0	0	0	0	0	0	0	0	0	0	0	.000
Shuman, Seth	2	3	2.25	13	11	0	0	0	0	56.0	44	16	14	4	4	15	0	62	3	1	.216
Simoneit, William	0	0	9.00	5	0	0	0	0	0	6.0	11	8	6	2	1	1	0	1	0	0	.379
Tomioka, Shohei	6	7	4.65	25	9	0	0	0	1	71.2	71	47	37	6	9	25	0	78	8	2	.252
Uhl, Cooper	0	0	18.90	4	0	0	0	0	0	3.1	11	7	7	2	0	1	0	1	0	0	.550
Virbitsky, Kyle	1	2	3.38	7	3	0	0	0	0	16.0	21	7	6	1	2	4	0	22	1	0	.328
Weisenburger, Jack	0	1	1.76	13	0	0	0	4	5	15.1	9	3	3	0	2	4	0	26	1	2	.170
Whittlesey, Brock	5	2	4.47	32	1	0	0	5	8	46.1	45	26	23	4	5	11	0	52	2	0	.246
Withers, Brandon	3	2	4.39	35	0	0	0	0	0	55.1	58	36	27	4	5	22	0	72	13	0	.264
Team Total	58	62	4.46	120	120	1	7	29	48	1031.0	1006	608	511	114	84	407	6	1157	101	17	.253

STOCKTON

BATTERS	AVG	G	AB	R	H	2B	3B	HR	RBI	SH	SF	HP	BB	IBB	SO	SB	CS	DP	SLG	OBP	E
Armenteros, Lazaro	.431	15	65	9	28	6	0	2	10	0	0	0	5	0	26	8	4	0	.471	.615	0
Bautista, Danny	.208	72	245	38	51	15	3	2	23	5	2	5	33	1	68	6	2	6	.312	.318	5
Bell, George	.135	15	52	3	7	2	0	0	1	0	0	2	5	0	23	0	0	2	.237	.173	0
Bonilla, Jose	.250	5	16	2	4	0	0	0	2	0	0	0	4	0	9	0	0	0	.400	.250	0
Brito, Marcos	.262	14	42	8	11	1	0	0	2	0	0	0	10	0	19	2	2	0	.404	.286	3
Brown, Seth	.400	1	5	2	2	0	0	1	1	0	0	0	0	0	3	0	0	0	.400	1.000	0
Brueser, Nick	.113	16	62	5	7	0	0	1	4	0	0	1	5	0	28	0	0	2	.191	.161	1
Buelvas, Brayen	.219	88	347	54	76	11	4	16	50	1	7	37	0	95	17	7	9	.306	.412	5	
Butler, Lawrence	.263	88	335	62	88	20	4	17	67	0	5	1	55	0	131	26	4	3	.364	.499	6
Campos, Alexander	.177	23	62	10	11	3	0	2	7	0	0	2	16	0	17	0	1	0	.363	.323	7
Cross, Matt	.294	13	34	4	10	4	0	1	8	0	0	1	3	0	13	0	0	0	.368	.500	2
Gelof, Zack	.298	32	124	26	37	8	1	7	22	0	1	1	19	0	36	11	2	2	.393	.548	8
Jones, Gavin	.192	37	120	14	23	4	1	1	11	1	0	3	16	0	47	1	1	3	.302	.267	1
Perez, Junior	.207	95	329	54	68	16	5	8	34	1	2	3	51	0	145	24	7	2	.317	.359	6
Piscotty, Stephen	.000	1	4	0	0	0	0	0	0	0	0	0	0	0	2	0	0	0	.000	.000	0
Puason, Robert	.215	91	302	43	65	12	1	3	27	4	2	5	24	0	139	3	1	2	.282	.291	29
Ricciardi, Mariano	.143	4	14	0	2	1	0	0	0	0	0	0	1	0	6	1	1	0	.200	.214	1
Richards, Kevin	.244	58	221	26	54	10	1	3	25	0	0	3	20	1	63	3	6	3	.316	.339	2
Rivas, Jose	.230	60	213	25	49	9	0	5	31	0	1	12	17	0	65	0	0	3	.321	.343	10
Rodriguez, CJ	.160	22	81	5	13	2	0	1	4	0	1	0	4	0	13	0	0	2	.198	.222	2
Romero, Jorge	.278	5	18	2	5	0	0	0	3	0	0	1	0	0	6	1	0	0	.316	.278	0
Schofield-Sam, TJ	.246	105	391	51	96	20	5	9	62	0	7	13	35	1	105	6	4	5	.323	.391	7
Soderstrom, Tyler	.306	57	222	39	68	20	1	12	49	0	1	4	27	1	61	2	1	8	.390	.568	7
Uhl, Cooper	.160	20	50	6	8	2	0	1	4	0	0	0	11	0	16	0	0	4	.311	.260	0
Valenzuela, Sahid	.216	60	199	32	43	9	2	1	16	1	0	8	23	0	51	4	0	5	.322	.296	8
Winkler, Jack	.148	15	61	8	9	3	0	0	2	0	0	2	5	0	14	2	2	0	.235	.197	1
Wright, Joshwan	.243	84	317	45	77	17	1	5	46	3	2	7	29	0	64	5	2	7	.318	.350	9
Team Total	.232	117	3931	573	912	195	29	98	511	15	25	81	455	4	1265	122	47	68	.322	.371	133

PITCHERS	W	L	ERA	G	GS	CG	SHO	SV	SVO	IP	H	R	ER	HR	HB	BB	IBB	SO	WP	BK	AVG
Acton, Garrett	2	0	3.72	20	0	0	0	0	3	36.1	31	15	15	6	1	14	0	53	4	0	.233
Baram, Edward	3	3	6.98	29	0	0	0	3	4	58.0	69	55	45	8	2	30	1	64	9	0	.296
Berrios, Osvaldo	3	6	5.97	16	11	0	0	0	0	75.1	90	56	50	12	7	20	0	70	7	0	.299
Breault, Hunter	1	1	2.57	8	0	0	0	0	1	14.0	15	8	4	0	0	3	0	9	0	0	.283
Carrasco, Luis	0	0	4.38	7	0	0	0	0	1	12.1	14	8	6	1	1	4	0	11	0	1	.286
Cohn, Aaron	0	2	6.75	8	0	0	0	0	0	9.1	10	9	7	0	0	7	0	6	1	0	.263
Coletti, Vince	1	1	0.00	3	0	0	0	0	0	2.1	2	1	0	0	0	0	0	4	0	0	.222
Cota, Clark	0	1	10.13	2	0	0	0	0	1	2.2	2	3	3	1	0	3	0	4	1	0	.200
Cross, Matt	0	0	6.00	3	0	0	0	0	0	3.0	4	2	2	1	0	0	0	0	0	0	.308
Cushing, Jack	1	1	2.88	8	7	0	0	0	0	40.2	37	19	13	5	1	10	0	43	3	0	.243
DeMers, Joe	1	2	6.30	10	1	0	0	0	2	20.0	32	17	14	0	1	8	0	13	3	0	.364
Dicochea, Jose	1	2	11.05	6	5	0	0	0	0	14.2	19	18	18	4	3	8	0	23	0	0	.306
Florentino, Luis	0	1	7.53	5	0	0	0	0	1	14.1	21	14	12	3	1	6	0	9	6	0	.362
Garcia, Gerald	0	0	2.51	3	3	0	0	0	0	14.1	11	6	4	1	1	6	0	16	2	0	.212
Gonzalez, James	0	0	3.98	2	0	0	0	1	1	8.0	10	7	3	1	1	2	0	5	2	0	.303
Granado, Diego	2	2	6.46	30	6	0	0	2	2	69.2	84	55	50	15	9	24	1	74	3	0	.297
Guante, Wander	0	0	3.00	3	0	0	0	0	0	6.0	7	2	2	1	1	1	0	8	1	0	.280
Holman, Grant	0	1	4.20	6	4	0	0	0	0	15.0	15	8	7	3	0	4	0	15	1	0	.263
Infante, Angello	3	3	6.20	10	6	0	0	0	0	45.0	67	40	31	8	6	8	0	30	1	1	.351
Johnson, Colton	0	1	5.40	3	0	0	0	0	0	3.1	2	2	2	2	0	0	0	7	0	0	.167
Juan, Jorge	1	1	3.86	6	4	0	0	0	0	21.0	15	10	9	2	1	7	0	31	7	0	.203
Judkins, Grant	0	6	6.29	14	11	0	0	0	0	48.2	55	40	34	11	4	21	0	63	4	0	.284
Kubo, Trayson	2	2	6.52	9	1	0	0	0	0	19.1	30	23	14	1	1	13	0	18	6	0	.345
Lage, Jesus	0	0	0.00	1	0	0	0	0	0	2.0	1	0	0	0	0	1	0	2	1	0	.167
Leal, David	1	1	3.71	7	4	0	0	0	0	26.2	25	12	11	4	3	1	0	29	1	0	.245
Martinez, Daniel	3	5	9.00	18	5	0	0	0	1	54.0	83	57	54	13	6	28	1	54	9	0	.352
Mora, Jose	3	2	3.04	18	0	0	0	5	6	26.2	18	9	9	2	0	11	1	37	4	0	.194
Morban, Jose	0	3	6.57	5	3	0	0	0	0	12.1	14	10	9	4	2	13	0	11	2	0	.280
Nambiar, Kumar	1	6	6.09	15	12	0	0	0	0	65.0	77	51	44	13	3	22	0	66	2	0	.287
Palencia, Daniel	0	2	6.91	6	6	0	0	0	0	14.1	17	12	11	3	3	6	0	14	4	1	.309
T Palencia, Daniel	1	2	4.79	13	13	0	0	0	0	41.1	34	23	22	5	4	24	0	52	9	3	.227
Romero, Sam	1	0	10.87	16	0	0	0	0	0	27.1	44	35	33	7	2	20	0	32	3	0	.358
Sanchez, Yehizon	0	0	2.25	1	1	0	0	0	0	4.0	3	1	1	0	0	4	0	2	1	0	.231

PITCHERS	W	L	ERA	G	GS	CG	SHO	SV	SVO	IP	H	R	ER	HR	HB	BB	IBB	SO	WP	BK	AVG
Santos, Pedro	3	7	6.32	21	12	0	0	0	1	68.1	64	55	48	4	6	62	0	87	21	0	.243
Tovar, Oscar	3	6	3.52	28	0	0	0	5	7	38.1	41	20	15	1	6	15	0	38	10	0	.272
Uhl, Cooper	0	0	63.00	1	0	0	0	0	0	1.0	7	7	2	0	0	0	0	0	0	0	.700
Vazquez, Robin	0	0	4.26	6	0	0	0	0	0	12.2	14	8	6	1	2	7	0	14	1	1	.275
Walkinshaw, James	5	4	4.85	16	14	0	0	0	0	72.1	82	43	39	6	3	25	0	63	11	1	.291
Whittlesey, Brock	0	0	0.00	9	0	0	0	2	2	10.1	6	0	0	0	0	0	0	10	0	0	.171
Woolfolk, Dallas	1	3	6.68	23	1	0	0	1	1	33.2	38	30	25	5	1	31	0	29	8	0	.286
Wright, Joshwan	0	0	18.00	1	0	0	0	0	0	1.0	2	2	2	1	0	0	0	0	0	0	.400
Team Total	42	75	5.79	117	117	0	1	19	34	1023.1	1178	770	658	152	78	445	4	1064	139	5	.289

ARIZONA

BATTERS	AVG	G	AB	R	H	2B	3B	HR	RBI	SH	SF	HP	BB	IBB	SO	SB	CS	DP	SLG	OBP	E
Alvarez, Wilson	.222	30	63	9	14	3	0	0	9	0	3	1	13	1	17	2	2	2	350	.270	3
Amaya, Carlos	.294	7	17	1	5	2	0	0	0	0	0	0	1	0	6	0	0	0	333	.412	2
Basilia, Givaine	.080	28	50	9	4	0	0	0	2	1	0	0	6	0	23	2	1	0	179	.080	1
Bautista, Danny	.200	3	5	2	1	0	0	0	0	0	0	0	3	0	1	1	0	0	500	.200	0
Bell, George	.266	24	64	10	17	1	0	2	10	0	0	1	4	0	26	1	0	2	319	.375	1
Bonilla, Jose	.175	28	63	9	11	1	0	2	5	0	1	1	11	0	37	0	0	1	303	.286	4
Brito, Marcos	.296	11	27	8	8	1	2	1	8	0	0	0	5	0	13	3	0	0	406	.593	3
Bruiser, Nick	.304	8	23	0	7	1	0	0	3	0	0	1	2	0	11	0	0	0	385	.348	2
Butler, Jonny	.300	4	10	2	3	0	0	1	3	0	0	0	2	0	1	0	0	0	417	.600	0
Campos, Alexander	.250	7	20	3	5	0	1	0	3	0	0	1	1	0	3	0	0	0	318	.350	0
Clarke, Denzel	.316	7	19	2	6	2	0	1	1	0	0	0	3	1	6	1	2	0	409	.579	0
Cross, Matt	.235	6	17	0	4	1	0	0	0	0	0	1	0	0	4	0	0	1	278	.294	0
Cruz, Christopher	.067	22	45	6	3	1	1	0	3	0	1	4	6	0	23	0	0	2	232	.133	3
Davila, Geykler	.000	4	3	1	0	0	0	0	0	0	0	1	2	0	2	0	0	0	500	.000	0
Davis, Khris	.091	4	11	3	1	0	0	0	1	0	0	1	3	0	4	0	0	1	333	.091	0
Diaz, Edwin	.273	4	11	1	3	0	0	0	0	0	0	1	1	0	3	0	0	0	385	.273	1
Diaz, Jasmel	.000	1	3	0	0	0	0	0	0	0	0	0	0	0	1	0	0	1	000	.000	1
Escorche, Jose	.232	34	69	5	16	1	0	1	6	1	0	0	11	0	18	2	0	1	338	.290	5
Franco, Carlos	.269	9	26	1	7	1	0	0	1	0	0	0	1	0	2	0	0	2	296	.308	2
Gelof, Zack	1.000	1	2	1	2	0	0	0	2	0	0	1	0	0	2	0	0	0	1,000	1.000	0
Gordon, Jorge	.385	19	52	6	20	4	0	1	11	0	0	2	1	0	11	0	1	1	418	.519	1
Greer, Jalen	.259	36	108	12	28	3	1	1	5	0	0	4	19	0	43	4	1	3	389	.333	7
Harris, Brett	.667	2	3	2	2	0	0	0	3	0	0	0	2	0	0	0	0	0	800	.667	0
Jones, Gavin	.286	7	14	2	4	0	1	0	2	0	1	0	3	0	3	0	1	0	389	.429	0
Lee, DJ	.344	16	32	6	11	3	0	1	4	0	0	2	10	0	11	2	0	1	523	.531	0
Lopez, Hansen	.136	21	44	4	6	0	1	0	3	0	1	1	4	0	28	1	0	1	220	.182	2
Mackey, Davonn	.244	21	45	7	11	1	0	0	1	0	0	1	10	0	22	0	0	1	393	.267	0
Marinez, Luis	.100	6	10	1	1	0	0	0	1	0	0	0	3	0	6	0	0	0	308	.100	0
Martinez, Ramon	.143	26	56	10	8	2	0	0	4	0	0	0	19	0	31	0	2	0	360	.179	4
McGuire, Shane	.280	19	50	7	14	3	0	0	9	0	3	1	7	0	11	1	0	0	361	.340	2
Mujica, Jose	.241	34	112	13	27	9	0	2	19	0	0	0	5	0	20	0	0	3	274	.375	1
Muncy, Max	.129	11	31	3	4	0	0	0	4	0	0	0	3	0	12	1	0	1	206	.129	1
Nightengale, Bryce	.000	1	0	0	0	0	0	0	0	0	0	0	0	0	0	0	0	0	000	.000	0
Paulino, Jhoan	.244	27	82	15	20	3	1	4	15	0	0	3	5	0	23	0	0	1	311	.451	5
Pineda, Pedro	.258	23	62	15	16	2	2	1	8	0	0	2	13	0	28	3	3	0	403	.403	2
Reed, Buddy	.400	2	5	1	2	1	0	0	1	0	0	0	2	0	2	0	0	0	571	.600	1
Ricciardi, Mariano	.222	7	18	2	4	2	0	0	1	0	0	1	2	0	2	0	0	2	333	.333	2
Rodriguez, CJ	.000	1	3	0	0	0	0	0	0	0	0	0	0	0	2	0	0	0	000	.000	0
Romero, Jorge	.176	23	51	7	9	2	0	0	7	0	1	4	6	0	21	0	1	3	306	.216	2
Salom, Dereck	.270	17	37	3	10	4	0	0	4	1	0	0	7	0	12	2	0	0	386	.378	2
Sanchez, Saul	.184	22	49	8	9	0	0	0	0	0	0	0	10	0	18	2	0	0	322	.184	2
Swift, Drew	.000	2	4	2	0	0	0	0	0	0	0	1	1	0	2	0	0	0	333	.000	0
Uhl, Cooper	.000	3	4	0	0	0	0	0	0	0	0	0	0	0	1	0	0	1	000	.000	1
White III, Mikey	.182	4	11	1	2	0	0	0	2	0	0	1	1	0	3	0	0	0	308	.182	2
Winkler, Jack	.286	9	28	2	8	2	1	0	3	0	1	0	2	0	6	2	0	3	323	.429	1
Team Total	.228	59	1459	202	333	56	11	18	164	3	12	37	210	2	519	32	14	34	.338	.319	78

PITCHERS	W	L	ERA	G	GS	CG	SHO	SV	SVO	IP	H	R	ER	HR	HB	BB	IBB	SO	WP	BK	AVG
Alvarez, Wilson	0	0	8.10	3	0	0	0	1	1	3.1	5	3	3	0	1	0	0	2	0	0	.385
Anderson, Lawrence	0	0	0.00	2	0	0	0	0	0	3.0	1	0	0	0	0	0	0	3	0	0	.100
Bailey, Homer	0	1	14.73	2	2	0	0	0	0	3.2	9	7	6	0	0	2	0	6	2	0	.500
Basilia, Givaine	0	1	0.00	4	0	0	0	0	0	1.2	1	1	0	0	0	0	0	0	0	1	.200
Baum, Tyler	0	3	12.08	8	6	0	0	0	0	12.2	12	19	17	1	3	20	0	11	2	2	.267
Beers, Blake	0	0	9.00	1	1	0	0	0	0	1.0	2	1	1	1	0	0	0	1	0	0	.400
Bell, George	0	0	5.40	2	0	0	0	0	0	1.2	6	4	1	1	0	2	0	1	1	0	.545
Breault, Hunter	1	1	13.50	2	0	0	0	0	0	2.2	5	4	4	0	0	1	0	2	0	0	.417
Cantillo, Marshall	0	3	11.32	11	0	0	0	0	0	10.1	16	15	13	1	3	13	0	7	4	1	.364
Carrasco, Luis	1	1	3.94	10	6	0	0	0	0	32.0	37	17	14	2	4	6	0	33	0	0	.285
Cedano, Alexis	1	3	4.84	19	0	0	0	1	4	22.1	22	14	12	1	1	8	0	20	9	0	.262
Cerny, Charlie	0	0	4.50	4	1	0	0	0	0	6.0	5	4	3	0	0	2	0	7	2	0	.217
Cohn, Aaron	1	0	6.23	5	1	0	0	0	0	8.2	11	7	6	1	0	1	0	13	1	0	.306
Coletti, Vince	0	1	0.00	4	0	0	0	0	1	4.1	5	3	0	0	0	2	0	7	0	0	.263
DeMers, Joe	0	1	9.53	4	1	0	0	0	1	5.2	8	6	6	1	0	3	0	8	1	1	.333
Dunshee, Parker	0	0	4.50	1	1	0	0	0	0	2.0	2	1	1	0	0	0	0	3	0	0	.250
Emanuel, Stevie	0	0	0.00	1	1	0	0	0	0	1.0	1	0	0	0	0	1	0	0	1	0	.250
Florentino, Luis	1	1	6.66	11	1	0	0	0	1	24.1	27	20	18	4	4	14	0	29	3	0	.276
Garcia, Gerald	0	2	4.79	8	5	0	0	0	0	20.2	27	17	11	0	0	5	0	28	3	0	.307
Garza, Roberto	2	3	6.75	9	3	0	0	0	1	20.0	17	19	15	3	2	12	0	24	2	1	.230
Gonzalez, James	1	0	1.80	8	4	0	0	0	0	20.0	15	6	4	0	0	4	0	22	2	0	.205
Guante, Wander	1	1	5.85	9	3	0	0	0	1	20.0	19	14	13	2	0	9	0	27	5	2	.253
Holiday, Aaron	2	0	0.00	3	0	0	0	0	0	5.2	3	0	0	0	0	2	0	8	1	0	.158
Infante, Angello	0	0	0.00	5	1	0	0	0	0	14.2	5	1	0	0	0	0	0	15	0	0	.102
Jones, Gavin	0	0	0.00	1	0	0	0	0	0	1.0	1	0	0	0	0	0	0	1	0	0	.250
Kubo, Trayson	0	0	0.00	2	1	0	0	0	0	2.0	2	0	0	0	0	1	0	2	1	0	.222
Lage, Jesus	0	1	9.19	13	0	0	0	0	0	15.2	22	18	16	1	4	11	0	16	3	3	.328
Lopez, Hansen	0	0	0.00	1	0	0	0	0	0	1.0	2	0	0	0	0	0	0	1	0	0	.400
Martinez, Daniel	0	1	4.50	2	0	0	0	0	0	4.0	5	2	2	0	1	2	0	7	0	0	.313
Martinez, Luis	0	1	43.20	1	1	0	0	0	0	1.2	10	9	8	1	0	1	0	1	0	0	.667
Miller, Mason	0	1	1.50	3	2	0	0	0	0	6.0	4	1	1	0	0	3	0	9	1	0	.190
Morban, Jose	0	2	4.42	7	1	0	0	0	0	18.1	19	11	9	2	0	4	0	30	4	0	.260
Nightengale, Bryce	0	0	0.00	1	0	0	0	0	0	1.0	1	0	0	0	0	0	0	2	0	0	.250
Rivera, Eduardo	0	0	0.00	1	1	0	0	0	0	1.0	0	0	0	0	0	0	0	1	0	0	.000
Ruiz, Norge	0	0	0.00	1	0	0	0	0	0	0.1	2	0	0	0	0	0	0	0	0	0	.667
Sanchez, Yehizon	1	4	8.59	8	2	0	0	0	1	22.0	28	24	21	3	1	14	0	28	3	0	.315
Silverio, Jesus	0	1	3.48	4	3	0	0	0	0	10.1	11	8	4	0	3	8	0	7	4	0	.268
Szynski, Skylar	1	2	16.20	18	0	0	0	0	1	18.1	26	37	33	2	2	26	0	16	16	0	.333
Uhl, Cooper	0	0	67.50	1	0	0	0	0	0	0.2	5	5	5	0	0	1	0	0	0	0	.714
Vazquez, Robin	2	2	4.56	13	4	0	0	1	2	25.2	26	14	13	0	2	18	2	21	7	2	.263
Woolfolk, Dallas	0	0	15.43	2	0	0	0	0	0	2.1	2	5	4	0	0	2	0	5	0	0	.200
Team Total	16	43	6.27	59	59	0	6	3	14	378.2	427	317	264	27	31	198	2	424	78	13	.283

2021 MINOR LEAGUE AWARDS

Batter of the Month

Name	Team	League	Month
Cody Thomas	Las Vegas	Triple-A West	June
Tyler Soderstrom	Stockton	Low-A West	June

Name	Team	League	Week
Cody Thomas	Las Vegas	Triple-A West	July 5-11
Lawrence Butler	Stockton	Low-A West	July 19-25
Austin Allen	Las Vegas	Triple-A West	Aug. 2-8
Chris Davis	Las Vegas	Triple-A West	Aug. 23-29
Carlos Pérez	Las Vegas	Triple-A West	Aug. 30-Sept. 5
Lawrence Butler	Lansing	High-A Central	Sept. 13-19

Batter of the Week

Name	Team	League	Week
Nick Allen	Midland	Double-A Central	May 10-16
Lazaro Armenteros	Stockton	Low-A West	May 24-30
Devin Foyle	Midland	Double-A Central	May 31-June 6
Frank Schwindel	Las Vegas	Triple-A West	June 7-13

Pitcher of the Week			
Name	Team	League	Week
Luis Carrasco	Arizona A's	Arizona Complex	Aug. 16-22

DOMINICAN

BATTERS	AVG	G	AB	R	H	2B	3B	HR	RBI	SH	SF	HP	BB	IBB	SO	SB	CS	DP	SLG	OBP	E
Amaya, Carlos	.457	15	46	11	21	4	1	0	12	0	1	1	9	0	6	2	2	0	.544	.587	4
Arevalo, Angel	.297	27	74	16	22	5	4	0	15	0	2	2	18	0	19	1	3	1	.438	.473	8
Avila, Albert	.182	14	33	4	6	1	0	0	5	0	1	1	10	0	15	3	1	0	.378	.212	0
Baldallo, Dayker	.197	23	61	15	12	1	0	0	5	1	1	2	21	0	20	1	1	2	.412	.213	5
Beltran, Nelson	.263	44	114	19	30	6	2	0	17	0	1	7	14	0	41	13	1	2	.375	.351	5
Freitez, Luis	.225	32	89	13	20	3	1	2	15	1	0	3	8	0	26	2	1	1	.310	.348	1
Fuentes, Erubiel	.170	32	94	16	16	3	0	0	11	1	1	5	19	0	15	5	3	2	.336	.202	3
Gainza, Jayson	.121	22	58	4	7	0	0	0	4	0	0	0	6	0	14	0	0	4	.203	.121	6
Gallardo, Moises	.135	17	37	5	5	2	0	0	6	0	1	1	7	0	22	0	0	0	.283	.189	0
Garcia, Kelvin	.100	9	20	2	2	1	0	1	5	0	0	0	2	0	12	0	0	1	.182	.300	0
Garrett, Ray	.243	25	70	11	17	3	3	0	8	0	0	2	12	0	25	3	2	1	.369	.371	5
Gomez, Mario	.308	26	78	12	24	6	0	0	14	0	0	0	13	0	20	1	1	0	.407	.385	2
Hipolito, Cesar	.167	11	24	4	4	0	0	0	2	0	0	1	4	0	8	2	0	0	.310	.167	2
Lelis, Matheus	.145	25	55	7	8	0	0	0	4	0	0	1	10	0	14	1	0	3	.288	.145	5
Machado, Anderson	.217	29	83	17	18	4	0	0	10	0	0	1	12	0	20	2	1	3	.323	.265	5
Martinez, Beyker	.234	30	77	14	18	3	1	0	3	0	0	2	14	0	20	5	3	2	.366	.299	3
Montero, Darlyn	.217	38	115	17	25	5	2	0	15	0	1	0	20	0	24	6	1	2	.331	.296	8
Ortiz, German	.256	13	39	7	10	1	1	0	3	0	0	1	7	0	13	1	2	1	.383	.333	4
Pariguan, Javier	.245	23	49	8	12	0	2	0	5	0	2	5	12	0	19	0	0	0	.426	.327	7
Pastrano, Jose	.220	24	50	9	11	2	1	0	5	1	0	2	6	0	14	2	2	1	.328	.300	6
Pineda, Pedro	.200	10	35	4	7	1	1	0	1	0	0	0	5	0	13	3	2	0	.300	.286	1
Santana, Juan	.264	38	106	15	28	2	2	1	16	0	1	2	23	0	32	2	2	2	.402	.349	3
Santana, Ronny	.105	9	19	3	2	1	0	0	1	0	0	0	4	0	8	0	0	1	.261	.158	2
Vallejo, Otoniel	.207	39	111	18	23	4	3	0	10	3	3	3	16	0	31	9	2	3	.316	.297	2
Team Total	.226	56	1537	251	348	58	24	4	192	7	15	42	272	0	451	64	30	32	.355	.303	105

PITCHERS	W	L	ERA	G	GS	CG	SHO	SV	SVO	IP	H	R	ER	HR	HB	BB	IBB	SO	WP	BK	AVG
Breindembach, Marco	0	1	10.91	13	0	0	0	1	2	15.2	27	21	19	0	1	14	0	16	2	0	.386
De Jesus, Dairon	1	0	1.48	7	4	0	0	0	0	24.1	16	5	4	0	0	11	0	24	4	0	.190
De La Rosa, Franck	1	4	6.75	9	4	0	0	0	0	18.2	22	18	14	0	3	14	0	19	9	0	.289
De Paula, Willy	0	4	7.11	10	6	0	0	0	1	25.1	27	21	20	0	3	21	0	20	8	0	.284
Gimenez, Dhegyler	3	2	6.03	11	4	0	0	0	0	31.1	28	23	21	1	3	9	0	27	4	0	.237
Gonzalez, Adriel	0	5	3.98	10	7	0	0	1	1	40.2	47	27	18	2	2	14	0	43	5	4	.285
Gonzalez, Dangiover	1	4	5.70	10	4	0	0	0	0	23.2	23	22	15	0	5	20	0	12	12	0	.261
Gonzalez, Jose	0	2	5.06	11	4	0	0	1	1	26.2	30	21	15	1	3	12	0	28	11	1	.283
Hernandez, Moises	0	1	30.38	7	4	0	0	0	0	5.1	4	18	18	0	3	20	0	5	3	0	.190
Mijares, Jeremy	1	0	0.59	8	1	0	0	1	2	15.1	12	3	1	0	1	3	0	15	4	0	.222
Montero, Darlyn	0	0	0.00	3	0	0	0	0	0	2.2	3	2	0	0	0	1	0	3	1	0	.273
Perdigon, Jesus	0	2	34.71	10	4	0	0	0	1	7.0	13	29	27	0	2	24	0	8	17	0	.406
Restituyo, Brayan	2	4	6.48	11	5	0	0	0	1	33.1	34	31	24	0	3	21	0	43	14	1	.272
Ribeiro, Sulivan	0	2	12.79	6	3	0	0	0	0	6.1	6	12	9	0	0	16	0	5	13	0	.286
Rodriguez, Franyelson	2	1	4.21	13	0	0	0	0	2	25.2	27	15	12	1	1	6	0	14	0	2	.273
Rodriguez, Roger	4	0	1.45	10	3	0	0	0	1	37.1	28	8	6	1	2	8	0	33	1	0	.207
Rojas, Gimy	2	2	11.66	11	0	0	0	0	2	14.2	26	22	19	1	4	8	0	8	10	1	.382
Sarmiento, Carlos	1	1	3.94	10	2	0	0	0	1	32.0	31	18	14	2	0	14	0	23	3	1	.252
Silverio, Jesus	0	0	2.57	2	1	0	0	0	0	7.0	4	2	2	0	2	2	0	8	3	3	.174
Torrealba, Pedro	2	1	5.59	13	0	0	0	2	2	19.1	17	12	12	2	1	13	0	18	11	0	.224
Vallejo, Otoniel	0	0	0.00	2	0	0	0	0	0	1.0	1	0	0	0	0	0	0	1	0	0	.333
Team Total	26	41	3.35	68	68	0	2	11	24	593.0	516	317	221	7	88	252	3	430	99	5	.235

ORGANIZATIONAL LEADERS

ORGANIZATIONAL BATTING LEADERS

BATTING AVERAGE	CLUB(S)	Avg.	G	AB	R	H	HR	RBI
Allen, Austin	LV	.317	72	281	50	89	20	53
McDonald, Mickey	MID, LV	.305	106	364	69	111	2	38
Machin, Vimalael	LV	.295	89	336	65	99	11	58
Diaz, Jordan	LAN	.288	90	333	46	96	13	56
Allen, Nick	MID, LV	.288	89	340	48	98	6	41
Mondou, Nate	LV	.282	85	308	53	87	8	49
Barrera, Luis	LV	.276	96	341	53	94	4	37
Simoneit, William	LAN	.273	90	322	40	88	10	53
Butler, Lawrence	STK, LAN	.273	102	385	76	105	19	75
Schuemann, Max	LAN, MID, LV	.271	119	446	86	121	7	42

(Minimum 250 AB)

HITS	CLUB(S)	H	HOME RUNS	CLUB(S)	HR	RBI	CLUB(S)	RBI
Schuemann, Max	LAN, MID, LV	121	Pérez, Carlos	LV	31	Pérez, Carlos	LV	89
Kozma, Pete	LV	111	Peña, Francisco	LV	23	Peña, Francisco	LV	81
McDonald, Mickey	MID, LV	111	Allen, Austin	LV	20	Butler, Lawrence	STK, LAN	75
Butler, Lawrence	STK, LAN	105	Butler, Lawrence	STK, LAN	19	Schofield-Sam, TJ	STK	62
Pérez, Carlos	LV	101	Thomas, Cody	LV	18	Foyle, Devin	MID	61
Machin, Vimalael	LV	99	Buelvas, Braylan	STK	16	Santos, Jhonny	MID	59
Allen, Nick	MID, LV	98	Schwindel, Frank	LV	16	Machin, Vimalael	LV	58
Peña, Francisco	LV	98	Wilson, Jacob	LV	14	Diaz, Jordan	LAN	56
Diaz, Jordan	LAN	96	Diaz, Jordan	LAN	13	Allen, Austin	LV	53
Schofield-Sam, TJ	STK	96	Santos, Jhonny	MID	13	Simoneit, William	LAN	53

RUNS SCORED	CLUB(S)	R	DOUBLES	CLUB(S)	2B	TRIPLES	CLUB(S)	3B
Schuemann, Max	LAN, MID, LV	83	Schuemann, Max	LAN, MID, LV	25	Foyle, Devin	MID	7
Butler, Lawrence	STK, LAN	76	Butler, Lawrence	STK, LAN	24	Barrera, Luis	LV	6
McDonald, Mickey	MID, LV	69	Diaz, Jordan	LAN	24	Machin, Vimalael	LV	6
Peña, Francisco	LV	68	Kozma, Pete	LV	24	Perez, Jordan	STK	5
Machin, Vimalael	LV	65	Davidson, Logan	MID	22	Schofield-Sam, TJ	STK	5
Foyle, Devin	MID	62	Six players tied		20	Arevalo, Angel	DSL	4
Kozma, Pete	LV	62				Buelvas, Braylan	STK	4
Pérez, Carlos	LV	61				Butler, Lawrence	STK, LAN	4
Four players tied		54				McDonald, Mickey	MID, LV	4
						Thomas, Cody	LV	4

WALKS	CLUB(S)	BB	STOLEN BASES	CLUB(S)	SB	EXTRA-BASE HITS	CLUB(S)	XBH
Davidson, Logan	MID	62	Schuemann, Max	LAN, MID, LV	52	Pérez, Carlos	LV	51
Butler, Lawrence	STK, LAN	59	Butler, Lawrence	STK, LAN	29	Butler, Lawrence	STK, LAN	47
Bride, Jonah	MID	57	Perez, Junior	STK	24	Thomas, Cody	LV	42
Schuemann, Max	LAN, MID, LV	53	Armenteros, Lazaro	STK, LAN	21	Diaz, Junior	LAN	38
Vance, Cobie	LAN	52	McDonald, Mickey	MID, LV	18	Peña, Francisco	LV	36
McDonald, Mickey	MID, LV	51	Buelvas, Braylan	STK	17	Allen, Austin	LV	35
Perez, Jordan	STK	51	Peralta, Elvis	LAN, MID, LV	17	Schuemann, Max	LAN, MID, LV	35
Deichmann, Greg	LV	50	Beltran, Nelson	DSL	13	Machin, Vimalael	LV	34
Machin, Vimalael	LV	49	Gelof, Zack	ACL, STK, LV	13	Schofield-Sam, TJ	STK	34
McCann, Kyle	MID	47	Two players tied		12	Three players tied		33

TOTAL BASES	CLUB(S)	TB	SLUGGING PCT.	CLUB(S)	SLG	ON-BASE PCT.	CLUB(S)	OBP
Pérez, Carlos	LV	215	Allen, Austin	LV	.584	Bride, Jonah	MID	.407
Butler, Lawrence	STK, LAN	194	Pérez, Carlos	LV	.572	McDonald, Mickey	MID, LV	.402
Peña, Francisco	LV	180	Butler, Lawrence	STK, LAN	.504	Machin, Vimalael	LV	.389
Schuemann, Max	LAN, MID, LV	173	Diaz, Jordan	LAN	.483	Schuemann, Max	LAN, MID, LV	.372
Allen, Austin	LV	164	Machin, Vimalael	LV	.479	Mondou, Nate	LV	.371
Diaz, Jordan	LAN	161	Selman, Shane	LAN	.469	Butler, Lawrence	STK, LAN	.367
Machin, Vimalael	LV	161	Peña, Francisco	LV	.459	Selman, Shane	LAN	.362
Foyle, Devin	MID	157	Simoneit, William	LAN	.435	Simoneit, William	LAN	.360
Kozma, Pete	LV	153	Foyle, Devin	MID	.434	Vance, Cobie	LAN	.357
Schofield-Sam, TJ	STK	153	Mondou, Nate	LV	.432	Allen, Austin	LV	.351

ORGANIZATIONAL PITCHING LEADERS

EARNED RUN AVERAGE	CLUB(S)	W-L	ERA	IP	H	BB	SO
Cushing, Jack	LAN, STK, MID	7-7	3.22	111.2	113	27	111
Koenig, Jared	MID	7-5	3.26	121.1	108	43	100
Peluse, Colin	LAN, MID	9-3	3.39	101.0	91	26	109
Conley, Bryce	MID	5-5	4.39	94.1	80	44	88
Friedrichs, Kyle	MID, LV	5-4	4.53	105.1	106	25	73
Birlingmair, Reid	LAN	4-10	4.54	103.0	88	52	84
Feigl, Brady	MID, LV	8-9	4.71	122.1	117	46	123
Jefferies, Daulton	LV	5-1	4.91	77.0	90	11	68
Blackburn, Paul	LV	4-7	4.97	88.2	114	27	80
Howard, Brian	LV	7-4	5.86	110.2	126	40	96

(Minimum 75 IP)

WINS	CLUB(S)	W	SAVES	CLUB(S)	SV	COMPLETE GAMES	CLUB(S)	CG
Peluse, Colin	LAN, MID	9	Brown, Aaron	MID, LV	12	Cushing, Jack	STK, LAN, MID	1
Feigl, Brady	MID, LV	8	Hall, Charles	LAN	12			
Naile, James	LV	8	Acevedo, Domingo	LV	9			
Cushing, Jack	STK, LAN, MID	7	DuRapau, Montana	MID	9			
Howard, Brian	LV	7	Whittlesey, Brock	STK, LAN	7			
Koenig, Jared	MID	7	Bracewell, Ben	LV	6			
Erwin, Zack	MID, LV	6	Jackson, Zach	MID, LV	6			
Hall, Charles	LAN	6	Mora, Jose	STK, LAN	5			
Tomioka, Shohei	LAN	6	Tovar, Oscar	STK	5			
Zambrano, Jesús	MID, LV	6	Weisenburger, Jack	LAN, MID	5			

INNINGS PITCHED	CLUB(S)	IP	STRIKEOUTS	CLUB(S)	SO
Feigl, Brady	MID, LV	122.1	Feigl, Brady	MID, LV	123
Koenig, Jared	MID	121.1	Cushing, Jack	STK, LAN, MID	111
Cushing, Jack	STK, LAN, MID	111.2	Peluse, Colin	LAN, MID	109
Howard, Brian	LV	110.2	Koenig, Jared	MID	100
Friedrichs, Kyle	MID, LV	105.1	Howard, Brian	LV	96
Berrios, Osvaldo	STK, LAN	103.0	Berrios, Osvaldo	STK, LAN	90
Birlingmair, Reid	LAN	103.0	Conley, Bryce	MID	88
Peluse, Colin	LAN, MID	101.0	Acton, Garrett	STK, LAN	87
Conley, Bryce	MID	94.1	Santos, Pedro	STK	87
Milburn, Matt	MID, LV	91.0	Two players tied		84

ORGANIZATIONAL STANDINGS

Club	First Half			Second Half			Overall			
	W-L	Pos.	GB	W-L	Pos.	GB	W-L	Pos.	GB	Pct.
Las Vegas (AAA)							65-61	3rd	11.0	.516
Midland (AA)							59-60	2nd	5.0	.496
Lansing (A+)							58-62	4th	7.0	.483
Stockton (A)							42-75	4th	33.0	.359
Arizona (Rookie)							16-43	6th	28.0	.271
Dominican (Rookie)							20-36	8th	14.0	.357

2021 MINOR LEAGUE ALL-STARS

Triple-A West, Postseason

Carlos Pérez

High-A Central, Postseason

Jordan Diaz

Low-A West, Postseason

None

Double-A Central, Postseason

None

2021 DRAFT PICKS

Rd	Name	Pos	Year	School	Hometown	B/T	Ht	Wt
1	Max Muncy	SS	HS	Thousand Oaks HS	Thousand Oaks, CA	R/R	6-1	180
2	Zack Gelof	3B	Jr.	Virginia	Rehoboth Beach, DE	R/R	6-3	205
3	Mason Miller	RHP	Sr.	Gardner-Webb	Bethel Park, PA	R/R	6-5	200
4	Denzel Clarke	OF	Jr.	Cal. St. Northridge	Pickering, Ontario	R/R	6-5	220
5	CJ Rodriguez	C	So.	Vanderbilt	Newport Beach, CA	R/R	5-10	200
6	Grant Holman	RHP	Jr.	California	Chula Vista, CA	R/R	6-6	250
7	Brett Harris	3B	Sr.	Gonzaga	Arlington Heights, IL	R/R	6-3	208
8	Drew Swift	SS	Sr.	Arizona State	Chandler, AZ	R/R	6-0	165
9	Shane McGuire	C	Sr.	San Diego	Kent, WA	L/R	6-0	195
10	Jack Winkler	SS	Sr.	San Francisco	Littleton, CO	R/R	6-2	185
11	Eduardo Rivera	LHP	HS	Colegio CADEST	Vega Alta, PR	L/L	6-7	237
12	Mitch Myers	RHP	Sr.	Pittsburgh	Lanette, AL	R/R	6-2	200
13	Aaron Holiday	RHP	Jr.	Old Dominion	Bear, DE	R/R	6-3	205
14	Jonny Butler	OF	Sr.	North Carolina St.	Channahon, IL	L/R	6-1	200
15	Luke Anderson	RHP	Jr.	Central Oklahoma	Prairie Village, KS	R/R	6-2	205
16	Colton Johnson	LHP	Sr.	Illinois State	Kewanee, IL	L/L	6-4	222
17	Kyle Virbitsky	RHP	Sr.	Penn State	Media, PA	R/R	6-7	235
18	Mariano Ricciardi	2B	Sr.	Dayton	West Boylston, MA	L/R	5-7	170
19	Blake Beers	RHP	Sr.	Michigan	Manhattan Beach, CA	R/R	6-4	215
20	Hunter Breault	RHP	Sr.	Oregon	Kapolei, HI	R/R	6-2	228

Bold indicated players signed

A'S FIRST ROUND DRAFT PICKS

1965 Rick Monday, OF	1986 Scott Hemond, C	2003 Brad Sullivan, RHP
1966 Reggie Jackson, OF	1987 Lee Tinsley, OF	Brian Snyder, 3B (11)
1967 Brian Bickerton, LHP	1988 Stan Royer, 3B	2004 Landon Powell, C (12)
1968 Pete Broberg, RHP*	1989 None (3)	Richie Robnett, OF
1969 Dan Stanhouse, RHP/SS	1990 Todd Van Poppel, RHP (4)	2005 Cliff Pennington, SS
1970 Dan Ford, OF	Don Peters, RHP	2006 None (13)
1971 William Daniels, RHP	1991 Brent Gates, SS	2007 James Simmons, RHP
1972 Chet Lemon, SS	1992 Benji Grigsby, RHP	2008 Jamile Weeks, 2B
1973 Randy Scarbery, RHP	1993 John Wasdin, RHP	2009 Grant Green, SS
1974 Jerry Johnson, C*	1994 Ben Grieve, OF	2010 Michael Choice, OF
1975 Bruce Robinson, C	1995 Ariel Prieto, RHP	2011 Sonny Gray, RHP
1976 Mike Sullivan, RHP*	1996 Eric Chavez, SS	2012 Addison Russell, SS
1977 Craig Harris, RHP	1997 Chris Enochs, RHP	2013 Billy McKinney, OF
1978 Mike Morgan, RHP	Eric DuBose, LHP (5)	2014 Matt Chapman, 3B
Tim Conroy, LHP (1)	1998 Mark Mulder, LHP	2015 Richie Martin, SS
1979 Juan Bustabad, INF*	1999 Barry Zito, LHP	2016 A.J. Puk, LHP
1980 Mike King, LHP	2000 None (6)	2017 Austin Beck, CF
1981 Tim Pyznarski, 3B	2001 Bobby Crosby, SS	2018 Kyler Murray, CF
1982 None (2)	Jeremy Bonderman, RHP (7)	2019 Logan Davidson, SS
1983 Stan Hilton, RHP	2002 Nick Swisher, OF (8)	2020 Tyler Soderstrom, C
1984 Mark McGwire, 1B	Joe Blanton, RHP (9)	2021 Max Muncy, SS
1985 Walt Weiss, SS	John McCurdy, SS	
	Ben Fritz, RHP (10)	

* Did not sign with A's

- Compensation for the loss of free agent Mike Jorgensen
- Choice to Boston as compensation for Joe Rudi
- Choice to Seattle as compensation for Mike Moore
- Compensation for the loss of free agent Dave Parker
- Compensation for the loss of free agent Mike Bordick
- Choice to Anaheim as compensation for Mike Magnante
- Compensation for the loss of free agent Kevin Appier
- Compensation for the loss of free agent Johnny Damon
- Compensation for the loss of free agent Jason Giambi
- Compensation for the loss of free agent Jason Iiringhausen
- Compensation for the loss of free agent Ray Durham
- Compensation for the loss of free agent Keith Foulke
- Choice to Washington as compensation for Esteban Loaiza

ORGANIZATIONAL PLAYERS

GARRETT PATRICK ACTON

RHP

Born: Naperville, Illinois, June 15, 1998; **Home:** Lemont, Illinois

Bats: Left; **Throws:** Right; **Height:** 6-2; **Weight:** 215

Obtained: Signed as a non-drafted free agent, June 29, 2020

Signed out of the University of Illinois, Champaign by Derek Lee...saved six games in six outings for Illinois after leading the nation with 19 saves in 2019...was a First Team NCBWA All-American in 2019 and a First Team Academic All-American in 2020.

Year	Club	W	L	ERA	G	GS	CG	SHO	SV	IP	H	R	ER	HR	HB	BB	IBB	SO	WP	BK
2021	Stockton (A)	2	0	3.72	20	0	0	0	0	36.1	31	15	15	6	1	14	0	53	4	0
	Lansing (A)	1	0	3.63	14	0	0	0	2	17.1	10	7	7	3	0	4	0	34	0	0
	Minor League Totals	3	0	3.69	34	0	0	0	2	53.2	41	22	22	9	1	18	0	87	4	0

WILSON GREGORIO ALVAREZ (RIVAS)

IF

Born: Maracay, Venezuela, May 19, 1998; **Home:** Palo Negro, Venezuela

Bats: Right; **Throws:** Right; **Height:** 5-8; **Weight:** 185

Obtained: Signed as a free agent to a minor league contract, March 28, 2016

Signed by Juan Villanueva...made his AZL debut in 2019, setting career highs in games (54), at-bats (220), runs (40), hits (63), doubles (9), triples (2), RBI (18) and walks (25).

Year	Club	AVG.	G	AB	R	H	2B	3B	HR	RBI	SH	SF	HP	BB	SO	SB	CS	OBP	SLG	E
2016	DSL A's (R)	.200	30	80	9	16	1	0	0	4	2	0	1	12	10	8	4	.312	.213	14
2017	DSL A's (R)	.304	43	115	16	35	2	0	0	8	6	0	5	11	18	8	8	.389	.322	8
2018	DSL A's (R)	.267	47	146	15	39	4	1	0	9	3	1	2	15	15	11	2	.341	.308	5
2019	AZL A's (R)	.248	27	109	23	27	4	1	0	8	1	0	1	12	18	4	0	.328	.303	2
	AZL A's (R)	.324	27	111	17	36	5	1	0	10	1	2	2	13	31	3	1	.398	.387	6
2021	ACL A's (R)	.222	30	63	9	14	3	0	0	9	0	3	1	13	17	2	2	.350	.270	3
	Minor League Totals	.268	204	624	89	167	19	3	0	48	13	6	12	76	109	36	17	.355	.308	38

CARLOS EDUARDO AMAYA (LUZARDO)

C

Born: Punto Fijo, Venezuela, December 28, 2001; **Home:** Punto Fijo, Venezuela

Bats: Right; **Throws:** Right; **Height:** 5-11; **Weight:** 209

Obtained: Signed as a free agent to a minor league contract, August 8, 2019

Signed by Andri Garcia.

Year	Club	AVG.	G	AB	R	H	2B	3B	HR	RBI	SH	SF	HP	BB	SO	SB	CS	OBP	SLG	E
2021	DSL A's (R)	.457	15	46	11	21	4	1	0	12	0	1	1	9	6	2	2	.544	.587	4
	ACL A's (R)	.294	7	17	1	5	2	0	0	0	0	0	0	1	6	0	0	.333	.412	2
	Minor League Totals	.413	22	63	12	26	6	1	0	12	0	1	1	10	12	2	2	.493	.540	6

LUKE ROBERT ANDERSON

RHP

Born: Prairie Village, Kansas, August 5, 1998; **Home:** Prairie Village, Kansas

Bats: Right; **Throws:** Right; **Height:** 6-2; **Weight:** 195

Obtained: Selected in the 15th round of the 2021 First-Year Player Draft

Began his college career at Missouri...signed by Steve Abney...played two seasons at Central Oklahoma... finished his college career 9-5 with a 5.32 ERA over 35 games, 18 of which were starts.

Year	Club	W	L	ERA	G	GS	CG	SHO	SV	IP	H	R	ER	HR	HB	BB	IBB	SO	WP	BK
2021	ACL A's (R)	0	0	0	2	0	0	0	0	3.0	1	0	0	0	0	0	0	3	0	0
	Minor League Totals	0	0	0	2	0	0	0	0	3.0	1	0	0	0	0	0	0	3	0	0

ANGEL ISMEL AREVALO (MEDINA)

OF

Born: Caracas, Venezuela, October 2, 2003; **Home:** Caracas, Venezuela**Bats:** Right; **Throws:** Right; **Height:** 5-11; **Weight:** 160**Obtained:** Singed as a free agent to a minor league contract, January 15, 2021

Signed by Ruben Barradas.

Year	Club	AVG.	G	AB	R	H	2B	3B	HR	RBI	SH	SF	HP	BB	SO	SB	CS	OBP	SLG	E
2021	DSL A's (R)	.297	27	74	16	22	5	4	0	15	0	2	2	18	19	1	3	.438	.473	8
Minor League Totals		.297	27	74	16	22	5	4	0	15	0	2	2	18	19	1	3	.438	.473	8

LAZARO ROBERSY ARMENTEROS (ARANGO)

OF

Born: La Habana, Cuba, May 22, 1999; **Home:** Santo Domingo, Dominican Republic**Bats:** Right; **Throws:** Right; **Height:** 6-1; **Weight:** 195**Obtained:** Singed as a free agent to a minor league contract, July 2, 2016

Signed by Raul Gomez...named the A's ninth-best prospect by *Baseball America* following the 2017 season and sixth-best following the 2018 season...finished 2019 second in the organization in walks (73) and fourth in steals (22)...was a 2019 California League Midseason All-Star...named Low-A West Player of the Week for the week of May 24-30, 2021.

Year	Club	AVG.	G	AB	R	H	2B	3B	HR	RBI	SH	SF	HP	BB	SO	SB	CS	OBP	SLG	E
2017	DSL A's (R)	.167	6	18	6	3	0	0	0	1	0	1	4	3	9	2	2	.385	.167	1
	AZL A's (R)	.288	41	156	24	45	9	4	4	22	0	2	7	16	48	10	1	.376	.474	5
2018	Beloit (A)	.277	79	292	43	81	8	2	8	39	0	2	10	36	115	8	6	.374	.401	3
2019	Stockton (A)	.222	126	459	65	102	22	5	17	61	0	6	73	227	22	6	.336	.403	4	
2021	Stockton (A)	.431	15	65	9	28	6	0	2	10	0	0	0	5	26	8	4	.471	.615	0
	Lansing (A)	.195	56	174	20	34	5	0	4	16	2	0	4	13	80	13	4	.267	.293	2
Minor League Totals		.252	323	1164	167	293	50	11	35	149	2	5	31	146	505	63	23	.349	.404	15

EDWARD ANTHONY BARAM

RHP

Born: Hackensack, New Jersey, June 2, 1997; **Home:** El Cajon, California**Bats:** Right; **Throws:** Right; **Height:** 6-4; **Weight:** 205**Obtained:** Selected in the 30th round of the 2019 First Year Player Draft

Signed by Ronald Vaughn...played four seasons for Adelphi University in Garden City, New York...was named the Eastern College Athletic Conference's Pitcher of the Year and was name a First Team All-American by the National Collegiate Baseball Writers Association following the 2019 season...finished his collegiate career 18-13 with a 2.62 ERA and 226 strikeouts in 244.1 innings pitched.

Year	Club	W	L	ERA	G	GS	CG	SHO	SV	IP	H	R	ER	HR	HB	BB	IBB	SO	WP	BK
2019	AZL A's (R)	0	0	6.57	16	0	0	0	1	24.2	24	21	18	1	2	22	0	33	7	0
2021	Stockton (A)	3	3	6.98	29	0	0	0	3	58.0	69	55	45	8	2	30	1	64	9	0
Minor League Totals		3	3	6.86	45	0	0	0	4	82.2	93	76	63	9	4	52	1	97	16	0

GIVAINÉ NATHANAEEL BASILIA

IF

Born: Willemstad, Curaçao, June 22, 2000; **Home:** Willemstad, Curaçao**Bats:** Right; **Throws:** Right; **Height:** 6-1; **Weight:** 160**Obtained:** Singed as a free agent to a minor league contract, July 2, 2017

Signed by Juan Mosquera.

Year	Club	AVG.	G	AB	R	H	2B	3B	HR	RBI	SH	SF	HP	BB	SO	SB	CS	OBP	SLG	E
2018	DSL A's (R)	.216	47	139	24	30	5	1	0	11	1	0	2	16	43	26	6	.306	.266	9
2019	AZL A's (R)	.237	42	131	23	31	3	2	1	10	3	0	3	12	45	8	3	.315	.313	9
2021	ACL A's (R)	.080	28	50	9	4	0	0	0	2	1	0	0	6	23	2	1	.179	.080	1
Minor League Totals		.203	117	320	56	65	8	3	1	23	5	0	5	34	111	36	10	.290	.256	19

BRADY MARSHALL BASSO**LHP****Born:** Pearland, Texas, October 8, 1997; **Home:** Pearland, Texas**Bats:** Right; **Throws:** Left; **Height:** 6-2; **Weight:** 210**Obtained:** Selected in the 16th round of the 2019 First Year Player Draft

Signed by Christopher Reilly...played three seasons for Oklahoma State...finished his collegiate career 4-5 with a 5.76 ERA in 44 appearances, seven of which were starts...struck out 73 batters in 65.2 career innings pitched.

Year	Club	W	L	ERA	G	GS	CG	SHO	SV	IP	H	R	ER	HR	HB	BB	IBB	SO	WP	BK
2019	AZL A's (R)	0	0	1.75	15	1	0	0	0	25.2	20	9	5	0	2	8	0	38	1	1
2021	Lansing (A)	2	2	4.71	7	4	0	0	0	21.0	21	12	11	2	0	7	0	26	2	0
Minor League Totals		2	2	3.09	22	5	0	0	0	46.2	41	21	16	2	2	15	0	64	3	1

TYLER COLE BAUM**RHP****Born:** Orlando, Florida, January 14, 1998; **Home:** Ocoee, Florida**Bats:** Right; **Throws:** Right; **Height:** 6-2; **Weight:** 195**Obtained:** Selected in the second round of the 2019 First Year Player Draft

Signed by William Avent...played three seasons for the University of North Carolina...was an All-ACC selection in 2019 for the Tar Heels...finished his collegiate career 18-4 with a 3.71 ERA in 51 appearances, 43 of which were starts...logged 220 strikeouts and 84 walks in 221.0 career innings pitched.

Year	Club	W	L	ERA	G	GS	CG	SHO	SV	IP	H	R	ER	HR	HB	BB	IBB	SO	WP	BK
2019	Vermont (A)	0	3	4.70	11	11	0	0	0	30.2	29	18	16	4	2	7	0	34	2	0
2021	ACL A's (R)	0	3	12.08	8	6	0	0	0	12.2	12	19	17	1	3	20	0	11	2	2
Minor League Totals		0	6	6.85	19	17	0	0	0	43.1	41	37	33	5	5	27	0	45	4	2

DANIEL BAUTISTA (DE LOS SANTOS)**OF****Born:** Phoenix, Arizona, September 20, 2000; **Home:** Lutz, Florida**Bats:** Right; **Throws:** Right; **Height:** 6-2; **Weight:** 204**Obtained:** Signed as a free agent to a minor league contract, October 4, 2017

Signed by Yendri Bachelor...made his full-season debut in 2021 and set career highs in hits (51), home runs (2) and RBI (23).

Year	Club	AVG.	G	AB	R	H	2B	3B	HR	RBI	SH	SF	HP	BB	SO	SB	CS	OBP	SLG	E
2018	DSL A's (R)	.261	12	46	8	12	1	0	1	7	1	1	0	9	10	6	4	.375	.348	1
	AZL A's (R)	.200	43	110	19	22	7	3	0	11	0	1	4	14	41	3	1	.310	.318	5
2019	Vermont (A)	.276	15	58	7	16	2	1	0	3	0	1	0	4	16	0	3	.317	.345	1
2021	ACL A's (R)	.200	3	5	2	1	0	0	0	0	0	0	0	3	1	1	0	.500	.200	0
	Stockton (A)	.208	72	245	38	51	15	3	2	23	5	2	5	33	68	6	2	.312	.318	5
Minor League Totals		.220	145	464	74	102	25	7	3	44	6	5	9	63	136	16	10	.322	.323	12

MARTIN GLYNN BECHINA**OF**

Goes by "Marty"

Born: Chicago, Illinois, October 31, 1996; **Home:** Chicago, Illinois**Bats:** Right; **Throws:** Right; **Height:** 6-0; **Weight:** 207**Obtained:** Selected in the 32nd round of the 2019 First Year Player Draft

Signed by Richard Sparks...played four seasons for Michigan State...in 2019 was Academic All-Big Ten, MSU's Big Ten Sportsmanship Award winner, MSU's John Kobs Most Valuable Player Award winner and Kirk Gibson Offensive Player of the Year Award winner...finished his collegiate career hitting .258 with a .351 on-base percentage, 20 home runs, 114 runs, 110 RBI and 35 steals in 210 games played.

Year	Club	AVG.	G	AB	R	H	2B	3B	HR	RBI	SH	SF	HP	BB	SO	SB	CS	OBP	SLG	E
2019	AZL A's (R)	.302	14	53	13	16	9	0	1	15	0	1	1	14	12	0	2	.449	.528	1
	Vermont (A)	.235	47	179	18	42	10	1	3	17	1	1	2	13	53	1	1	.292	.352	7
2021	Midland (AA)	.227	26	97	16	22	7	1	0	10	1	1	2	8	31	1	0	.296	.320	3
	Las Vegas (AAA)	.189	56	164	19	31	9	0	9	28	0	5	4	5	72	3	1	.225	.409	4
Minor League Totals		.225	143	493	66	111	35	2	13	70	2	8	9	40	168	5	4	.291	.383	15

Born: Winston Salem, North Carolina, November 21, 1998; **Home:** Phoenix, Arizona

Bats: Right; **Throws:** Right; **Height:** 6-0; **Weight:** 195

Obtained: Selected in the first round of the 2017 First Year Player Draft

Graduated from North Davidson HS (NC)...was signed by Neil Avent...hit .457 with 23 home runs in 103 career high school games...hit .590 with 12 home runs during his senior year...was named the A's number six prospect by *Baseball America* following the 2017 season and number five following 2018...in 2018, finished third in the organization in hits (146) and fourth in batting (.296)...was the California League Player of the Week for the week of June 3-9, 2019.

Year	Club	AVG.	G	AB	R	H	2B	3B	HR	RBI	SH	SF	HP	BB	SO	SB	CS	OBP	SLG	E
2017	AZL A's (R)	.211	41	152	23	32	7	4	2	28	0	3	2	17	51	7	1	.293	.349	1
2018	Beloit (A)	.296	123	493	58	146	29	4	2	60	0	8	3	30	117	8	6	.335	.383	6
2019	Stockton (A)	.251	85	338	40	85	22	4	8	49	0	3	2	24	126	2	2	.302	.411	4
2021	Lansing (A)	.202	69	248	20	50	12	2	7	33	0	3	3	15	91	3	1	.253	.351	1
	Las Vegas (AAA)	.150	8	20	4	3	0	0	3	6	0	0	0	2	13	0	0	.227	.600	0
Minor League Totals		.253	326	1251	145	316	70	14	22	176	0	17	10	88	398	20	10	.303	.384	12

BLAKE AUSWEGER BEERS

RHP

Born: Torrance, California, July 15, 1998; **Home:** Manhattan Beach, California

Bats: Right; **Throws:** Right; **Height:** 6-4; **Weight:** 215

Obtained: Selected in the 19th round of the 2021 First-Year Player Draft

Attended the University of Michigan...signed by Richard Sparks...in his college career, was 4-4 with a 6.56 ERA (52 er in 71.1 ip) in 33 games over four seasons.

Year	Club	W	L	ERA	G	GS	CG	SHO	SV	IP	H	R	ER	HR	HB	BB	IBB	SO	WP	BK
2021	ACL A's (R)	0	0	9.00	1	1	0	0	0	1.0	2	1	1	1	0	0	0	1	0	0
Minor League Totals		0	0	9.00	1	1	0	0	0	1.0	2	1	1	1	0	0	0	1	0	0

GEORGE BRYNER BELL (SANTANA)

OF

Born: Santo Domingo, Dominican Republic, January 3, 2000; **Home:** La Romana, Dominican Republic

Bats: Right; **Throws:** Right; **Height:** 6-3; **Weight:** 183

Obtained: Signed as a non-drafted free agent, July 2, 2016

Signed by Pablo Marmol...is the son of former Major League and 1987 American League MVP George Bell...missed the 2019 season due to injury...set career highs in all major batting categories in 2021.

Year	Club	AVG.	G	AB	R	H	2B	3B	HR	RBI	SH	SF	HP	BB	SO	SB	CS	OBP	SLG	E
2017	DSL A's (R)	.140	39	100	11	14	1	0	0	4	0	2	3	11	31	6	1	.241	.150	6
2018	AZL A's (R)	.213	41	89	11	19	1	1	0	5	0	0	2	8	32	2	1	.293	.247	1
2019																				
2021	ACL A's (R)	.266	24	64	10	17	1	0	2	10	0	0	1	4	26	1	0	.319	.375	1
	Stockton (A)	.135	15	52	3	7	2	0	0	1	0	0	2	5	23	0	0	.237	.173	0
Minor League Totals		.187	119	305	35	57	5	1	2	20	0	2	8	28	112	9	2	.271	.230	8

OSVALDO BERRIOS (FLORES)

RHP

Born: Caguas, Puerto Rico, November 29, 1999; **Home:** Juncos, Puerto Rico

Bats: Right; **Throws:** Right; **Height:** 6-1; **Weight:** 218

Obtained: Selected in the 20th round of the 2017 First Year Player Draft

Signed by Hector Stewart...attended the Puerto Rico Baseball Academy...made his full season debut in 2021 and recorded career highs in innings and strikeouts.

Year	Club	W	L	ERA	G	GS	CG	SHO	SV	IP	H	R	ER	HR	HB	BB	IBB	SO	WP	BK
2017	AZL A's (R)	2	3	8.00	13	7	0	0	0	27.0	39	27	24	2	1	8	0	25	4	1
2018	AZL A's (R)	3	4	3.71	13	10	0	0	0	51.0	57	27	21	1	2	13	0	43	6	1
2019	AZL A's (R)	2	1	3.60	4	2	0	0	1	15.0	14	6	6	1	0	0	0	17	1	0
	Vermont (A)	0	4	5.79	11	6	0	0	0	37.1	44	28	24	5	3	11	0	29	3	0
2021	Stockton (A)	3	6	5.97	16	11	0	0	0	75.1	90	56	50	12	7	20	0	70	7	0
	Lansing (A)	2	1	5.86	6	5	0	0	0	27.2	35	18	18	4	1	10	0	20	0	0
Minor League Totals		12	19	5.52	63	41	0	0	1	233.1	280	162	143	25	14	62	0	204	21	2

MARCOS ANTONIO BETANCOURT (VELAZQUEZ)**C****Born:** Holguin, Cuba, January 17, 2001; **Home:** Santo Domingo, Dominican Republic**Bats:** Right; **Throws:** Right; **Height:** 6-0; **Weight:** 205**Obtained:** Signed as a non-drafted free agent, July 2, 2018

Signed by Amaury Reyes.

Year	Club	AVG.	G	AB	R	H	2B	3B	HR	RBI	SH	SF	HP	BB	SO	SB	CS	OBP	SLG	E
2018	DSL A's (R)	.204	17	54	6	11	2	0	0	6	0	1	3	1	18	1	0	.254	.241	1
2019	AZL A's (R)	.179	28	95	7	17	3	0	0	13	0	0	4	11	25	1	0	.291	.211	1
2021																				
(Injured – Did Not Play)																				
Minor League Totals		.188	45	149	13	28	5	0	0	19	0	1	7	12	43	2	0	.278	.221	2

REID JOSEPH BIRLINGMAIR**RHP****Born:** Normal, Illinois, November, 13, 1996; **Home:** Normal, Illinois**Bats:** Left; **Throws:** Right; **Height:** 5-10; **Weight:** 205**Obtained:** Selected in the 28th round of the 2018 First-Year Player Draft

Attended the University of Illinois, Chicago...signed by Derek Lee...made his full-season debut in 2019, setting career highs in every major counting stat.

Year	Club	W	L	ERA	G	GS	CG	SHO	SV	IP	H	R	ER	HR	HB	BB	IBB	SO	WP	BK
2018	AZL A's (R)	2	0	1.45	8	2	0	0	0	18.2	15	5	3	0	2	6	0	25	2	1
	Vermont (A)	1	0	2.25	5	3	0	0	0	16.0	10	5	4	1	1	10	1	8	1	0
2019	Beloit (A)	6	6	4.02	24	21	0	0	0	123.0	108	62	55	12	6	50	0	120	14	0
2021	Lansing (A)	4	10	4.54	21	21	0	0	0	103.0	88	56	52	13	10	52	0	84	12	0
Minor League Totals		13	16	3.94	58	47	0	0	0	260.2	221	128	114	26	19	118	1	237	29	1

JOSE MIGUEL BONILLA (PEREZ)**OF****Born:** Santo Domingo, Dominican Republic, February 2, 2001; **Home:** Santo Domingo, Dominican Republic**Bats:** Right; **Throws:** Right; **Height:** 6-3; **Weight:** 220**Obtained:** Signed as a free agent to a minor league contract, July 2, 2017.

Signed by Juan C. De La Cruz.

Year	Club	AVG.	G	AB	R	H	2B	3B	HR	RBI	SH	SF	HP	BB	SO	SB	CS	OBP	SLG	E
2018	DSL A's (R)	.206	59	189	22	39	7	0	3	23	0	1	6	25	76	4	4	.317	.291	1
2019	AZL A's (R)	.195	48	164	17	32	6	1	1	24	0	0	1	25	71	1	3	.305	.262	9
2021	ACL A's (R)	.175	28	63	9	11	1	0	2	5	0	1	1	11	37	0	0	.303	.286	4
	Stockton (A)	.250	5	16	2	4	0	0	0	2	0	0	0	4	9	0	0	.400	.250	0
Minor League Totals		.199	140	432	50	86	14	1	6	54	0	2	8	65	193	5	7	.314	.278	14

HUNTER MATHIAS HOKU BREault**RHP****Born:** Kapolei, Hawaii, June 12, 1999; **Home:** Kapolei, Hawaii**Bats:** Right; **Throws:** Right; **Height:** 6-3; **Weight:** 225**Obtained:** Selected in the 20th round of the 2021 First-Year Player Draft

Played collegiately at Oregon...signed by James Coffman...was 4-3 with a 4.68 ERA and 44 strikeouts in 50 games, two of which were starts, across four years of college.

Year	Club	W	L	ERA	G	GS	CG	SHO	SV	IP	H	R	ER	HR	HB	BB	IBB	SO	WP	BK
2021	ACL A's (R)	1	1	13.50	2	0	0	0	0	2.2	5	4	4	0	0	1	0	2	0	0
	Stockton (A)	1	1	2.57	8	0	0	0	0	14.0	15	8	4	0	0	3	0	9	0	0
Minor League Totals		2	2	4.32	10	0	0	0	0	16.2	20	12	8	0	0	4	0	11	0	0

Born: Lexington, North Carolina, October 11, 1995; **Home:** Willis, Texas

Bats: Right; **Throws:** Left; **Height:** 6-3; **Weight:** 210

Obtained: Selected in the 29th round of the 2018 First-Year Player Draft

Signed by Kelcey Mucker...made his full-season debut in 2021, setting career highs in innings and strikeouts... led Midland pitchers in games.

Year	Club	W	L	ERA	G	GS	CG	SHO	SV	IP	H	R	ER	HR	HB	BB	IBB	SO	WP	BK
2018	AZL A's (R)	0	1	3.12	16	1	0	0	3	26.0	24	15	9	0	3	14	0	28	4	0
2019	Vermont (A)	1	1	4.71	19	0	0	0	0	28.2	32	24	15	2	3	22	1	22	7	0
2021	Midland (AA)	3	2	6.38	41	0	0	0	2	55.0	57	42	39	7	2	28	0	41	8	0
Minor League Totals		4	4	5.17	76	1	0	0	5	109.2	113	81	63	9	8	64	1	91	19	0

MARCOS EMILIO BRITO (RAMIREZ)

IF

Born: San Pedro De Macoris, Dominican Republic; **Home:** San Pedro De Macoris, Dominican Republic

Bats: Switch; **Throws:** Right; **Height:** 6-0; **Weight:** 185

Obtained: Signed as a free agent to a minor league contract, July 2, 2016

Signed by Diego Bordas.

Year	Club	AVG.	G	AB	R	H	2B	3B	HR	RBI	SH	SF	HP	BB	SO	SB	CS	OBP	SLG	E
2017	DSL A's (R)	.178	14	45	3	8	1	0	0	8	0	4	0	13	8	5	0	.339	.200	5
	AZL A's (R)	.234	44	171	30	40	4	2	1	17	0	1	1	21	42	4	1	.320	.298	13
2018	Vermont (A)	.241	54	212	29	51	5	1	1	20	1	1	0	27	50	7	6	.325	.288	16
2019	Beloit (A)	.181	62	204	21	37	8	0	2	13	1	1	0	22	67	3	4	.260	.250	12
2021	ACL A's (R)	.296	11	27	8	8	1	2	1	8	0	0	0	5	13	3	0	.406	.593	3
	Stockton (A)	.262	14	42	8	11	1	0	0	2	0	0	0	10	19	2	2	.404	.286	3
	Lansing (A)	.094	19	64	5	6	1	0	0	5	1	0	0	4	39	3	0	.147	.109	6
Minor League Totals		.210	218	765	104	161	21	5	5	73	3	7	1	102	238	27	13	.302	.271	58

NICHOLAS LUKE BRUESER

IF

Goes by "Nick"

Born: Chandler, Arizona, September 29, 1998; **Home:** Chandler, Arizona

Bats: Right; **Throws:** Left; **Height:** 6-3; **Weight:** 210

Obtained: Signed as a non-drafted free agent, July 24, 2021

Named First-Team All-Pac-12 in his senior season at Stanford University...batted .265 with 13 home runs and 59 RBI in 133 games.

Year	Club	AVG.	G	AB	R	H	2B	3B	HR	RBI	SH	SF	HP	BB	SO	SB	CS	OBP	SLG	E
2021	ACL A's (R)	.304	8	23	0	7	1	0	0	3	0	0	1	2	11	0	0	.385	.348	2
	Stockton (A)	.113	16	62	5	7	0	0	1	4	0	0	1	5	28	0	0	.191	.161	1
Minor League Totals		.165	24	85	5	14	1	0	1	7	0	0	2	7	39	0	0	.245	.212	3

BRAYAN DAVID BUELVAS (DURANGO)

OF

Born: Montería, Colombia, June 8, 2002; **Home:** Montería, Colombia

Bats: Right; **Throws:** Right; **Height:** 5-10; **Weight:** 183

Obtained: Signed as a free agent to a minor league contract, July 3, 2018

Signed by Jose Quintero...made his full-season debut with Stockton in 2021 and set career highs in all major counting stats...currently ranked as Oakland's No. 8 prospect by MLB.com.

Year	Club	AVG.	G	AB	R	H	2B	3B	HR	RBI	SH	SF	HP	BB	SO	SB	CS	OBP	SLG	E
2019	DSL A's (R)	.244	23	78	4	19	5	1	0	14	0	0	2	8	14	4	4	.330	.333	1
	AZL A's (R)	.300	44	160	26	48	10	7	3	27	0	1	3	22	46	12	5	.392	.506	4
2021	Stockton (A)	.219	88	347	54	76	11	4	16	50	0	1	7	37	95	17	7	.306	.412	5
Minor League Totals		.244	155	585	84	143	26	12	19	91	0	2	12	67	155	33	16	.333	.427	10

JONATHAN WILLIAM BUTLER**OF**

Goes by "Jonny"

Born: Joliet, Illinois, February 12, 1999; **Home:** Channahon, Illinois**Bats:** Left; **Throws:** Right; **Height:** 6-2; **Weight:** 200**Obtained:** Selected in the 14th round of the 2021 First-Year Player Draft

Named First Team All-ACC and Second Team Division I All-American for North Carolina State in 2021...in three seasons with NC State, hit .312 with 3 home runs and 23 RBI.

Year	Club	AVG.	G	AB	R	H	2B	3B	HR	RBI	SH	SF	HP	BB	SO	SB	CS	OBP	SLG	E
2021	ACL A's (R)	.300	4	10	2	3	0	0	1	3	0	0	0	2	1	0	0	.417	.600	0
	Lansing (A)	.203	25	79	9	16	2	1	1	9	0	2	0	9	22	1	0	.278	.291	1
Minor League Totals		.213	29	89	11	19	2	1	2	12	0	2	0	11	23	1	0	.294	.326	1

LAWRENCE EVAN BUTLER**OF****Born:** Burlington, New Jersey, July 10, 2000; **Home:** Atlanta, Georgia**Bats:** Left; **Throws:** Right; **Height:** 6-2; **Weight:** 215**Obtained:** Selected in the sixth round of the 2018 First-Year Player Draft

Signed by Jemel Spearman...drafted out of Westlake High School in Atlanta, Georgia...made his full-season debut in 2021...was named Low-A West Player of the Week for the week of July 19-25 and High-A Central Player of the Week for the week of September 13-19...set career highs in all major statistical categories.

Year	Club	AVG.	G	AB	R	H	2B	3B	HR	RBI	SH	SF	HP	BB	SO	SB	CS	OBP	SLG	E
2018	AZL A's (R)	.226	46	106	20	24	4	2	1	15	0	0	0	18	43	3	1	.339	.330	0
2019	Vermont (A)	.177	55	192	20	34	5	2	4	22	0	2	1	26	90	1	0	.276	.286	3
2021	Stockton (A)	.263	88	335	62	88	20	4	17	67	0	5	1	55	131	26	4	.364	.499	6
	Lansing (A)	.340	14	50	14	17	4	0	2	8	0	0	0	4	15	3	1	.389	.540	1
Minor League Totals		.239	203	683	116	163	33	8	24	112	0	7	2	103	279	33	6	.337	.416	10

CHASE MATTHEW CALABUIG**OF****Born:** Mission Viejo, California, December 10, 1995; **Home:** Mission Viejo, California**Bats:** Left; **Throws:** Left; **Height:** 5-10; **Weight:** 198**Obtained:** Selected in the 27th round of the 2018 First-Year Player Draft

Signed by Anthony Aliotti...named All-Mountain West First Team in 2018 for San Diego State University...finished his career with the Aztecs with a school-record 238 games played...was named Texas League Player of the Week for the week of Aug. 19-25, 2019.

Year	Club	AVG.	G	AB	R	H	2B	3B	HR	RBI	SH	SF	HP	BB	SO	SB	CS	OBP	SLG	E
2018	AZL A's (R)	.406	16	32	7	13	3	1	0	5	0	1	1	5	5	0	0	.487	.563	0
	Stockton (A)	.239	51	201	32	48	12	0	0	16	2	0	3	21	40	3	1	.320	.299	0
2019	Beloit (A)	.304	13	46	4	14	2	0	1	5	0	0	0	12	10	1	2	.448	.413	1
	Midland (AA)	.280	109	403	57	113	14	3	4	50	0	5	5	63	101	7	4	.380	.360	3
2021	Midland (AA)	.214	92	323	42	69	11	0	5	34	0	3	2	43	62	2	1	.307	.294	1
Minor League Totals		.256	281	1005	142	257	42	4	10	110	2	9	11	144	218	13	8	.352	.335	5

ALEXANDER JOSE CAMPOS (GARCIA)**IF****Born:** Cumana, Venezuela, February 20, 2000; **Home:** Cumana, Venezuela**Bats:** Right; **Throws:** Right; **Height:** 5-10; **Weight:** 217**Obtained:** Acquired from Seattle with Emilio Pagán for Ryon Healy on Nov. 11, 2017.

Year	Club	AVG.	G	AB	R	H	2B	3B	HR	RBI	SH	SF	HP	BB	SO	SB	CS	OBP	SLG	E
2017	DSL Mariners (R)	.290	59	207	37	60	10	0	2	26	2	1	3	41	39	7	10	.413	.367	15
2018	AZL A's (R)	.127	28	71	11	9	2	1	0	4	0	1	1	11	28	4	1	.250	.183	10
2019																				
2021	ACL A's (R)	.250	7	20	3	5	0	1	0	3	0	0	1	1	3	0	0	.318	.350	0
	Stockton (A)	.177	23	62	10	11	3	0	2	7	0	0	2	16	17	0	1	.363	.323	7
Minor League Totals		.236	117	360	61	85	15	2	4	40	2	2	7	69	87	11	12	.368	.322	32

MARSHALL STEVEN CANTILLO (LAMBIS)**RHP****Born:** Cartagena, Colombia, March 28, 2001; **Home:** Cartagena, Colombia**Bats:** Right; **Throws:** Right; **Height:** 6-1; **Weight:** 228**Obtained:** Signed as a free agent to a minor league contract, July 4, 2017

Signed by Jose Quintero...converted to pitcher following the 2018 season.

Year	Club	AVG.	G	AB	R	H	2B	3B	HR	RBI	SH	SF	HP	BB	SO	SB	CS	OBP	SLG	E
2018	DSL A's (R)	.164	34	67	9	11	0	1	0	2	1	0	4	12	26	5	5	.325	.194	3
Minor League Totals		.164	34	67	9	11	0	1	0	2	1	0	4	12	26	5	5	.325	.194	3

Year	Club	W	L	ERA	G	GS	CG	SHO	SV	IP	H	R	ER	HR	HB	BB	IBB	SO	WP	BK
2019	DSL A's (R)	3	1	8.69	17	0	0	0	0	19.2	22	22	19	0	3	23	0	26	10	1
2021	ACL A's (R)	0	3	11.3	11	0	0	0	0	10.1	16	15	13	1	3	13	0	7	4	1
Minor League Totals		3	4	9.60	28	0	0	0	0	30.0	38	37	32	1	6	36	0	33	14	2

LUIS ANGEL CARRASCO (ALVAREZ)**RHP****Born:** Barquisimeto, Venezuela, December 19, 2001; **Home:** San Vicente, Venezuela**Bats:** Right; **Throw:** Right; **Height:** 6-1; **Weight:** 180**Obtained:** Signed as a free agent to a minor league contract, July 13, 2018

Signed by Ruben Barradas...set career bests in all major statistical categories in 2021...was named ACL Pitcher of the Week for the week of August 16-22.

Year	Club	W	L	ERA	G	GS	CG	SHO	SV	IP	H	R	ER	HR	HB	BB	IBB	SO	WP	BK
2019	AZL A's (R)	0	0	6.91	6	4	0	0	0	14.1	19	11	11	0	1	4	0	12	3	2
2021	ACL A's (R)	1	1	3.94	10	6	0	0	0	32.0	37	17	14	2	4	6	0	33	0	0
	Stockton (A)	0	0	4.38	7	0	0	0	0	12.1	14	8	6	1	1	4	0	11	0	1
Minor League Totals		1	1	4.76	23	10	0	0	0	58.2	70	36	31	3	6	14	0	56	3	3

ALEXIS CEDANO (KING)**RHP****Born:** Higüey, Dominican Republic, November 12, 1997; **Home:** Las Galeras, Dominican Republic**Bats:** Right; **Throws:** Right; **Height:** 5-11; **Weight:** 202**Obtained:** Signed as a free agent to a minor league contract, May 16, 2018

Signed by Yendri Bachelor.

Year	Club	W	L	ERA	G	GS	CG	SHO	SV	IP	H	R	ER	HR	HB	BB	IBB	SO	WP	BK
2018	DSL A's (R)	2	1	3.92	15	1	0	0	0	20.2	21	12	9	0	0	15	0	24	10	0
2019	DSL A's (R)	3	0	3.55	17	0	0	0	0	25.1	25	14	10	1	1	13	0	30	9	1
2021	ACL A's (R)	1	3	4.84	19	0	0	0	1	22.1	22	14	12	1	1	8	0	20	9	0
Minor League Totals		6	4	4.08	51	1	0	0	1	68.1	68	40	31	2	2	36	0	74	28	1

CHARLES ALAN CERNY**RHP**

Goes by "Charlie"

Born: Bloomington, Illinois, September 23, 1996; **Home:** Bloomington, Illinois**Bats:** Left; **Throws:** Right; **Height:** 6-5; **Weight:** 220**Obtained:** Selected in the seventh round of the 2018 First-Year Player Draft

Attended the University of Illinois, Chicago...made the 2017 Horizon League All-Academic Team...signed by Derek Lee...made his full-season debut in 2019, setting career highs in every major statistic.

Year	Club	W	L	ERA	G	GS	CG	SHO	SV	IP	H	R	ER	HR	HB	BB	IBB	SO	WP	BK
2018	Vermont (A)	1	1	4.32	16	1	0	0	3	25.0	26	17	12	0	2	12	1	15	4	0
2019	Beloit (A)	2	5	3.57	38	0	0	0	8	53.0	45	29	21	1	5	37	2	42	11	2
2021	ACL A's (R)	0	0	4.50	4	1	0	0	0	6.0	5	4	3	0	0	2	0	7	2	0
	Lansing (A)	0	2	12.83	20	1	0	0	0	26.2	44	39	38	3	6	30	0	20	8	0
Minor League Totals		3	8	6.02	78	3	0	0	11	110.2	120	89	74	4	13	81	3	84	25	2

DENZEL LESLIE CLARKE**OF****Born:** Toronto, Canada, May 1, 2000; **Home:** Pickering, Canada**Bats:** Right; **Throws:** Right; **Height:** 6-5; **Weight:** 225**Obtained:** Selected in the fourth round of the 2021 First-Year Player Draft

Signed by Dillon Tung out of Cal State Northridge...batted .298 (97-for-326) with 16 home runs and 53 RBI over three collegiate seasons...was named Second-Team All-Big West and Big West Conference Tri-Defensive Player of the Year in 2021...currently ranked as Oakland's No. 9 prospect by MLB.com.

Year	Club	AVG.	G	AB	R	H	2B	3B	HR	RBI	SH	SF	HP	BB	SO	SB	CS	OBP	SLG	E
2021	ACL A's (R)	.316	7	19	2	6	2	0	1	1	0	0	0	3	6	1	2	.409	.579	0
Minor League Totals		.316	7	19	2	6	2	0	1	1	0	0	0	3	6	1	2	.409	.579	0

CHASE JONATHAN COHEN**RHP****Born:** Alpharetta, Georgia, April 26, 1997; **Home:** Alpharetta, Georgia**Bats:** Left; **Throws:** Right; **Height:** 6-1; **Weight:** 197**Obtained:** Selected in the ninth round of the 2018 First-Year Player Draft

Signed out of Georgia Southern University by Jemel Spearman...was named Sun Belt Pitcher of the Week for the week of Feb. 22, 2016.

Year	Club	W	L	ERA	G	GS	CG	SHO	SV	IP	H	R	ER	HR	HB	BB	IBB	SO	WP	BK
2018	AZL A's (R)	0	0	0.00	1	0	0	0	0	1.0	0	0	0	0	0	0	0	0	0	0
	Vermont (A)	2	2	4.13	12	9	0	0	0	32.2	30	17	15	2	0	14	0	42	1	0
2019	Beloit (A)	5	10	4.64	27	18	0	0	2	114.1	113	68	59	9	4	56	1	106	15	1
2021	Midland (AA)	1	1	3.00	10	6	0	0	0	27.0	24	9	9	1	2	14	0	33	2	1
Minor League Totals		8	13	4.27	50	33	0	0	2	175.0	167	94	83	12	6	84	1	181	18	2

AARON SAMUEL COHN**RHP****Born:** Southbridge, Massachusetts, October 30, 1998; **Home:** Tampa, Florida**Bats:** Right; **Throws:** Right; **Height:** 6-0; **Weight:** 195**Obtained:** Signed as a non-drafted free agent, August 4, 2021

Played collegiately at Farleigh Dickinson University in New Jersey...was 6-8 with a 7.67 ERA with 67 strikeouts over 124.1 innings in 42 games, 15 of which were starts.

Year	Club	W	L	ERA	G	GS	CG	SHO	SV	IP	H	R	ER	HR	HB	BB	IBB	SO	WP	BK
2021	ACL A's (R)	1	0	6.23	5	1	0	0	0	8.2	11	7	6	1	0	1	0	13	1	0
	Stockton (A)	0	2	6.75	8	0	0	0	0	9.1	10	9	7	0	0	7	0	6	1	0
Minor League Totals		1	2	6.50	13	1	0	0	0	18.0	21	16	13	1	0	8	0	19	2	0

CALVIN JOSEPH COKER**RHP****Born:** Redwood City, California, March 6, 1996; **Home:** Kyle, Texas**Bats:** Right; **Throws:** Right; **Height:** 6-3; **Weight:** 174**Obtained:** Selected in the 15th round of the 2018 First-Year Player Draft

Signed out of Auburn University by Anthony Aloisi.

Year	Club	W	L	ERA	G	GS	CG	SHO	SV	IP	H	R	ER	HR	HB	BB	IBB	SO	WP	BK
2018	AZL A's (R)	0	0	4.00	13	1	0	0	2	18.0	20	11	8	1	0	9	0	23	2	0
	Vermont (A)	0	0	0.00	1	0	0	0	0	2.1	1	0	0	0	1	0	0	4	0	0
	Nashville (AAA)	0	0	7.71	2	0	0	0	1	2.1	2	2	2	0	1	1	0	0	0	0
2019	Vermont (A)	0	0	4.91	6	0	0	0	1	3.2	4	3	2	0	0	4	1	2	1	0
	Beloit (A)	1	3	4.82	24	0	0	0	3	37.1	33	21	20	4	3	7	0	33	5	0
2021	Injured (Did Not Play)																			
Minor League Totals		1	3	4.53	46	1	0	0	7	63.2	60	37	32	5	5	21	1	62	8	0

Born: Raleigh, North Carolina, August 22, 1994; **Home:** Alpharetta, Georgia

Bats: Right; **Throws:** Right; **Height:** 6-4; **Weight:** 210

Obtained: Selected in the 22nd round of the 2017 First-Year Player Draft

Graduated from Alpharetta HS (GA)...played collegiately at Georgia State University...transferred to Georgia State from Chattahoochee Valley Community College...signed by Jemel Spearman...was named the California League Pitcher of the Week for the week of July 29-Aug. 4, 2019.

Year	Club	W	L	ERA	G	GS	CG	SHO	SV	IP	H	R	ER	HR	HB	BB	IBB	SO	WP	BK
2017	Vermont (A)	0	3	6.12	15	4	0	0	0	25.0	21	18	17	2	4	23	0	28	3	0
2018	Beloit (A)	3	7	4.46	20	16	0	0	1	84.2	66	44	42	8	11	37	0	98	11	0
2019	Beloit (A)	3	4	3.73	16	12	0	0	1	70.0	51	31	29	11	8	59	0	98	5	0
	Stockton (A)	3	1	2.78	9	7	0	0	0	32.1	20	11	10	4	2	21	0	29	1	0
2021	Midland (AA)	5	5	4.39	29	14	0	0	0	94.1	80	48	46	6	8	44	0	88	6	0
Minor League Totals		14	20	4.23	89	53	0	0	2	306.1	238	152	144	27	31	163	0	312	25	0

CLARK ANTHONY COTA

RHP

Born: Fresno, California, October 6, 1996; **Home:** Hampstead, North Carolina

Bats: Right; **Throws:** Right; **Height:** 6-2; **Weight:** 220

Obtained: Selected in the 10th round of the 2018 First-Year Player Draft

Signed out of Topsail High School by William Avent.

Year	Club	W	L	ERA	G	GS	CG	SHO	SV	IP	H	R	ER	HR	HB	BB	IBB	SO	WP	BK
2018	AZL A's (R)	0	0	0.00	2	0	0	0	0	2.0	0	0	0	0	0	2	0	5	1	0
	Vermont (A)	3	1	6.11	14	0	0	0	1	17.2	18	16	12	1	4	17	2	14	3	0
2019	Vermont (A)	2	3	5.06	19	0	0	0	0	32.0	26	22	18	1	3	24	0	37	5	0
2021	Stockton (A)	0	1	10.13	2	0	0	0	0	2.2	2	3	3	1	0	3	0	4	1	0
Minor League Totals		5	5	5.47	37	0	0	0	1	54.1	46	41	33	3	7	46	2	60	10	0

RYAN CUSICK

RHP

Born: Sudbury, Massachusetts, Nov. 12, 1999; **Home:** Sudbury, Massachusetts

Bats: Right; **Throws:** Right; **Height:** 6-6; **Weight:** 235

Obtained: Acquired from Atlanta with Joey Estes, Shea Langeliers and Cristian Pache for Matt Olson on March 14, 2022

Originally drafted by Atlanta in the first round of the 2021 First-Year Player Draft out of Wake Forest...selected by Cincinnati in the 40th round of the 2018 draft but did not sign...went 0-1 with a 2.76 ERA in six starts for Single-A Augusta last year... struck out 34 in 16.1 innings and walked just four...was ranked as the Braves ninth best prospect by Baseball America prior to the trade.

Year	Club	W	L	ERA	G	GS	CG	SHO	SV	IP	H	R	ER	HR	HB	BB	IBB	SO	WP	BK
2021	Augusta (A)	0	1	2.76	6	6	0	0	0	16.1	15	7	5	1	1	4	0	34	2	0
Minor League Totals		0	1	2.76	6	6	0	0	0	16.1	15	7	5	1	1	4	0	34	2	0

JEFFREY KELLEY CRISWELL

RHP

Goes by "Jeff"

Born: Portage, Michigan, March 10, 1999; **Home:** Portage, Michigan

Bats: Right; **Throws:** Right; **Height:** 6-4; **Weight:** 203

Obtained: Selected in the second round of the 2020 First-Year Player Draft

Signed out of the University of Michigan by Richard Sparks...was an All-Big Ten First Team selection as a sophomore, finishing 7-1 with a 2.88 ERA and 116 strikeouts in 106.0 innings pitched.

Year	Club	W	L	ERA	G	GS	CG	SHO	SV	IP	H	R	ER	HR	HB	BB	IBB	SO	WP	BK
2021	Lansing (A)	0	0	4.50	5	5	0	0	0	12.0	9	6	6	1	1	4	0	12	0	0
Minor League Totals		0	0	4.50	5	5	0	0	0	12.0	9	6	6	1	1	4	0	12	0	0

MATTHEW NICHOLAS CROSS

C

Goes by "Matt"

Born: Buffalo, New York, July 28, 1998; **Home:** Tonawanda, New York

Bats: Right; **Throws:** Right; **Height:** 6-0; **Weight:** 204

Obtained: Selected in the 19th round of the 2018 First-Year Player Draft

Signed out of Niagara County Community College by Matthew Higginson.

Year	Club	AVG.	G	AB	R	H	2B	3B	HR	RBI	SH	SF	HP	BB	SO	SB	CS	OBP	SLG	E
2018	AZL A's (R)	.217	13	23	2	5	0	0	0	3	0	1	0	3	5	0	0	.296	.217	1
2019	AZL A's (R)	.235	33	98	17	23	3	2	3	16	0	2	1	19	25	0	1	.358	.398	2
	Vermont (A)	.000	5	14	0	0	0	0	0	0	0	0	1	2	3	0	0	.176	.000	0
	Stockton (A)	.091	3	11	1	1	0	0	1	1	0	0	1	1	6	0	0	.231	.364	1
2021	ACL A's (R)	.235	6	17	0	4	1	0	0	0	0	0	1	0	4	0	0	.278	.294	0
	Stockton (A)	.294	13	34	4	10	4	0	1	8	0	0	1	3	13	0	0	.368	.500	2
	Midland (AA)	.111	3	9	1	1	0	0	0	1	0	0	0	0	1	0	0	.111	.111	0
Minor League Totals		.214	76	206	25	44	8	2	5	29	0	3	5	28	57	0	1	.318	.345	6

CRISTOPHER JUNIOR CRUZ (SEPULVEDA)

IF

Born: Santo Domingo Centro, Dominican Republic, March 28, 2002; **Home:** Cristo Rey, Dominican Republic

Bats: Right; **Throws:** Right; **Height:** 6-0; **Weight:** 195

Obtained: Signed as a free agent to a minor league contract, July 9, 2018

Signed by Wildred Magallanes.

Year	Club	AVG.	G	AB	R	H	2B	3B	HR	RBI	SH	SF	HP	BB	SO	SB	CS	OBP	SLG	E
2019	DSL A's (R)	.184	63	196	24	36	7	0	2	15	2	5	6	36	76	3	3	.321	.250	7
2021	ACL A's (R)	.067	22	45	6	3	1	1	0	3	0	1	4	6	23	0	0	.232	.133	3
Minor League Totals		.162	85	241	30	39	8	1	2	18	2	6	10	42	99	3	3	.304	.228	10

JOHN GOWEN CUSHING, JR.

RHP

Goes by "Jack"

Born: Enid, Oklahoma, December, 3, 1996; **Home:** Flower Mound, Texas

Bats: Right; **Throws:** Right; **Height:** 6-3; **Weight:** 205

Obtained: Selected in the 22nd round of the 2019 First-Year Player Draft

Signed by Paul Faulk III out of Georgetown University...was named to the 2019 All-Big East Second Team...struck out 87 batters in 2019, good for third in the Big East and second in Georgetown history...made his full-season debut in 2021, setting career bests in ERA, innings and strikeouts.

Year	Club	W	L	ERA	G	GS	CG	SHO	SV	IP	H	R	ER	HR	HB	BB	IBB	SO	WP	BK
2019	AZL A's (R)	1	0	9.00	2	1	0	0	0	5.0	11	5	5	1	0	2	0	4	1	0
	Vermont (A)	2	6	5.59	11	6	0	0	0	37.0	40	27	23	5	1	20	0	21	4	0
2021	Stockton (A)	1	1	2.88	8	7	0	0	0	40.2	37	19	13	5	1	10	0	43	3	0
	Lansing (A)	6	1	2.74	8	7	1	0	0	46.0	41	14	14	3	0	10	0	48	1	0
	Midland (AA)	0	5	4.68	5	5	0	0	0	25.0	35	15	13	1	0	7	0	20	2	0
Minor League Totals		10	13	3.98	34	26	1	0	0	153.2	164	80	68	15	2	49	0	136	11	0

TY O'DANIEL DAMRON

LHP

Born: Denton, Texas, July 28, 1994; **Home:** Gordonville, Texas

Bats: Left; **Throws:** Left; **Height:** 6-0; **Weight:** 200

Obtained: Selected in the 15th round of the 2016 First-Year Player Draft

Graduated from Krum HS (TX)...originally drafted in the 13th round of the 2013 draft by the Dodgers but did not sign...played collegiately at Texas Tech...signed by Armann Brown.

Year	Club	W	L	ERA	G	GS	CG	SHO	SV	IP	H	R	ER	HR	HB	BB	IBB	SO	WP	BK
2016	Vermont (A)	0	3	5.06	10	0	0	0	1	16.0	15	13	9	1	1	9	0	15	1	0
2017	AZL A's (R)	0	2	9.00	3	0	0	0	0	4.0	9	4	4	0	0	1	0	6	1	0
	Vermont (A)	5	5	4.53	18	5	0	0	2	45.2	58	27	23	1	4	22	1	47	6	0
2018	Beloit (A)	4	2	2.97	24	0	0	0	0	33.1	33	16	11	2	1	17	0	49	3	0
	Stockton (A)	1	0	3.24	13	0	0	0	0	16.2	15	6	6	3	2	10	0	24	1	0
2019	Beloit (A)	0	0	1.50	9	0	0	0	1	18.0	6	3	3	0	2	9	0	25	1	0
	Stockton (A)	1	0	2.03	17	0	0	0	0	26.2	13	6	6	2	3	9	0	31	1	1
2021	Midland (AA)	2	7	5.94	22	20	0	0	0	89.1	115	65	59	11	9	29	0	84	5	0
Minor League Totals		13	19	4.36	116	25	0	0	4	249.2	264	140	121	20	22	106	1	281	19	1

MICHAEL WILLIAM DANIELAK

RHP

Born: Mount Prospect, Illinois, March 16, 1994; **Home:** Mount Prospect, Illinois**Bats:** Right; **Throws:** Right; **Height:** 6-4; **Weight:** 215**Obtained:** Selected in the 19th round of the 2017 First Year Player Draft

Graduated from John Hersey HS (IL)...signed by Ron Vaughn...was named Mid-Suburban League Player of the Year during his senior year of high school...made All-Ivy League Second Team during his senior year at Dartmouth.

Year	Club	W	L	ERA	G	GS	CG	SHO	SV	IP	H	R	ER	HR	HB	BB	IBB	SO	WP	BK
2017	AZL A's (R)	0	0	13.50	1	1	0	0	0	0.2	4	3	1	0	0	0	0	1	0	0
	Vermont (A)	3	0	1.20	17	0	0	0	4	30.0	23	4	4	2	1	9	0	35	3	0
2018	Beloit (A)	0	2	9.35	3	2	0	0	0	8.2	18	17	9	3	3	3	0	7	0	0
2019	Beloit (A)	3	1	2.05	19	0	0	0	1	30.2	28	8	7	3	0	6	2	38	3	0
	Stockton (A)	3	0	3.41	16	0	0	0	0	29.0	27	15	11	3	3	8	0	40	1	0
2021	Lansing (A)	1	1	5.12	14	0	0	0	0	19.1	25	16	11	4	2	5	0	20	2	0
Minor League Totals		10	4	3.27	70	3	0	0	5	118.1	125	63	43	15	9	31	2	141	9	0

JOSEPH CHARLES DEMERS

RHP

Goes by "Joe"

Born: Walnut Creek, California, November 9, 1996; **Home:** Boise, Idaho**Bats:** Right; **Throws:** Right; **Height:** 6-1; **Weight:** 240/230**Obtained:** Selected in the 11th round of the 2018 First-Year Player Draft

Signed out of the University of Washington by James Coffman...was a 2018 All-Pac-12 selection, and was a 2018 ABCA Rawlings Gold Glove D1 winner...missed all of 2018 due to injury...made his professional debut in 2019, spending all season with Beloit.

Year	Club	W	L	ERA	G	GS	CG	SHO	SV	IP	H	R	ER	HR	HB	BB	IBB	SO	WP	BK
2018		Injured — Did not pitch																		
2019	Beloit (A)	5	4	5.49	23	13	0	0	2	95.0	111	59	58	11	9	17	0	75	5	0
2021	ACL A's (R)	0	1	9.53	4	1	0	0	0	5.2	8	6	6	1	0	3	0	8	1	1
	Stockton (A)	1	2	6.30	10	1	0	0	0	20.0	32	17	14	0	1	8	0	13	3	0
Minor League Totals		6	7	5.82	37	15	0	0	2	120.2	151	82	78	12	10	28	0	96	9	1

JASMED JULIAN DIAZ (RIQUETT)

OF

Born: Barranquilla, Colombia, April 16, 2003; **Home:** Barranquilla, Colombia**Bats:** Left; **Throws:** Left; **Height:** 6-0; **Weight:** 175**Obtained:** Signed as a free agent to a minor league contract, July 2, 2019

Signed by Jose Quintero.

Year	Club	AVG.	G	AB	R	H	2B	3B	HR	RBI	SH	SF	HP	BB	SO	SB	CS	OBP	SLG	E
2021	ACL A's (R)	.000	1	3	0	0	0	0	0	0	0	0	0	0	1	0	0	.000	.000	1
Minor League Totals		.000	1	3	0	0	0	0	0	0	0	0	0	0	1	0	0	.000	.000	2

JOSE MANUEL DICOCHEA III

RHP

Born: Tucson, Arizona, March 21, 2001; **Home:** Tucson, Arizona**Bats:** Right; **Throws:** Right; **Height:** 6-3; **Weight:** 195**Obtained:** Selected in the eighth round of the 2019 First Year Player Draft

Signed out of Sahuarita High School by Scott Cousins...was ranked the No. 6 player and the highest-ranked high schooler in the state of Arizona by Baseball America prior to the 2019 draft...threw a no-hitter in the 2019 Arizona state championship semifinals...made his full-season debut in 2021, setting a career high in strikeouts (23).

Year	Club	W	L	ERA	G	GS	CG	SHO	SV	IP	H	R	ER	HR	HB	BB	IBB	SO	WP	BK
2019	AZL A's (R)	0	3	10.38	10	9	0	0	0	21.2	28	27	25	3	4	14	0	14	4	0
2021	Stockton (A)	1	2	11.05	6	5	0	0	0	14.2	19	18	18	4	3	8	0	23	0	0
Minor League Totals		1	5	10.65	16	14	0	0	0	36.1	47	45	43	7	7	22	0	37	4	0

JEREMY AUSTIN EIERMAN**IF****Born:** Sedalia, Missouri, September 10, 1996; **Home:** Warsaw, Missouri**Bats:** Right; **Throws:** Right; **Height:** 6-1; **Weight:** 205**Obtained:** Selected in the second round of the 2018 First-Year Player Draft

Signed out of Missouri State University by Albert Skorupa...was a 2018 Preseason All-American...set career highs in average (.247), on-base percentage (.335) and slugging (.448) in 60 games with Midland in 2021.

Year	Club	AVG.	G	AB	R	H	2B	3B	HR	RBI	SH	SF	HP	BB	SO	SB	CS	OBP	SLG	E
2018	Vermont (A)	.235	62	247	36	58	8	2	8	26	2	1	4	13	70	10	4	.283	.381	15
2019	Stockton (A)	.208	131	501	57	104	22	7	13	64	3	4	5	39	177	11	3	.270	.357	15
2021	Midland (AA)	.247	60	223	34	55	13	1	10	30	1	1	9	21	92	9	4	.335	.448	5
Minor League Totals		.223	253	971	127	217	43	10	31	120	6	6	18	73	339	30	11	.288	.384	35

STEVEN PATRICK EMANUELS JR.**RHP**

Goes by "Stevie"

Born: Seattle, Washington, January 30, 1999; **Home:** Bellevue, Washington**Bats:** Right; **Throws:** Right; **Height:** 6-5; **Weight:** 225**Obtained:** Selected in the fifth round of the 2020 First-Year Player Draft

Signed out of the University of Washington by James Coffman...was a Collegiate Baseball Third Team All-American in 2020 after going 3-1 with a 0.79 ERA in four starts.

Year	Club	W	L	ERA	G	GS	CG	SHO	SV	IP	H	R	ER	HR	HB	BB	IBB	SO	WP	BK
2021	ACL A's (R)	0	0	0.00	1	1	0	0	0	1.0	1	0	0	0	0	1	0	0	1	0
	Lansing (A)	1	3	6.26	7	6	0	0	0	27.1	27	20	19	6	2	13	0	25	6	1
Minor League Totals		1	3	6.04	8	7	0	0	0	28.1	28	20	19	6	2	14	0	25	7	1

JOSE ANGEL ESCORCHE (MENDEZ)**IF****Born:** Villa de Cura, Venezuela, April 29, 2002; **Home:** Maracay, Venezuela**Bats:** Right; **Throws:** Right; **Height:** 5-10; **Weight:** 145**Obtained:** Signed as a free agent to a minor league contract, July 13, 2018

Signed by Juan Carlos Villanueva.

Year	Club	AVG.	G	AB	R	H	2B	3B	HR	RBI	SH	SF	HP	BB	SO	SB	CS	OBP	SLG	E
2019	DSL A's (R)	.217	54	166	18	36	1	3	1	18	3	3	7	14	55	16	4	.300	.277	18
2021	ACL A's (R)	.232	34	69	5	16	1	0	1	6	1	0	0	11	18	2	0	.338	.290	5
Minor League Totals		.221	88	235	23	52	2	3	2	24	4	3	7	25	73	18	4	.311	.281	23

JOSEPH LEE ESTES**RHP**

Goes by "Joey"

Born: Lancaster, California, Oct. 8, 2021; **Home:** Henderson, Nevada**Bats:** Right; **Throws:** Right; **Height:** 6-2; **Weight:** 195**Obtained:** Acquired from Atlanta with Ryan Cusick, Shea Langeliers and Cristian Pache for Matt Olson on March 14, 2022

Originally drafted by Atlanta in the 16th round of the 2019 First-Year Player Draft out of Paraclete HS...was 3-6 with a 2.91 ERA in 20 starts with Augusta in 2021...held the opposition to a .184 batting average and struck out 127 batters in 99.0 innings while walking just 29... led the Low-A East in ERA, opponents batting average and strikeouts and ranked second in innings pitched.

Year	Club	W	L	ERA	G	GS	CG	SHO	SV	IP	H	R	ER	HR	HB	BB	IBB	SO	WP	BK
2019	GCL Braves (Rookie)	0	1	8.10	5	5	0	0	0	10.0	10	10	9	0	0	7	0	8	0	0
2021	Augusta (A)	3	6	2.91	20	20	1	0	0	99.0	66	39	32	7	3	29	0	127	4	3
Minor League Totals		3	7	3.39	25	25	1	0	0	109.0	76	49	41	7	3	36	0	135	4	3

Goes by "Brady"

Born: St. Louis, Missouri, November 27, 1995; **Home:** Naperville, Illinois

Bats: Right; **Throws:** Right; **Height:** 6-5; **Weight:** 229

Obtained: Selected in the fifth round of the 2018 First-Year Player Draft

Signed out of the University of Mississippi by Kelcey Mucker...was selected in the 35th round of the 2017 First-Year Player Draft by Los Angeles-AL, but did not sign...finished 2019 ranked fifth in innings pitched (134.1), sixth in strikeouts (119) and 10th in the organization in ERA (4.42)...was a 2019 California League Midseason All-Star...led the organization in innings (122.1) and strikeouts (123) in 2021.

Year	Club	W	L	ERA	G	GS	CG	SHO	SV	IP	H	R	ER	HR	HB	BB	IBB	SO	WP	BK
2018	Vermont (A)	1	1	1.35	8	5	0	0	0	20.0	6	3	3	0	1	7	1	27	0	0
	Beloit (A)	0	1	3.00	3	3	0	0	0	6.0	5	2	2	1	0	1	0	7	1	0
2019	Stockton (A)	5	11	4.42	27	25	0	0	0	134.1	148	83	66	12	8	35	0	119	7	0
2021	Midland (AA)	7	7	3.96	20	20	0	0	0	102.1	94	50	45	13	6	34	0	106	12	0
	Las Vegas (AAA)	1	2	8.55	5	5	0	0	0	20.0	23	19	19	5	1	12	0	17	0	0
Minor League Totals		14	22	4.30	63	58	0	0	0	282.2	276	157	135	31	16	89	1	276	20	0

VINCENT ANTHONY FERNANDEZ

OF

Goes by "Vince"

Born: Livermore, California, July 25, 1995; **Home:** Star, Idaho

Bats: Left; **Throws:** Right; **Height:** 6-3; **Weight:** 220

Obtained: Selected in the Triple-A phase of the 2021 Rule 5 draft from San Francisco

Originally drafted in the 10th round of the 2016 First-Year Player Draft by Colorado out of UC Riverside...was named a 2017 Mid-Season All-Star in the South Atlantic League with Asheville...in 2018, was named a Mid-Season and Post-Season All-Star in the California League while playing for Lancaster...ranked first in triples (4), second in runs (48) and third in home runs (14) among Richmond players in 2021.

Year	Club	AVG.	G	AB	R	H	2B	3B	HR	RBI	SH	SF	HP	BB	SO	SB	CS	OBP	SLG	E
2016	Grand Junction (R)	.310	51	203	36	63	17	6	5	31	1	3	1	20	61	6	2	.370	.527	4
2017	Ashville (A)	.269	100	375	57	101	23	1	16	59	2	2	5	44	122	12	8	.352	.464	3
2018	Lancaster (A)	.265	117	423	82	112	25	8	24	75	2	2	7	65	172	10	5	.370	.532	5
2019	Hartford (AA)	.257	74	230	39	59	15	3	15	35	0	1	4	28	86	1	1	.346	.543	3
2021	Richmond (AA)	.229	81	249	48	57	10	4	14	43	0	4	11	29	98	2	0	.331	.470	1
Minor League Totals		.265	423	1480	262	392	90	22	74	243	5	12	28	186	539	31	16	.355	.505	16

LUIS AMAUDI FLORENTINO (RUIZ)

RHP

Born: Azua, Dominican Republic, March 3, 2000; **Home:** Las Barias, Dominican Republic

Bats: Right; **Throws:** Right; **Height:** 6-2; **Weight:** 240

Obtained: Signed as a free agent to a minor league contract, October, 19, 2018

Signed by Yendri Bachelor.

Year	Club	W	L	ERA	G	GS	CG	SHO	SV	IP	H	R	ER	HR	HB	BB	IBB	SO	WP	BK
2019	DSL A's (R)	3	1	1.99	14	7	0	0	2	49.2	38	17	11	2	4	14	0	43	10	0
2021	ACL A's (R)	1	1	6.66	11	1	0	0	0	24.1	27	20	18	4	4	14	0	29	3	0
	Stockton (A)	0	1	7.53	5	0	0	0	0	14.1	21	14	12	3	1	6	0	9	6	0
Minor League Totals		4	3	4.18	30	8	0	0	2	88.1	86	51	41	9	9	34	0	81	19	0

DEVIN BRYAN DAVID FOYLE

OF

Born: Scottsdale, Arizona, November 18, 1996; **Home:** Fountain Hills, Arizona

Bats: Both; **Throws:** Left; **Height:** 6-2; **Weight:** 212

Obtained: Selected in the 17th round of the 2018 First-Year Player Draft

Signed out of the University of Kansas by Albert Skorupa...set career highs in average (.257), runs (62), hits (93), home runs (12) and RBI (61) in 2021...earned Double-A Central Player of the Week Honors for the week of May 3-June 6.

Year	Club	AVG.	G	AB	R	H	2B	3B	HR	RBI	SH	SF	HP	BB	SO	SB	CS	OBP	SLG	E
2018	Vermont (A)	.169	49	142	21	24	5	1	0	12	2	3	2	21	44	11	1	.280	.218	1
2019	Beloit (A)	.235	95	327	49	77	15	3	6	43	2	4	6	52	98	16	8	.347	.355	2
2021	Midland (AA)	.257	99	362	62	93	14	7	12	61	0	3	7	42	91	8	5	.343	.434	4
Minor League Totals		.233	243	831	132	194	34	11	18	116	4	10	15	115	233	35	14	.334	.366	14

CARLOS DANIEL FRANCO (FUENTES)**C****Born:** Ciudad Bolivar, Venezuela, February 17, 2003; **Home:** Ciudad Bolivar, Venezuela**Bats:** Right; **Throws:** Right; **Height:** 5-10; **Weight:** 198**Obtained:** Signed as a free agent to a minor league contract, July 2, 2019

Signed by Andri Garcia.

Year	Club	W	L	ERA	G	GS	CG	SHO	SV	IP	H	R	ER	HR	HB	BB	IBB	SO	WP	BK
2021	ACL A's (R)	.269	9	26	1	7	1	0	0	1	0	0	0	1	2	0	0	.296	.308	2
Minor League Totals		.269	9	26	1	7	1	0	0	1	0	0	0	1	2	0	0	.296	.308	2

GERALD FRANCISCO GARCIA (FLORES)**LHP****Born:** Ciudad Darío, Nicaragua, October 21, 2001; **Home:** Ciudad Darío, Nicaragua**Bats:** Left; **Throws:** Left; **Height:** 6-2; **Weight:** 243**Obtained:** Signed as a free agent to a minor league contract, July 2, 2018

Signed by Juan Mosquera.

Year	Club	W	L	ERA	G	GS	CG	SHO	SV	IP	H	R	ER	HR	HB	BB	IBB	SO	WP	BK
2019	AZL A's (R)	0	2	5.32	14	12	0	0	0	45.2	55	33	27	3	1	12	0	57	4	0
2021	ACL A's (R)	0	2	4.79	8	5	0	0	0	20.2	27	17	11	0	0	5	0	28	3	0
	Stockton (A)	0	0	2.51	3	3	0	0	0	14.1	11	6	4	1	1	6	0	16	2	0
Minor League Totals		0	4	4.69	25	20	0	0	0	80.2	93	56	42	4	2	23	0	101	9	0

ROBERTO GARZA (VELDERRAIN)**RHP****Born:** San Pedro Garza García, Mexico, July 20, 1994; **Home:** Escobedo, Mexico**Bats:** Right; **Throws:** Right; **Height:** 6-1; **Weight:** 191**Obtained:** Signed as a free agent to a minor league contract, July 5, 2018

Signed by Juan Mosquera.

Year	Club	W	L	ERA	G	GS	CG	SHO	SV	IP	H	R	ER	HR	HB	BB	IBB	SO	WP	BK
2019	DSL A's (R)	3	4	3.74	13	5	0	0	0	43.1	38	19	18	1	4	13	0	33	6	1
2021	ACL A's (R)	2	3	6.75	9	3	0	0	0	20.0	17	19	15	3	2	12	0	24	2	1
Minor League Totals		5	7	4.69	22	8	0	0	0	63.1	55	38	33	4	6	25	0	57	8	2

JOHNTHOMAS GINN**RHP**

Goes by "J.T."

Born: Flowood, Mississippi, May 20, 1999; **Home:** Brandon, Mississippi**Bats:** Right; **Throws:** Right; **Height:** 6-2; **Weight:** 200**Obtained:** Acquired from New York (NL) with Adam Oller for Chris Bassitt on March 12, 2022

Originally drafted by New York (NL) in the second round of the 2020 First-Year Player Draft out of Mississippi State...selected by Los Angeles (NL) in the first round of the 2018 draft but did not sign...combined to go 5-5 with a 3.03 ERA in 18 starts for Low-A St. Lucie and High-A Brooklyn in his professional debut in 2021...struck out 81 and walked 22 while surrendering three home runs in 92.0 innings...was rated as the Mets fifth-best prospect by MLB.com and sixth-best by Baseball America prior to the trade.

Year	Club	W	L	ERA	G	GS	CG	SHO	SV	IP	H	R	ER	HR	HB	BB	IBB	SO	WP	BK
2021	St. Lucie (A)	2	1	2.56	8	8	0	0	0	38.2	26	12	11	3	2	10	0	35	1	1
	Brooklyn (A)	3	4	3.38	10	10	0	0	0	53.1	49	22	20	0	5	12	1	46	1	1
Minor League Totals		5	5	3.03	18	18	0	0	0	92.0	75	34	31	3	7	22	1	81	2	2

WANDER GUANTE

RHP

Born: Santo Domingo Norte, Dominican Republic, June 15, 2000; **Home:** Santo Domingo, Dominican Republic

Bats: Right; **Throws:** Right; **Height:** 6-1; **Weight:** 183

Obtained: Signed as a free agent to a minor league contract, March 22, 2019

Set a career-high in strikeouts in 2021 (35).

Year	Club	W	L	ERA	G	GS	CG	SHO	SV	IP	H	R	ER	HR	HB	BB	IBB	SO	WP	BK
2019	DSL A's (R)	2	3	3.77	12	5	0	0	0	45.1	47	24	19	2	7	10	0	29	7	1
2021	ACL A's (R)	1	1	5.85	9	3	0	0	0	20.0	19	14	13	2	0	9	0	27	5	2
	Stockton (A)	0	0	3.00	3	0	0	0	0	6.0	7	2	2	1	1	1	0	8	1	0
Minor League Totals		3	4	4.29	24	8	0	0	0	71.1	73	40	34	5	8	20	0	64	13	3

MICHAEL ERLING GULDBERG

OF

Born: Woodstock, Georgia, June 22, 1999; **Home:** Eugene, Oregon

Bats: Right; **Throws:** Right; **Height:** 6-0; **Weight:** 175

Obtained: Selected in the third round of the 2020 First-Year Player Draft

Signed out of Georgia Tech by Jemel Spearman...led the Atlantic Coast Conference with a .450 batting average and had just three strikeouts in 72 plate appearances in 16 games in 2020 for Georgia Tech.

Year	Club	AVG.	G	AB	R	H	2B	3B	HR	RBI	SH	SF	HP	BB	SO	SB	CS	OBP	SLG	E
2021	Lansing (A)	.259	48	174	29	45	9	2	5	18	6	1	7	17	36	11	1	.347	.420	0
Minor League Totals		.259	48	174	29	45	9	2	5	18	6	1	7	17	36	11	1	.347	.420	0

CHARLES JEFFREY HALL

RHP

Born: Dumfries, Virginia, September 6, 1994; **Home:** Dumfries, Virginia

Bats: Right; **Throws:** Right; **Height:** 5-11; **Weight:** 170

Obtained: Selected in the 33rd round of the 2019 First-Year Player Draft

Signed out of Tusculum College by Anthony Aloisi III...was named Second-Team All-SAC as well as First-Team D2CAA All-Southeast Region as a utility pitcher for his senior season...set career highs in all major statistical categories and tied for the organizational lead with 12 saves in 2021.

Year	Club	W	L	ERA	G	GS	CG	SHO	SV	IP	H	R	ER	HR	HB	BB	IBB	SO	WP	BK
2019	AZL A's (R)	3	1	3.55	12	4	0	0	0	33.0	24	15	13	0	1	9	0	40	5	0
	Midland (AA)	0	0	27.00	1	0	0	0	0	1.1	2	4	4	1	1	1	0	2	0	0
2021	Lansing (A)	6	3	2.11	43	0	0	0	12	64.0	42	21	15	3	0	21	3	79	8	0
Minor League Totals		9	4	2.93	56	4	0	0	12	98.1	68	40	32	4	2	31	3	121	13	0

BRETT STEVEN HARRIS

IF

Born: Arlington Heights, Illinois, June 24, 1998; **Home:** Olympia, Washington

Bats: Right; **Throws:** Right; **Height:** 6-3; **Weight:** 210

Obtained: Selected in the seventh round of the 2021 First-Year Player Draft

Signed by James Coffman out of Gonzaga University...batted .324 with a .428 on-base percentage, 10 home runs and 78 RBI in three collegiate seasons...named Collegiate Baseball Third-Team All-American in 2021.

Year	Club	AVG.	G	AB	R	H	2B	3B	HR	RBI	SH	SF	HP	BB	SO	SB	CS	OBP	SLG	E
2021	ACL A's (R)	.667	2	3	2	2	0	0	3	0	0	0	2	0	0	0	0	.800	.667	0
	Lansing (A)	.222	25	81	14	18	3	0	3	11	1	0	4	8	20	3	1	.323	.370	2
Minor League Totals		.238	27	84	16	20	3	0	3	14	1	0	4	10	20	3	1	.347	.381	4

HOGAN ANTHONY HARRIS**LHP**

Born: Lafayette, Louisiana, December 26, 1996; **Home:** Houston, Texas
Bats: Right; **Throws:** Left; **Height:** 6-2; **Weight:** 208
Obtained: Selected in the third round of the 2018 First-Year Player Draft

Signed out of the University of Louisiana at Lafayette by Kelcey Mucker...missed all of 2018 and 2021 due to injury.

Year	Club	W	L	ERA	G	GS	CG	SHO	SV	IP	H	R	ER	HR	HB	BB	IBB	SO	WP	BK
2018		Injured — Did not pitch																		
2019	Vermont (A)	1	3	3.12	8	6	0	0	0	26.0	14	11	9	2	3	9	0	36	1	0
	Stockton (A)	0	2	2.51	7	7	0	0	0	28.2	18	8	8	2	1	10	0	29	2	0
2021		Injured — Did not pitch																		
Minor League Totals		1	5	2.80	15	13	0	0	0	54.2	32	19	17	4	4	19	0	65	3	0

NICHOLAS DAURIO HIGHBERGER**RHP**

Goes by "Nick"

Born: Charlotte, North Carolina, November 4, 1993; **Home:** Rye, Colorado
Bats: Right; **Throws:** Right; **Height:** 5-10; **Weight:** 190
Obtained: Selected in the 30th round of the 2016 First-Year Player Draft

Graduated from Rye HS (CO)...attended Creighton University, where he went 12-3 with a 2.84 ERA during his four-year career...signed by Al Skorpura...finished 2019 ninth in the organization with six saves.

Year	Club	W	L	ERA	G	GS	CG	SHO	SV	IP	H	R	ER	HR	HB	BB	IBB	SO	WP	BK
2016	AZL A's (R)	2	2	3.38	17	0	0	0	3	26.2	33	15	10	1	1	7	0	18	5	0
	Stockton (A)	1	0	0.00	2	0	0	0	0	4.0	2	0	0	0	1	2	0	3	0	0
2017	Beloit (A)	1	1	6.60	10	0	0	0	1	15.0	21	16	11	2	1	4	0	10	0	1
2018	Beloit (A)	6	3	3.35	34	0	0	0	6	48.1	42	27	18	4	5	25	0	41	4	0
2019	Stockton (A)	5	4	4.38	44	0	0	0	6	63.2	61	40	31	5	5	36	3	46	8	0
2021	Midland (AA)	0	1	6.41	32	1	0	0	1	39.1	46	31	28	6	3	25	1	34	13	0
Minor League Totals		15	11	4.48	139	1	0	0	17	197.0	205	129	98	18	16	99	4	152	30	1

GUNNAR HOGLUND**RHP**

Born: Dunedin, Florida, December 17, 1999; **Home:** Dunedin, Florida
Bats: Left; **Throws:** Right; **Height:** 6-4; **Weight:** 220
Obtained: Acquired from Toronto with Kevin Smith, Zach Logue, and Kirby Sneed for Matt Chapman on March 16, 2022

Originally drafted by Toronto in the first round (19th overall) of the 2021 First-Year Player Draft out of the University of Mississippi...selected by Pittsburgh in the first round of the 2018 draft but did not sign...went 4-2 with a 2.87 ERA in 11 starts for Ole Miss in 2021...struck out 96 and walked 17 while surrendering seven home runs in 62.2 innings...his 96 strikeouts ranked fifth nationally while slotting top five in the SEC in strikeouts, strikeouts per nine innings (13.8), and WHIP (0.91) prior to tearing his UCL.

Year	Club	W	L	ERA	G	GS	CG	SHO	SV	IP	H	R	ER	HR	HB	BB	IBB	SO	WP	BK
2021	FCL Blue Jays	(Injured — Did not pitch)																		

AARON JOSEPH HOLIDAY**RHP**

Born: Philadelphia, Pennsylvania, May, 28, 2000; **Home:** Bear, Delaware
Bats: Right; **Throws:** Right; **Height:** 6-3; **Weight:** 215
Obtained: Selected in the 13th round of the 2021 First-Year Player Draft

Played collegiately at Old Dominion University in Virginia...was 10-3 with a 2.95 ERA and 102 strikeouts over 47 college games, two of which were starts.

Year	Club	W	L	ERA	G	GS	CG	SHO	SV	IP	H	R	ER	HR	HB	BB	IBB	SO	WP	BK
2021	ACL A's (R)	2	0	0.00	3	0	0	0	0	5.2	3	0	0	0	0	2	0	8	1	0
Minor League Totals		2	0	0.00	3	0	0	0	0	5.2	3	0	0	0	0	2	0	8	1	0

GRANT JAMES HOLMAN**RHP****Born:** Kirkland, Washington, May 31, 2000; **Home:** Sacramento, California**Bats:** Right; **Throws:** Right; **Height:** 6-6; **Weight:** 240**Obtained:** Selected in the sixth round of the 2021 First-Year Player Draft

Played collegiately at U.C. Berkeley, going 5-9 with a 4.21 ERA and 89 strikeouts in 109.0 innings over three seasons...named First Team Preseason All-American by *Baseball America* in 2021.

Year	Club	W	L	ERA	G	GS	CG	SHO	SV	IP	H	R	ER	HR	HB	BB	IBB	SO	WP	BK
2021	Stockton (A)	0	1	4.20	6	4	0	0	0	15.0	15	8	7	3	0	4	0	15	1	0
Minor League Totals		0	1	4.20	6	4	0	0	0	15.0	15	8	7	3	0	4	0	15	1	0

ANGELO OSMAR INFANTE**RHP****Born:** Maracaibo, Venezuela, April 16, 1999; **Home:** Maracaibo, Venezuela**Bats:** Right; **Throws:** Right; **Height:** 6-1; **Weight:** 180**Obtained:** Signed as a free agent to a minor league deal on October 12, 2015

Signed by Ruben Barradas.

Year	Club	W	L	ERA	G	GS	CG	SHO	SV	IP	H	R	ER	HR	HB	BB	IBB	SO	WP	BK
2016	DSL A's (R)	3	1	2.12	18	0	0	0	2	34.0	34	9	8	1	2	4	1	22	2	0
2017	DSL A's (R)	3	1	1.06	14	9	1	0	0	67.2	59	11	8	0	6	5	0	54	0	0
2018	AZL A's (R)	4	3	3.12	9	5	0	0	0	43.1	40	15	15	0	2	9	0	37	4	1
2019	Vermont (A)	0	3	3.86	4	3	0	0	0	14.0	14	9	6	2	2	3	0	12	0	0
	Beloit (A)	3	6	2.83	13	8	0	0	1	60.1	51	26	19	3	5	13	0	37	2	0
2021	ACL A's (R)	0	0	0.00	5	1	0	0	0	14.2	5	1	0	0	0	0	0	15	0	0
	Stockton (A)	3	3	6.20	10	6	0	0	0	45.0	67	40	31	8	6	8	0	30	1	1
Minor League Totals		16	17	2.81	73	32	1	0	3	279.0	270	111	87	14	23	42	1	207	9	2

COLTON MICHAEL JOHNSON**LHP****Born:** Kewanee, Illinois, July 28, 1998; **Home:** Kewanee, Illinois**Bats:** Left; **Throws:** Left; **Height:** 6-4; **Weight:** 220**Obtained:** Selected in the 16th round of the 2021 First-Year Player Draft

Signed by Derek Lee out of Illinois State University...was 13-15 with a 4.60 ERA and 245 strikeouts over 268.0 innings in five seasons.

Year	Club	W	L	ERA	G	GS	CG	SHO	SV	IP	H	R	ER	HR	HB	BB	IBB	SO	WP	BK
2021	Stockton (A)	0	1	5.40	3	0	0	0	0	3.1	2	2	2	2	0	0	0	7	0	0
Minor League Totals		0	1	5.40	3	0	0	0	0	3.1	2	2	2	2	0	0	0	7	0	0

GRANT WILLIAM JUDKINS**RHP****Born:** Grinnell, Iowa, August 6, 1997; **Home:** Pella, Iowa**Bats:** Left; **Throws:** Right; **Height:** 6-3; **Weight:** 215**Obtained:** Signed as a non-drafted free agent, July 7, 2020

Signed out of the University of Iowa by Steve Abney...went 8-7 with a 2.90 ERA in 111 games, including 25 starts, in four seasons at Iowa State...was a three-time Academic All-Big 10 selection.

Year	Club	W	L	ERA	G	GS	CG	SHO	SV	IP	H	R	ER	HR	HB	BB	IBB	SO	WP	BK
2021	Stockton (A)	0	6	6.29	14	11	0	0	0	48.2	55	40	34	11	4	21	0	63	4	0
Minor League Totals		0	6	6.29	14	11	0	0	0	48.2	55	40	34	11	4	21	0	63	4	0

RAFAEL ANTONIO KELLY
RHP
Born: Samana, Dominican Republic, June 9, 1997; **Home:** Samana, Dominican Republic

Bats: Right; **Throws:** Right; **Height:** 6-3; **Weight:** 190

Obtained: Signed as a free agent to a minor league contract, July 1, 2016

Signed by Juan C. De La Cruz...finished 2019 second in the organization with a 3.35 ERA.

Year	Club	W	L	ERA	G	GS	CG	SHO	SV	IP	H	R	ER	HR	HB	BB	IBB	SO	WP	BK
2017	DSL A's (R)	4	1	2.53	10	6	0	0	0	42.2	28	16	12	1	4	10	0	47	3	0
	AZL A's (R)	1	2	2.38	6	2	0	0	0	22.2	20	9	6	1	0	2	0	23	2	0
2018	Vermont (A)	5	6	4.59	14	10	0	0	0	68.2	65	40	35	7	6	27	1	59	4	0
2019	Vermont (A)	1	0	5.40	1	1	0	0	0	5.0	5	3	3	0	1	1	0	6	0	0
	Beloit (A)	5	4	2.81	13	8	0	0	1	57.2	48	26	18	6	0	11	0	50	4	1
	Stockton (A)	0	1	4.15	6	5	0	0	0	26.0	27	15	12	3	1	9	0	20	0	0
2021	Lansing (A)	0	1	2.82	5	4	0	0	0	22.1	23	13	7	2	1	7	0	19	2	1
Minor League Totals		16	15	3.42	55	36	0	0	1	245.0	216	122	93	20	13	67	1	224	15	2

JARED TYLER KOENIG
LHP
Born: San Jose, California, January 24, 1994; **Home:** Aptos, California

Bats: Right; **Throws:** Left; **Height:** 6-5; **Weight:** 245

Obtained: Signed as a free agent, January 14, 2020

Was drafted by the Chicago White Sox in the 35th round in 2014 out of Central Arizona College but did not sign...also attended Cal State Monterey Bay and Old Dominion...pitched in independent leagues from 2017-19...ranked second in the organization in innings (121.1) and fourth in strikeouts (100) in his first season of affiliated baseball.

Year	Club	W	L	ERA	G	GS	CG	SHO	SV	IP	H	R	ER	HR	HB	BB	IBB	SO	WP	BK
2017	Monterey (Pecos)	2	2	3.68	5	5	1	0	0	29.1	20	13	12	1	0	16	0	40	2	0
	Salina (Amer. Assoc.)	1	4	7.06	5	5	0	0	0	21.2	25	20	17	2	1	16	0	6	1	0
	San Rafael (Pac. Assoc.)	1	1	4.91	3	3	0	0	0	14.2	20	10	8	1	1	7	0	16	0	0
2018	San Rafael (Pac. Assoc.)	11	1	3.54	16	16	0	0	0	96.2	77	47	38	8	6	51	0	140	4	0
2019	Lake Erie (Frontier)	7	2	2.24	20	18	1	0	0	104.1	87	37	26	6	6	34	0	133	3	0
2021	Midland (AA)	7	5	3.26	24	21	0	0	0	121.1	108	56	44	14	7	43	0	100	4	1
Minor League Totals		7	5	3.26	24	21	0	0	0	121.1	108	56	44	14	7	43	0	100	4	1
Independent Totals		22	10	3.41	49	47	2	0	0	266.2	229	127	101	18	14	124	0	335	10	0

TRAYSON CAL CHIKARA KUBO
RHP
Born: Waipahu, Hawaii, September 26, 1997; **Home:** Waipahu, Hawaii

Bats: Right; **Throws:** Right; **Height:** 6-0; **Weight:** 200

Obtained: Selected in the 24th round of the 2019 First Year Player Draft

Signed out of Stephen F. Austin State University by Stephen Cohen.

Year	Club	W	L	ERA	G	GS	CG	SHO	SV	IP	H	R	ER	HR	HB	BB	IBB	SO	WP	BK
2019	AZL A's (R)	0	2	8.84	11	5	0	0	1	18.1	27	23	18	2	0	12	0	28	3	0
2021	ACL A's (R)	0	0	0.00	2	1	0	0	0	2.0	2	0	0	0	0	1	0	2	1	0
	Stockton (A)	2	2	6.52	9	1	0	0	0	19.1	30	23	14	1	1	13	0	18	6	0
Minor League Totals		2	4	7.26	22	7	0	0	1	39.2	59	46	32	3	1	26	0	48	10	0

DAVID MATTHEW LEAL
LHP
Born: Houston, Texas, April 22, 1997; **Home:** Houston, Texas

Bats: Left; **Throws:** Left; **Height:** 6-4; **Weight:** 225

Obtained: Selected in the 38th round of the 2019 First Year Player Draft

Signed out of Louisiana Tech University by Kelcey Mucker...earned Second-Team All-Louisiana and All-Conference USA honors in 2018...set career bests in innings (79.1) and strikeouts (78) in 2021.

Year	Club	W	L	ERA	G	GS	CG	SHO	SV	IP	H	R	ER	HR	HB	BB	IBB	SO	WP	BK
2019	AZL A's (R)	6	0	1.43	15	0	0	0	0	37.2	21	9	6	0	4	3	0	50	2	0
	Stockton (A)	0	0	4.50	1	1	0	0	0	4.0	4	2	2	0	0	1	0	2	0	0
2021	Stockton (A)	1	1	3.71	7	4	0	0	0	26.2	25	12	11	4	3	1	0	29	1	0
	Lansing (A)	1	4	4.43	11	10	0	0	0	42.2	48	21	21	7	1	7	2	49	0	1
Minor League Totals		8	5	3.24	34	15	0	0	0	111.0	98	44	40	11	8	12	2	130	3	1

DAVONN DONALD JUSTIN MACKEY
OF
Born: Freeport, Bahamas, October 10, 2000; **Home:** Freeport, Bahamas

Bats: Right; **Throws:** Right; **Height:** 6-2; **Weight:** 170

Obtained: Signed as a free agent to a minor league deal on July 3, 2017

Signed by Juan Mosquera

Year	Club	AVG.	G	AB	R	H	2B	3B	HR	RBI	SH	SF	HP	BB	SO	SB	CS	OBP	SLG	E
2018	DSL A's (R)	.111	58	135	18	15	2	1	1	10	3	0	3	25	68	9	4	.163	.264	5
2019	AZL A's (R)	.162	13	37	3	6	1	0	0	3	0	0	0	4	16	0	0	.189	.244	3
2021	ACL A's (R)	.244	21	45	7	11	1	0	0	1	0	0	1	10	22	0	0	.393	.267	0
Minor League Totals		.147	92	217	28	32	4	1	1	14	3	0	4	39	106	9	4	.288	.189	8

LESTER ALEXIS MADDEN (AGUILERA)
OF
Born: La Habana, Cuba, January 19, 1999; **Home:** Mesa, Arizona

Bats: Right; **Throws:** Right; **Height:** 6-0; **Weight:** 213

Obtained: Signed as a free agent to a minor league deal on November 15, 2018

Signed by Wilfredo Magallanes.

Year	Club	AVG.	G	AB	R	H	2B	3B	HR	RBI	SH	SF	HP	BB	SO	SB	CS	OBP	SLG	E
2019	Beloit (A)	.212	105	391	43	83	19	4	2	38	1	1	5	22	118	5	6	.297	.263	9
2021	Lansing (A)	.199	64	221	22	44	13	1	3	27	1	1	4	10	75	0	3	.246	.308	2
Minor League Totals		.208	169	612	65	127	32	5	5	65	2	2	9	32	193	5	9	.256	.301	11

LUIS ANGEL MARINEZ (FLORENTINO)
C
Born: San Cristobal, Dominican Republic, October 11, 2021; **Home:** San Cristobal, Dominican Republic

Bats: Right; **Throws:** Right; **Height:** 6-1; **Weight:** 215

Obtained: Signed as a free agent to a minor league contract, July 2, 2019

Signed by Yendri Bachelor.

Year	Club	AVG.	G	AB	R	H	2B	3B	HR	RBI	SH	SF	HP	BB	SO	SB	CS	OBP	SLG	E
2021	ACL A's (R)	.100	6	10	1	1	0	0	0	1	0	0	0	3	6	0	0	.308	.100	0
Minor League Totals		.100	6	10	1	1	0	0	0	1	0	0	0	3	6	0	0	.308	.100	0

DANIEL LEANDRO MARTINEZ
RHP
Born: Fontana, California, July 28, 1998; **Home:** Riverside, California

Bats: Left; **Throws:** Right; **Height:** 5-11; **Weight:** 190

Obtained: Selected in the 21st round of the 2018 First-Year Player Draft

Signed out of Riverside Community College by Dillon Tung...set career highs in innings (58.0) and strikeouts (61) in 2021.

Year	Club	W	L	ERA	G	GS	CG	SHO	SV	IP	H	R	ER	HR	HB	BB	IBB	SO	WP	BK
2018	AZL A's (R)	1	1	3.13	15	1	0	0	4	23.0	17	10	8	0	1	12	0	28	4	0
	Nashville (AAA)	0	0	3.00	1	0	0	0	0	3.0	2	1	1	1	0	0	0	1	0	0
2019	Beloit (A)	1	1	2.35	4	3	0	0	0	15.1	12	9	4	1	3	6	0	14	0	0
2021	ACL A's (R)	0	1	4.50	2	0	0	0	0	4.0	5	2	2	0	1	2	0	7	0	0
	Stockton (A)	3	5	9.00	18	5	0	0	0	54.0	83	57	54	13	6	28	1	54	9	0
Minor League Totals		5	8	6.25	40	9	0	0	4	99.1	119	79	69	15	11	48	1	104	13	0

LUIS FERNANDO MARTINEZ (CADIZ)
RHP
Born: Puerto Cabello, Venezuela, March 30, 2001; **Home:** Ocumare del Tuy, Venezuela

Bats: Right; **Throws:** Right; **Height:** 6-2; **Weight:** 170

Obtained: Signed as a free agent to a minor league deal on July 12, 2018

Signed by Yendri Bachelor.

Year	Club	W	L	ERA	G	GS	CG	SHO	SV	IP	H	R	ER	HR	HB	BB	IBB	SO	WP	BK
2019	AZL A's (R)	4	1	3.02	15	4	0	0	0	41.2	48	19	14	3	2	5	0	38	3	0
2021	ACL A's (R)	0	1	43.20	1	1	0	0	0	1.2	10	9	8	1	0	1	0	1	0	0
Minor League Totals		4	2	4.57	16	5	0	0	0	43.1	58	28	22	4	2	6	0	39	3	0

RAMON ALEXANDER MARTINEZ (SALDANA)**OF****Born:** San Pedro de Macoris, Dominican Republic, November 17, 2001; **Home:** San Pedro de Macoris, Dominican Republic**Bats:** Right; **Throws:** Right; **Height:** 6-1; **Weight:** 200**Obtained:** Signed as a free agent to a minor league deal on July 2, 2018

Signed by Juan C. De La Cruz.

Year	Club	AVG.	G	AB	R	H	2B	3B	HR	RBI	SH	SF	HP	BB	SO	SB	CS	OBP	SLG	E
2019	DSL A's (R)	.230	19	61	7	14	2	0	2	5	1	0	0	6	21	4	2	.299	.361	2
	AZL A's (R)	.236	38	106	14	25	5	0	1	11	0	1	0	13	36	5	1	.317	.311	2
2021	ACL A's (R)	.143	26	56	10	8	2	0	0	4	0	0	0	19	31	0	2	.360	.179	4
Minor League Totals		.211	83	223	31	47	9	0	3	20	1	1	0	38	88	9	5	.324	.291	8

PATRICK WARD MCCOLL**IF****Born:** Los Altos, California, June 22, 1997; **Home:** Los Altos, California**Bats:** Left; **Throws:** Right; **Height:** 6-6; **Weight:** 215**Obtained:** Selected in the 10th round of the 2019 First Year Player DraftWas signed out of Harvard University by Ronald Vaughn...led the Ivy League in hits (70), home runs (12) and slugging (.707) in 2019...was the top-ranked position player out of the state of Massachusetts in the 2019 draft according to *Baseball America*.

Year	Club	AVG.	G	AB	R	H	2B	3B	HR	RBI	SH	SF	HP	BB	SO	SB	CS	OBP	SLG	E
2019		Did Not Play																		
2021	Lansing (A)	.180	64	183	33	33	6	2	6	24	2	4	5	29	64	10	2	.303	.333	4
Minor League Totals		.180	64	183	33	33	6	2	6	24	2	4	5	29	64	10	2	.303	.333	4

JARED AUSTIN MCDONALD**C****Born:** Inglewood, Colorado, December 5, 1996; **Home:** Scottsdale, Arizona**Bats:** Right; **Throws:** Right; **Height:** 6-2; **Weight:** 195**Obtained:** Selected in the 19th round of the 2019 First Year Player Draft

Signed out of Western Oregon University by James Coffman...was named First-Team D2CCCA All-West Region and First-Team All-GNAC following his senior season...ranks third all-time in program history with 18 home runs and sixth in career slugging (.606)...did not play in 2019 due to injury.

Year	Club	AVG.	G	AB	R	H	2B	3B	HR	RBI	SH	SF	HP	BB	SO	SB	CS	OBP	SLG	E
2019		Injured – Did Not Play																		
2021	Lansing (A)	.222	51	176	16	39	10	0	4	16	0	4	6	9	70	1	0	.277	.347	5
Minor League Totals		.222	51	176	16	39	10	0	4	16	0	4	6	9	70	1	0	.277	.347	5

SHANE CHRISTOPHER MCGUIRE**C****Born:** Renton, Washington, April 12, 1999; **Home:** Kent, Washington**Bats:** Left; **Throws:** Right; **Height:** 6-0; **Weight:** 205**Obtained:** Selected in the ninth round of the 2021 First-Year Player Draft

Signed by Anthony Aliotti...played collegiately at University of San Diego...in 2018 was named a Collegiate Baseball Freshman All-American...batted .307 with nine home runs and 93 RBI in four college seasons.

Year	Club	AVG.	G	AB	R	H	2B	3B	HR	RBI	SH	SF	HP	BB	SO	SB	CS	OBP	SLG	E
2021	ACL A's (R)	.280	19	50	7	14	3	0	0	9	0	3	1	7	11	1	0	.361	.340	2
Minor League Totals		.280	19	50	7	14	3	0	0	9	0	3	1	7	11	1	0	.361	.340	2

Born: Davis, California, August 27, 1995; **Home:** Tempe, Arizona

Bats: Right; **Throws:** Right; **Height:** 6-5; **Weight:** 235

Obtained: Selected in the 22nd round of the 2018 First-Year Player Draft

Signed out of Holy Names University by Kevin Mello...was named a 2019 Midwest League Midseason All-Star... finished 2019 ranked first in the organization in strikeouts (150) and sixth in ERA (4.15).

Year	Club	W	L	ERA	G	GS	CG	SHO	SV	IP	H	R	ER	HR	HB	BB	IBB	SO	WP	BK
2018	AZL A's (R)	1	2	3.38	14	5	0	0	0	29.1	19	11	11	0	2	13	0	43	8	0
	Nashville (AAA)	1	0	0.00	1	0	0	0	0	4.0	2	0	0	0	0	1	0	3	0	0
2019	Beloit (A)	3	10	4.15	27	22	0	0	1	112.2	99	68	52	5	7	76	0	150	18	1
2021	Lansing (A)	1	0	1.27	17	0	0	0	2	21.1	14	5	3	2	4	5	1	31	4	0
	Midland (AA)	1	2	3.94	21	1	0	0	0	29.2	33	15	13	3	2	12	0	36	3	0
Minor League Totals		7	14	3.61	80	28	0	0	3	197.0	167	99	79	10	15	107	1	263	33	1

MATTHEW JOHN MILBURN

RHP

Goes by "Matt"

Born: Dallas, Texas, July 29, 1993; **Home:** Dallas, Texas

Bats: Right; **Throws:** Right; **Height:** 6-3; **Weight:** 210

Obtained: Selected in the 29th round of the 2016 First-Year Player Draft

Graduated from Highland Park HS (TX)...attended Wofford College, where he was Second Team All-Southern Conference in his junior and senior year...as a senior in 2016, he led the conference with 103 strikeouts...signed by Neil Avent...among A's farmhands, finished 2017 third in innings pitched (141.0) and fourth in strikeouts (136)...finished 2018 tied for third in wins (10) and eighth in strikeouts (118)...in 2019, ranked first in the organization in innings pitched (150.2) and tied for fifth in wins (8).

Year	Club	W	L	ERA	G	GS	CG	SHO	SV	IP	H	R	ER	HR	HB	BB	IBB	SO	WP	BK
2016	AZL A's (R)	0	0	3.42	9	2	0	0	1	23.2	23	14	9	0	0	2	0	30	1	0
	Vermont (A)	1	2	6.92	5	0	0	0	0	13.0	22	11	10	0	1	0	0	14	1	0
2017	Beloit (A)	7	11	4.34	28	22	0	0	0	141.0	153	73	68	7	6	32	1	136	14	1
2018	Stockton (A)	9	5	3.49	23	22	2	2	0	142.0	161	63	55	13	3	16	0	111	3	1
	Nashville (AAA)	1	0	2.61	2	2	0	0	0	10.1	9	3	3	0	0	1	0	7	1	0
2019	Midland (AA)	8	9	4.90	26	25	1	0	0	150.2	179	89	82	18	4	37	2	86	6	0
2021	Midland (AA)	4	4	4.46	14	10	0	0	0	70.2	82	40	35	10	6	6	0	44	7	0
	Las Vegas (AAA)	1	2	11.95	10	5	0	0	0	20.1	38	28	27	11	1	5	0	11	0	0
Minor League Totals		31	33	4.55	117	88	3	2	1	571.2	667	321	289	59	21	99	3	439	33	2

MASON JAMES MILLER

RHP

Born: Pittsburgh, Pennsylvania, August 24, 1998; **Home:** Bethel Park, Pennsylvania

Bats: Right; **Throws:** Right; **Height:** 6-5; **Weight:** 220

Obtained: Selected in the third round of the 2021 First-Year Player Draft

Played collegiately at Waynesburg University in Pennsylvania before transferring to Gardner-Webb University in North Carolina...went 18-12 with a 3.92 ERA and 306 strikeouts in 239.0 innings over five seasons.

Year	Club	W	L	ERA	G	GS	CG	SHO	SV	IP	H	R	ER	HR	HB	BB	IBB	SO	WP	BK
2021	ACL A's (R)	0	1	1.50	3	2	0	0	0	6.0	4	1	1	0	0	3	0	9	1	0
Minor League Totals		0	1	1.50	3	2	0	0	0	6.0	4	1	1	0	0	3	0	9	1	0

NATHAN WAYNE MONDOU

INF

Goes by "Nate"

Born: Tacoma, Washington, March 24, 1995; **Home:** Lake Tapps, Washington

Bats: Left; **Throws:** Right; **Height:** 5-9; **Weight:** 195

Obtained: Selected in the 13th round of the 2016 First-Year Player Draft

Graduated from the Charles Wright Academy (WA)...played three years at Wake Forest, where he was a two-time First Team All-ACC selection (2015-16)...signed by Neil Avent...was named a 2016 New York-Penn League Midseason All-Star...among A's farmhands, finished 2017 third in walks (59) and tied for third in on-base percentage (.366)...finished 2018 fourth in the organization in RBI (75) and second in runs scored (79)...was Texas League Player of the Week for the week of July 22-28, 2019...finished 2021 third in the organization in average (.282).

Year	Club	AVG.	G	AB	R	H	2B	3B	HR	RBI	SH	SF	HP	BB	SO	SB	CS	OBP	SLG	E
2016	AZL A's (R)	.000	1	1	0	0	0	0	0	0	0	0	0	1	0	0	0	.500	.000	0
	Vermont (A)	.298	60	225	27	67	11	2	0	24	1	0	4	24	37	6	6	.375	.364	11
2017	Beloit (A)	.296	66	247	31	73	16	3	0	32	2	6	2	31	43	8	3	.371	.385	10
	Stockton (A)	.278	59	223	38	62	8	4	2	27	0	3	3	28	57	8	5	.362	.377	3
2018	Stockton (A)	.291	88	344	64	100	20	5	8	61	3	4	7	33	58	8	5	.361	.448	4
	Midland (AA)	.255	48	165	15	42	7	0	0	14	2	4	6	19	26	2	1	.345	.297	2
2019	Midland (AA)	.248	122	427	54	106	15	3	5	45	3	7	8	58	94	7	8	.344	.333	5
2021	Las Vegas (AAA)	.282	85	308	53	87	20	1	8	49	0	6	7	40	55	0	2	.371	.432	10
Minor League Totals		.277	529	1940	282	537	97	18	23	252	11	30	37	234	370	39	30	.361	.381	45

JOSE MIGUEL MUJICA (ADAMES)

C

Born: San Felipe, Venezuela, March 28, 2001; **Home:** San Felipe, Venezuela

Bats: Right; **Throws:** Right; **Height:** 5-11; **Weight:** 204

Obtained: Signed as a free agent to a minor league deal, July 3, 2017

Signed by Ruben Barradas.

Year	Club	AVG.	G	AB	R	H	2B	3B	HR	RBI	SH	SF	HP	BB	SO	SB	CS	OBP	SLG	E
2018	DSL A's (R)	.164	24	61	3	10	1	0	0	5	1	0	2	5	9	0	0	.250	.180	6
2019	DSL A's (R)	.262	51	164	21	43	3	0	0	16	2	1	5	19	32	10	0	.354	.280	11
2021	ACL A's (R)	.241	34	112	13	27	9	0	2	19	0	0	0	5	20	0	0	.274	.375	1
Minor League Totals		.237	109	337	37	80	13	0	2	40	3	1	7	29	61	10	0	.310	.294	18

MAXWELL PRICE MUNCY

IF

Goes by "Max"

Born: Camarillo, California, August 25, 2002; **Home:** Camarillo, California

Bats: Right; **Throws:** Right; **Height:** 6-1; **Weight:** 180

Obtained: Selected in the first round of the 2021 First-Year Player Draft

Signed by Dillon Tung out of Thousand Oaks High School...hit .459 with 11 home runs and 49 RBI in 28 games to help Thousand Oaks to a 29-1 record and the Southern Section Division 2 championship...named the Los Angeles Times and Los Angeles Daily News Baseball Player of the Year and was CIF Southern Section Division 2 Player of the Year in 2021...currently named Oakland's No. 2 prospect by MLB.com.

Year	Club	AVG.	G	AB	R	H	2B	3B	HR	RBI	SH	SF	HP	BB	SO	SB	CS	OBP	SLG	E
2021	ACL A's (R)	.129	11	31	3	4	0	0	0	4	0	0	0	3	12	1	0	.206	.129	1
Minor League Totals		.129	11	31	3	4	0	0	0	4	0	0	0	3	12	1	0	.206	.129	1

MITCHEL HILLIARD MYERS

RHP

Goes by "Mitch"

Born: Lanett, Alabama, January, 8, 1999; **Home:** Lanett, Alabama

Bats: Right; **Throws:** Right; **Height:** 6-2; **Weight:** 200

Obtained: Selected in the 12th round of the 2021 First-Year Player Draft

Signed by Matthew Higginson out of the University of Pittsburgh...went 7-7 with a 3.62 ERA and 113 strikeouts in 104.1 innings over two NCAA seasons.

Year	Club	W	L	ERA	G	GS	CG	SHO	SV	IP	H	R	ER	HR	HB	BB	IBB	SO	WP	BK
2021																				

Did Not Play

KUMAR BALAKRISHNAN NAMBIAR**LHP****Born:** New York City, New York, April 17, 1998; **Home:** Larchmont, New York**Bats:** Left; **Throws:** Left; **Height:** 5-11; **Weight:** 185**Obtained:** Selected in the 34th round of the 2019 First-Year Player Draft

Signed out of Yale University by Ronald Vaughn...was named First-Team All-Ivy for his senior season...set career highs in innings (65.0) and strikeouts (66) in 2021.

Year	Club	W	L	ERA	G	GS	CG	SHO	SV	IP	H	R	ER	HR	HB	BB	IBB	SO	WP	BK
2019	AZL A's (R)	1	4	5.25	15	5	0	0	0	36.0	37	22	21	0	1	17	0	47	1	1
	Stockton (A)	1	0	6.00	1	0	0	0	0	3.0	3	3	2	0	0	3	0	2	0	0
2021	Stockton (A)	1	6	6.09	15	12	0	0	0	65.0	77	51	44	13	3	22	0	66	2	0
Minor League Totals		3	10	5.80	31	17	0	0	0	104.0	117	76	67	13	4	42	0	115	3	1

BRYCE DANIEL NIGHTENGALE**RHP****Born:** Cumberland, Maryland, August 16, 1996; **Home:** Prosper, Texas**Bats:** Right; **Throws:** Right; **Height:** 6-5; **Weight:** 230**Obtained:** Selected in the 16th round of the 2018 First-Year Player Draft

Signed out of George Mason University by Paul Faulk III.

Year	Club	W	L	ERA	G	GS	CG	SHO	SV	IP	H	R	ER	HR	HB	BB	IBB	SO	WP	BK
2018	AZL A's (R)	0	0	27.00	1	0	0	0	0	0.1	2	2	1	0	0	1	0	1	1	0
	Vermont (A)	0	2	5.09	14	1	0	0	2	23.0	25	14	13	2	0	17	1	23	2	0
2019	AZL A's (R)	0	0	4.50	1	1	0	0	0	2.0	1	1	1	0	1	1	0	1	1	0
	Beloit (A)	1	6	5.29	16	9	0	0	0	49.1	44	35	29	3	3	35	0	40	8	0
2021	ACL A's (R)	0	0	0.00	1	0	0	0	0	1.0	1	0	0	0	0	0	0	2	0	0
	Lansing (A)	2	1	4.44	14	2	0	0	0	26.1	24	17	13	1	5	21	0	38	1	1
Minor League Totals		3	9	5.03	47	13	0	0	2	102.0	97	69	57	6	9	75	1	105	13	1

JACK CHRISTOPHER OWEN**LHP****Born:** Miami Beach, Florida, May 26, 1998; **Home:** Aliso Viejo, California**Bats:** Left; **Throws:** Left; **Height:** 6-1; **Weight:** 200**Obtained:** Signed as a non-drafted free agent, July 24, 2021

Signed by Armann Brown...played collegiately at Auburn University...went 11-10 with a 4.26 ERA and 165 strikeouts in 175.1 innings over four seasons.

Year	Club	W	L	ERA	G	GS	CG	SHO	SV	IP	H	R	ER	HR	HB	BB	IBB	SO	WP	BK
2021	Lansing (A)	0	1	4.50	7	4	0	0	0	20.0	26	13	10	3	0	4	0	21	1	0
Minor League Totals		0	1	4.50	7	4	0	0	0	20.0	26	13	10	3	0	4	0	21	1	0

JHOAN MANUEL PAULINO (JAVIER)**IF****Born:** San Francisco de Macoris, Dominican Republic, June 11, 2001; **Home:** San Francisco de Macoris, Dominican Republic**Bats:** Right; **Throws:** Right; **Height:** 6-2; **Weight:** 226**Obtained:** Signed as a free agent to a minor league deal on June 2, 2017

Signed by Amaury Reyes.

Year	Club	AVG.	G	AB	R	H	2B	3B	HR	RBI	SH	SF	HP	BB	SO	SB	CS	OBP	SLG	E
2018	DSL A's (R)	.238	55	185	15	44	9	0	0	21	3	1	2	17	42	11	2	.307	.286	22
2019	AZL A's (R)	.239	50	197	26	47	17	3	2	25	1	2	1	13	61	2	6	.286	.386	16
2021	ACL A's (R)	.244	27	82	15	20	3	1	4	15	0	0	3	5	23	0	0	.311	.451	5
	Midland (AA)	.375	3	8	0	3	0	0	0	0	0	0	0	1	4	0	0	.444	.375	2
Minor League Totals		.242	135	472	56	114	29	4	6	61	4	3	6	36	130	13	8	.302	.358	45

ELVIS ANTONIO PERALTA

IF

Born: New York City, New York, December 7, 1996; **Home:** Lawrence, Massachusetts

Bats: Left; **Throws:** Right; **Height:** 5-9; **Weight:** 189

Obtained: Selected in the 26th round of the 2019 First-Year Player Draft

Signed out of Marshall University by Paul Faulk III...made his full-season debut in 2021.

Year	Club	AVG.	G	AB	R	H	2B	3B	HR	RBI	SH	SF	HP	BB	SO	SB	CS	OBP	SLG	E
2019	AZL A's (R)	.282	48	177	41	50	9	1	2	20	3	0	4	30	47	10	6	.398	.379	15
2021	Lansing (A)	.216	67	213	32	46	12	3	0	19	2	1	4	23	73	17	2	.303	.300	9
	Midland (AA)	.182	9	22	3	4	1	0	0	0	0	0	1	4	0	0	0	.217	.227	0
	Las Vegas (AAA)	.000	2	1	0	0	0	0	0	0	0	0	0	1	0	0	0	.000	.000	0
Minor League Totals		.242	126	413	76	100	22	4	2	39	5	1	8	54	125	27	8	.340	.329	24

JUNIOR JOSE PEREZ (REYNOSO)

OF

Born: San Cristobal, Dominican Republic, July 4, 2001; **Home:** San Cristobal, Dominican Republic

Bats: Right; **Throws:** Right; **Height:** 6-1; **Weight:** 200

Obtained: Acquired in a trade with San Diego on November 5, 2020 for Jorge Mateo

Originally signed by San Diego as an international free agent on July 4, 2017.

Year	Club	AVG.	G	AB	R	H	2B	3B	HR	RBI	SH	SF	HP	BB	SO	SB	CS	OBP	SLG	E
2018	DSL Padres (R)	.176	61	204	26	36	6	2	3	26	0	2	4	53	80	12	5	.354	.270	2
2019	AZL Padres (R)	.268	51	209	44	56	14	2	11	39	0	2	3	24	59	11	2	.349	.512	3
2021	Stockton (A)	.207	95	329	54	68	16	5	8	34	1	2	3	51	145	24	7	.317	.359	6
Minor League Totals		.216	207	742	124	160	36	9	22	99	1	6	10	128	284	47	14	.336	.377	11

LEUDENY PINEDA (FIGUERO)

RHP

Born: Azua, Dominican Republic, January 29, 1996; **Home:** Santo Domingo, Dominican Republic

Bats: Right; **Throws:** Left; **Height:** 6-1; **Weight:** 225

Obtained: Selected in the 26th round of the 2018 First-Year Player Draft

Signed out of ASA College, Miami, by Julio Franco...set career bests in ERA (5.45) and games (26) in 2021.

Year	Club	W	L	ERA	G	GS	CG	SHO	SV	IP	H	R	ER	HR	HB	BB	IBB	SO	WP	BK
2018	AZL A's (R)	1	3	7.32	13	1	0	0	0	19.2	20	18	16	1	3	14	0	14	5	1
2019	AZL A's (R)	0	2	4.05	6	6	0	0	0	26.2	27	19	12	1	3	5	0	28	0	0
	Vermont (A)	2	1	7.36	7	2	0	0	0	22.0	34	21	18	2	5	12	0	19	4	0
	Stockton (A)	0	1	11.25	1	1	0	0	0	4.0	7	5	1	0	2	0	0	3	2	0
2021	Lansing (A)	2	1	5.45	26	1	0	0	1	39.2	37	29	24	4	6	24	0	42	6	0
Minor League Totals		5	8	6.03	53	11	0	0	1	112.0	125	92	75	9	17	57	0	106	17	1

PEDRO ALEJANDRO PINEDA (COLLADO)

OF

Born: Santo Domingo Este, Dominican Republic, September 6, 2003; **Home:** Santo Domingo Norte, Dominican Republic

Bats: Right; **Throws:** Right; **Height:** 6-2; **Weight:** 185

Obtained: Signed as a free agent to a minor league contract, January 15, 2021

Currently ranked Oakland's No. 6 prospect by MLB.com.

Year	Club	AVG.	G	AB	R	H	2B	3B	HR	RBI	SH	SF	HP	BB	SO	SB	CS	OBP	SLG	E
2021	DSL A's (R)	.200	10	35	4	7	1	1	0	1	0	0	0	5	13	3	2	.300	.286	1
	ACL A's (R)	.258	23	62	15	16	2	2	1	8	0	0	2	13	28	3	3	.403	.403	2
Minor League Totals		.237	33	97	19	23	3	3	1	9	0	0	2	18	41	6	5	.368	.361	3

ROBERT PUASON (PEREZ)

IF

Born: La Romana, Dominican Republic, Sept. 11, 2002; **Home:** La Romana, Dominican Republic

Bats: Both; **Throws:** Right; **Height:** 6-3; **Weight:** 187

Obtained: Signed as a free agent to a minor league contract, July 2, 2019

Currently ranked Oakland's No. 10 prospect by MLB.com.

Year	Club	AVG.	G	AB	R	H	2B	3B	HR	RBI	SH	SF	HP	BB	SO	SB	CS	OBP	SLG	E
2021	Stockton (A)	.215	91	302	43	65	12	1	3	27	4	2	5	24	139	3	1	.282	.291	29
Minor League Totals		.215	91	302	43	65	12	1	3	27	4	2	5	24	139	3	1	.282	.291	29

ZACHARY DAVID RAFUSE

RHP

Goes by "Zach"

Born: Orange Park, Florida, December 3, 1996; **Home:** Baldwin, Florida**Bats:** Right; **Throws:** Right; **Height:** 6-0; **Weight:** 185**Obtained:** Selected in the 35th round of the 2019 First Year Player Draft

Signed out of the University of South Carolina Aiken by William Avent...was named Second-Team All-Conference in his final collegiate season.

Year	Club	W	L	ERA	G	GS	CG	SHO	SV	IP	H	R	ER	HR	HB	BB	IBB	SO	WP	BK
2019	AZL A's (R)	3	1	2.45	14	0	0	0	0	33.0	27	9	9	0	0	8	0	32	0	0
2021	Lansing (A)	1	1	1.00	6	0	0	0	0	9.0	7	2	1	0	2	2	0	10	0	0
Minor League Totals		4	2	2.14	20	0	0	0	0	42.0	34	11	10	0	2	10	0	42	0	0

MARIANO JOHN RICCIARDI

IF

Born: Worcester, Massachusetts, June 28, 1998; **Home:** West Boylston, Massachusetts**Bats:** Left; **Throws:** Right; **Height:** 5-7; **Weight:** 170**Obtained:** Selected in the 18th round of the 2021 First-Year Player Draft

Signed by Richard Sparks out of the University of Dayton...son of former A's scout, special assistant to the general manager and director of player personnel J.P. Ricciardi...led the ACC with 70 hits and led his team with a .352 average, including a team-high 21-game hitting streak from March 27-May 16.

Year	Club	AVG.	G	AB	R	H	2B	3B	HR	RBI	SH	SF	HP	BB	SO	SB	CS	OBP	SLG	E
2021	ACL A's (R)	.222	7	18	2	4	2	0	1	0	0	1	2	2	0	0	.333	.333	2	
	Stockton (A)	.143	4	14	0	2	1	0	0	0	0	0	1	6	1	1	.200	.214	1	
Minor League Totals		.188	11	32	2	6	3	0	0	1	0	0	1	3	8	1	1	.278	.281	3

KEVIN NORBERTO RICHARDS (PLACIDO)

OF

Born: La Romana, Dominican Republic, January 1, 2000; **Home:** La Romana, Dominican Republic**Bats:** Right; **Throws:** Right; **Height:** 6-2; **Weight:** 162**Obtained:** Signed as a free agent to a minor league deal on July 2, 2016

Signed by Amaury Reyes.

Year	Club	AVG.	G	AB	R	H	2B	3B	HR	RBI	SH	SF	HP	BB	SO	SB	CS	OBP	SLG	E
2017	DSL A's (R)	.248	35	101	16	25	0	4	0	10	1	2	2	11	29	10	5	.327	.328	2
2018	AZL A's (R)	.248	42	121	21	30	6	2	0	13	2	1	1	8	32	7	0	.331	.298	2
2019	Vermont (A)	.228	68	254	20	58	17	1	4	37	2	6	2	37	76	1	1	.350	.263	3
2021	Stockton (A)	.244	58	221	26	54	10	1	3	25	0	0	3	20	63	3	6	.316	.339	2
Minor League Totals		.240	203	697	83	167	33	8	7	85	5	9	8	51	200	21	12	.295	.340	9

EDUARDO Yael RIVERA (NIEVES)

LHP

Born: San Juan, Puerto Rico, June 13, 2003; **Home:** Vega Alta, Puerto Rico**Bats:** Left; **Throws:** Left; **Height:** 6-7; **Weight:** 237**Obtained:** Selected in the 11th round of the 2021 First-Year Player Draft

Signed out of the Colegio CADEST by Ruben Escalera.

Year	Club	W	L	ERA	G	GS	CG	SHO	SV	IP	H	R	ER	HR	HB	BB	IBB	SO	WP	BK
2021	ACL A's (R)	0	0	0.00	1	1	0	0	0	1.0	0	0	0	0	0	0	0	1	0	0
Minor League Totals		0	0	0.00	1	1	0	0	0	1.0	0	0	0	0	0	0	0	1	0	0

CARLOS ALBERTO RODRIGUEZ**C**

Goes by "CJ"

Born: Whittier, California, July 7, 2000; **Home:** Newport Beach, California**Bats:** Right; **Throws:** Right; **Height:** 5-10; **Weight:** 190**Obtained:** Selected in the fifth round of the 2021 First-Year Player Draft

Signed out of Vanderbilt University by Anthony Aliosi III...ranked third on his team with a .393 on-base percentage and recorded a team-low in strikeouts (19)...batted .257 with five home runs and 44 RBI in 70 games over two collegiate seasons.

Year	Club	AVG.	G	AB	R	H	2B	3B	HR	RBI	SH	SF	HP	BB	SO	SB	CS	OBP	SLG	E
2021	ACL A's (R)	.000	1	3	0	0	0	0	0	0	0	0	0	0	2	0	0	.000	.000	0
	Stockton (A)	.160	22	81	5	13	2	0	1	4	0	1	0	4	13	0	0	.198	.222	2
Minor League Totals		.155	23	84	5	13	2	0	1	4	0	1	0	4	15	0	0	.191	.214	2

JORGE ALBERTO ROMERO (RIVERA)**OF****Born:** Carolina, Puerto Rico, May 30, 2000; **Home:** Carolina, Puerto Rico**Bats:** Right; **Throws:** Right; **Height:** 6-2; **Weight:** 185**Obtained:** Selected in the 18th round of the 2019 First-Year Player Draft

Signed out of Colegio Angel David High School by Carlos Escalera.

Year	Club	AVG.	G	AB	R	H	2B	3B	HR	RBI	SH	SF	HP	BB	SO	SB	CS	OBP	SLG	E
2019	AZL A's (R)	.273	12	33	5	9	0	1	1	4	0	0	3	4	15	2	0	.400	.424	3
2021	ACL A's (R)	.176	23	51	7	9	2	0	0	7	0	1	4	6	21	0	1	.306	.216	2
	Stockton (A)	.278	5	18	2	5	0	0	0	3	0	0	1	0	6	1	0	.316	.278	0
Minor League Totals		.225	40	102	14	23	2	1	1	14	0	1	8	10	42	3	1	.339	.294	5

NORGE LUIS RUIZ (LOYOLA)**RHP****Born:** Havana, Cuba, March 15, 1994; **Home:** Spring, Texas**Bats:** Right; **Throws:** Right; **Height:** 5-10; **Weight:** 190**Obtained:** Signed as a free agent to a minor league deal on December 22, 2016

Signed by JC De La Cruz...finished 2018 tied for ninth in the organization in innings pitched (134.1) and tied for third in complete games (1).

Year	Club	W	L	ERA	G	GS	CG	SHO	SV	IP	H	R	ER	HR	HB	BB	IBB	SO	WP	BK
2017	DSL A's (R)	2	0	0.47	4	4	0	0	0	19.0	9	1	1	0	0	1	0	14	0	0
	AZL A's (R)	0	1	11.25	1	1	0	0	0	4.0	5	5	0	0	2	0	4	0	0	0
	Stockton (A)	3	1	5.71	8	8	0	0	0	34.2	47	26	22	4	2	12	0	24	2	0
2018	Midland (AA)	5	9	4.69	21	21	1	0	0	121.0	142	66	63	12	10	34	0	76	10	2
	Nashville (AAA)	1	1	6.75	3	2	0	0	0	13.1	15	11	10	3	0	4	0	10	0	0
2019	Midland (AA)	0	2	3.74	19	0	0	0	1	33.2	37	17	14	4	1	9	0	30	2	0
	Las Vegas (AAA)	2	3	9.08	19	0	0	0	2	35.2	62	39	36	10	4	14	0	24	5	0
2021	ACL A's (R)	0	0	0.00	1	0	0	0	0	0.1	2	0	0	0	0	0	0	0	0	0
	Lansing (A)	0	0	11.12	4	0	0	0	0	5.2	9	7	7	0	0	2	0	7	0	0
	Midland (AA)	2	0	2.08	3	0	0	0	0	4.1	3	1	1	0	1	1	0	3	0	0
Minor League Totals		15	17	5.27	83	36	1	0	3	271.2	331	173	159	33	18	79	0	192	19	2

DERECK WILLIAMS SALOM (MONTEZUMA)**IF****Born:** Caracas, Venezuela, February 22, 2001; **Home:** Guatire, Venezuela**Bats:** Right; **Throws:** Right; **Height:** 5-9; **Weight:** 182**Obtained:** Signed as a free agent to a minor league contract, July 3, 2017

Signed by Oswaldo Troconis.

Year	Club	AVG.	G	AB	R	H	2B	3B	HR	RBI	SH	SF	HP	BB	SO	SB	CS	OBP	SLG	E
2018	DSL A's (R)	.250	46	140	27	35	2	0	0	12	2	3	2	20	20	9	6	.345	.264	14
2019	DSL A's (R)	.198	41	126	17	25	5	0	0	5	3	1	1	23	25	5	2	.325	.238	10
2021	ACL A's (R)	.270	17	37	3	10	4	0	0	4	1	0	0	7	12	2	0	.386	.378	2
Minor League Totals		.231	104	303	47	70	11	0	0	21	6	4	3	50	57	16	8	.342	.267	26

SAUL ENRIQUE SANCHEZ (NUÑEZ)

IF

Born: Santiago, Dominican Republic, January 5, 2001; **Home:** Santiago, Dominican Republic**Bats:** Right; **Throws:** Right; **Height:** 5-11; **Weight:** 188**Obtained:** Signed as a free agent to a minor league contract, July 2, 2017

Signed by Amaury Reyes.

Year	Club	AVG.	G	AB	R	H	2B	3B	HR	RBI	SH	SF	HP	BB	SO	SB	CS	OBP	SLG	E
2018	DSL A's (R)	.109	24	55	5	6	0	0	0	5	0	0	0	2	18	3	0	.140	.109	2
2019	DSL A's (R)	.195	42	113	14	22	7	0	0	11	1	1	5	24	29	8	0	.357	.257	5
2021	ACL A's (R)	.184	22	49	8	9	0	0	0	0	0	0	0	10	18	2	0	.322	.184	2
Minor League Totals		.171	88	217	27	37	7	0	0	16	1	1	5	36	65	13	0	.301	.203	9

YEHIZON SANCHEZ (HERRERA)

RHP

Born: La Romana, Dominican Republic, November 16, 2000; **Home:** La Romana, Dominican Republic**Bats:** Right; **Throws:** Right; **Height:** 6-2; **Weight:** 165**Obtained:** Signed as a free agent to a minor league contract, July 2, 2019

Signed by Juan De La Cruz...set career highs in innings (24.0) and strikeouts (30) in 2021.

Year	Club	W	L	ERA	G	GS	CG	SHO	SV	IP	H	R	ER	HR	HB	BB	IBB	SO	WP	BK
2019	DSL A's (R)	0	0	0.43	7	4	0	0	0	21.0	11	3	1	0	3	7	0	15	3	0
2021	ACL A's (R)	1	4	8.59	8	2	0	0	0	22.0	28	24	21	3	1	14	0	28	3	0
	Stockton (A)	0	0	2.25	1	1	0	0	0	4.0	3	1	1	0	0	4	0	2	1	0
Minor League Totals		1	4	4.40	16	7	0	0	0	47.0	42	28	23	3	4	25	0	45	7	0

PEDRO MANUEL SANTOS (VAZQUEZ)

RHP

Born: Trinidad, Cuba, January 7, 2000; **Home:** Santo Domingo, Dominican Republic**Bats:** Right; **Throws:** Right; **Height:** 6-4; **Weight:** 221**Obtained:** Signed as a free agent to a minor league deal on October 17, 2018

Signed by Juan C. De La Cruz...made his full-season debut in 2021, setting career highs in games (21), innings (68.1) and strikeouts (87).

Year	Club	W	L	ERA	G	GS	CG	SHO	SV	IP	H	R	ER	HR	HB	BB	IBB	SO	WP	BK
2019	AZL A's (R)	0	3	3.38	15	11	0	0	0	43.0	45	27	22	0	6	34	0	49	11	2
2021	Stockton (A)	3	7	6.32	21	12	0	0	0	68.1	64	55	48	4	6	62	0	87	21	0
Minor League Totals		5	10	5.66	36	23	0	0	0	111.1	109	82	70	4	12	96	0	136	32	2

DALTON JAMES SAWYER

LHP

Born: Minneapolis, Minnesota, November 22, 1993; **Home:** Waconia, Minnesota**Bats:** Left; **Throws:** Left; **Height:** 6-5; **Weight:** 212**Obtained:** Selected in the ninth round of the 2016 First-Year Player Draft

Graduated from Waconia HS (MN)...played collegiately at Minnesota...was Second Team All-Big 10 as a senior in 2016...signed by Kevin Mello...among A's farmhands, finished 2017 third in strikeouts (140), fourth in wins (9), fifth in ERA (3.58) and sixth in innings pitched (130.2)...missed all of 2018 and 2019 due to injury.

Year	Club	W	L	ERA	G	GS	CG	SHO	SV	IP	H	R	ER	HR	HB	BB	IBB	SO	WP	BK
2016	Vermont (A)	0	3	3.38	14	0	0	0	3	18.2	15	9	7	1	2	10	1	26	2	0
2017	Beloit (A)	4	3	2.25	12	8	1	0	1	56.0	34	15	14	3	2	21	0	64	2	3
	Stockton (A)	5	5	3.68	13	11	0	0	0	66.0	67	29	27	12	5	20	0	74	3	0
	Nashville (AAA)	0	1	11.42	2	2	0	0	0	8.2	12	11	11	3	0	6	0	2	0	0
2018		Injured – Did Not Play																		
2019		Injured – Did Not Play																		
2021	Lansing (A)	2	2	4.03	33	0	0	0	3	38.0	28	24	17	6	2	20	0	62	6	2
	Midland (AA)	1	0	4.82	7	0	0	0	0	9.1	7	5	5	1	0	8	0	11	3	0
Minor League Totals		12	14	3.71	81	21	1	0	7	196.2	163	93	81	26	11	85	1	239	16	5

TYRELL JAMES SCHOFIELD-SAM

IF

Goes by "T.J."

Born: Mississauga, Canada, June 20, 2001; **Home:** Brampton, Canada

Bats: Left; **Throws:** Right; **Height:** 6-1; **Weight:** 187

Obtained: Selected in the 12th round of the 2019 First-Year Player Draft

Signed out of North Park Secondary School by Matthew Higginson...was the No. 7-ranked Canadian prospect prior to the 2019 draft according to Baseball America...won the Bronze Medal with Canada's Junior National Team at the 2018 U18 Pan Am baseball championship...made his full-season debut in 2021 and set career highs in every major batting category.

Year	Club	AVG.	G	AB	R	H	2B	3B	HR	RBI	SH	SF	HP	BB	SO	SB	CS	OBP	SLG	E
2019	AZL A's (R)	.203	22	74	10	15	2	0	0	6	0	0	0	11	18	1	0	.306	.230	8
2021	Stockton (A)	.246	105	391	51	96	20	5	9	62	0	7	13	35	105	6	4	.323	.391	7
Minor League Totals		.239	127	465	61	111	22	5	9	68	0	7	13	46	123	7	4	.320	.366	23

MAXWELL CARTER SCHUEMANN

IF

Goes by "Max"

Born: Kalamazoo, Michigan, June 11, 1997; **Home:** Portage, Michigan

Bats: Right; **Throws:** Right; **Height:** 6-1; **Weight:** 194

Obtained: Selected in the 20th round of the 2018 First-Year Player Draft

Signed out of Eastern Michigan University by Richard Sparks...made his full-season debut in 2021 and set career highs in all major batting categories...led the organization in hits (121), runs (83), doubles (25) and stolen bases (52).

Year	Club	AVG.	G	AB	R	H	2B	3B	HR	RBI	SH	SF	HP	BB	SO	SB	CS	OBP	SLG	E
2018	Vermont (A)	.195	45	123	19	24	1	0	0	6	0	2	9	13	31	11	1	.313	.203	7
2019	Beloit (A)	.256	94	340	57	87	29	1	3	35	2	2	14	30	75	25	11	.339	.374	14
2021	Lansing (A)	.224	54	201	43	45	11	1	5	20	1	2	14	25	50	34	2	.347	.363	10
	Midland (AA)	.320	57	219	38	70	13	1	2	21	0	2	7	23	46	17	3	.398	.416	6
	Las Vegas (AAA)	.231	8	26	2	6	1	1	0	1	0	0	5	7	1	0	0	.355	.346	0
Minor League Totals		.255	258	909	159	232	55	4	10	83	3	8	44	96	209	88	17	.352	.358	37

JEFFREY JAMES SCHWARZ

C

Goes by "JJ"

Born: Palm Beach Gardens, Florida, March 28, 1996; **Home:** Palm Beach Gardens, Florida

Bats: Right; **Throws:** Right; **Height:** 6-2; **Weight:** 215

Obtained: Selected in the eighth round of the 2018 First-Year Player Draft

Signed out of the University of Florida by Trevor Schaffer...set career highs in all major counting categories in 2021.

Year	Club	AVG.	G	AB	R	H	2B	3B	HR	RBI	SH	SF	HP	BB	SO	SB	CS	OBP	SLG	E
2018	AZL A's (R)	.389	7	18	5	7	3	0	0	4	0	0	1	6	1	0	0	.560	.556	1
	Vermont (A)	.230	18	61	7	14	2	1	0	6	0	1	1	10	17	0	0	.342	.295	3
2019	Beloit (A)	.179	24	78	6	14	1	0	3	11	0	3	1	10	21	0	0	.272	.308	3
	Stockton (A)	.109	20	64	2	7	1	0	0	3	0	0	0	7	19	0	0	.197	.125	1
2021	Midland (AA)	.240	72	254	30	61	11	1	6	36	0	1	0	37	69	0	0	.336	.362	2
Minor League Totals		.217	141	475	50	103	18	2	9	60	0	5	3	70	127	0	0	.318	.320	10

SHANE THOMAS SELMAN

OF

Born: Beaumont, Texas, August 30, 1996; **Home:** Crystal Beach, Texas

Bats: Right; **Throws:** Left; **Height:** 5-11; **Weight:** 205

Obtained: Selected in the 21st round of the 2019 First-Year Player Draft

Signed out of McNeese State University by Kelcey Mucker...selected in the 39th round of the 2018 First-Year Player Draft by the Boston Red Sox but did not sign.

Year	Club	AVG.	G	AB	R	H	2B	3B	HR	RBI	SH	SF	HP	BB	SO	SB	CS	OBP	SLG	E
2019	AZL A's (R)	.351	10	37	10	13	1	0	0	9	0	4	1	7	2	0	1	.429	.378	1
	Vermont (A)	.140	36	107	10	15	6	1	0	6	0	1	2	13	30	0	0	.244	.215	0
2021	Lansing (A)	.260	78	258	36	67	14	2	12	36	3	1	3	39	79	5	3	.362	.469	4
Minor League Totals		.236	124	402	56	95	21	3	12	51	3	6	6	59	111	5	4	.338	.393	5

JESUS MANUEL SILVERIO (MARMOLEJOS)**RHP****Born:** Puerto Plata, Dominican Republic, July 15, 2002; **Home:** Puerto Plata, Dominican Republic**Bats:** Right; **Throws:** Right; **Height:** 6-2; **Weight:** 180**Obtained:** Signed as a free agent to a minor league contract, July 2, 2019

Signed by Yendri Bachelor.

Year	Club	W	L	ERA	G	GS	CG	SHO	SV	IP	H	R	ER	HR	HB	BB	IBB	SO	WP	BK
2021	DSL A's (R)	0	0	2.57	2	1	0	0	0	7.0	4	2	2	0	2	2	0	8	3	3
	ACL A's (R)	0	1	3.48	4	3	0	0	0	10.1	11	8	4	0	3	8	0	7	4	0
Minor League Totals		0	1	3.12	6	4	0	0	0	17.1	15	10	6	0	5	10	0	15	7	3

WILLIAM COLE SIMONEIT**C****Born:** Park Ridge, Illinois, October 14, 1996; **Home:** Glen Ellyn, Illinois**Bats:** Right; **Throws:** Right; **Height:** 6-4; **Weight:** 225**Obtained:** Signed as a non-drafted free agent June 22, 2020

Signed out of Wake Forest...spent four seasons at Cornell University, earning All-Ivy League honors his final three seasons...transferred to Wake Forest as a graduate student.

Year	Club	AVG.	G	AB	R	H	2B	3B	HR	RBI	SH	SF	HP	BB	SO	SB	CS	OBP	SLG	E
2021	Lansing (A)	.273	90	322	40	88	20	1	10	53	0	1	6	38	85	7	1	.360	.435	5
Minor League Totals		.273	90	322	40	88	20	1	10	53	0	1	6	38	85	7	1	.360	.435	5

JACOB DANIEL SUDDLESON**OF**

Goes by "Jake"

Born: Los Angeles, California, December 30, 1997; **Home:** Pacific Palisades, California**Bats:** Right; **Throws:** Right; **Height:** 6-3; **Weight:** 210**Obtained:** Signed as a non-drafted free agent July 6, 2020

Signed out of Harvard University by Roland Vaughn...earned Ivy League Player of the Year honors in 2019.

Year	Club	AVG.	G	AB	R	H	2B	3B	HR	RBI	SH	SF	HP	BB	SO	SB	CS	OBP	SLG	E
2021	Lansing (A)	.284	24	95	15	27	9	1	4	19	0	2	3	7	24	1	0	.346	.526	1
	Midland (AA)	.250	67	236	39	59	6	1	7	23	0	1	10	26	56	1	0	.348	.373	2
Minor League Totals		.260	91	331	54	86	15	2	11	42	0	3	13	33	80	2	0	.347	.417	3

ANDREW PATRICK SWIFT**IF**

Goes by "Drew"

Born: Chandler, Arizona, February 15, 1999; **Home:** Chandler, Arizona**Bats:** Right; **Throws:** Right; **Height:** 6-1; **Weight:** 165**Obtained:** Selected in the eighth round of the 2021 First-Year Player Draft

Signed by Jeffrey Urlaub out of Arizona State University...led the team with a .365 average in 2020...overall, batted .277 with seven home runs and 89 RBI in 172 games over four collegiate seasons.

Year	Club	AVG.	G	AB	R	H	2B	3B	HR	RBI	SH	SF	HP	BB	SO	SB	CS	OBP	SLG	E
2021	ACL A's (R)	.000	2	4	2	0	0	0	0	0	0	0	1	1	2	0	0	.333	.000	0
	Lansing (A)	.174	32	92	18	16	5	0	1	5	2	1	2	21	34	12	1	.336	.261	1
Minor League Totals		.167	34	96	20	16	5	0	1	5	2	1	3	22	36	12	1	.336	.250	1

SKYLAR AUSTIN SZYNSKI**RHP****Born:** South Bend, Indiana, July 14, 1997; **Home:** Spartanburg, South Carolina**Bats:** Left; **Throws:** Right; **Height:** 6-1; **Weight:** 225**Obtained:** Selected in the fourth round of the 2016 First-Year Player Draft

Graduated from Penn HS (IN)...signed by Rich Sparks...missed all of 2017, 2018 and 2019 due to injury.

Year	Club	W	L	ERA	G	GS	CG	SHO	SV	IP	H	R	ER	HR	HB	BB	IBB	SO	WP	BK	
2016	AZL A's (R)	0	3	8.10	7	7	0	0	0	13.1	16	14	12	1	1	4	0	8	5	0	
2017																					Injured – Did Not Play
2018																					Injured – Did Not Play
2019																					Injured – Did Not Play
2021	ACL A's (R)	1	2	16.20	18	0	0	0	0	18.1	26	37	33	2	2	26	0	16	16	0	
Minor League Totals		1	5	12.79	25	7	0	0	0	31.2	42	51	45	3	3	30	0	24	21	0	

Born: Kurobe, Japan, February 29, 1996; **Home:** Kurobe, Japan
Bats: Right; **Throws:** Right; **Height:** 6-0; **Weight:** 190
Obtained: Signed as a minor league free agent February 6, 2020

Signed by Toshiyuki Tomizuka.

Year	Club	W	L	ERA	G	GS	CG	SHO	SV	IP	H	R	ER	HR	HB	BB	IBB	SO	WP	BK
2021	Lansing (A)	6	7	4.65	25	9	0	0	0	71.2	71	47	37	6	9	25	0	78	8	2
Minor League Totals		6	7	4.65	25	9	0	0	0	71.2	71	47	37	6	9	25	0	78	8	2

COOPER STEVEN UHL

C

Born: Newport Beach, California, October 19, 1997; **Home:** Mission Viejo, California
Bats: Right; **Throws:** Right; **Height:** 5-10; **Weight:** 198
Obtained: Signed as a free agent to a minor league contract, June 29, 2020

Signed by Dillon Tung out of Loyola Marymount University...earned WCC Defensive Player of the Year honors as a sophomore...batted .254 with two home runs and 64 RBI in four college seasons.

Year	Club	AVG.	G	AB	R	H	2B	3B	HR	RBI	SH	SF	HP	BB	SO	SB	CS	OBP	SLG	E
2021	ACL A's (R)	.000	3	4	0	0	0	0	0	0	0	0	0	1	0	0	0	.000	.000	1
	Stockton (A)	.160	20	50	6	8	2	0	1	4	0	0	11	16	0	0	0	.311	.260	0
	Lansing (A)	.115	10	26	2	3	0	0	0	3	0	0	1	3	12	0	0	.233	.115	0
	Las Vegas (AAA)	.000	2	2	0	0	0	0	0	0	0	0	0	1	1	0	0	.333	.000	0
Minor League Totals		.134	35	82	8	11	2	0	1	7	0	0	1	15	30	0	0	.276	.195	1

SAHID VALENZUELA (CASTILLO)

IF

Born: Yuma, Arizona, September 16, 1997; **Home:** Somerton, Arizona
Bats: Both; **Throws:** Right; **Height:** 5-8; **Weight:** 185
Obtained: Selected in the 13th round of the 2019 First-Year Player Draft

Signed out of the Cal State Fullerton by Anthony Aliotti...did not play after signing in 2019 due to injury.

Year	Club	AVG.	G	AB	R	H	2B	3B	HR	RBI	SH	SF	HP	BB	SO	SB	CS	OBP	SLG	E
2021	Stockton (A)	.216	60	199	32	43	9	2	1	16	1	0	8	23	51	4	0	.322	.296	8
Minor League Totals		.216	60	199	32	43	9	2	1	16	1	0	8	23	51	4	0	.322	.296	8

YERDELLUIS VARGAS (MENA)

IF

Goes by "Yerdel"

Born: Santo Domingo, Dominican Republic, February 17, 2000; **Home:** Santo Domingo, Dominican Republic
Bats: Right; **Throws:** Right; **Height:** 6-0; **Weight:** 190
Obtained: Signed as a free agent to a minor league deal on July 2, 2016

Signed by Rigoberto De Los Santos.

Year	Club	AVG.	G	AB	R	H	2B	3B	HR	RBI	SH	SF	HP	BB	SO	SB	CS	OBP	SLG	E
2017	DSL A's (R)	.173	13	52	6	9	0	0	0	6	1	1	2	0	15	1	0	.200	.173	1
2017	AZL A's (R)	.208	39	144	13	30	6	4	0	13	1	2	4	6	36	3	4	.256	.306	15
2018	AZL A's (R)	.180	19	61	15	11	1	2	0	4	1	0	0	14	20	3	1	.333	.262	8
2019	Vermont (A)	.158	60	196	20	31	5	0	4	20	1	0	2	19	73	1	1	.240	.245	11
2021	Lansing (A)	.214	35	117	7	25	6	2	1	14	1	0	1	5	34	2	0	.252	.325	5
	Midland (AA)	.128	15	47	4	6	1	0	0	0	0	0	0	20	1	0	0	.128	.149	2
Minor League Totals		.182	181	617	65	112	19	8	5	57	5	3	9	44	198	11	6	.245	.263	42

ROBIN ANTONIO VAZQUEZ (VALLEJO)**RHP****Born:** Sabana Grande de Palenque, Dominican Republic, April 15, 1998; **Home:** Sabana Grande de Palenque, Dominican Republic**Bats:** Right; **Throws:** Right; **Height:** 6-2; **Weight:** 217**Obtained:** Signed as a free agent to a minor league deal on July 2, 2018

Signed by Wilfredo Magallanes.

Year	Club	W	L	ERA	G	GS	CG	SHO	SV	IP	H	R	ER	HR	HB	BB	IBB	SO	WP	BK
2018	DSL A's (R)	1	3	2.33	8	4	0	0	1	27.0	21	12	7	0	4	14	0	16	4	0
2019	AZL A's (R)	1	1	5.66	14	10	0	0	0	49.1	58	40	31	6	9	18	0	62	11	1
2021	ACL A's (R)	2	2	4.56	13	4	0	0	1	25.2	26	14	13	0	2	18	2	21	7	2
	Stockton (A)	0	0	4.26	6	0	0	0	0	12.2	14	8	6	1	2	7	0	14	1	1
Minor League Totals		4	6	4.47	41	18	0	0	2	114.2	119	74	57	7	17	57	2	113	23	4

KYLE WILLIAM VIRBITSKY**RHP****Born:** Atlanta, Georgia, October 8, 1998; **Home:** Media, Pennsylvania**Bats:** Right; **Throws:** Right; **Height:** 6-6; **Weight:** 230**Obtained:** Selected in the 17th round of the 2021 First-Year Player Draft

Signed by Matthew Higginson...played collegiately at Penn State University...went 9-14 with a 4.45 ERA and 161 strikeouts in 153.2 innings over four seasons.

Year	Club	W	L	ERA	G	GS	CG	SHO	SV	IP	H	R	ER	HR	HB	BB	IBB	SO	WP	BK
2021	Lansing (A)	1	2	3.38	7	3	0	0	0	16.0	21	7	6	1	2	4	0	22	1	0
Minor League Totals		1	2	3.38	7	3	0	0	0	16.0	21	7	6	1	2	4	0	22	1	0

JAKE MATTHEW WALKINSHAW**RHP****Born:** Seymour, Connecticut, July 7, 1996; **Home:** Seymour, Connecticut**Bats:** Right; **Throws:** Right; **Height:** 6-3; **Weight:** 205**Obtained:** Selected in the 36th round of the 2019 First-Year Player Draft

Signed out of Southern New Hampshire University by Ronald Vaughn...earned First-Team D2CCA East All-Region and First-Team Northeast-10 All-Conference honors in 2019.

Year	Club	W	L	ERA	G	GS	CG	SHO	SV	IP	H	R	ER	HR	HB	BB	IBB	SO	WP	BK
2019	AZL A's (R)	2	0	3.28	18	0	0	0	1	24.2	26	11	9	1	1	4	0	29	6	0
2021	Stockton (A)	5	4	4.85	16	14	0	0	0	72.1	82	43	39	6	3	25	0	63	11	1
Minor League Totals		7	4	4.45	34	14	0	0	1	97.0	108	54	48	7	4	29	0	92	17	1

JOHN EDWARD WEISENBURGER III**RHP**

Goes by "Jack"

Born: Winston-Salem, North Carolina, October 8, 1997; **Home:** Belmont, Michigan**Bats:** Right; **Throws:** Right; **Height:** 6-3; **Weight:** 220**Obtained:** Selected in the 20th round of the 2019 First Year Player Draft

Signed out of the University of Michigan by Richard Sparks.

Year	Club	W	L	ERA	G	GS	CG	SHO	SV	IP	H	R	ER	HR	HB	BB	IBB	SO	WP	BK
2019	AZL A's (R)	0	1	3.00	11	1	0	0	4	15.0	7	6	5	0	1	10	0	28	7	0
2021	Lansing (A)	0	1	1.76	13	0	0	0	4	15.1	9	3	3	0	2	4	0	26	1	2
	Midland (AA)	4	0	4.58	28	0	0	0	1	37.1	37	20	19	5	1	32	1	48	9	0
Minor League Totals		4	2	3.59	52	1	0	0	9	67.2	53	29	27	5	4	46	1	102	17	2

BROCK MITCHELL WHITTLESEY**RHP****Born:** Mesa, Arizona, February 27, 1997; **Home:** Mesa, Arizona**Bats:** Right; **Throws:** Right; **Height:** 6-3; **Weight:** 210**Obtained:** Signed as an undrafted free agent July 10, 2019

Signed by Scott Cousins...made his full-season debut in 2021, setting career highs in all categories.

Year	Club	W	L	ERA	G	GS	CG	SHO	SV	IP	H	R	ER	HR	HB	BB	IBB	SO	WP	BK
2019	AZL A's (R)	5	3	4.50	18	0	0	0	1	28.0	35	21	14	0	4	4	0	29	1	0
2021	Stockton (A)	0	0	0.00	9	0	0	0	2	10.1	6	0	0	0	0	0	0	10	0	0
	Lansing (A)	5	2	4.47	32	1	0	0	5	46.1	45	26	23	4	5	11	0	52	2	0
Minor League Totals		10	5	3.93	59	1	0	0	8	84.2	86	47	37	4	9	15	0	91	3	0

JACK TANNER WINKLER**IF****Born:** Littleton, Colorado, November 4, 1998; **Home:** Littleton, Colorado**Bats:** Right; **Throws:** Right; **Height:** 6-2; **Weight:** 195**Obtained:** Selected in the 10th round of the 2021 First-Year Player Draft

Signed by Troy Stewart...played collegiately at University of San Francisco...batted .276 with 14 home runs and 104 RBI in 673 at bats over four seasons.

Year	Club	AVG.	G	AB	R	H	2B	3B	HR	RBI	SH	SF	HP	BB	SO	SB	CS	OBP	SLG	E
2021	ACL A's (R)	.286	9	28	2	8	2	1	0	3	0	1	0	2	6	2	0	.323	.429	1
	Stockton (A)	.148	15	61	8	9	3	0	0	2	0	0	2	5	14	2	2	.235	.197	1
Minor League Totals		.191	24	89	10	17	5	1	0	5	0	1	2	7	20	4	2	.263	.270	2

BRANDON MICHAEL WITHERS**RHP****Born:** Manassas, Virginia, July 4, 1994; **Home:** Manassas, Virginia**Bats:** Right; **Throws:** Right; **Height:** 6-1; **Weight:** 205**Obtained:** Selected in the 31st round of the 2017 First Year Player Draft

Played collegiately for James Madison University...signed by Dillon Tung...set a career high in strikeouts (72) and had his best full-season ERA (4.39) in 2021.

Year	Club	W	L	ERA	G	GS	CG	SHO	SV	IP	H	R	ER	HR	HB	BB	IBB	SO	WP	BK
2017	AZL A's (R)	1	2	3.60	9	0	0	0	0	15.0	10	6	6	0	1	8	0	10	2	0
2018	Vermont (A)	1	1	0.88	15	0	0	0	5	30.2	17	4	3	1	1	10	0	27	3	0
	Beloit (A)	0	0	7.20	4	0	0	0	0	5.0	10	4	4	1	0	1	0	6	1	0
2019	Beloit (A)	3	5	4.87	41	0	0	0	2	61.0	78	41	33	3	7	22	0	60	16	0
2021	Lansing (A)	3	2	4.39	35	0	0	0	0	55.1	58	36	27	4	5	22	0	72	13	0
Minor League Totals		8	10	3.93	104	0	0	0	7	167.0	173	91	73	9	14	63	0	175	35	0

DALLAS MICHAEL WOOLFOLK**RHP****Born:** Memphis, Tennessee, October 30, 1996; **Home:** Olive Branch, Mississippi**Bats:** Right; **Throws:** Right; **Height:** 6-2; **Weight:** 238**Obtained:** Selected in the 13th round of the 2018 First-Year Player Draft

Signed out of the University of Mississippi by Kelcey Mucker...made his full-season debut in 2021 and set career highs in all major counting categories.

Year	Club	W	L	ERA	G	GS	CG	SHO	SV	IP	H	R	ER	HR	HB	BB	IBB	SO	WP	BK
2018	AZL A's (R)	2	1	7.31	11	0	0	0	2	16.0	14	16	13	3	0	16	0	20	5	0
2019	AZL A's (R)	0	0	2.25	3	0	0	0	0	4.0	1	1	1	0	0	2	0	4	0	0
2021	ACL A's (R)	0	0	15.43	2	0	0	0	0	2.1	2	5	4	0	0	2	0	5	0	0
	Stockton (A)	1	3	6.68	23	1	0	0	1	33.2	38	30	25	5	1	31	0	29	8	0
Minor League Totals		3	4	6.91	39	1	0	0	3	56.0	55	52	43	8	1	51	0	58	13	0

Born: Changuinola, Panama, November 9, 2000; **Home:** Changuinola, Panama

Bats: Right; **Throws:** Right; **Height:** 5-6; **Weight:** 196


Obtained: Signed as a free agent to a minor league deal on July 2, 2017

Signed by Juan Mosquera...made his full-season debut in 2021, setting career highs in all major counting categories.

Year	Club	AVG.	G	AB	R	H	2B	3B	HR	RBI	SH	SF	HP	BB	SO	SB	CS	OBP	SLG	E
2018	DSL A's (R)	.230	53	165	18	38	7	1	0	15	1	0	4	20	21	4	4	.328	.285	9
2019	AZL A's (R)	.330	50	191	37	63	9	4	0	37	0	4	3	17	25	4	2	.386	.419	11
2021	Stockton (A)	.243	84	317	45	77	17	1	5	46	3	2	7	29	64	5	2	.318	.350	9
Minor League Totals		.264	187	673	100	178	33	6	5	98	4	6	14	66	110	13	8	.340	.354	29

The Oakland Athletics logo, featuring a stylized yellow 'A's' with a green outline, set against a green background.

Ray Fosse, April 4, 1947–October 13, 2021



MISCELLANEOUS

OAKLAND COLISEUM



The Oakland Coliseum has served as the home for the A's since the franchise moved to Oakland in 1968.

The A's have used the facility to their advantage over the years, posting a 1053-761 (.580) home record over the last 23 seasons, which is fourth best in the majors. In 2003, the A's set an Oakland record for home wins as they finished with a 57-24 (.704) record in the Coliseum, marking the most home wins in franchise history since 1931 when the Philadelphia Athletics went 60-15 at home. In addition, two of the A's World Championships have been clinched on the Coliseum's turf.

The facility is conveniently located adjacent to I-880 with two exits (Hegenberger Road/66th Avenue) leading directly to the complex. Along with the Oakland Arena, which is located adjacently, it is the only major entertainment facility with a dedicated stop on the Bay Area Rapid Transit (BART) system. The Oakland International Airport is less than a two-mile drive from the Coliseum with shuttle service to several local hotels and restaurants.

In October of 1995, the Coliseum began a one-year, \$120 million renovation project that added 22,000 new seats, 90 luxury suites, two private clubs and two state-of-the-art scoreboards.

As part of the team's new 10-year lease arrangement prior to the 2015 season, an additional \$10 million in improvements was added, including the installation of new High Definition Video boards and the addition of the Treehouse and the A's Stomping Ground.

The first crowd filled the Oakland-Alameda County Coliseum on Sept. 8, 1966, when the AFL's Oakland Raiders played the Kansas City Chiefs. The adjacent arena celebrated its grand opening on Nov. 9, 1966, when the Oakland Seals met the San Diego Gulls in hockey. The first A's game came on April 17, 1968 against the Baltimore Orioles.

In the ensuing 54 years, the facility has hosted every conceivable event in the entertainment industry, including concerts, conventions and other large gatherings. Audiences numbering over 100 million have made the Coliseum and Arena the premier entertainment facilities in Northern California.

OAKLAND COLISEUM QUICK FACTS

Location: Adjacent to 880 freeway between Hegenberger Road and 66th Avenue
Seating Capacity: 46,847
Parking Capacity: 8500 slots
Ground Breaking: April 15, 1964
First Event: Oakland Raiders vs. Kansas City Chiefs, Sept. 8, 1966
First Baseball Game: Oakland A's vs. Baltimore Orioles, Apr. 17, 1968
Complex Area: 120 acres
Surface: Natural Grass
Elevation: 22' below sea level

STADIUM DIMENSIONS

Left Field Line: 330 feet	Right Field Line: 330 feet
Straight Away Left Field: 367 feet	Straight Away Right Field: 367 feet
Left Center Field: 362 feet	Right Center Field: 362 feet
Left Center Power Alley: 388 feet	Right Center Power Alley: 388 feet
Straight Away Center Field: 400 feet	
Height of Wall: 8 feet down the lines and to center field; 15 feet in the alleys	
Distance Between First and Third Base to Bullpen Mounds: 100 feet	
Distance Between First and Third Base to Middle of Dugouts: 75 feet	

COLISEUM ATTENDANCE RECORDS

YEARLY ATTENDANCE TOTALS

Year	Home Dates	Total Home Attendance	Home Average	Single Game High-Home	Road Dates	Total Road Attendance	Road Average
1968	78	837,466	10,737	47,233, Apr. 17 vs. Baltimore	68	960,210	14,121
1969	72	778,232	10,809	35,243, May 10 vs. New York	71	992,124	13,974
1970	77	778,355	10,109	48,758, June 6 vs. Detroit	73	971,568	13,309
1971	73	914,993	12,534	42,970, May 22 vs. Minnesota	70	1,222,741	17,468
1972	70	921,323	13,162	47,741, June 12 vs. Baltimore	71	1,115,553	15,712
1973	79	1,000,763	12,668	47,570, Sept. 10 vs. Kansas City	75	1,382,250	18,430
1974	76	845,693	11,128	47,570, July 8 vs. Cleveland	77	1,526,630	19,826
1975	77	1,075,518	13,968	46,378, Aug. 11 vs. Boston	72	1,436,383	19,950
1976	79	780,593	9,881	42,592, July 24 vs. Kansas City	74	1,392,109	18,812
1977	72	495,412	6,881	32,346, May 16 vs. New York	75	1,195,138	15,935
1978	72	526,999	7,319	36,463, June 5 vs. Boston	76	1,381,142	18,173
1979	77	306,763	3,984	19,538, July 6 vs. New York	80	1,393,196	17,415
1980	75	842,259	11,230	49,300, Aug. 25 vs. New York	78	1,572,926	20,166
1981	51	1,311,761	25,721	48,592, May 3 vs. New York	51	1,105,337	21,673
1982	78	1,735,489	22,250	48,348, Apr. 6 vs. California	78	1,709,054	21,911
1983	77	1,294,941	16,817	45,413, July 4 vs. Texas	76	1,557,202	20,490
1984	79	1,353,281	17,130	46,238, May 28 vs. Detroit	79	1,565,597	19,818
1985	77	1,334,599	17,332	46,770, July 4 vs. Toronto	80	1,666,480	20,831
1986	79	1,314,646	16,641	44,726, Apr. 8 vs. Minnesota	78	1,614,837	20,703
1987	80	1,678,921	20,987	46,120, Apr. 10 vs. California	81	1,930,731	23,836
1988	79	2,287,335	28,954	45,333, Apr. 4 vs. Seattle	80	2,251,515	28,144
1989	81	2,667,225	32,929	46,163, Apr. 3 vs. Seattle	80	2,283,228	28,540
1990	80	2,900,217	36,253	45,207, Apr. 9 vs. Minnesota	79	2,597,920	32,885
1991	81	2,713,493	33,500	44,595, June 9 vs. Boston	80	2,636,157	32,952
1992	81	2,494,160	30,792	44,078, Apr. 6 vs. Kansas City	81	2,438,292	30,102
1993	79	2,035,025	25,760	43,627, July 4 vs. New York	79	2,326,919	29,455
1994	56	1,242,692	22,191	44,501, Aug. 7 vs. Texas	58	1,799,360	31,023
1995	71	1,174,310	16,540	42,596, July 3 vs. Milwaukee	71	1,753,085	24,691
1996	80	1,148,380	14,355	36,129, July 5 vs. California	79	2,091,338	26,473
1997	79	1,264,218	16,003	50,792, Sept. 1 vs. San Francisco	80	2,362,054	29,526
1998	79	1,232,339	15,599	48,241, Aug. 1 vs. Cleveland	81	2,331,755	28,787
1999	81	1,434,610	17,711	51,263, July 17 vs. San Francisco	80	2,238,111	27,976
2000	81	1,728,886	21,344	54,268, July 8 vs. Arizona	80	2,466,594	30,832
2001	81	2,133,277	26,337	51,838, July 3 vs. Anaheim	80	2,266,814	28,335
2002	81	2,169,811	26,788	55,528, Sept. 4 vs. Kansas City	81	2,416,196	29,830
2003	81	2,216,596	27,365	55,601, July 5 vs. Anaheim	80	2,151,375	26,892
2004	81	2,201,516	27,179	55,989, June 26 vs. San Francisco	81	2,585,067	31,914
2005	81	2,109,118	26,038	47,385, August 13 vs. Minnesota	81	2,420,496	29,883
2006	81	1,976,625	24,403	35,077, nine times	80	2,575,336	32,192
2007	81	1,921,834	23,726	35,077, nine times	81	2,649,528	32,710
2008	81	1,665,256	20,559	44,735, March 26 vs. Boston*	79	2,365,526	29,943
2009	81	1,408,783	17,392	36,067, April 10 vs. Seattle	80	2,316,520	28,957
2010	81	1,418,391	17,511	35,067, twice	81	2,407,313	29,720
2011	80	1,476,791	18,460	36,067, four times	81	2,468,614	30,477
2012	81	1,679,013	20,729	44,227, March 28 vs. Seattle*	81	2,428,269	29,979
2013	81	1,809,302	22,337	36,067, five times	81	2,374,402	29,314
2014	80	2,003,628	25,045	36,067, 12 times	81	2,329,345	28,757
2015	81	1,768,175	21,829	36,067, four times	81	2,391,645	29,526
2016	81	1,521,506	18,784	36,067, June 30 vs. San Francisco	81	2,390,449	29,512
2017	80	1,475,721	18,447	40,019, July 3 vs. Chicago (AL)	80	2,357,284	29,466
2018	80	1,527,588	19,095	56,310, July 21 vs. San Francisco	80	2,299,865	28,748
2019	81	1,662,211	20,521	53,367, Aug. 24 vs. San Francisco	81	2,236,823	27,615
2020	32	—	—	—	28	—	—
2021	80	701,430	8,767	40,133, Aug. 20 vs. San Francisco	81	1,545,914	19,085
Totals	4121	79,297,501	19,242		4103	104,244,317	25,407
Yearly Average		1,496,179				1,966,873	

* Tokyo, Japan

Totals and averages do not include 2020 season

ALL-TIME OAKLAND ATTENDANCE RECORDS

Season	Total	5,498,137 (1990)
	Home	2,900,217 (1990)
	Road	2,649,528 (2007)
	Homestand	518,534 (July 12-26, 1990; 14 dates)
	Homestand Avg.	39,667 (Aug. 7-12, 2001; 238,000; 6 dates)
	Road Trip	450,462 (June 14-27, 2002; 13 dates)
	Home vs. One Club	296,512 (Los Angeles-AL, 2005; 10 dates)
	Road vs. One Club	443,347 (Texas, 2012; 10 dates)
	Home Sellouts	20 (1990)
	Consecutive Sellouts	5 (July 22-26, 1989; Baltimore 2 and California 3)
Single Game	Home	56,310 (San Francisco; July 21, 2018-N)
	Home, Regular Season	56,310 (San Francisco; July 21, 2018-N)
	Road	62,038 (San Francisco; Oct. 27, 1989-N)
	Road, Regular Season	61,696 (California; Aug. 11, 1989-N)
	Day, Home	55,413 (San Francisco; June 22, 2003)
	Day, Road	60,326 (California; Aug. 13, 1989)
	Night, Home	56,310 (San Francisco; July 21, 2018-N)
	Smallest, Home	653 (Seattle; Apr. 17, 1979-N)
	Smallest, Road	1,201 (Baltimore; May 11, 1989-D)
	Doubleheader	Home
Road		53,565 (Detroit; July 25, 1971-D)
Twi-Night, Home		47,768 (New York; June 13, 1980)
Twi-Night, Road		51,017 (Minnesota; July 28, 1990)
Season Opener	Home	53,498 (Detroit; Apr. 3, 2000-N)
	Home, Secondary	47,233 (Baltimore; Apr. 17, 1968-N)
	Road	52,012 (Milwaukee; Apr. 5, 1994-D)
Three Date Series	Home	158,152 (San Francisco; June 25-27, 2004)
	Road	175,058 (California; Aug. 11-13, 1989)
Four Date Series	Home	162,410 (New York; July 18-21, 1991)
	Road	201,607 (Toronto; July 9-12, 1992)

TOP REGULAR SEASON CROWDS IN OAKLAND

Attend.	Opponent	Date	Day	W-L
56,310	San Francisco	July 21, 2018	Saturday-N	W
55,989	San Francisco	June 26, 2004	Saturday-N	W
55,601	Anaheim	July 5, 2003	Saturday-N	L
55,528	Kansas City	Sept. 4, 2002	Wednesday-N	W
55,413	San Francisco	June 22, 2003	Sunday-D	W
54,513	New York	Apr. 24, 2002	Wednesday-N	L
54,268	Arizona	July 8, 2000	Saturday-N	W
54,123	San Francisco	June 30, 2002	Sunday-D	W
53,974	San Francisco	June 27, 2004	Sunday-D	L
53,802	Kansas City	July 5, 2002	Friday-N	W

LARGEST COLISEUM BASEBALL CROWDS

Attend.	Opponent	Date	Day	W-L
56,310	San Francisco	July 21, 2018	—	W
55,989	San Francisco	June 26, 2004	—	W
55,861	New York	Oct. 13, 2001	ALDS, Game 3	L
55,601	Anaheim	July 5, 2003	Fireworks	L
55,528	Kansas City	Sept. 4, 2002	AL Record 20th straight win	W
55,413	San Francisco	June 22, 2003	—	W
54,513	New York	Apr. 24, 2002	—	L
54,268	Arizona	July 8, 2000	Fireworks	W
54,123	San Francisco	June 30, 2002	—	W
54,005	Tampa Bay	October 2, 2019	ALWC	L

TOP REGULAR SEASON CROWDS ON THE ROAD

Attend.	Opponent	Date	Day	W-L
61,696	California	Aug. 11, 1989	Friday-N	W
60,326	California	Aug. 13, 1989	Sunday-D	L
58,963	California	Apr. 24, 1982	Saturday-N	L
56,717	New York	Apr. 10, 1998	Friday-D	L
56,710	New York	Apr. 11, 1997	Friday-D	W
56,535	Seattle	Sept. 20, 1996	Friday-N	L
56,103	Seattle	Sept. 21, 1996	Saturday-N	L
55,927	Seattle	Sept. 28, 1997	Sunday-D	W
55,588	Seattle	Sept. 26, 1997	Friday-N	W
55,034	New York	May 30, 1987	Sunday-D	L

LARGEST CROWDS ON THE ROAD

Attend.	Opponent	Date	Day	W-L
62,038	San Francisco	Oct. 27, 1989	World Series, Game 3	W
62,032	San Francisco	Oct. 28, 1989	World Series, Game 4	W
61,696	California	Aug. 11, 1989	—	W
60,326	California	Aug. 13, 1989	—	L
58,963	California	Apr. 24, 1982	—	L
56,915	New York	Oct. 7, 2000	ALDS, Game 4	W
56,717	New York	Apr. 10, 1998	—	L
56,710	New York	Apr. 11, 1997	—	W
56,697	New York	Oct. 10, 2001	ALDS, Game 1	W
56,684	New York	Oct. 11, 2001	ALDS, Game 2	W

TOP REGULAR SEASON CROWDS VS. CLUBS

Club	Attendance	Date
Arizona	54,268	July 8, 2000
Atlanta	35,618	June 11, 2003
Baltimore	47,741	June 12, 1972
Boston	50,863	Aug. 8, 2001
Chicago	45,712	July 2, 2005
Chicago (NL)	35,067	July 3, 2013
Cincinnati	29,601	June 9, 2004
Cleveland	48,241	Aug. 1, 1998
Colorado	25,333	June 15, 1997
Detroit	53,498	Apr. 3, 2000
Houston	35,065	June 9, 2002
Kansas City	55,528	Sept. 4, 2002
Los Angeles	55,601	July 5, 2003
Los Angeles (NL)	35,163	July 14, 2001
Milwaukee	45,398	Apr. 3, 1984

Club	Attendance	Date
Miami	22,461	June 22, 2008
Minnesota	47,385	Aug. 13, 2005
New York	54,513	Apr. 24, 2002
New York (NL)	27,598	June 15, 2005
Philadelphia	35,067	Sept. 19, 2014
Pittsburgh	34,328	June 13, 2004
San Diego	40,374	July 2, 1998
San Francisco	56,310	July 21, 2018
Seattle	46,786	Apr. 17, 1981
St. Louis	35,077	June 17, 2007
Tampa Bay	48,089	August 28, 2004
Texas	45,606	Oct. 1, 2000
Toronto	46,770	July 4, 1985
Washington	36,067	May 10, 2014

TOP REGULAR SEASON CROWDS BY BALLPARK

Club	Ballpark	Att.	Date
Arizona	Chase Field	36,976	July 7, 2001
Atlanta	Turner Field	40,760	Aug. 16, 2014
Baltimore	Camden Yards	48,271	April 4, 2005
Boston	Fenway Park	38,294	July 6, 2009
Chicago	Guaranteed Rate Field	42,483	June 6, 1992
Chicago (NL)	Wrigley Field	40,721	Aug. 5, 2019
Cincinnati	Great American	34,640	Aug. 6, 2013
Cleveland	Progressive Field	43,276	Aug. 24, 2000
Colorado	Coors Field	48,308	Aug. 30, 1997
Detroit	Comerica Park	42,477	June 30, 2014
Houston	Minute Maid Park	43,171	Aug. 27, 2018
Kansas City	Kauffman Stadium	41,329	Sept. 21, 1980
Los Angeles	Angel Stadium	61,696	Aug. 11, 1989
Los Angeles (NL)	Dodger Stadium	51,788	July 29, 2015
Miami	Marlins Park	21,917	June 29, 2014

Club	Ballpark	Att.	Date
Milwaukee	Miller Park	25,912	June 5, 2013
Minnesota	Target Field	40,847	Sept. 18, 2010
New York	Yankee Stadium	47,343	Aug. 23, 2011
New York (NL)	Citi Field	39,629	July 22, 2017
Philadelphia	Citizens Bank	45,863	June 26, 2011
Pittsburgh	PNC Park	30,549	June 19, 2002
San Diego	Petco Park	40,162	July 27, 2021
San Francisco	AT&T Park	43,069	May 21, 2005
Seattle	Safeco Field	47,065	April 8, 2016
St. Louis	Busch Stadium	44,871	June 26, 2019
Tampa Bay	Tropicana Field	35,325	July 26, 1998
Texas	Rangers Ballpark	50,708	July 31, 2004
Toronto	Rogers Centre	50,529	Sept. 8, 1993
Washington	Nationals Park	—	—

COLISEUM RAINOUTS & SHORTENED GAMES

RAINFALLS AT THE COLISEUM

1972	Sept. 25 vs. Minnesota	1982	Apr. 10 vs. Seattle	1993	Apr. 23 vs. Cleveland	2014	Mar. 29 vs. San Fran.*
	Sept. 26 vs. Minnesota	1983	Apr. 23 vs. Boston		May 27 vs. Minnesota		Apr. 1 vs. Cleveland
	Oct. 17 vs. Cincinnati		Apr. 30 vs. Detroit		May 15 vs. Baltimore		Apr. 4 vs. Seattle
1978	April 15 vs. California		Sept. 30 vs. Chicago	1997	Aug. 19 vs. Boston	2017	April 16 vs. Houston
	Apr. 24 vs. Minnesota	1988	May 6 vs. Cleveland	1998	Apr. 3 vs. New York		
1979	Apr. 26 vs. New York	1990	May 27 vs. Cleveland		May 5 vs. Detroit		<i>*indicates Spring Training</i>

SHORTENED GAMES IN OAKLAND

1968	vs. Detroit, May 24 (called after 7 innings tied at 2-2)
1971	vs. Kansas City, April 9 (called after top of the 6th; A's won 5-0)
1999	vs. New York, April 5 (called after 8 innings; A's won 5-3)
2002	vs. Seattle, April 16 (called after top of the 7th; A's lost 6-2)
2005	vs. Texas, May 4 (called after top of the 9th; A's lost 16-7)
2012	vs. Kansas City, April 10 (called with two outs in top of 8th; A's lost 3-0)

COLISEUM GROUND RULES

Fly ball striking foul poles and/or screen above fence	Home Run
Ball sticking or going behind fence padding in right or left field	Two Bases
Ball going into bullpen bench and rebounding on to playing field	In Play
Ball remaining on or under bullpen bench	Two Bases
Ball hitting any portion of the fence or screen in back of home plate	In Play

MEDIA INFORMATION AND POLICIES

Coming soon.

OAKLAND ATHLETICS COMMUNICATIONS DEPARTMENT

Communications Staff

	Direct Phone	E-Mail Address
Catherine Aker, Vice President, Marketing and Communications	(510) 563-2380	caker@athletics.com
Mark Ling, Director of Baseball Communications	746-4418	miling@athletics.com
Erica George, Director of Communications and Content	746-4419	egeorge@athletics.com
Mike Selleck, Baseball Information Manager	563-2233	mselleck@athletics.com
Olivia Hummer, Baseball Communications Manager	563-2207	ohummer@athletics.com
Greg Korn, Baseball Communications Coordinator	496-8118	gkorn@athletics.com

7000 Coliseum Way • Oakland, CA 94621
(510) 638-4900

Virtual Press Box: pressbox.athletics.com
Website: athletics.com

ATHLETICS ON THE AIR

KEN KORACH

Radio Play-by-Play

The 2022 season marks Ken Korach's 31st year in the American League, his 27th with the A's and his 17th as the team's lead radio announcer. In the long history of the A's in Oakland, he has spent the most time doing play-by-play on radio for the A's.

Korach's first MLB job was in Chicago, where he spent four years broadcasting mostly weekend games for the White Sox. He also spent six full seasons in the minor leagues, beginning in 1984 with the Redwood Pioneers of the California League. He also worked in the Pacific Coast League in Phoenix (1986-87) and Las Vegas (1989-91).


Korach was hired in 1985 to broadcast San Jose State football on KCBS Radio and he spent 22 years doing football and basketball on radio and television for Sonoma State, San Jose State and UNLV.

He is the author of *Holy Toledo, Lessons from Bill King, Renaissance Man of the Mic*, which was published by Wellstone Books in 2013, spent over a month as the number one best-selling baseball book on Amazon.com, and is Ken's homage to the 2017 Ford C. Frick Award recipient. Ken's second book, *If These Walls Could Talk: Oakland A's*, cowritten by then-San Francisco Chronicle A's beat writer Susan Slusser, was released in the spring of 2019 by Triumph Books.

Korach was inducted into the Bay Area Radio Hall of Fame in September of 2019 and honored as the 2013 California Sportscaster of the Year and the 2001 Nevada Sportscaster of the Year by the National Sports Media Association. He was inducted in 2017 into the Jewish Sports Hall of Fame of Northern California and in 2003 into the Nevada Broadcasters Hall of Fame.

His charitable work includes the establishment of Ken Korach's A's Winning for the Community, which raised \$50,000 for the high school baseball programs in Oakland, including Ken's personal contribution of \$15,000.

Korach is a graduate of UC Santa Barbara and he and his wife Denise are parents of their daughter, Emilee. They make their home in Henderson, Nev. and Pleasanton, Calif.



VINCE COTRONEO

Radio Play-by-Play

Vince Cotroneo begins his 17th season in the A's radio booth, where he again will work with broadcast partner Ken Korach in continuing the team's tradition of broadcasting excellence.

Prior to joining the A's, Cotroneo spent six seasons (1998-2003) as an announcer on the Texas Rangers broadcasts, where he partnered with Eric Nadel on the Rangers Radio Network. He also worked over 20 games on the television side during the 2002 season. Cotroneo joined the Rangers broadcast team in 1998 after spending seven seasons (1991-97) with the Houston Astros.

A 33-year broadcasting veteran, Cotroneo began his career with the Single-A Lynchburg Mets in 1984. He spent the next three seasons with the Double-A El Paso Diablos in the Milwaukee system before moving on to the Triple-A Iowa Cubs for the 1988 season. In his only season with Iowa, he was selected as the National Association's Minor League Announcer of the Year. Cotroneo joined the Astros organization the following season and was the radio voice of the Tucson Toros for two seasons (1989-90) before landing his first Major League job with the Astros in 1991.

A 1983 graduate of the University of Central Florida, Cotroneo and his wife, Veronica, have three children, Dominic, Olivia and Sophia.



GLEN KUIPER

Television Play-by-Play

Glen Kuiper begins his 19th season in the A's television booth as the club's lead play-by-play voice.

Kuiper has covered the Bay Area baseball scene for NBC Sports California since 1992, serving as pre-game host and fill-in play-by-play announcer for both A's and Giants telecasts. He has also worked on Comcast SportsNet's Golden State Warriors and San Jose Sharks telecasts, along with numerous collegiate assignments and sideline reporting duties for select National Football League games on Fox. Kuiper has won 13 Northern California Emmy Awards for his coverage of Bay Area sports teams.

Glen is the youngest brother in a talented broadcasting family. His oldest brother, Duane, is a longtime member of the San Francisco Giants announcing team while older brother, Jeff, produces the Giants NBC Sports Bay Area telecasts.

Kuiper graduated from San Francisco State University with a bachelor's degree in broadcasting. He also attended the University of New Orleans and spent three years in the minor leagues. A native of Racine, Wis., Kuiper resides in Danville, Calif., with his wife, Amanda and two children, Jack and Annette.



DALLAS BRADEN

Television Analyst

Dallas Braden enters his fifth season as an A's television color commentator after spending 2017 as a pre- and postgame host for NBC Sports California.

Braden was Oakland's 24th round pick in 2004 and made his Major League debut with the A's in 2007. In his five-year playing career—all with Oakland—he compiled a 26-36 record to go along with a 4.16 career ERA. The highlight of Braden's playing career came on May 9, 2010, when he threw the 19th perfect game in MLB history against the Tampa Bay Rays on Mother's Day.

After retiring in 2014, Braden joined ESPN as a studio and color analyst. He left ESPN in 2017 to join NBC Sports California.

A native of Stockton, Calif., Braden resides in Simi Valley, Calif., with his wife, Meg, their daughters Kinslee and Marlee, and his grandmother Peggy.



CHRIS TOWNSEND

Host and Senior Broadcast Producer

Chris Townsend enters his fourth season as Host and Senior Broadcast Producer for A's Cast. In this role, he is responsible for creating and delivering multimedia A's content across multiple platforms.

Townsend also hosts A's Cast Live, the A's pre- and postgame shows and is an in-studio host during the broadcasts. Fans will continue to be able to engage with him during the games on his social media channels.

Townsend has worked in numerous capacities covering the A's, from prior roles in both TV and radio. He joins the A's after working for a number of local sports companies, including Oakland Raiders, 95.7 The Game, KNBR 680 and CSN Sports Bay Area. Chris has lived in the Bay Area for more than 25 years after attending San Jose State and playing baseball for the Spartans.

His grandfather Bob Elliott was the first third baseman in baseball history to win the MVP in 1947. Elliott was a seven-time All-Star during his 15 year career. He also was the manager of the Kansas City Athletics in 1960.



AMAURY PI-GONZÁLEZ

Radio Play-by-Play (Spanish)

Amaury Pi-González, a pioneer in establishing Spanish baseball radio play-by-play in the Bay Area, serves as the “Voice of the A’s” for Spanish broadcasts. This will be his 29th season doing A’s broadcasts, having filled that role from 1978-93, 2009-10 and again the past 10 seasons.

Well-known and respected in both English and Spanish media circles, Pi-González enters his 45th season in Major League Baseball in 2022. He began his career in 1977 with the Athletics and has also broadcast

for the San Francisco Giants, Seattle Mariners, and Los Angeles Angels. He was the Spanish play-by-play on Television for the Los Angeles Angels on Fox Deportes LA from 2010-17. Amaury also produces and hosts “Béisbol en la Bahía” for KIQI 1010 AM.

During his tenure, Pi-González has called the 1986 World Series for CBS Hispanic Network, the 1988, 1989 and 1990 Series for the A’s, and the 2002 Series for the Giants. The Fremont, Calif., resident previously served five years as sports anchor for Telemundo TV48 in San Jose and was the Spanish voice for the NBA’s Golden State Warriors (1992-98) and Los Angeles Clippers. In addition, he was the English voice for the Caribbean World Series for Fox Sports International in 2001 and 2002. Most recently, he called the A’s playoff runs from the 2018-20 seasons for A’s radio and provided color commentary for a San Jose Sharks game via their Spanish Radio/TV SAP audio formats for the past three years (2018-20). He is a regular contributor to SportsRadioService.com, including a weekly podcast.

Born in Cuba, Amaury was inducted into the Cuban Sports Hall of Fame in 2004 and into the Hispanic Heritage Baseball Museum in 2004. He was inducted into the Bay Area Radio Hall of Fame in 2009 and is a cofounder and vice president of the Hispanic Heritage Baseball Museum and Hall of Fame, a Bay Area based non-profit. He was named to the New York City Advisory Board of the American Sportscasters Association in 2016 and remains on the board today. Pi-Gonzalez also called the victory parades for the Giants in 2010, 2012 and 2014, for the Warriors in 2015, and Sharks games in the Stanley Cup Finals in 2016 for Telemundo.



MANOLO HERNÁNDEZ-DOUEN

Radio Analyst and Play-by-Play (Spanish)

Manolo Hernández-Douen is in his 14th season as the Athletics analyst and play-by-play announcer for Spanish broadcasts. He has over 50 years of experience in journalism and has covered a variety of sports during that span.

A graduate of Universidad Católica Andrés Bello in his native Caracas, Hernández-Douen has covered the Olympic and Pan American Games, world championship boxing matches and winter league baseball, including the Caribbean Series. He was Venezuela’s Sportswriter of the Year in 1979 and for five seasons was the basketball radio analyst for the Caracas Liga Especial de Baloncesto team.

Since moving to California in 1982, he has covered the NBA and Major League Baseball for several of the highest circulation Spanish newspapers in the United States including La Opinión in Los Angeles.



2022 A’S RADIO NETWORK

Station	On Dial	City	Station	On Dial	City	Station	On Dial	City
Bloomberg	960 AM/ 103.7 HD-2	Bay Area	KFIG/KFTP	1430 AM/ 790 AM	Fresno	KRKC	1490 AM	King City
KAHI	104.5 FM/ 950 AM	Auburn	KHTK	1140 AM	Sacramento	KUKI	1400 AM/ 103.3 FM	Ukiah
KATA	1340 AM	Eureka	KNRO	1400 AM/ 103.9 FM	Redding	KXBX	1270 AM	Lakeport
KBLF	1490 AM	Red Bluff	KPAY	1290 AM	Chico	*KIQI	1010 AM	San Francisco
KDAC	1230 AM	Ft. Bragg	KPOD	1240 AM/ 106.7 FM	Crecent City	*KATD	990 AM	Pittsburg/ Antioch
KESP	970 AM	Modesto						

*Spanish Radio Network

Most recently, he was the Sports Editor for El Nuevo Herald in Miami from 2000 to 2007, covered feature stories for *lasmayores.com* (MLB in Spanish) from 2008-17. He's *beisbolporgotas.com*'s Editor/Writer and is in charge of his own sports podcast, *AcciónXGotas*.

A proud father of two, Franklin and Cristina, and Kayla's, Khloe's and Liliana's grandfather, Manolo resides in San Leandro.


JOSE LUIS ORELLANA

Radio Analyst (Spanish)

Jose Luis Orellana is in his 11th season serving as the Athletics Spanish radio engineer and broadcaster. He has more than 38 years of experience in radio covering multiple sports.

A graduate of the University of El Salvador, Orellana began his career in 1980 covering first division soccer in his native El Salvador. During his career, he was a correspondent for "Punto Deportivo" and has covered events including the 1986 World Cup in Mexico, 1994 World Cup in the United States and the 1998 World Cup in France, as well as the 2002 Central America Student Games in El Salvador.

Orellana has two children, Jose and Carlos Alberto, and resides in Antioch.



ATHLETICS BROADCAST HISTORY

1938	WIBG: By Saam	1971	KEEN: Monte Moore, Bob Elson, Red Rush KBHK-TV: Monte Moore, Bob Elson	1981	KSFO: Bill King, Lon Simmons, Wayne Hagin KPIX-TV: Bill King, Wayne Walker KIQI (Spanish): Amaury Pi-González, Julio Gonzalez
1939	WIBG: By Saam	1972	KEEN: Monte Moore, Jim Woods, Jim Piersall KBHK-TV: Monte Moore, Jim Woods	1982	KSFO: Bill King, Lon Simmons, Wayne Hagin KCRA-TV: Bill King, Lon Simmons, Harmon Killebrew KIQI (Spanish): Amaury Pi-González, Julio Gonzalez
1940	WIBG: By Saam, Claude Haring	1973	KEEN: Monte Moore, Jim Woods KTVU-TV: Monte Moore, Jim Woods	1983	KSFO: Bill King, Lon Simmons, Wayne Hagin KBHK-TV: Bill King, Lon Simmons, Bill Rigney KIQI (Spanish): Amaury Pi-González, Julio Gonzalez
1941	WIBG: By Saam, Claude Haring	1974	KEEN: Monte Moore, Jon Miller, Bill Rigney KTVU-TV: Monte Moore, Jon Miller	1984	KSFO: Bill King, Lon Simmons, Wayne Hagin KBHK-TV: Bill King, Lon Simmons, Bill Rigney KBRQ (Spanish): Amaury Pi-González, Julio Gonzalez
1942	WIBG: By Saam, Claude Haring	1975	KEEN: Monte Moore, Bob Waller KPIX-TV: Monte Moore, Bob Waller	1985	KSFO: Bill King, Lon Simmons, Wayne Hagin KPIX-TV: Bill King, Lon Simmons, Ted Robinson KBRG (Spanish): Amaury Pi-González, Julio Gonzalez
1943	WIBG: By Saam, Claude Haring	1976	KNBR: Monte Moore, Bob Waller KPIX-TV: Monte Moore, Wayne Walker	1986	KSFO: Bill King, Lon Simmons, Ray Fosse KPIX-TV: Bill King, Lon Simmons, Ted Robinson KBRG (Spanish): Amaury Pi-González, Julio Gonzalez
1944	WIBG: By Saam, Claude Haring	1977	KNBR: Monte Moore, Bob Waller KPIX-TV: Monte Moore, Wayne Walker KBRG (Spanish): Amaury Pi-González, Julio Gonzalez		
1945	WIBG: By Saam, Claude Haring	1978	KNEW: Bud Foster, Jim Peterson, Curt Flood KPIX-TV: Monte Moore, Wayne Walker, Curt Flood KBRG (Spanish): Amaury Pi-González, Julio Gonzalez		
1946	WIBG: By Saam, Claude Haring	1979	KKIS: Red Rush, Hal Ramey KPIX-TV: Monte Moore, Wayne Walker KBRG (Spanish): Amaury Pi-González, Julio Gonzalez		
1947	WIBG: By Saam, Claude Haring	1980	KDIA: Red Rush, Dom Valentino, Ted Robinson KPIX-TV: Monte Moore, Wayne Walker KBRG (Spanish): Amaury Pi-González, Julio Gonzalez		
1948	WIBG: By Saam, Claude Haring				
1949	WIBG: By Saam, Claude Haring				
1950	WIBG: By Saam, Claude Haring				
1951	WIBG: By Saam, Claude Haring				
1952	WIBG: By Saam, Claude Haring				
1953	WIBG: By Saam, Claude Haring				
1954	WIBG: By Saam, Claude Haring				
1955	WDAF: Merle Harmon, Larry Ray				
1956	WDAF: Merle Harmon, Larry Ray				
1957	WDAF: Merle Harmon, Ed Edwards				
1958	WDAF: Merle Harmon, Ed Edwards, Bill Grigsby				
1959	WDAF: Merle Harmon, Bill Grigsby				
1960	WDAF: Merle Harmon, Bill Grigsby				
1961	WDAF: Merle Harmon, Bill Grigsby				
1962	KCMO: Monte Moore, Bruce Rice				
1963	KCMO: Monte Moore, George Bryson				
1964	KCMO: Monte Moore, George Bryson				
1965	KCMO: Monte Moore, Red Rush				
1966	KCMO: Monte Moore, Lynn Faris				
1967	KCMO: Monte Moore, Lynn Faris				
1968	KNBR: Monte Moore, Al Helfer KBHK-TV: Monte Moore, Al Helfer				
1969	KNBR: Monte Moore, Al Helfer KBHK-TV: Monte Moore, Al Helfer				
1970	KNBR: Monte Moore, Harry Caray KBHK-TV: Monte Moore, Harry Caray				

1987	KSFO: Bill King, Lon Simmons, Ray Fosse KPIX-TV: Bill King, Lon Simmons, Ted Robinson KBRC (Spanish): Amaury Pi-González, Erwin Higueros	1994	KFRC: Bill King, Lon Simmons, Ray Fosse KRON-TV, SportsChannel: Greg Papa, Dick Stockton, Ray Fosse KNTA (Spanish): Amaury Pi-González, Erwin Higueros, Evelio Mendoza KSTS-TV (Spanish): Erwin Higueros, Amaury Pi-González KCNS-TV (Cantonese/Mandarin)	2003	KFRC: Bill King, Ken Korach, Ray Fosse KICU-TV, Fox Sports Bay Area: Greg Papa, Ray Fosse KKSF (Spanish): Julio Gonzalez, Fernando Areas
1988	KSFO: Bill King, Lon Simmons, Ray Fosse KPIX-TV: Monte Moore, John Shrader, Ray Fosse KNTA (Spanish): Amaury Pi-González, Erwin Higueros, Evelio Mendoza	1995	KFRC: Bill King, Lon Simmons, Ray Fosse KRON-TV, SportsChannel: Greg Papa, Dick Stockton, Ray Fosse KNTA (Spanish): Erwin Higueros, Carlos Cesar Rivera KSTS-TV (Spanish): Erwin Higueros, Ramon Diaz	2004	KFRC: Bill King, Ken Korach, Ray Fosse KICU-TV, Fox Sports Bay Area: Hank Greenwald, Ray Fosse, Glen Kuiper, Tim Roye KKSF (Spanish): Julio Gonzalez, Fernando Areas
1989	KSFO: Bill King, Lon Simmons, Ray Fosse KPIX-TV, KICU-TV: Monte Moore, John Shrader, Ray Fosse KNTA (Spanish): Amaury Pi-González, Erwin Higueros, Evelio Mendoza	1996	KFRC: Bill King, Ken Korach, Ray Fosse KRON-TV, Sports Channel: Greg Papa, Ken Wilson, Ray Fosse KNTA (Spanish): Tito Fuentes, Carlos Cesar Rivera KSTS-TV (Spanish): Erwin Higueros, Ramon Diaz	2005	KFRC: Bill King, Ken Korach, Ray Fosse KICU-TV, Fox Sports Bay Area: Hank Greenwald, Ray Fosse, Glen Kuiper, Tim Roye KKSF (Spanish): Fernando Areas, Jose Castro
1990	KSFO: Bill King, Lon Simmons, Ray Fosse KPIX-TV, KICU-TV, SportsChannel: Monte Moore, Ray Fosse KNTA (Spanish): Amaury Pi-González, Erwin Higueros, Evelio Mendoza	1997	KFRC: Bill King, Ken Korach, Ray Fosse KRON-TV, SportsChannel: Greg Papa, Ken Wilson, Ray Fosse KNTA (Spanish): Tito Fuentes, Carlos Cesar Rivera KSTS-TV (Spanish): Erwin Higueros, Ramon Diaz	2006	KFCY: Ken Korach, Vince Cotroneo, Ray Fosse KICU-TV, Fox Sports Bay Area: Glen Kuiper, Ray Fosse, Tim Roye
1991	KSFO: Bill King, Lon Simmons, Ray Fosse KPIX-TV, KICU-TV, SportsChannel: Monte Moore, Ray Fosse, Greg Papa, Reggie Jackson, Bill Rigney KNTA (Spanish): Amaury Pi-González, Erwin Higueros, Evelio Mendoza	1998	KFRC: Bill King, Ken Korach, Ray Fosse KRON-TV, Fox Sports Bay Area: Greg Papa, Ken Wilson, Ray Fosse	2007	KFRC/KYCY: Ken Korach, Vince Cotroneo, Ray Fosse KICU-TV, Fox Sports Bay Area: Glen Kuiper, Ray Fosse
1992	KSFO: Bill King, Lon Simmons, Ray Fosse KPIX-TV, KICU-TV, SportsChannel: Monte Moore, Ray Fosse, Greg Papa, Reggie Jackson, Bill Rigney KNTA (Spanish): Amaury Pi-González, Erwin Higueros, Evelio Mendoza	1999	KABL: Bill King, Ken Korach, Ray Fosse KICU-TV, Fox Sports Bay Area: Greg Papa, Ray Fosse	2008	KFRC/KYCY: Ken Korach, Vince Cotroneo, Ray Fosse KICU-TV, Comcast SportsNet Bay Area: Glen Kuiper, Ray Fosse
1993	KNEW: Bill King, Lon Simmons, Ray Fosse KRON-TV, SportsChannel: Greg Papa, Dick Stockton, Ray Fosse KNTA (Spanish): Amaury Pi-González, Erwin Higueros, Evelio Mendoza	2000	KABL: Bill King, Ken Korach, Ray Fosse KICU-TV, Fox Sports Bay Area: Greg Papa, Ray Fosse	2009	KTRB: Ken Korach, Vince Cotroneo, Ray Fosse Comcast SportsNet California: Glen Kuiper, Ray Fosse KDIA (Spanish): Amaury Pi-González, Manolo Hernández-Douen
		2001	KABL: Bill King, Ken Korach, Ray Fosse KICU-TV, Fox Sports Bay Area: Greg Papa, Ray Fosse	2010	KTRB: Ken Korach, Vince Cotroneo, Ray Fosse Comcast SportsNet California: Glen Kuiper, Ray Fosse KDIA (Spanish): Amaury Pi-González, Manolo Hernández-Douen
		2002	KFRC: Bill King, Ken Korach, Ray Fosse KICU-TV, Fox Sports Bay Area: Greg Papa, Ray Fosse	2011	95.7 FM THE GAME: Ken Korach, Vince Cotroneo Comcast SportsNet California: Glen Kuiper, Ray Fosse

A'S CAST

A's Cast is a free 24/7 streaming station on the iHeartRadio app that allows Oakland A's fans, and baseball fans alike, to experience exclusive live and recorded content throughout each day in the Bay Area. A's Cast includes all live game broadcasts and over 10 unique podcast titles that are transmitted on the iHeartRadio web and mobile platforms. Each show is also available on-demand for users outside of Northern California on Athletics.com/AsCast.

2012 95.7 FM THE GAME: Ken Korach, Vince Cotroneo, Ray Fosse
Comcast SportsNet California:
Glen Kuiper, Ray Fosse, Scott Hatteberg
KIQI (Spanish): Amaury Pi-González, Manolo Hernández-Douen

2013 95.7 FM THE GAME: Ken Korach, Vince Cotroneo, Ray Fosse
Comcast SportsNet California:
Glen Kuiper, Ray Fosse, Scott Hatteberg
KIQI (Spanish): Amaury Pi-González, Manolo Hernández-Douen

2014 95.7 FM THE GAME: Ken Korach, Vince Cotroneo, Ray Fosse
Comcast SportsNet California:
Glen Kuiper, Ray Fosse, Shooty Babitt
KIQI (Spanish): Amaury Pi-González, Manolo Hernández-Douen

2015 95.7 FM THE GAME: Ken Korach, Vince Cotroneo, Ray Fosse
Comcast SportsNet California:
Glen Kuiper, Ray Fosse, Eric Chavez
KIQI (Spanish): Amaury Pi-González, Manolo Hernández-Douen

2016 95.7 FM THE GAME: Ken Korach, Vince Cotroneo, Ray Fosse
Comcast SportsNet California:
Glen Kuiper, Ray Fosse, Mark Mulder
KIQI (Spanish): Amaury Pi-González, Manolo Hernández-Douen

2017 95.7 FM THE GAME: Ken Korach, Vince Cotroneo, Ray Fosse
NBC Sports California:
Glen Kuiper, Ray Fosse, Mark Mulder
KIQI (Spanish): Amaury Pi-González, Manolo Hernández-Douen

2018 95.7 FM THE GAME: Ken Korach, Vince Cotroneo, Ray Fosse
NBC Sports California:
Glen Kuiper, Ray Fosse, Dallas Braden
KIQI (Spanish): Amaury Pi-González, Manolo Hernández-Douen, Luis Orellana

2019 KTRB/KHTK/A's Cast on TuneIn:
Ken Korach, Vince Cotroneo, Ray Fosse
NBC Sports California:
Glen Kuiper, Ray Fosse, Dallas Braden
KIQI (Spanish): Amaury Pi-González, Manolo Hernández-Douen, Luis Orellana

2020 A's Cast on iHeart Radio/KNEW/
Ken Korach, Vince Cotroneo, Ray Fosse
NBC Sports California:
Glen Kuiper, Ray Fosse, Dallas Braden
KIQI (Spanish): Amaury Pi-González, Manolo Hernández-Douen, Luis Orellana

2021 A's Cast on iHeart Radio/
Bloomberg 960 AM/: Ken Korach, Vince Cotroneo, Ray Fosse
NBC Sports California:
Glen Kuiper, Ray Fosse, Dallas Braden
KIQI (Spanish): Amaury Pi-González, Manolo Hernández-Douen, Luis Orellana

PAST SPRING TRAINING RECORDS

YEAR	SITE	HOME		
		RECORD	ATTENDANCE	DATES
1968	Bradenton, FL	15-12	—	—
1969	Mesa, AZ	10-14	12,003	13
1970	Mesa, AZ	15-13	17,614	14
1971	Mesa, AZ	12-15	14,889	16
1972	Mesa, AZ	9-11	17,295	13
1973	Mesa, AZ	14-10	21,206	14
1974	Mesa, AZ	8-16	26,732	12
1975	Mesa, AZ	7-11	36,732	10
1976	Mesa, AZ	4-10	21,373	9
1977	Mesa, AZ	12-15	24,446	16
1978	Mesa, AZ	9-15	28,695	12
1979	Scottsdale, AZ	12-10	13,295	9
1980	Scottsdale, AZ	13-7	19,098	10
1981	Scottsdale, AZ	17-10	37,899	13
1982	Phoenix, AZ	8-14	42,043	10
1983	Phoenix, AZ	14-11	28,621	9
1984	Phoenix, AZ	12-14	33,352	12
1985	Phoenix, AZ	13-13-1	49,718	13
1986	Phoenix, AZ	17-12	68,292	15
1987	Phoenix, AZ	14-15	88,994	14
1988	Phoenix, AZ	14-16	129,120	15
1989	Phoenix, AZ	19-13	152,416	16
1990	Phoenix, AZ	6-10	81,490	9
1991	Phoenix, AZ	13-16-1	156,345	16
1992	Phoenix, AZ	15-13	131,460	14
1993	Phoenix, AZ	15-18-1	174,911	19
1994	Phoenix, AZ	19-11	126,160	15
1995	Phoenix, AZ	15-11-1	41,893	15
		6-4-2	16,617	6

YEAR	SITE	HOME		
		RECORD	ATTENDANCE	DATES
1996	Phoenix, AZ	16-16-1	86,543	15
1997	Phoenix, AZ	17-15-1	103,298	18
1998	Phoenix, AZ	18-13	93,261	17
1999	Phoenix, AZ	16-17	92,110	16
2000	Phoenix, AZ	20-11-1	77,781	14
2001	Phoenix, AZ	22-10	110,876	15
2002	Phoenix, AZ	17-15-1	118,268	17
2003	Phoenix, AZ	16-13-2	81,537	14
2004	Phoenix, AZ	19-14-1	123,535	16
2005	Phoenix, AZ	15-18	129,434	17
2006	Phoenix, AZ	15-17	113,077	16
2007	Phoenix, AZ	17-12-2	113,033	15
2008	Phoenix, AZ	18-8	88,617	13
2009	Phoenix, AZ	17-18-2	105,147	18
2010	Phoenix, AZ	12-17-3	105,507	16
2011	Phoenix, AZ	12-21-1	98,349	17
2012	Phoenix, AZ	15-7-2	72,617	11
2013	Phoenix, AZ	17-13-3	88,202	16
2014	Phoenix, AZ	15-13-5	78,011	15
2015	Mesa, AZ	22-11-2	110,059	15
2016	Mesa, AZ	12-17-3	100,614	15
2017	Mesa, AZ	16-18	99,008	16
2018	Mesa, AZ	14-16-2	104,693	17
2019	Mesa, AZ	14-8	68,991	11
2020	Mesa, AZ	13-10	53,351	10
2021	Mesa, AZ	16-10-2	27,309	14

SPRING TRAINING INFORMATION

REPORTING DATES: Pitchers and catchers have their first workout Wednesday, Feb. 16. The first full squad workout is Monday, Feb. 21.

MEDIA INFORMATION: For daily credentials, apply online at credentials.mlb.com.

HEADQUARTERS HOTEL: Doubletree Guest Suites, 320 North 44th Street, Phoenix, Arizona, 85008. (602) 225-0500.

MINOR LEAGUE HEADQUARTERS: Lew Wolff Training Complex, 160 East Athletics Way, Mesa, Arizona, 85201. (480) 387-5800.

STADIUM: Hohokam Stadium (Capacity: 10,000), 1235 N. Center Street, Mesa, Arizona, 85201. (480) 907-5488. Press Box: (480) 907-5253.

SPRING TRAINING SCHEDULE

Day	Date	Opponent	Site	Time
Sat.	Feb 26	Chicago (AL)	Glendale	1:05 pm
Sun.	Feb 27	Cleveland	Mesa	1:05 pm
Mon.	Feb 28	San Diego	Peoria	1:10 pm
Tues.	March 1	Los Angeles (NL)	Mesa	1:05 pm
Wed.	March 2	Cincinnati	Mesa	1:05 pm
Thurs.	March 3	OFF DAY		
Fri.	March 4	Chicago (NL)	Mesa (Sloan)	1:05 pm
Sat.	March 5	Los Angeles (AL)	Mesa	1:05 pm
Sun.	March 6	Texas	Mesa	1:05 pm
Mon.	March 7	Kansas City	Surprise	1:05 pm
Tues.	March 8	Seattle	Mesa	1:05 pm
Wed.	March 9	Los Angeles (NL)	Glendale	6:05 pm
Thurs.	March 10	San Francisco (ss)	Mesa	1:05 pm
		Arizona (ss)	Talking Stick	1:10 pm
Fri.	March 11	San Diego	Mesa	1:05 pm
Sat.	March 12	Colorado (ss)	Talking Stick	1:10 pm
		Cleveland (ss)	Las Vegas	1:05 pm
Sun.	March 13	Texas (ss)	Surprise	1:05 pm
		Cleveland (ss)	Las Vegas	1:05 pm
Mon.	March 14	OFF DAY		
Tues.	March 15	Milwaukee	Mesa	1:05 pm
Wed.	March 16	Cleveland	Goodyear	1:05 pm
Thurs.	March 17	San Francisco	Scottsdale	7:00 pm
Fri.	March 18	Colorado	Mesa	1:05 pm
Sat.	March 19	Chicago (NL)	Mesa	1:05 pm
Sun.	March 20	San Diego (ss)	Mesa	1:05 pm
		Milwaukee (ss)	Maryvale	1:10 pm
Mon.	March 21	Los Angeles (AL)	Tempe	1:10 pm
Tues.	March 22	Seattle	Peoria	6:40 pm
Wed.	March 23	Kansas City	Mesa	1:05 pm
Thurs.	March 24	Cincinnati	Goodyear	6:05 pm
Fri.	March 25	Chicago (AL)	Mesa	1:05 pm
Sat.	March 26	Arizona (ss)	Mesa	12:05 pm
		Milwaukee (ss)	Maryvale	12:10 pm
Sun.	March 27	San Francisco	San Francisco	1:05 pm
Mon.	March 28	San Francisco	San Francisco	6:45 pm
Tues.	March 29	San Francisco	Oakland	6:40 pm

All times are local. (ss) denotes split squad

OAKLAND A'S IN THE COMMUNITY

The Oakland A's are proud of their rich tradition in Oakland and will continue to deliver experiences that enhance, connect, and entertain our community. The Club is committed to meeting the social, cultural, and educational needs of the community and accomplishes this work through the team's community engagement initiatives and its charitable arm, the Oakland A's Community Fund. The Oakland A's Community Fund takes an innovative and dynamic approach to support education, promote youth sports, and provide economic opportunity in order to help make Oakland and the East Bay a more equitable and inclusive community.

YOUTH EDUCATION

The A's education initiatives focus on literacy education and scholarships.

- **Home Run Readers** – Home Run Readers, presented by Ross Dress for Less, is a literacy program designed to help young students develop a lifelong love for reading by offering them monthly incentives when their classroom hits its reading goals. In 2021, more than 12,000 students participated in the program.
- **The Bay Area All-Star Scholarship Team** – The Bay Area All-Star Scholarship Team (BAASST) is a partnership established in 1996 by the Oakland Athletics, Golden State Warriors, San Francisco 49ers, San Francisco Giants, San Jose Earthquakes, and San Jose Sharks. Through this program, the Oakland A's annually select one student attending an Alameda County public high school to receive a \$5,000 scholarship.
- **Bill King Scholarship** – Established in memory of Bill King, long-time legendary Bay Area sports announcer, the Oakland A's awards one \$5,000 scholarship each season to an undergraduate student that is majoring in journalism or broadcasting.

YOUTH BASEBALL AND SOFTBALL

The A's are committed to providing youth the opportunity to learn and grow their love of baseball and softball through:

- **Future A's** – Future A's, presented by Kaiser Permanente, is the Club's youth baseball and softball initiative. In addition to providing complimentary jerseys and hats to local youth baseball and softball leagues, teams will receive benefits and support, including grants, and unique virtual training and activities. The A's distributed more than 21,000 uniforms to local leagues in 2022.
- **PLAY BALL** - A's PLAY BALL supports Major League Baseball's collective initiative that encourages young people and communities to engage in baseball and softball activities. PLAY BALL demonstrates the positive ways the game can serve as an outlet for physical activity, fun with friends, and learning how to play the sport at its most fundamental levels.

COMMUNITY TOOL BOX

The Oakland A's Community Fund is proud to support thousands of organizations annually through various donation programs. Please review our available programs below, and stay tuned for additional donation request opportunities.

In 2021, the A's supported the Bay Area through:

- \$160,000 donated to local nonprofit organizations through the annual grant program
- \$90,000 donated via the social justice grants program which is awarded to organizations committed to uplifting the Bay Area through systemic change, advocacy, policy reform, and innovative direct service programs to underserved communities
- More than 13,000 complimentary tickets donated
- \$319,800 value of in-kind donations

To request a donation to help support your non-profit organization, please visit athletics.com/donations.

Ray Fosse *April 4, 1947-October 13, 2021*

Ray Fosse was born on April 4, 1947, in the small town of Marion, Ill. Exactly 23 years later, and three years after making his Major League debut, Ray married his wife, Carol. During their 51 years of marriage, Ray and Carol welcomed two daughters and four grandchildren.

With the support of Carol and the girls, Ray dedicated his life to the game of baseball. The 12-year Major League veteran made two All-Star teams, earned two Gold Glove Awards, and won two World Series titles, both with the Oakland A's in 1973 & 1974. For as skilled as he was on the field, Ray was equally gifted in the booth. His illustrious playing career was followed by an Emmy Award-winning career on the air, consisting of 36 unforgettable seasons broadcasting A's games on both TV and radio.

Few people have as much love for the game of baseball as Ray did. You'd expect as much from someone who spent more than 50 years at the ballpark, but for Ray, baseball was more than a game. If Ray wasn't calling an A's game, he was watching other teams play. If he was on the team plane, he was watching "Trouble with the Curve." If there were no games on and another person was around, he'd talk to them about the intricacies of the sport he loved. For some people, baseball is a passion. For Ray, it was a way of life.

Despite all his personal and professional success, Ray will be remembered by those who were lucky enough to know him by the way he made you feel. The first time you meet Ray Fosse, his enormous hand envelops yours in the type of handshake you'd expect from a former big league catcher. The next time you see him, he calls you by name and stops to ask how your family is doing. He never fails to give you a pat on the back, both literal and figurative. His presence in your life is irreplaceable.

It's never easy to lose a franchise icon. It's even harder to lose a friend.

Thank you, Ray, for everything.

MEDIA GUIDE CREDITS

The 2022 Oakland Athletics Media Guide is a production of the Oakland Athletics Communications Department, Oakland Coliseum, 7000 Coliseum Way, Oakland, CA 94621. The guide was written by Mike Selleck with assistance from Mark Ling, Olivia Hummer and Greg Korn.

Photography by Michael Zagaris, Oakland A's; Ron Riesterer, Oakland Tribune; Doug McWilliams; National Baseball Hall of Fame and Oakland A's archives.

Statistical assistance from Major League Baseball's Information System, Elias Sports Bureau, TruMedia, Stats Inc., Bill Arnold of The Sports Features Group, Retrosheet and Baseball-Reference.

Additional and updated information, statistics or photos are available to accredited news sources by contacting the A's Communications Department or by logging onto the team's virtual pressbox—pressbox.athletics.com.