

St. Louis Cardinals



St. Louis Cardinals

2022 SCHEDULE

APRIL

SUN	MON	TUE	WED	THU	FRI	SAT
27	28	29	30	31	1	2
				PIT 3:15		PIT 1:15
3	4	5	6	7	8	9
10	11	12	13	14	15	16
PIT 1:15	PIT 1:15	KC 6:45	KC 12:15	MIL 4:14	MIL 7:10	MIL 6:10
17	18	19	20	21	22	23
MIL 1:10		MIA 5:40	MIA 5:40	MIA 5:40	CIN 5:40	CIN 3:10
24	25	26	27	28	29	30
CIN 12:40	NYM 6:45	NYM 6:45	NYM 12:15	ARI 6:45	ARI 7:15	ARI 1:15

MAY

SUN	MON	TUE	WED	THU	FRI	SAT
1	2	3	4	5	6	7
ARI 1:15		KC 7:10	KC 6:10	SF 8:45	SF 9:15	SF 6:15
8	9	10	11	12	13	14
SF 3:05		BAL 6:45	BAL 6:45	BAL 12:15	SF 7:15	SF 1:15
15	16	17	18	19	20	21
SF 6:08	NYM 6:10	NYM 6:10	NYM 6:10	NYM 12:10	PIT 5:35	PIT 5:35
22	23	24	25	26	27	28
PIT 12:35	TOR 6:45	TOR 6:45		MIL 6:45	MIL 7:15	MIL 1:15
29	30	31				
MIL 1:15	SD 1:15	SD 6:45				

JUNE

SUN	MON	TUE	WED	THU	FRI	SAT
			1	2	3	4
			SD 12:15	CHC 7:05	CHC 1:20	CHC 12:20 CHC F 6:15
5	6	7	8	9	10	11
CHC 1:20		TB 6:10	TB 6:10	TB 12:10	CIN 7:15	CIN 1:15
12	13	14	15	16	17	18
CIN 1:15	PIT 6:45	PIT 6:45	PIT 6:45		BOS 6:10	BOS 6:15
19	20	21	22	23	24	25
BOS TBD	MIL 7:10	MIL 7:10	MIL 7:10	MIL 1:10	CHC 7:15	CHC 1:15
26	27	28	29	30		
CHC 1:15	MIA 6:45	MIA 6:45	MIA 6:45			

JULY

SUN	MON	TUE	WED	THU	FRI	SAT
					1	2
					PHI 5:05	PHI 3:05
3	4	5	6	7	8	9
PHI 6:08	ATL 6:20	ATL 6:20	ATL 6:20	ATL 6:20	PHI 7:15	PHI 1:15
10	11	12	13	14	15	16
PHI 1:15	PHI 6:15	LAD 6:45	LAD 6:45	LAD 6:15	CIN 7:15	CIN 1:15
17	18	19	20	21	22	23
CIN 1:15	ALL STAR GAME 2022				CIN 5:40	CIN 5:40
24	25	26	27	28	29	30
CIN 12:40					WSH 6:05	WSH 6:15
31						
WSH 12:35		TOR 6:07	TOR 6:07			

AUGUST

SUN	MON	TUE	WED	THU	FRI	SAT
	1	2	3	4	5	6
		CHC 6:45	CHC 6:45	CHC 6:45	NYN 7:15	NYN 6:15
7	8	9	10	11	12	13
NYN 1:15		COL 7:40	COL 7:40	COL 2:10	MIL 7:15	MIL 6:15
14	15	16	17	18	19	20
MIL 1:15		COL 6:45	COL 6:45	COL 12:15	ARI 8:40	ARI 7:10
21	22	23	24	25	26	27
ARI 3:10	CHC 7:05	CHC 1:20 CHC 7:05	CHC 7:05	CHC 1:20	ATL 7:15	ATL 6:15
28	29	30	31			
ATL 1:15	CIN 5:40	CIN 5:40	CIN 5:40			

SEPT/OCT

SUN	MON	TUE	WED	THU	FRI	SAT
				1	2	3
					CHC 7:15	CHC 6:15
4	5	6	7	8	9	10
CHC 1:15	WSH 3:15	WSH 6:45	WSH 6:45	WSH 12:15	PIT 5:35	PIT 5:35
11	12	13	14	15	16	17
PIT 12:35		MIL 6:45	MIL 6:45	CIN 6:45	CIN 7:15	CIN 6:15
18	19	20	21	22	23	24
CIN 1:15		SD 8:40	SD 8:40	SD 3:10	LAD 9:10	LAD 8:10
25	26	27	28	29	30	1
LAD 3:10		MIL 6:40	MIL 6:40			
2	3	4	5	6	7	8
PIT 1:15	PIT 5:35	PIT 5:35	PIT 5:35	PIT 1:15		

HOME


AWAY

Game times subject to change
All Game Times are Central Time

All games broadcast on KMOX 1120 AM / 98.7 FM and the Cardinals Radio Network

All home games broadcast in Spanish on WLJR 880AM.

@ = Bally Sports Midwest
F = FOX
E = ESPN or ESPN2
FS1 = FOX Sports 1
* = TV Network TBD



NOLAN
ARENADO

28 THIRD BASE



PAUL
GOLDSCHMIDT

46 FIRST BASE



TYLER
O'NEILL

27 LEFT FIELD



TOMMY
EDMAN

19 SECOND BASE

FIRST TEAM IN MLB HISTORY WITH
**FIVE GOLD GLOVE AWARD
WINNERS IN A SINGLE
SEASON**

+ NOLAN ARENADO PLATINUM GLOVE AWARD

Rawlings
**GOLD
GLOVE
AWARD**

Rawlings
**PLATINUM
GLOVE
AWARD**



**2021 NL
GOLD GLOVE
TEAM AWARD**



HARRISON
BADER

48 CENTER FIELD



ST. LOUIS CARDINALS 2022 MEDIA GUIDE



TABLE OF CONTENTS

Schedule, 2022	Inside Front Cover	Cardinals Management Bios	7 - 10
Staff Directory	3 - 6	Baseball Operations Staff Bios	11 - 20

THE 2022 ST. LOUIS CARDINALS

Manager Oliver Marmol's Biography	24 - 25	Milestones	48
Coaches' Biographies	26 - 42	Birthdays & Anniversaries	49
Roster	44 - 47	Player Profiles	50 - 255

PLAYER DEVELOPMENT AND MINOR LEAGUE SYSTEM

Player Development Staff	258 - 269	Minor League Player & Pitcher Award Winners	277
Cardinals Minor League Records	270 - 275	2021 Draft Picks & First-Round Picks 1965-Present	278
Kissell & Top 30 Cardinals Prospects	276	Minor League Player Biographies	279 - 331

2020 SEASON IN REVIEW

Final Standings	334	Leaders - Batting & Pitching	341
Record vs. Opponents	334	Highs and Lows	342
Won-Loss Breakdown	335	Detailed Hitting	343
Record When	335	Games Started By Position and in Batting Order	344
Scoring By Inning	335	Detailed Defense	345
Day-By-Day	336 - 339	Transactions	346 - 349
Final Statistics - Batting	340	Qualifications & Regulations	350
Final Statistics - Pitching	341		

RECORDS AND HISTORY

Where They Finished	352 - 353	Most Opening Day Starts	367
Record by Decade	353	Club Records	368 - 369
Best/Worst Win Pct. By Month (Since 1966)	353	Last Time It Happened	370 - 371
Pitching - All-Time Top 10	354	Series Sweeps, by Cardinals & Opponents	372 - 373
Pitching - Individual Records - Season	355	Busch Stadium III Leaders, Highs & Lows	374
Pitching - Feats	356	Home Runs at Busch Stadium	375 - 376
Batting - All-Time Top 10	357	Most Valuable Player Winners & Top-10 Finishers	377
Batting - Individual Records - Season	358	Award Winners	378 - 381
Batting - Individual Records - Game	359	Tale of 10,000 Triumphs	382
Batting - Feats	360 - 362	All-Star Game Selections	383 - 384
Offensive Leaders (HR, RBI, SB) by Fielding Position	363	Postseason Results & Leaders	385 - 392
Fielding Leaders by Position (Season)	363	Retired Numbers	393 - 421
Rookie Records	363	Hall of Fame Cardinals & Game Results	422 - 424
Home Runs - Individual Leaders	364	Hall of Fame Managers	425 - 427
Team Highs & Lows Since 1892	365	Cardinals Hall of Fame	428 - 429
Most Seasons with the Cardinals	366	Cardinals All-Time Roster	430 - 439

© Copyright 2022, St. Louis Cardinals L.L.C.

The 2022 St. Louis Cardinals Media Guide was produced by the Cardinals Communications Department. Editorial Contributors: Tom Orf and Tom Schott. Production Coordinator: Lisa Catlin & Luke Lindberg, BrickStreet Creative. Special thanks to Elias Sports Bureau, ESPN, MLB.com, Stats L.L.C., Sports Reference, Arizona Fall League, and National Baseball Hall of Fame and Museum for their contributions. Cover design by Tyler Munie. Printing by Modern Litho. Photos by Taka Yanagimoto, Dan Donovan, Scott Rovak, Ben Munson, Billy Hurst, Bill Greenblatt, UPI, Milo Stewart Jr./National Baseball Hall of Fame and Museum, and MLB Photo. Content is based on information available through March 17, 2022.



Executive Offices:
700 Clark Street • St. Louis, MO 63102
(314) 345-9600 • cardinals.com

EXECUTIVE OFFICERS

Chairman & Chief Executive Officer William O. DeWitt Jr.
President..... William O. DeWitt III
 Senior Administrative Assistant Julie Laningham
Senior Vice President & General Counsel Mike Whittle
 Senior Administrative Assistant Grace Kell
 Associate Counsel Nick Garzia
Vice President, Business Development..... Dan Good

BASEBALL OPERATIONS

President of Baseball Operations John Mozeliak
Vice President & General Manager..... Michael Girsch
 Senior Executive Assistant to the President of
 Baseball Operations Linda Brauer
 Assistant GM/International Scouting Moises Rodriguez
 Assistant GM & Director of Scouting..... Randy Flores
 Assistant GM & Director Player Development..... Gary LaRocque
 Special Assistant to the GM, Player Procurement..... Matt Slater
 Director, Baseball Administration..... John Vuch
 Director International Operations/Administration..... Luis Morales
 Manager, Player Development & Performance..... Emily Wiebe
 Manager, Player Communications Melody Yount
 Manager, Professional Scouting..... Jared Odom
 Manager, Video Operations..... Javier Duren
 Amateur Manager, Domestic Scouting..... Ty Boyles

BASEBALL ANALYTICS

Senior Director, Baseball Development..... Jeremy Cohen
 Project Director, Baseball Development..... Matt Bayer
 Director, Baseball Analytics Kevin Seats
 Senior Data Scientist..... Alan Kessler
 Data Scientist Garrett Greenwood
 Analyst, Baseball Development..... John Kern
 Analyst, Amateur Scouting Julia Prusaczyk

BASEBALL SYSTEMS

Senior Developer Brian Seyfert
 Senior Analytics Engineer..... Todd Heitmann
 Senior Cloud Engineer John Weeks
 Systems Engineer II Isaiah Berg
 Application Developer Austin Lukaschewski
 Analytics Engineer Jack Hanley

TRAVEL & CLUBHOUSE

Director, Team Travel Ernie Moore
 Head Clubhouse Manager Mark Walsh
 Assistant Equipment Manager..... Andy Bollier
 Home Clubhouse Assistant Patrick Cramer
 Home Clubhouse Assistant Andrew Rettig
 Home Clubhouse Assistant Craig Woehlke
 Visiting Clubhouse Manager..... Rip Rowan
 Video Coordinator, Major Leagues Chad Blair
 Assistant Video Coordinator, Major Leagues Dan O'Connor
 Video Room Assistant..... Mike Meier

BASEBALL OPERATIONS (CONT'D)

PERFORMANCE & MEDICAL

Director of Medical Operations/Head Athletic Trainer ... Adam Olsen
 Director, Performance..... Dr. Robert Butler
 Assistant Athletic Trainer Chris Conroy
 Medical Adm/Assistant Athletic Trainer Keith Joynt
 Assistant Director, Performance Thomas Knox
 Performance Specialist Jason Shutt
 Major League Strength & Conditioning Coach Lance Thomason
 Major League Physical Therapist Matt Leonard
 Soft Tissue Specialist..... Cyrus Poitier
 Mental Skills & Well-Being Coordinator Brian Alazzawi
 Head Team Physician..... Dr. George Paletta
 Major League Medical Services Coordinator Dr. Brian Mahaffey
 Team Orthopedist Dr. Lyndon Gross
 Team Orthopedist Dr. Matthew Steffes
 Team Orthopedist Dr. Julienne Lippe
 Primary Care/Sports Medicine Physician Dr. Christian Verry
 Primary Care Sports Medicine Physician Dr. Nick Greiner
 Team Chiropractor Dr. Michael E. Murphy
 Team Dentist..... Dr. Dan Bergman
 Team Ophthalmologist..... Dr. Adam Fedyk
 Concussion Specialist..... Dr. Brandon Larkin

PLAYER DEVELOPMENT

Assistant GM & Director Player Development..... Gary LaRocque
 Coordinator, Player Development Antonio Mujica
 Korean Interpreter..... James Bae
 Minor League Equipment Manager Dave Vonderhaar
 Coordinator of Instructor José Oquendo
 Senior Minor League Pitching Coordinator..... Tim Leveque
 Hitting Coordinator Russ Steinhorn
 Assistant Pitching Coordinator/Analyst..... Dean Kiekhefer
 Florida Complex Pitching Coordinator..... Rick Harig
 Assistant Minor League Hitting Coordinator Daniel Nicolaisen
 Special Advisor/Minor Lg. Hitting Instructor..... Ryan Ludwick
 Special Advisor/Minor Lg. Pitching Instructor Jason Irsinghausen
 Medical Coordinator..... Chris Whitman
 Strength and Conditioning Coordinator Frank Witkowski
 Rehabilitation Coordinator Victor Kuri
 Technology Integration DC MacLea
 Performance Specialist Ross Hasegawa
 Rehabilitation Performance Specialist..... Azita Nejaddehghan
 Dominican Republic Medical Coordinator Pedro Betancourt
 Athletic Trainer, Memphis Dan Martin
 Athletic Trainer, Springfield..... Alex Wolfinger
 Athletic Trainer, Peoria..... Paden Eveland
 Athletic Trainer, Palm Beach Jeff Case
 Athletic Trainer, Florida Complex League Kiomy Martinez-Ortiz
 Athletic Trainer, Dominican Summer League..... Riku Shabata
 Athletic Trainer, Dominican Summer League..... Elvis Hernandez
 Strength & Conditioning Coach, Memphis..... Jacqueline Gover
 Strength & Conditioning Coach, Springfield Don Trapp
 Strength & Conditioning Coach, Peoria..... Ryan Duffy
 Strength & Conditioning Coach, Palm Beach..... Campbell Quirk
 Strength & Conditioning Coach, FCL..... Grace Cullen
 Strength & Conditioning Coach, DSL Gerardo De Leon



BASEBALL OPERATIONS (CONT'D)

PROFESSIONAL SCOUTING

Special Assistant to Scouting Director Jeff Ishii
 Professional Scout Brian Hopkins
 Professional Scout Aaron Klinec
 Professional Scout Deric McKamey
 Professional Scout Craig Richmond
 Professional Scout Joe Rigoli
 Professional Scout Kerry Robinson

AMATEUR SCOUTING

Nat. Crosschecker/ Special Asst. to Scouting Dir Jamal Strong
 National Crosschecker Aaron Looper (Shawnee, OK)
 National Crosschecker Zachary Mortimer (Pilesgrove, NJ)
 National Crosschecker Jamal Strong (Surprise, AZ)
 Midwest Region Crosschecker Jabari Barnett (Humble, TX),
 West Region Crosschecker Aaron Krawiec (Gilbert, AZ)
 Southeast Region Crosschecker Clint Brown (Braselton, GA)
 Northeast Region Crosschecker Sean Moran (Furlong, PA)
 Area Scout Nick Longmire (Cumming, GA)
 Area Scout Jason Bryans (Tecumseh, ON)
 Area Scout TC Calhoun (Abingdon, VA)
 Area Scout Keanan Lamb (Birmingham, AL)
 Area Scout Josh Lopez (West Palm Beach, FL)
 Area Scout Mike Garciparra (Manhattan Beach, CA)
 Area Scout Dirk Kinney (Lenexa, KS)
 Area Scout Jim Negrych (Phoenixville, PA)
 Area Scout Pete Parise (OK)
 Area Scout Stacey Pettis (Brentwood, CA)
 Area Scout Joe Quezada (Houston, TX)
 Area Scout Chris Rodriguez (Los Angeles, CA)
 Area Scout Mauricio Rubio (Tempe, AZ)
 Area Scout Nathan Sopena (Cary, IL)
 Domestic Scout Donnie Marbut (Olympia, WA)
 Part-Time Scout Juan C Ramos (Caguas, PR)
 Part-Time Scout Paul Ah Yat (Hon, HI)

INTERNATIONAL SCOUTING

Administrator, Dominican Republic Ops Aaron Rodriguez
 Senior International Crosschecker Joe Almaraz
 Latin America Crosschecker Damaso Espino
 Senior Latin American Crosschecker/DR Scouting Supervisor
 Angel Ovalles
 Latin American Crosschecker/DR Crosschecker Alix Martinez
 Venezuela Scouting Supervisor Jose Gonzalez Maestre
 Area Scout - Colombia Carlos Balcazar
 Area Scout - Dominican Republic Darluimis Almonte
 Area Scout - Dominican Republic Raymi Dicient
 Area Scout - Dominican Republic Filiberto Fernandez
 Area Scout - Dominican Republic Brady Guzman
 Area Scout - Mexico Ramon Garcia
 Area Scout - Venezuela Wilmer Castillo
 Area Scout - Venezuela Neriel Morillo
 Area Scout - Venezuela Jesus Perez
 Area Scout - Venezuela Estuar Ruiz
 Assistant, Dominican Republic Ops Esmeralda Hernandez
 Clubhouse Manager, Dominican Republic Sandy Alvarez
 Head Groundscrew Marcos Zorrilla

FRONT OFFICE



FINANCE & ADMINISTRATION

Sr. Vice President & CFOBrad Wood
Vice President, Business Strategy & Analytics.....Mark Murray
 Senior Administrative Assistant Missy Liotta
 Director, Risk ManagementRex Carter
 Director, Accounting and PayrollJohn Lowry
 Director, Purchasing Chris Molina
 Director, Information Technology..... Perry Yee
 Director, Business Strategy-AnalysisJennifer Needham
 Manager, Accounting.....Paul Hayden
 Supervisor, Accounting..... Michelle Flach
 Supervisor, Financial Reporting & AP Tracey Sessions
 Senior Payroll Accountant..... Kurt Hoewel
 Sr. Analyst, Business Strategy/Analytics..... Samantha Ross
 Payroll AccountantMarissa Hoover
 Staff Accountant.....Liz Blase
 Staff Accountant.....Tyler Richert
 Accounts Payable Clerk.....Patty Cooper
 Senior Buyer Heather Bacon
 Buyer..... Tracy Williams
 Team Lead, Systems & Network Engineer Greg Pauli
 Technical Project Manager Angie Bourget

STADIUM OPERATIONS

Vice President, Stadium OperationsMatt Gifford
 Administrative Assistant..... Hope Baker
 Director, Facility Operations and PlanningHosei Maruyama
 Director, Groundskeeping..... Bill Findley
 Director, Security.....Philip Melcher
 Director, Event Operations..... Ashleigh Middlebrook
 Director, Guest Services and Quality AssuranceCindy Richards
 Project Manager..... Stanley Ruchalski
 Manager, GroundskeepingJustin Scott
 Manager, Janitorial Services Ron Torrey, Jr.
 Supervisor, Logistics..... George Laningham
 Supervisor, Grounds Crew Justin Hatcher
 Supervisor, Security Elaine Sims
 Coordinator, Event Operations Jeremy Neel
 Coordinator, Facility Operations Mairead Scanlon
 Coordinator, Quality ControlLester Williams
 Event Operations Assistant Laney Thacker
 Carpenter Foreman..... Barry Abbett
 Mechanical Technician Foreman.....Ken Biekert
 Carpenter Joe Schindler
 Painter Foreman Patrick Barrett
 Mechanical Technician Sean Driver
 Mechanic.....Elroy Gretzmacher
 Logistics Crew Lead..... Jerry Smith
 Logistics Crew.....Jacob Swanson
 Grounds Crew.....Dan Looney
 Grounds Crew..... Terry Moll

CARDINALS CARE & COMMUNITY RELATIONS

Vice President, Community Relations & Executive Director, Cardinals Care Michael Hall
 Administrative Assistant..... Bonnie Parres
 Director, Community RelationsMeghan Essman
 Manager, Cardinals Care.....Amanda Small
 Manager, Communications & Charity Events..... Marybeth Johnson
 Manager, Community RelationsLindsey Weber
 Cardinals Care Program Administrator.....Chelsea King

EVENT SERVICES & MERCHANDISING

Vice President, Event Services & Merchandising... Vicki Bryant
 Administrative Assistant..... Sheila Pinsker
 Director, Special Events.....Aleah Likas
 Director of HospitalityNate Green
 Manager, Retail Operations.....Linda Johnson
 Manager & Curator, Hall of Fame Museum Amy Berra
 Manager, Tours & Museum OperationsBrittany Schelp
 Supervisor, Retail Operations..... Erik Jaffry
 Collections Specialist Erin Pruhs
 Manager, Special Event Operations..... Jenn Halaz
 Coordinator, Special Events Taylor Scott
 Coordinator, Special Events Meagan McVicker
 Marketing Coordinator, Cardinals Nation Megan Stubblefield
 Cardinals Nation Operations Assistant.....Kelly Cheatham

COMMUNICATIONS

Director, CommunicationsBrian Bartow
 Administrative Assistant..... Carol Lueke
 Manager, Baseball Communications.....Michael Whitty
 Administrator, Baseball Info & Media Services.....Chris Tunno
 Multimedia Communications StrategistCarson Shipley
 Supervisor, Communications Gameday AssociatesJacob Mayer

HUMAN RESOURCES

Human Resources Manager.....Felicia Lamar
 Human Resources Generalist, Employment Deanne Green
 Human Resources Generalist, Benefits & Compliance Sara Stever



TICKET SALES, MARKETING & CORPORATE SALES

Senior Vice President, Sales and Marketing..... Dan Farrell
Senior Administrative AssistantGail Ruhling
Vice President, Corporate Sales and Broadcasting
..... Thane van Breusegen
Corporate Sales Assistant Celina Allen
Director, Promotions & Events..... Megan Eberhart
Director, Partnership Assets & Broadcast Admin Kristin Livingston
Director, Account Services & Alumni Relations..... Joe Pfeiffer
Director, Cardinals Radio..... Kyle Dinges
Manager, Promotions & Events..... Kyle Cassity
Manager, Alumni Relations..... Larry State
Manager, Cardinals Radio Network..... Benjamin Boyd
Senior Account Executive, Corporate Sales..... Nic Zamora
Senior Account Executive, Cardinals Radio Adam Froild
Executive, Account Services Gretchen Brune
Executive, Account Services Whitney Clark
Executive, Account Services Tom Parchomski
Traffic Coordinator, Cardinals Radio Robyn Curtis

CONTENT AND PRODUCTION

Director, Content and Production Tony Simokaitis
Director, Production & Creative Services Craig Wilson
Manager, Fan Entertainment..... Katie Brandenberg
Manager, Cardinals Insider..... Brett McMillan
Manager, Creative Services Tyler Munie
Production Services Dan McLaughlin
Graphic Designer Vincent Diplarides
Producer/Editor Matt Shead
Editor/Daktronics Operator Jared Haukap
Multimedia Editing Specialist Wes Froeschner
Multimedia Video Communications Specialist..... Emily Stephens
Mascot Coordinator..... Tim Falkner

MARKETING AND BRAND EXECUTION

Director, Marketing & Brand Execution Martin Coco
Manager, Marketing Melissa Tull
Manager, Photography Taka Yanagimoto
Social Media Strategist Nora Farrell
Marketing Specialist..... Kathy Langenfeld

PUBLICATIONS

Director, Publications Steve Zesch
Senior Editor, Publications Jim Gilstrap
Senior Editor, Publications Elisabeth Meinecke
Senior Writer, Publications Stan McNeal
Business Development Coordinator/Staff Writer..... Gabe Kiley

Vice President, Ticket Sales Joe Stroh
Administrative Assistant Lisa Haffer
Director, Group Sales Ryan Eberhart
Director, Ticket Operations Kerry Emerson
Director, Ticket Sales & Retention Rob Fasoldt
Director, Premium Sales & Service..... Dolores Scanlon
Manager, All-Inclusive Tickets Mary Clare Bena
Manager, Ticket Fulfillment..... Jamie Brickler
Manager, Ticket Development..... Andrew Dean
Manager, Group Sales Pierce Jefferson
Manager, Season Tickets Lori Rains
Manager, Ticket Partnerships..... Cullen Speckhals
Manager, Ticket Operations Mike Salony
Manager, Premium Sales & Service..... Julie Stevens
Manager, Theme Tickets Bethany White
Supervisor, Ticket Development..... Payton Asmus
Supervisor, Ticket Development..... Scott Baker
Supervisor, Ticket Development..... Alex Stone
Ticket Services Coordinator..... Andrew Waldo
Sr. Account Executive, Season Tickets Jeremy Busby
Sr. Account Executive, Season Tickets Shannon Lacker
Sr. Account Executive, Group Sales Chris King
Sr. Account Executive, Group Sales Reggie Whitted
Account Executive, Premium Sales & Service Whitney Banker
Account Executive, Premium Sales & Service Brianna Reese
Account Executive, Group Sales Thomas Burton
Account Executive, Group Sales Christian Heutel
Account Executive, Group Sales Adele Linderman
Account Executive, Group Sales Thomas McCarty
Account Executive, Group Sales Mudi Munyati
Account Executive, Group Sales Sam Roberts
Account Executive, Group Sales Matt Zurheide
Account Executive, Season Tickets Steve Carpenter
Account Executive, Season Tickets Noly Coughlin
Account Executive, Season Tickets Jeanette Crowder
Account Executive, Season Tickets Rasheed DeBord
Account Executive, Season Tickets Justin Frisch
Account Executive, Season Tickets Mitch Handegan
Account Executive, Season Tickets Matt Reisner
Account Executive, Ticket Services..... Nancy Landa
Account Executive, Ticket Services..... Paul Pohlman
Account Executive, Ticket Services..... Andrea Robinson
Account Executive, Ticket Services..... Kelly Walsh
Account Executive, Theme Tickets Shannon Fitzgerald
Direct Sales Representative Alonso Argotte
Direct Sales Representative Megan Armstrong
Direct Sales Representative Sean Ashley
Direct Sales Representative Jake Aug
Direct Sales Representative Amanda Beaton
Direct Sales Representative Luke Gray
Direct Sales Representative Steven Gilston
Direct Sales Representative Michael Harvey
Direct Sales Representative Zac Husman
Direct Sales Representative Nathan Mackin
Direct Sales Representative Jake Needham
Direct Sales Representative Ty Rodgers
Direct Sales Representative Ben Scott
Direct Sales Representative Tamryn Schwab
Direct Sales Representative Paris Star Suzuki

FRONT OFFICE



WILLIAM O. DEWITT JR.

PRINCIPAL OWNER AND CHIEF EXECUTIVE OFFICER

Bill DeWitt Jr. has served as the Chairman and Chief Executive Officer of the Cardinals since 1996, when he led the purchase of the team from Anheuser Busch, and he and his immediate family acquired controlling interest in the team. DeWitt oversees all baseball, operational, financial and league matters for the team. He is Chairman of the Major League Baseball Finance Committee, former Chairman of the Executive Council, a member of the Competition Committee and served on the Labor Policy Committee which reached agreement with the Players Association on a five-year Collective Bargaining Agreement in 2016. During 2014, he served as Chairman of the Commissioner's Succession Committee. Mr. DeWitt is also a member of the board of the National Baseball Hall of Fame in Cooperstown.

DeWitt, a native St. Louisan, is a graduate of St. Louis Country Day School, received his B.A. Degree in economics from Yale University in 1963, and M.B.A. Degree from Harvard Business School in 1965. As the son of former baseball

executive and team owner William O. DeWitt and Margaret H. DeWitt, he has deep roots in baseball dating back to his childhood. Mr. DeWitt's father began his career with the Cardinals in 1916 and worked in a variety of executive positions under Branch Rickey until the early 1940s when he joined the St. Louis Browns as General Manager. He was twice named Major League Baseball Executive of the Year, was sole owner of the Cincinnati Reds from 1961-67 and majority owner of the Browns from 1949-51 when Bill, Jr. served as the team's bat boy. His uniform (number 1/8) was worn by Eddie Gaedel during his famous pinch hitting appearance on August 19, 1951.

DeWitt, Jr. has been a prior owner of the Baltimore Orioles, Cincinnati Reds and Texas Rangers. He was also a shareholder of the Cincinnati Bengals Football Team and the Cincinnati Stingers Hockey Team, and has had a long career in private equity with Reynolds DeWitt & Co. and DeWitt Capital Group. He is married to the former Katharine Cramer of St. Louis, and they have four grown children: Katie, Bill, Andrew, and Margot, and 12 grandchildren.

Under his leadership, the Cardinals have had a number of significant achievements, including the following:

- Opened a new spring training facility in Jupiter, Fla., in 1998.
- Purchased the Palm Beach Cardinals of the Low-A Southeast League (A) in 1998.
- Purchased the Springfield Cardinals of the Double-A Central League (AA) in 2005 and opened Hammons Field in Springfield, Mo.
- Privately financed, built, and opened Busch Stadium in April, 2006.
- Hosted Major League Baseball's 2009 All-Star Game.
- Developed special events business highlighted by concerts by Dave Matthews Band, the Eagles, U2, Paul McCartney, Billy Joel, Metallica, international soccer matches and the National Hockey League Winter Classic.
- Surpassed 3 million in attendance 21 times since 1996, including 16 consecutive seasons from 2004-19.
- Won 12 Division Titles (1996, 2000, 2001, 2002, 2004, 2005, 2006, 2009, 2013, 2014, 2015, 2019), four Wild Cards (2011, 2012, 2020, 2021), four National League Pennants (2004, 2006, 2011, 2013) and two World Championships (2006, 2011).
- Won 75 postseason games - most amongst all National League teams since 1996.
- In 2019, became the only team in Major League Baseball to reach the League Championship Series in 10 of the prior 20 seasons.
- Opened Ballpark Village in March 2014, and Phase II in 2020.
- Purchased the Memphis Redbirds of the Triple-A East League (AAA) in March 2014; subsequently sold 75% of the team in April 2016, and the remaining 25% in 2021.
- Signed a new 15-year rights agreement with Bally Sports Midwest that began in 2018 and includes an equity component as part of the overall transaction.

ADDITIONAL INVESTORS

Andrew N. Baur Family
Stephen F. Brauer
James C. Davis
Frederick O. Hanser
G. Watts Humphrey Jr.

Nick D. Kladis Family
Donna DeWitt Lambert
Michael McDonnell Family
David C. Pratt
Michael E. Pulitzer

Craig R. Stapleton
Mrs. Richard H. Sutphin
Dudley S. Taft
John K. Wallace Jr.



FRONT OFFICE



WILLIAM DEWITT, III
PRESIDENT

Bill DeWitt III was named President of the St. Louis Cardinals in March, 2008. In his role as team President, DeWitt oversees all aspects of the team and its affiliate clubs, as well as Bally Sports Midwest, and Ballpark Village.

He led the effort to develop Ballpark Village, a mixed-use project adjacent to Busch Stadium which opened in 2014. In 2020, the Cardinals, along with their development partner The Cordish Companies, opened Phase II of the project which includes an office tower (The PwC Pennant Building), a 200 room boutique hotel (Live! by Loews), a 29-story luxury apartment tower (One Cardinal Way), a health club (Onelife Fitness), and additional retail and restaurants.

Before his appointment to team President, DeWitt was Sr. Vice President of Business Development with the Cardinals and oversaw the design and construction of the new Busch Stadium, which opened in April, 2006. Prior to

that, he was involved in several merchandising, marketing, and operational projects for the team. DeWitt was also involved in the planning for Roger Dean Chevrolet Stadium in Jupiter, Florida, where the Cardinals conduct Spring Training.

DeWitt, 54, graduated cum laude from Yale University in 1990. He then served as an assistant to William Reilly, head of the U.S. EPA in Washington D.C. He earned an MBA from Harvard Business School in 1995. DeWitt is a board member of the Rawlings Corporation, and his charitable affiliations include Cardinals Care (board chair), Big Brothers Big Sisters of Eastern Missouri, the St. Louis Sports Commission, and the Gateway Arch Park Foundation. DeWitt and his wife, Ira, live in St. Louis with their three children - daughter Natalie (23), son Will (20), and son Jabin (9). Bill is an avid golfer and ice hockey player.

ST. LOUIS CARDINALS CLUB PRESIDENTS

J.B.C. Lucas	1876-77
Henry V. Lucas	1885-86
Chris Von der Ahe	1892-97
Benjamin S. Muckenfuss	1898
Frank De Hass Robison	1899-1906
M. Stanley Robison	1906-10
E.A. Steininger	1911-12
James C. Jones	1912
Schuyler P. Britton	1913-16
Mrs. Helene Robison Britton	1916
W. Branch Rickey	1917-19

Samuel Breadon	1920-47
Robert E. Hannegan	1947-49
Fred M. Saigh Jr.	1949-53
August A. Busch Jr.	1953-73
Richard A. Meyer	1974
August A. Busch Jr.	1974-89
Fred L. Kuhlmann	1989-91
Stuart F. Meyer	1992-94
Mark C. Lamping	1994-2008
William DeWitt III	2008-present



The 2021 St. Louis Cardinals Hall of Fame Induction Class at the Cardinals Hall of Fame Gallery, August 21, 2021.



JOHN MOZELIAK PRESIDENT OF BASEBALL OPERATIONS

John “Mo” Mozeliak was named President of Baseball Operations on June 30, 2017, the first to be named to that position in franchise history. Mozeliak had served as the team’s Senior Vice President and General Manager for almost 10 full seasons, since October, 2007. He was the 12th general manager of the St. Louis Cardinals, and had previously held the position of Assistant General Manager for six seasons. His contract runs through the 2023 season.

Under Mozeliak, the Cardinals have reached the postseason nine times (2009, 2011-15, 2019-21), including a franchise record of five-straight seasons from 2011-2015. During that run, the Cardinals won three-straight National League Central Division titles (2013-2015), and have won five N.L. Central Titles overall (also 2009 and 2019) under Mo’s leadership. The five-year postseason run began with St. Louis’ 11th World Championship in 2011.

The 2021 season was the Cardinals 14th-consecutive winning season, a streak that began when Mozeliak was named General Manager prior to the 2008 season. The Cardinals 1,196 wins in those 14 seasons under Mozeliak’s watch are third only to the Los Angeles Dodgers (1,247) and New York Yankees (1,238), while they and the Yankees are the only teams to have posted 14 consecutive winning seasons in that time period.

A consistent culture of retaining key players has resulted in several significant deals aimed at keeping the organization’s top talent in St. Louis. Since 2012, the club has worked out multi-year deals with Yadier Molina (2012 & 2017), Adam Wainwright (2013), Matt Carpenter (2014), Carlos Martinez (2017), Paul DeJong (2018), Miles Mikolas (2019), Paul Goldschmidt (2019), and Nolan Arenado (2021).

Mozeliak engineered a series of late season moves in 2011 that transformed the Cardinals and saw the team go from 10 ½ games back in late August to winning the franchise’s 11th World Championship. *Baseball America* named the Cardinals the 2011 Organization of the Year, the first time the franchise had received the honor. Mo was the 2011 recipient of the MLB.com GIBBY (Greatness in Baseball Yearly) Executive of the Year award and he was named, along with Tony La Russa, as the 2011 Baseball Man of the Year by the St. Louis Chapter of the Baseball Writers Association of America.

In 2012, the Cardinals fell just one win shy of capturing the N.L. Championship, and with the team’s success, Mo was honored by the Negro Leagues Baseball Museum with the Andrew “Rube” Foster Award as Executive of the Year. The 2013 team won the National League Championship and returned to the World Series just two years removed from winning the World Series title in 2011. Following that season, the organization was recognized by *Baseball America* as the Organization of the Year - the second such honor in three years - and was honored by USA Today Sports as having the best franchise among Major League baseball teams. The 2014 team captured the Central Division title for a second-straight season and returned to the National League Championship Series for a fourth-straight year. St. Louis led all Major League Baseball teams in wins and reached the postseason for a fifth-straight season in 2015, the ninth time in franchise history a Cardinals team had won 100 games.

Mozeliak, 53, is a 27-year veteran of the Cardinals front office, having joined the organization following the 1995 season where he initially served as an assistant in scouting operations during both the 1996 and 1997 seasons. Mo was named assistant scouting director in 1998 and was promoted to scouting director during 1999 and 2000. Several notable players came out of the draft classes of 1999 and 2000 under Mo’s direction, most notably first baseman and perennial All-Star Albert Pujols who was drafted in the 13th round of the 1999 draft, as well as catcher Yadier Molina.

In 2001, Mozeliak was named Director of Baseball Operations and was promoted to Assistant General Manager in 2003. During his time as Assistant GM, Mo’s duties increased as he focused more on the Major League Club and professional scouting, while still having direct involvement in both the scouting and player development departments.

Mozeliak began his career in baseball in 1993 with the Colorado Rockies where he worked in a variety of positions in baseball operations. He attended the University of Arizona and the University of Colorado. He currently serves as the National Trustee for the Foundation Fighting Blindness. Mozeliak lives in St. Louis with his wife, Julie, daughter, Allyson, and son, Will.



FRONT OFFICE



MICHAEL GIRSCH
VICE PRESIDENT & GENERAL MANAGER

Michael Girsch was promoted to Vice President and General Manager on June 30, 2017, becoming the 13th General Manager in franchise history. His contract as General Manager runs through the 2022 season, and he is responsible for handling the day-to-day work of the team, including coordinating the efforts of the team's baseball development group, contract negotiations, player evaluations and player transactions.

Prior to his appointment as GM, Girsch served as Assistant General Manager for seven seasons after being appointed to that position in January 2011.

From 2008-11, he served as the Director of Baseball Development, a newly created department focused on supporting Baseball Operations via internet applications, analytical models and decision support tools. Girsch joined the Cardinals in 2006, starting his career with a two year stint as the Coordinator of Amateur Scouting.

Before joining the Cardinals, Girsch, 45, earned a Bachelor of Science in Mathematics from the University of Notre Dame and an MBA from the University of Chicago Booth School of Business.

He and his wife, Kelly, reside in Webster Groves with their four children, twins Addison and Eleanor (17), Claire (15) and Tommy (14).

ST. LOUIS CARDINALS GENERAL MANAGERS

Richard A. Meyer 1954-55	Dorrel (Whitey) Herzog 1980-82
Frank C. Lane 1956-57	Joe McDonald 1982-84
Vaughn P. (Bing) Devine 1958-64	Dal Maxvill 1985-94
Robert L. Howsam 1965-66	Walt Jocketty 1994-2007
Stanley F. Musial 1967	John Mozeliak 2007-17
Vaughn P. (Bing) Devine 1968-78	Michael Girsch 2017-Present
John Claiborne 1979-80		




MOISÉS RODRÍGUEZ
**ASSISTANT GENERAL MANAGER/
INTERNATIONAL SCOUTING**



RANDY FLORES
**ASSISTANT GENERAL MANAGER
& DIRECTOR OF SCOUTING**



GARY LAROCQUE
**ASSISTANT GENERAL MANAGER
& DIRECTOR PLAYER
DEVELOPMENT**



MATT BAYER
PROJECT DIRECTOR,
BASEBALL
DEVELOPMENT



ISAIAH BERG
DATA ENGINEER



LINDA BRAUER
SENIOR EXECUTIVE
ASSISTANT TO THE
PRESIDENT OF BASEBALL
OPERATIONS




TY BOYLES
AMATEUR MANAGER,
DOMESTIC SCOUTING



**DR. ROBERT
BUTLER**
DIRECTOR OF PERFORMANCE



JAVIER DURAN
MANAGER, VIDEO
OPERATIONS



**GARRETT
GREENWOOD**
DATA SCIENTIST




JACK HANLEY
ANALYTICS ENGINEER



TODD HEITMANN
SENIOR ANALYTICS
ENGINEER



JOHN KERN
DATA SCIENTIST



**ALAN
KESSLER**
SENIOR DATA SCIENTIST



**AUSTIN
LUKASCHEWSKI**
APPLICATION DEVELOPER



LUIS MORALES
DIRECTOR, INTERNATIONAL
OPERATIONS/
ADMINISTRATION




ANTONIO MUJICA
MINOR LEAGUE
COORDINATOR, PLAYER
DEVELOPMENT



JARED ODOM
MANAGER, PRO
SCOUTING



**JULIA
PRUSACZYK**
AMATEUR SCOUTING
ANALYST



KEVIN SEATS
DIRECTOR, BASEBALL
ANALYTICS



BRIAN SEYFERT
SENIOR DEVELOPER



MATT SLATER
SPECIAL ASSISTANT TO GM/
PLAYER PROCUREMENT



JOHN VUCH
DIRECTOR, BASEBALL
ADMINISTRATION



JOHN WEEKS
SENIOR CLOUD ENGINEER



EMILY WIEBE
MANAGER, PLAYER
DEVELOPMENT &
PERFORMANCE



MELODY YOUNT
MANAGER, PLAYER
COMMUNICATIONS

NOT PICTURED: JEREMY COHEN – SENIOR DIRECTOR, BASEBALL DEVELOPMENT



ERNIE MOORE
DIRECTOR, TEAM TRAVEL



MARK WALSH
HEAD CLUBHOUSE
MANAGER



RIP ROWAN
VISITING CLUBHOUSE
MANAGER



ANDY BOLLIER
ASSISTANT EQUIPMENT
MANAGER



PATRICK CRAMER
HOME CLUBHOUSE
ASSISTANT



CRAIG WOHLKE
HOME CLUBHOUSE
ASSISTANT



ANDREW RETTIG
HOME CLUBHOUSE
ASSISTANT



CHAD BLAIR
VIDEO COORDINATOR



DAN O'CONNOR
ASSISTANT VIDEO
COORDINATOR



MIKE MEIER
VIDEO ROOM ASSISTANT



DAVE VONDERHAAR
MINOR LEAGUE EQUIPMENT
MANAGER



DAN FARRELL
SENIOR VICE PRESIDENT
SALES & MARKETING



MIKE WHITTLE
SENIOR VICE PRESIDENT &
GENERAL COUNSEL



BRAD WOOD
SENIOR VICE PRESIDENT &
CHIEF FINANCIAL OFFICER



VICKI BRYANT
VICE PRESIDENT,
EVENT SERVICES
& MERCHANDISING



MATT GIFFORD
VICE PRESIDENT,
STADIUM OPERATIONS



DAN GOOD
VICE PRESIDENT,
BUSINESS DEVELOPMENT



MICHAEL HALL
VICE PRESIDENT,
COMMUNITY RELATIONS
& EXECUTIVE DIRECTOR,
CARDINALS CARE



MARK MURRAY
VICE PRESIDENT,
BUSINESS STRATEGY &
ANALYTICS



JOE STROHM
VICE PRESIDENT,
TICKET SALES



**THANE VAN
BREUSEGEN**
VICE PRESIDENT,
CORPORATE MARKETING &
STADIUM ENTERTAINMENT



ST. LOUIS CARDINALS EMPLOYEES



Barry Abbett
Stadium Operations



Celina Allen
Corporate Sales



Megan Armstrong
Ticket Sales



Payton Asmus
Ticket Sales



Jacob Aug
Ticket Sales



Heather Bacon
Purchasing



Hope Baker
Stadium Operations



Jason Baker
Information Technology



Scott Baker
Ticket Sales



Whitney Banker
Ticket Sales



Patrick Barrett
Stadium Operations



Brian Bartow
Communications



Amanda Beaton
Ticket Sales



Mary Clare Bena
Ticket Sales



Amy Berra
Museum



Ken Biekert
Stadium Operations



Liz Blase
Accounting



Angela Bourget
Information Technology



Ben Boyd
Corporate Sales



Justin Boyer
Information Technology



Katie Brandenburg
Corporate Sales




Jamie Brickler
Ticket Sales



Gretchen Brune
Corporate Sales



Thomas Burton
Ticket Sales



Jeremy Busby
Ticket Sales

FRONT OFFICE



Steve Carpenter
Ticket Sales



Rex Carter
Accounting



Kyle Cassity
Corporate Sales



Kelly Cheatham
Event Services



Whitney Clark
Corporate Sales



Martin Coco
Marketing



Jennifer Coticchio
Event Services



Patty Cooper
Accounting



Nolyn Coughlin
Ticket Sales



Jeanette Crowder
Ticket Sales



Robyn Curtis
Corporate Sales



Andrew Dean
Ticket Sales



Rasheed DeBord
Ticket Sales



Kyle Dinges
Corporate Sales



Sean Driver
Stadium Operations



Megan Eberhart
Corporate Sales



Ryan Eberhart
Ticket Sales



Kerry Emerson
Ticket Sales



Meghan Essman
Community Relations



Tim Falkner
Stadium Entertainment



Nora Farrell
Marketing



Rob Fasoldt
Ticket Sales



Bill Findley
Stadium Operations



Shannon Fitzgerald
Ticket Sales




Michelle Flach
Accounting



ST. LOUIS CARDINALS EMPLOYEES



Fredbird
Team Mascot



Justin Frisch
Ticket Sales



Wes Froeschner
Content & Production



Adam Froidl
Corporate Sales



Nicholas Garzia
Legal Office



Jim Gilstrap
Publications



Luke Gray
Ticket Sales



Deanne Green
Human Resources



Nate Green
Event Services



Elroy Gretzmacher
Stadium Operations



Lisa Haffer
Ticket Sales



Mitch Handegan
Ticket Sales



Michael Hansen
Information Technology



Keith Harris
Information Technology



Justin Hatcher
Stadium Operations



Jared Haukap
Stadium Entertainment



Paul Hayden
Accounting



Christian Heutel
Ticket Sales




Kurt Hoewel
Accounting



Marissa Hoover
Accounting



David Hunn
Information Technology



Zac Husman
Ticket Sales



Erik Jaffry
Event Services



Pierce Jefferson
Ticket Sales



Linda Johnson
Event Services

FRONT OFFICE



Marybeth Johnson
Community Relations



Matthew Jordan
Information Technology



Grace Kell
Ownership/Legal Office



Gabe Kiley
Publications



Chelsea King
Community Relations



Chris King
Ticket Sales



Justin Klutenkamper
Information Technology



Shannon Lacker
Ticket Sales



Nancy Landa
Ticket Sales



Kathy Langenfeld
Marketing



George Laningham
Stadium Operations




Julie Laningham
President's Office



Phil Leara
Information Technology



Aleah Likas
Event Services



Adele Linderman
Ticket Sales



Missy Liotta
Accounting



Kristin Livingston
Corporate Sales



Dan Looney
Stadium Operations



John Lowry
Accounting



Carol Lueke
Communications



Nathan Mackin
Ticket Sales



Hosei Maruyama
Stadium Operations



Thomas McCarty
Ticket Sales



Brett McMillan
Content & Production



Stan McNeal
Publications



ST. LOUIS CARDINALS EMPLOYEES

FRONT OFFICE



Elisabeth Meinecke
Publications



Phil Melcher
Stadium Operations



Ashleigh Middlebrook
Stadium Operations



Chris Molina
Purchasing



Terry Moll
Stadium Operations



Tyler Munie
Content & Production



Mudi Munyati
Ticket Sales



Jennifer Needham
Ticketing & Business
Analysis



Jeremy Neel
Stadium Operations



Tom Parchomski
Corporate Sales



Bonnie Parres
Community Relations




Greg Pauli
Information Technology



Chris Perfater
Information Technology



Joe Pfeiffer
Corporate Sales



Sheila Pinsker
Event Services



Paul Pohlman
Ticket Sales




Erin Pruhs
Museum



Lori Rains
Ticket Sales



Brianna Reese
Ticket Sales



Matt Reisner
Ticket Sales



Cindy Richards
Stadium Operations




Sam Roberts
Ticket Sales



Andrea Robinson
Ticket Sales



Stanley Ruchalski
Stadium Operations



Gail Ruhling
Corporate Sales



Michael Salony
Ticket Sales



Dolores Scanlon
Ticket Sales



Mairead Scanlon
Stadium Operations



Brittany Schelp
Museum



Joe Schindler
Stadium Operations



Ben Scott
Ticket Sales



Justin Scott
Stadium Operations



Taylor Scott
Event Services



Tracey Sessions
Accounting



Matt Shead
Stadium Entertainment



Carson Shipley
Communications



Tony Simokaitis
Content & Production



Elaine Sims
Stadium Operations



Amanda Small
Community Relations



Brian Smith
Information Technology



Jerry Smith
Stadium Operations




Cullen Speckhals
Ticket Sales



Justin Sprengel
Stadium Entertainment



Larry State
Corporate Sales



Emily Stephens
Content & Production



Julie Stevens
Ticket Sales




Alex Stone
Ticket Sales



Megan Stubblefield
Event Services



Paris Star Suzuki
Ticket Sales



Laney Thacker
Stadium Operations



ST. LOUIS CARDINALS EMPLOYEES



Jacob Swanson
Stadium Operations



Ron Torrey
Stadium Operations



Melissa Tull
Marketing



Chris Tunno
Communications



Andrew Waldo
Ticket Sales



Kelly Walsh
Ticket Sales



Lindsey Weber
Community Relations



Bethany White
Ticket Sales



Reggie Whitted
Ticket Sales



Michael Whitty
Communications



Lester Williams
Stadium Operations



Tracy Williams
Purchasing



Craig Wilson
Stadium Entertainment



Taka Yanagimoto
Marketing



Perry Yee
Information Technology



Nic Zamora
Corporate Sales

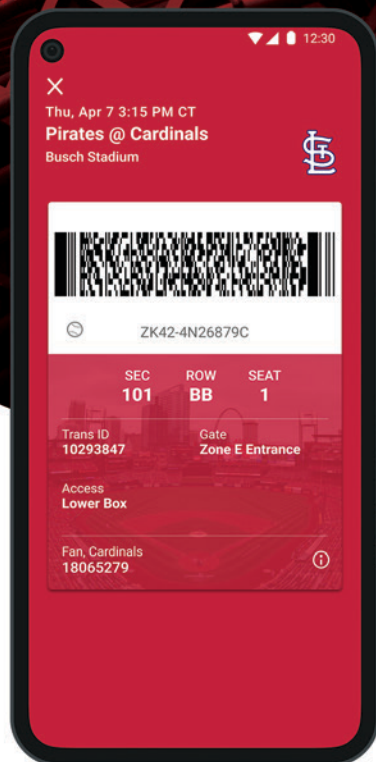
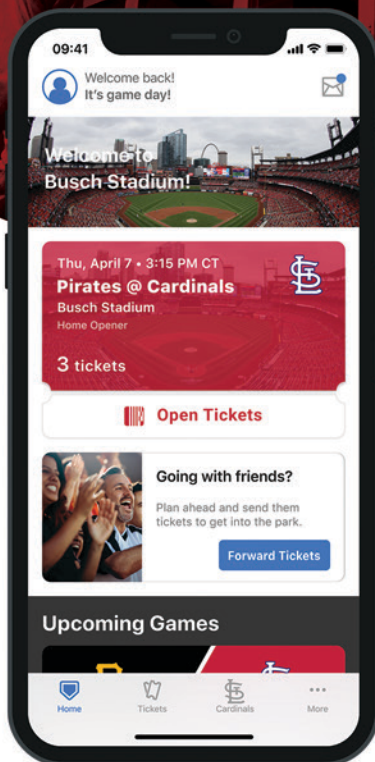


Steve Zesch
Publications



Matt Zurheide
Ticket Sales

THE OFFICIAL APP OF BUSCH STADIUM



Key Features:

- Purchase, access and manage your digital tickets.
- Check-in offers, rewards, and personalized history for ballparks visited.
- Team schedule, directions and parking information, stadium features and more.
- Interactive concourse maps and directory, including food and drinks menus.





LIVE LOOK-INS AND ANALYSIS ON MLB TONIGHT™

LIVE GAMES EVERY WEEK



GO TO FINDMLBNETWORK.COM FOR CHANNEL NUMBER

© 2022 MLB. Major League Baseball trademarks and copyrights are used with permission of Major League Baseball. Visit MLB.com. Any other marks used herein are trademarks of their respective owners.

2022 OFFICIAL  MEDIA GUIDE

St. Louis Cardinals



MANAGER, COACHES, AND PLAYERS



OLIVER "OLI" MARMOL

(Marm-ul)

37

FULL NAME: Oliver "Oli" J. Marmol
BORN: Elizabeth, New Jersey
DATE OF BIRTH: July 2, 1986
OPENING DAY AGE: 35 (Turns 36 on July 2)
UNIFORM NUMBERS WORN: 37 (2017-present)

MANAGER



MARMOL — MANAGERIAL RECORD

Year	Club	League	Finish	W	L
2012	Johnson City	Appalachian (R)	2nd (West)	39	28
2013	State College	New York-Penn (SS-A)	1st (Pinckney)	48	27
2014	State College*	New York-Penn (SS-A)	1st (Pinckney)	48	28
2015	Palm Beach	Florida State (A)	2nd (South)	75	63
2016	Palm Beach	Florida State (A)	6th (South)	58	79
MINOR TOTALS				268	225

* League Champions

MARMOL — PLAYING RECORD

Year Team	AVG	G	AB	R	H	2B	3B	HR	RBI	SH	SF	HBP	BB	IBB	SO	SB	CS	GDP	SLG	OBP	E
2007 Batavia	.213	33	122	20	26	4	0	0	10	2	1	5	16	0	27	7	3	3	.246	.326	11
Quad Cities	.209	31	86	12	18	3	1	0	7	2	1	4	7	0	13	4	2	2	.267	.296	11
2008 Quad Cities	.195	47	154	19	30	7	1	0	12	3	0	6	10	0	40	12	3	3	.253	.271	14
Palm Beach	.180	44	122	16	22	5	1	1	14	2	0	3	8	0	29	10	0	1	.262	.248	11
2009 Palm Beach	.204	74	186	22	38	10	1	2	13	2	2	15	18	0	55	5	3	4	.301	.321	15
2010 Palm Beach	.221	33	104	19	23	9	0	2	12	1	2	7	12	0	33	4	2	1	.365	.336	1
MINOR TOTALS	.203	262	774	108	157	38	4	5	68	12	6	40	71	0	197	43	13	14	.282	.301	63

CAREER NOTES:

Oliver "Oli" Marmol was named the 51st manager in Cardinals franchise history on October 25, 2021, and at age 35, the youngest since Marty Marion who piloted the team at age 34 in 1951. He was signed to a three-year contract that runs thru the 2024 season.

Marmol spent the past five seasons as a member of the Cardinals Major League Coaching Staff, the past three (2019-21) as the team's Bench Coach after serving as the First Base Coach from 2017-18.

Oli, who was born in New Jersey, and is of Dominican descent, is only the second minority to manage the Cardinals and the first since Cuban-born Mike González did so for parts of the 1938 and 1940 seasons.

Marmol spent five seasons (2012-16) managing in the Cardinals farm system, leading his teams to the postseason in four of those five seasons, including the New York-Penn League title in 2014 with State College (Pa.).

Marmol's teams were a combined 268-225 (.544), posting league-best 48-win seasons in both 2013 and 2014 at State College.



In 2015, his first season managing at Palm Beach, the Cardinals reached the postseason for the first time since 2008, winning the Florida State League South Division second half before being eliminated in the first round. Prior to 2015, the last time Palm Beach had reached the FSL postseason, Marmol was the team's second baseman.

In 2014, Marmol led the State College team to the New York-Penn League Championship, defeating Hudson Valley in two straight games when facing elimination, then defeated Tri-City for the crown. The Spikes posted 48 wins for the second consecutive season, a year after Marmol led State College to the best record in the New York-Penn League at 48-27.

The former Cardinals minor league infielder led the 2012 Johnson City squad to a 39-28 record and a playoff appearance in his first season as a manager. Marmol began his coaching career in 2011 as the hitting coach at the Gulf Coast League level under manager Steve Turco.

Marmol spent four years playing in the Cardinals system, finishing his career with the Palm Beach Cardinals in 2010. Marmol was originally drafted by the Pittsburgh Pirates in 2004 out of Dr. Phillips High School in Orlando, Fla., but decided to forego professional ball to attend college, where he batted .327 over three seasons at the College of Charleston (S.C.). He was drafted out of college in the sixth round of the 2007 June First-Year Player Draft by St. Louis.

Marmol was voted the recipient of the Cardinals organization's prestigious George Kissell Award in 2013 for excellence in player development.

In January of 2015, Oli, along with a young man named Josiah Viera were named co-recipients of the "Good Guy" Award presented by the St. Louis Chapter of the BBWAA. Marmol had befriended Josiah who had an extremely rare genetic disease that accelerates aging in children, and had him join in team activities at State College.

Marmol, 35, resides in Jacksonville, Fla. in the off-season with his wife, Amber, and their daughters Riley (9/15/17) and Kylie (8/29/19).

PROFESSIONAL COACHING CAREER	
St. Louis Cardinals Manager	2022
St. Louis Cardinals Bench Coach	2019-21
St. Louis Cardinals First Base Coach.....	2017-18
Palm Beach (A) Manager	2015-16
State College (SS-A) Manager	2013-14
Johnson City (R) Manager.....	2012
Gulf Coast League Cardinals (R) Hitting Coach.....	2011

AWARDS & HONORS	
George Kissell Award	2013: State College (SS-A)
New York-Penn League Championship	2014: State College (SS-A)
St. Louis BBWAA Good Guy Award	2015

MARMOL, OLIVER "OLI"



JEFF ALBERT

54

FULL NAME: Jeffrey M. Albert
BORN: Rochester, New York
DATE OF BIRTH: October 31, 1980
OPENING DAY AGE: 41
UNIFORM NUMBERS WORN: 46 (2018), 54 (2019-present)

HITTING COACH



ALBERT — COMPLETE RECORD

Year Team	AVG	G	AB	R	H	2B	3B	HR	RBI	SH	SF	HBP	BB	IBB	SO	SB	CS	GDP	SLG	OBP	E
2003 Washington (Pa.)	.176	9	17	2	3	1	0	0	0	0	0	1	0	0	4	0	0	1	.235	.458	0
2007 Shreveport	.000	2	4	0	0	0	0	0	1	0	1	0	1	0	0	0	0	0	.000	.167	0
INDEPENDENT TOTALS	.143	11	21	2	3	1	0	0	1	0	1	1	1	0	4	0	0	1	.190	.399	0

CAREER NOTES:

Jeff Albert was hired as the St. Louis Cardinals hitting coach in November 2018 after the previous six years in the Houston Astros organization.

The 41-year old hitting instructor was the second hitting coach with the Astros in 2018 after serving as the minor league hitting coordinator from 2014-17 and 2013 as the roving hitting instructor.

Prior to his time with the Astros, Albert launched his professional coaching career with the Cardinals organization starting as hitting coach for the Batavia MuckDogs of the short-season A ball affiliate in the New York-Penn League. The MuckDogs won the New York-Penn League title in 2008 knocking off Jamestown 2-0 in the championship series.

Albert advanced to the Cardinals High-A Florida State League affiliate in Palm Beach where he served as hitting coach from 2009-12.

Prior to entering the coaching ranks, Albert played two seasons of Independent League baseball for the Washington (Pa.) Wild Things in 2003 and the Shreveport Captains in 2007.

Albert's college playing career was spent at Butler University where he lettered twice for the Bulldogs and helped lead them to their highest win total in program history with 34 wins in 2002 and again in 2003, a total which was not matched by another Butler baseball team until they won 34 again in 2018. In 2002, Albert led the team with 34 RBI garnering Second Team All-Horizon League honors at third

PROFESSIONAL COACHING CAREER

St. Louis Cardinals Hitting Coach	2019-2022
Houston Astros Second Hitting Coach	2018
Houston Astros Minor League Hitting Coord.....	2014-17
Houston Astros Roving Hitting Instructor.....	2013
Palm Beach (A) Hitting Coach.....	2009-12
Batavia (SS-A) Hitting Coach	2008

AWARDS & HONORS

New York-Penn League Championship
 2008: Batavia (SS-A)

base. He finished his collegiate career with a .284 batting average and 10 home runs.

His accolades off the field include a Master's Degree in Exercise Science from Louisiana Tech University where he was also involved in various baseball training and research, as well as strength and conditioning work with the school's baseball and softball programs.

Albert is a certified strength and conditioning specialist (CSCS) through the National Strength and Conditioning Association (NSCA), and runs swingtraining.net, which is a site dedicated to baseball training and analysis.

He resides in Jupiter, Florida.



ST. LOUIS CARDINALS ALL-TIME COACHES ROSTER

Jeff Albert2019-22	Tony Kaufmann.....1947-50	Heinie Peitz 1913
Mike Aldrete2012-14	Johnny Keane1959-61	Joe Pettini.....2002-11
Tony Auferio 1973	Bill Killefer..... 1926	Gaylen Pitts1991-95
Don Baylor 1992	George Kissell.....1969-75	Howie Pollet 1959-64
Joe Becker1965-66	Hub Kittle.....1981-83	Bill Posedel.....1954-57
David Bell2014-17	Darold Knowles..... 1983	Jamie Quirk1984
Vern Benson 1961-64, 70-75	Fred Koenig..... 1976	Tommy Reynolds..... 1996
Ray Blades.....1930-32, 51	Jack Krol.....1977-80	Dave Ricketts 1974-75, 78-91
Ken Boyer1971-72	Rene Lachemann.....1997-99	John Riddle1952-55
Steve Braun 1990	Hal Lanier.....1981-85	Mark Riggins 1995
Mark Budaska2018-19	Carney Lansford1997-98	Jim Rigglesman1989-90
Jose Cardenal1994-95	Johnny Lewis 1973-76, 84-89	Mike Roarke1984-90
Chris Chambliss1993-95	Derek Lilliquist2011-17	Sonny Ruberto1977-78
Stubby Clapp2019-22	Nick Leyva.....1984-88	Mike Ryba 1951-54
Joe Coleman1991-94	John Mabry2013-18	Red Schoendienst.....1962-64,79-95
Dave Collins1991-92	Mike Maddux.....2018-22	Barney Schultz1971-75
Walker Cooper 1957	Chris Maloney2012-17	Joe Schultz.....1963-68
Joe Cunningham..... 1982	Marty Marion 1950	Skip Schumaker2022
Mark DeJohn..... 1996-2001	Oliver Marmol.....2017-21	Mike Shildt.....2017-18
Bucky Dent.....1991-94	Marty Mason2000-10	Burt Shotton1923-25
Dave Duncan 1996-2011	Dal Maxvill1979-80	Dick Sisler1966-70
Mike Easler 1999-2001	Derrick May2016	Hal Smith.....1962
Bryan Eversgerd2018-22	Willie McGee2018-22	Al Sothoron1927-28
Bob Gibson 1995	Mark McGwire.....2010-12	Joe Sugden1921-25
Preston Gomez 1976	Dave McKay..... 1996-2011	Lee Thomas1972, 83
Mike Gonzalez1934-46	Bill McKechnie..... 1927	Ray Thomas.....1922
George Greer2018	Hal McRae2005-09	Tim Thompson.....1981
Stan Hack1957-58	Dyar Miller2012	Tink Turner.....1924
Rich Hacker.....1986-90	Bob Milliken.....1965-70, 76	Mickey Vernon1965
Ron Hassey..... 1996	Terry Moore..... 1949-52, 56-58	Dixie Walker1953, 55
George Hendrick.....1996-97	Mo Mozzali 1977-78	Harry Walker1959-62
Chuck Hiller1981-83	Bill Mueller.....2015-18	Turner Ward2022
Al Hollingsworth1957-58	Billy Muffett.....1967-70	Buzzy Wares.....1930-52
Johnny Hopp..... 1956	Greasy Neale 1929	Ron "Pop" Warner.....2017-22
Jack Hubbard..... 1993	Charley O'Leary1913-17	Otto Williams1926
Blaise Ilsley2013-17	Jack Onslow 1928	Bart Zeller.....1970
Jobel Jiménez2019-21	Jose Oquendo..... 1999-2015, 18	Tom Zimmer.....1976
Darrell Johnson1960-61	Claude Osteen1977-80	
Lou Kahn.....1954-55	Mitchell Page.....2001-04	
Ray Katt.....1959-61	Dave Parker 1998	



STUBBY CLAPP

82

FULL NAME: Richard Keith Clapp

BORN: Windsor, Ontario, Canada

DATE OF BIRTH: February 24, 1973

OPENING DAY AGE: 49

UNIFORM NUMBERS WORN: 29 (2001), 11 (2019), 82 (2020)

FIRST BASE COACH



CLAPP — PLAYING RECORD

Year	Team	AVG	G	AB	R	H	2B	3B	HR	RBI	SH	SF	HBP	BB	IBB	SO	SB	CS	GDP	SLG	OBP	E
1996	Johnson City	.223	29	94	25	21	3	2	1	15	1	1	1	26	0	15	9	2	2	.330	.393	3
1997	Prince William	.318	78	267	51	85	21	6	4	46	4	4	6	52	2	41	9	4	2	.487	.435	8
1998	Arkansas	.278	139	514	113	143	30	9	12	57	8	6	8	86	3	100	18	10	10	.442	.386	17
1999	Memphis	.260	110	393	72	102	26	2	14	62	4	4	3	53	4	96	7	7	9	.443	.349	8
2000	Memphis	.273	129	505	89	138	28	8	1	52	6	4	5	80	0	88	10	5	7	.366	.375	15
2001	ST. LOUIS	.200	23	25	0	5	2	0	0	1	0	0	0	1	0	7	0	0	0	.280	.231	0
	Memphis	.304	86	299	48	91	14	7	5	33	4	1	1	43	2	46	8	4	4	.448	.392	10
2002	Memphis	.242	100	359	49	87	19	2	2	20	0	2	5	46	4	70	2	7	9	.323	.335	12
2003	Richmond	.217	105	286	43	62	11	9	3	23	4	2	5	46	0	66	6	2	6	.350	.333	9
2004	Syracuse	.287	29	87	13	25	8	2	0	6	1	0	3	15	1	18	0	2	1	.425	.410	5
	New Hampshire	.226	19	53	10	12	7	0	1	9	0	0	0	10	1	14	0	0	2	.415	.349	1
2005	Edmonton	.286	87	350	60	100	29	3	5	42	1	4	7	44	1	45	14	5	1	.429	.373	15
2006	Edmonton	.323	79	303	61	98	19	5	1	34	2	0	5	63	1	34	32	12	6	.429	.447	17
MINOR TOTALS		.268	824	2857	513	766	167	47	43	323	32	24	37	457	17	554	69	43	52	.405	.373	91
MAJOR TOTALS		.200	23	25	0	5	2	0	0	1	0	0	0	1	0	7	0	0	0	.280	.231	0
INDEPENDENT TOTALS		.303	166	653	121	198	48	8	6	76	3	4	12	107	2	79	46	17	7	.429	.409	32

CLAPP — MANAGERIAL RECORD

Year	Club	League	Finish	W	L
2011	Tri-City	New York-Penn (SS-A)	3rd (Stedler Division)	33	42
2012	Tri-City	New York-Penn (SS-A)	1st (Stedler Division)	51	25
2017	Memphis*	Pacific Coast (AAA)	1st (American Southern)	91	50
2018	Memphis*	Pacific Coast (AAA)	1st (American Southern)	83	57
MINOR TOTALS				258	174

* League Champions



CAREER NOTES:

Stubby Clapp enters his 4th season as a member of the St. Louis Cardinals coaching staff after serving as the manager of the triple-A Memphis Redbirds of the Pacific Coast League from 2017-18.

Clapp won back-to-back PCL titles in his two years as manager of the Redbirds and won the Triple-A Championship in 2018 as Memphis crushed Durham 14-4 in the title game giving the Redbirds their first such title after finishing runner-up in 2000, 2009 and 2017.

In two years as the Memphis skipper, Clapp recorded a .619 winning percentage (174-107) including a franchise-best record of 91-50 in 2017.

Clapp has been recognized as Pacific Coast League Manager of the Year in 2017 and 2018. Baseball America recognized Clapp as their Minor League Manager of the Year in 2017 and he received the J. Roy Stockton/Bob Broeg Award for outstanding achievement in baseball from the St. Louis chapter of the BBWAA.

Prior to 2017, Clapp managed two years (2011-12) in the Astros organization with Tri-City of the New York-Penn League leading the Valley Cats to a first place division finish in 2012 and runner-up in the championship series to Hudson Valley.

Clapp came to the Cardinals from the Blue Jays organization where he was a hitting coach for double-A New Hampshire (2015-16) of the Eastern League and before that with single-A Dunedin (2013-14) of the Florida State League. In 2014, Clapp received the Blue Jays' 2014 Bobby Mattick Award for excellence in Player Development.

Often referred to as the "Mayor of Memphis," Clapp became the first and only Memphis Redbirds player to have his number retired by the team in 2007. Known for his grit and hard play day in and day out, Clapp was beloved by fans for his energy and the backflips he routinely performed when taking the field.

In his Redbirds career, Clapp appeared in a total of 425 games. He sits at the top of the Redbirds' career leaders in walks (222) and triples (19), while also ranking second in runs scored (258) and third in games (425), at-bats (1,556), hits (418), doubles (87), and extra-base hits (128). He was a member of the Redbirds' first PCL Championship team in 2000, where he hit three homers and drove in 11 during the playoffs. Earlier that year, Clapp recorded the first hit in AutoZone Park history, with a single to center, and set the Redbirds' single-season record for triples with eight.

A graduate of Texas Tech University, the Windsor, Ontario, native was drafted by the St. Louis Cardinals in the 36th round of the 1996 First-Year Player Draft. He played for Johnson City (R) in 1996, Prince William (A) in 1997 and Arkansas (AA) in 1998 before making his debut with Memphis (AAA) on April 8, 1999 against Calgary at Tim McCarver Stadium.

Clapp made his Major League debut on June 18, 2001 against the Cubs. He appeared in 23 career games for the Cardinals that season, posting a .200 average with two doubles and one RBI.

Clapp played the 2003 season for the Braves' Richmond (AAA), followed by a 2004 campaign that was split between New Hampshire (AA) and Syracuse (AAA) in the Blue Jays organization. Clapp finished his career playing the 2005-06 seasons for the Edmonton Cracker-Cats of the independent Northern League.

Following his playing career, Clapp spent 2007-12 in the Houston Astros organization: three seasons as the hitting coach for Lexington (A), one season as hitting coach for Corpus Christi (AA), before taking on his first managerial role with Tri-City.

Clapp has represented Canada in numerous international baseball competitions. He recorded a game-winning, bases-loaded single to beat the United States in the first round of the 1999 Pan American Games in Winnipeg. Clapp also played for the Canadian National team in the 2004 Olympics in Athens, 2008 Olympics in Beijing, and the 2006 and 2009 World Baseball Classics. Clapp served as a coach in the 2013 World Baseball Classic and was third base coach for the gold medal-winning Canada national baseball team at the 2015 Pan American Games.

The 49-year-old was the third member of his family to be given the nickname "Stubby," along with his grandfather and father. He and his wife, Chastity, have three children: sons Cooper (aka "Stubby IV") and Cannan, and daughter Crosbie.

PROFESSIONAL COACHING CAREER

St. Louis Cardinals First Base Coach	2019-22
Memphis (AAA) Manager	2017-18
New Hampshire (AA) Hitting Coach	2015-16
Team Canada Third Base Coach (Pan-Am).....	2015
Dunedin (A) Hitting Coach.....	2013-14
Team Canada Coach (WBC).....	2013
Tri-City (SS-A) Manager.....	2011-12
Corpus Christi (AA) Hitting Coach.....	2010
Lexington (A) Hitting Coach.....	2007-09

AWARDS & HONORS

Triple-A Championship
2018: Memphis (AAA)

Pacific Coast League Championship
2018: Memphis (AAA)
2017: Memphis (AAA)

George Kissell Award
2017: Memphis (AAA)

Pan-American Games - Gold Medal
2015: Canada

New York Penn-League Runner-Up
2012: Tri-City (SS-A)

PLAYER

Pacific Coast League Championship
2000: Memphis (AAA)



BRYAN EVERSGERD

72

FULL NAME: Bryan David Eversgerd

BORN: Centralia, Illinois

DATE OF BIRTH: February 11, 1969

OPENING DAY AGE: 53

UNIFORM NUMBERS WORN: 24 (1994), 26 (1995), 52 (1997),
21 (1998), 72 (2018-present)

BULLPEN COACH



EVERSGERD — COMPLETE RECORD

Year	Club	W-L	ERA	G	GS	SV	IP	H	R	ER	BB	SO
1989	Johnson City	2-3	3.64	16	1	0	29.2	30	16	12	12	19
1990	Springfield	6-8	4.14	20	15	0	104.1	123	60	48	26	55
1991	Savannah	1-5	3.47	72	0	1	93.1	71	43	36	34	97
1992	Arkansas	0-1	6.75	6	0	0	5.1	7	4	4	2	4
	St. Petersburg	3-2	2.68	57	1	0	74	65	25	22	25	57
1993	Arkansas	4-4	2.18	62	0	0	66	60	24	16	19	68
1994	ST. LOUIS	2-3	4.52	40	1	0	67.2	75	36	34	20	47
	Louisville	1-1	4.50	9	0	0	12	11	7	6	8	8
1995	Montreal	0-0	5.14	25	0	0	21	22	13	12	9	8
1995	Ottawa	6-2	2.38	38	0	2	53	49	21	14	26	45
1996	Oklahoma City	3-3	2.74	38	5	4	65.2	57	21	20	14	60
	Trenton	1-0	2.57	4	0	0	7	6	2	2	4	2
1997	Texas	0-2	20.25	3	0	0	1.1	5	3	3	3	2
	Oklahoma City	1-3	4.24	26	7	0	76.1	91	48	36	24	43
	Hagerstown	0-0	4.50	5	0	0	8	13	4	4	2	2
1998	ST. LOUIS	0-0	9.00	8	0	0	6	9	7	6	2	4
	Memphis	2-5	3.34	49	0	0	56.2	51	25	21	20	50
1999	Memphis	6-6	2.86	59	0	2	66	56	26	21	15	46
2000	Memphis	4-4	3.50	48	0	0	72	67	32	28	20	52
MAJOR TOTALS		2-5	5.16	76	1	0	96	111	59	55	34	61
MINOR TOTALS		40-47	3.31	509	29	9	789.1	757	358	290	251	608

CAREER NOTES:

Bryan Eversgerd is in his fifth season as Bullpen Coach on the Cardinals' staff. Previously, he had served five years (2013-17) as the pitching coach for Memphis (AAA).

In 2019, Cardinals relievers led the majors with 52 saves and ranked 2nd in the N.L. to the Los Angeles Dodgers (3.78) with their 3.82 ERA. The team's 71.2 save pct. led the senior circuit and ranked 3rd overall in the majors, while their collective .219 opponent's batting average paced the majors, and their 97 Holds ranked 3rd in the N.L.

Prior to arriving in St. Louis, Eversgerd's Memphis staff led the Pacific Coast League with a 3.77 ERA in 2017 while winning the league championship. The Redbirds' 3.77 ERA was the only sub-4.00 ERA in the PCL that season.



Prior to his stint at Memphis, Eversgerd spent two seasons (2011-12) in Springfield (AA) as pitching coach for the Double-A Cardinals. While in Springfield, Eversgerd's 2012 staff registered a 3.83 team ERA and surrendered the second fewest hits en route to the Texas League Championship. The staff went on to hurl a postseason best 2.48 ERA over nine games in the Texas League playoffs. Eversgerd was awarded the George Kissell Award in 2012 for his efforts as voted on by his peers among the Cardinals minor league coaching staffs.

Eversgerd has been the pitching coach for three Cardinals Minor League Pitchers-of-the-Year in Jack Flaherty (2017) and former Cardinals hurlers Shelby Miller (2011) and Seth Maness (2012). In 2013, Eversgerd was the pitching coach for 2013 National League Championship Series MVP Michael Wacha, who spent the majority of the year in Memphis and represented the Redbirds at the Triple-A All-Star Game.

His coaching tenure began at the Cardinals' Carolina League affiliate in 2001 at Potomac, before taking a two-year hiatus and returning as pitching coach for Peoria in the Midwest League. He remained in the Midwest League at Peoria and Quad Cities from 2004-07 before joining Double-A Springfield from 2008-09 and a year later at High-A Palm Beach in 2010.

Eversgerd began his playing career with the Cardinals, signing as a non-drafted free agent on June 14, 1989. He pitched a scoreless inning of relief in his Major League debut for the Cardinals on April 26, 1994, and picked up his first big-league win in his only Major League start on May 20, 1994 at Florida. The left-hander also pitched for Montreal and Texas before returning to St. Louis from 1998 to 2000.

Eversgerd, 53, graduated from Carlyle (Ill.) High School in 1987, playing college baseball at Kaskaskia Community College and leading the team to the 1989 sectional championship. He resides in Centralia, Ill., with his wife, Lisa, daughter, Kristen (24) and son, Jacob (22).

PROFESSIONAL COACHING CAREER

St. Louis Cardinals Bullpen Coach	2018-22
Memphis (AAA) Pitching Coach	2013-17
Springfield (AA) Pitching Coach	2011-12
Palm Beach (A) Pitching Coach	2010
Springfield (AA) Pitching Coach	2008-09
Peoria/Quad Cities (A) Pitching Coach	2004-07
Potomac (A) Pitching Coach	2001

AWARDS & HONORS

George Kissell Award
2012: Springfield (AA)

Pacific Coast League Championship
2017: Memphis (AAA)

Texas League Championship
2012: Springfield (AA)

PLAYER

Pacific Coast League Championship
2000: Memphis (AAA)



MIKE MADDUX

31

FULL NAME: Michael Ausley Maddux

BORN: Dayton, Ohio

DATE OF BIRTH: August 27, 1961

OPENING DAY AGE: 60 (Turns 61 on August 27)

UNIFORM NUMBERS WORN: 44 (1986-89), 54 (1990), 51 (1991-94, '98-99), 60 (1995), 19 (1996), 20 (1997), 36 (2000, 03-08), 51 (2016-17), 31 (2009-15, 2018-present)

PITCHING COACH



MADDUX — COMPLETE RECORD

Year	Club	W-L	ERA	G	GS	SV	IP	H	R	ER	BB	SO
1982	Bend	3-6	3.99	11	10	0	65.1	68	35	29	26	59
1983	Spartanburg	4-6	5.44	13	13	0	84.1	98	62	51	47	85
	Peninsula	8-4	3.62	14	14	0	99.1	92	46	40	35	78
	Reading	0-0	6.00	1	1	0	3.0	4	2	2	1	2
1984	Reading	3-12	5.04	20	19	0	116.0	143	82	65	49	77
	Portland	2-4	5.84	8	8	0	44.2	58	32	29	17	22
1985	Portland	9-12	5.31	27	26	0	166.0	195	106	98	51	96
1986	Portland	5-2	2.36	12	12	0	84.0	70	26	22	22	65
	Philadelphia	3-7	5.42	16	16	0	78.0	88	56	47	34	44
1987	Maine	6-6	4.35	18	16	0	103.1	116	58	50	26	71
	Philadelphia	2-0	2.65	7	2	0	17.0	17	5	5	5	15
1988	Maine	0-2	4.18	5	3	0	23.2	25	18	11	10	18
	Philadelphia	4-3	3.76	25	11	0	88.2	91	41	37	34	59
1989	Scranton/W-B	7-7	3.66	19	17	0	123.0	119	55	50	26	100
	Philadelphia	1-3	5.15	16	4	1	43.2	52	29	25	14	26
1990	Albuquerque	8-5	4.25	20	19	0	108.0	122	59	51	32	85
	Los Angeles (NL)	0-1	6.53	11	2	0	20.2	24	15	15	4	11
1991	San Diego	7-2	2.46	64	1	5	98.2	78	30	27	27	57
1992	San Diego	2-2	2.37	50	1	5	79.2	71	25	21	24	60
1993	New York (NL)	3-8	3.60	58	0	5	75.0	67	34	30	27	57
1994	New York (NL)	2-1	5.11	27	0	2	44.0	45	25	25	13	32
1995	Pittsburgh	1-0	9.00	8	0	0	9.0	14	9	9	3	4
	Boston	4-1	3.61	36	4	1	89.2	86	40	36	15	65
1996	Pawtucket	2-0	3.21	3	3	0	14.0	13	5	5	2	9
	Boston	3-2	4.48	23	7	0	64.1	76	37	32	27	32
1997	Tacoma	0-0	0.00	1	1	0	5.0	1	0	0	2	5
	Las Vegas	0-2	5.62	3	3	0	16.0	23	11	10	9	13
	Seattle	1-0	10.12	6	0	0	10.2	20	12	12	8	7
1998	Montreal	3-4	3.72	51	0	1	55.2	50	24	23	15	33
1999	San Bernardino	0-0	3.00	5	0	2	9.0	8	4	3	2	10
	Montreal	0-0	9.00	4	0	0	5.0	9	5	5	3	4
	Los Angeles	1-1	3.29	49	0	0	54.2	54	21	20	19	41
2000	Houston	2-2	6.26	21	0	0	27.1	31	20	19	12	17
MAJOR TOTALS		39-37	4.05	472	48	20	861.2	873	428	388	284	564



CAREER NOTES:

Mike Maddux is entering his fifth season as the Cardinals pitching coach, joining the club for the 2018 season after spending the previous two seasons (2016-17) serving in that role for the Washington Nationals.

In 2019, Cardinals pitchers finished 2nd in the National League in ERA (3.80), opponent batting average (.238) and home runs allowed (191). Rookie Dakota Hudson ranked 3rd in the N.L. with his 16 wins and Jack Flaherty put together one of the best second halves in Major League history, finishing 4th in the N.L. Cy Young voting.

In 2018, newly acquired pitcher Miles Mikolas went 18-4 in an All-Star season, including a perfect 10-0 road record becoming one of nine pitchers in MLB history to post an unblemished mark on the road with double-digit wins. His .818 winning percentage led all National League pitchers and was the best by a Cardinals pitcher since Kyle Lohse set the franchise record with an .842 win percentage in 2012.

In his two seasons with the Nationals, their pitchers posted a 3.69 ERA, including a 3.51 mark in 2016 that ranked 2nd in MLB. His starting staff struck out an NL single-season record 1,012 batters in 2017, surpassing their mark of 987 in 2016. In 2016, the Nationals relievers posted the best bullpen ERA in MLB at 3.35.

Maddux was also integral in the coaching of back-to-back National League Cy Young Award winner Max Scherzer in 2016-17.

Maddux, 60, went to Washington from the Texas Rangers where the Rangers had earned four postseason berths. From 2010-13, the Rangers were one of just five clubs (along with ATL, STL, OAK, and TB) to post four consecutive sub-4.00 team ERAs, accomplishing that feat for just the second time in Rangers history (six straight, 1974-79). Prior to Maddux's arrival, the Rangers had not posted an ERA lower than 4.00 since 1990. During his first five seasons with Texas (2009-13), their 3.94 team ERA was Texas' lowest ERA over a five-year span since 1981-85 (3.92) and in 2014, his staff ranked second in the American league with 17 shutouts, second-most in Texas history.

Maddux joined Texas after six years (2003-08) with the Brewers as pitching coach where he oversaw a Brewers staff that ranked second in the NL with a 3.85 ERA in 2008, the lowest mark by a Milwaukee club in 16 years, en-route to securing the Brewers' first postseason berth in 26 years.

He coached three seasons as the pitching coach for Houston's Double-A Round Rock from 2000-02. The Express made the Texas League playoffs all three seasons in which he was the pitching coach winning the league championship in 2000, crowned as co-champs in 2001 with Arkansas and lost in the semi-finals in 2002.

Maddux enjoyed a 15-year Major League playing career, going 39-37 with a 4.05 ERA in 472 games (48 starts) with Philadelphia (1986-89), Los Angeles (1990, 1999), San Diego (1991-92), New York Mets (1993-94), Pittsburgh (1995), Boston (1995-96), Seattle (1997), Montreal (1998-99), and Houston (2000). The right-hander appeared in the postseason with Boston in 1995, tossing 3.0 scoreless innings in two appearances vs. CLE in the American League Division Series.

"Mad Dog" is the older brother of 2014 National Baseball Hall of Fame inductee Greg Maddux. He played three years at the University of Texas-El Paso and graduated from Rancho (NV) High School in 1979. Mike and his wife, Lise, and daughters, Makayla and Lexie, reside in Westlake, Texas. Maddux is an avid hunter, golfer, and fisherman and he hit a pair of hole-in-ones in the same round on Oct. 14, 2019 at the Army-Navy course in Washington, D.C.

PROFESSIONAL COACHING CAREER

St. Louis Cardinals Pitching Coach.....	2018-22
Washington Nationals Pitching Coach	2016-17
Texas Rangers Pitching Coach	2009-15
Milwaukee Brewers Pitching Coach	2003-08
Round Rock (AA) Pitching Coach	2000-02

AWARDS & HONORS

American League Championship

2011: Texas

2010: Texas

Texas League Co-Championship

2001: Round Rock (AA)

Texas League Championship

2000: Round Rock (AA)

PLAYER

Pacific Coast League Championship

1990: Albuquerque (AAA)



SKIP SCHUMAKER

55

(SHOE-macher)

FULL NAME: Jared Michael "Skip" Schumaker

BORN: Torrance, California

DATE OF BIRTH: February 3, 1980

OPENING DAY AGE: 41

UNIFORM NUMBERS WORN: 55 (2005-13, 2015, 2022), 3 (2013), 25 (2014), 56 (2018-21)

BENCH COACH



SCHUMAKER — PLAYING RECORD

Year Team	AVG	G	AB	R	H	2B	3B	HR	RBI	SH	SF	HBP	BB	IBB	SO	SB	CS	GDP	SLG	OBP	E
2001 New Jersey	.253	49	162	22	41	10	1	0	14	2	1	1	29	1	33	11	2	4	.327	.368	2
2002 Potomac	.287	136	551	71	158	22	4	2	44	6	2	2	45	3	84	26	16	10	.352	.342	3
2003 Tennessee	.251	91	342	43	86	20	3	2	22	2	2	4	37	2	54	6	6	4	.345	.330	1
2004 Tennessee	.316	138	516	78	163	29	6	4	43	4	1	2	60	3	61	19	14	7	.419	.389	7
2005 Memphis	.287	115	443	66	127	24	3	7	34	8	5	2	29	1	54	14	3	14	.402	.330	1
ST. LOUIS	.250	27	24	9	6	1	0	0	1	0	0	0	2	0	2	1	0	0	.292	.308	0
2006 Memphis	.306	95	369	47	113	13	3	3	27	4	4	3	23	1	48	11	4	3	.382	.348	2
ST. LOUIS	.185	28	54	3	10	1	0	1	2	1	0	0	5	1	6	2	1	1	.259	.254	0
2007 Memphis	.306	59	232	34	71	16	0	7	31	2	1	2	27	1	37	2	3	4	.466	.382	1
ST. LOUIS	.333	88	177	19	59	12	2	2	19	1	2	0	8	0	20	1	1	5	.458	.358	2
2008 ST. LOUIS	.302	153	540	87	163	22	5	8	46	4	1	2	47	2	60	8	2	19	.406	.359	3
2009 ST. LOUIS	.303	153	532	85	161	34	1	4	35	1	1	0	52	2	69	2	2	4	.393	.364	1
2010 ST. LOUIS	.265	137	476	66	126	18	1	5	42	2	4	4	43	2	64	5	3	7	.338	.328	16
2011 ST. LOUIS	.283	117	367	34	104	19	0	2	38	1	3	2	27	3	50	1	1	10	.351	.333	8
2012 ST. LOUIS	.276	107	272	37	75	14	4	1	28	3	2	0	27	2	50	1	1	6	.368	.339	4
Memphis	.286	7	21	5	6	2	0	0	0	0	0	0	4	0	3	1	0	1	.381	.400	0
2013 Los Angeles (N.L.)	.263	125	319	31	84	16	0	2	30	3	0	5	28	0	54	2	2	11	.332	.332	7
2014 Cincinnati	.235	83	247	22	58	12	0	2	22	3	2	1	18	0	50	2	1	3	.308	.287	4
Louisville	.417	4	12	1	5	4	0	0	3	0	0	0	1	0	3	0	0	0	.750	.462	0
2015 Cincinnati	.242	131	244	23	59	20	0	1	21	0	1	0	23	2	51	2	2	7	.336	.306	22
MINOR TOTALS	.291	694	2648	367	770	140	20	25	218	28	16	16	255	12	377	90	48	56	.387	.355	16
MAJOR TOTALS	.278	1149	3252	416	905	169	13	28	284	19	16	14	280	14	476	26	17	73	.364	.337	58

SCHUMAKER, SKIP



CAREER NOTES:

Former Cardinals outfielder/infielder Skip Schumaker is entering his first season as a member of the Cardinals coaching staff, serving as the team's Bench Coach.

Schumaker, 41, served as the San Diego Padres Associate Manager the past two seasons (2020-21) and was the Padres First Base Coach from 2018-19. Prior to joining San Diego's Major League coaching staff, Schumaker served as an assistant to baseball operations and player development for the Padres from 2016-17 after concluding his 11-year major league playing career.

Drafted by the Cardinals in 2001 (5th round) out of the University of California-Santa Barbara, Schumaker debuted with the Cardinals in 2005 and was a member of both the 2006 and 2011 World Series Championship teams during his eight seasons (2005-12) in St. Louis.

Skip was an integral part of the 2011 title team, appearing in six games during the World Series, including starts in Game 5, 6 & 7. He batted .381 (8-for-21) in 11 games played during the 2011 postseason.

Schumaker's playing career concluded in 2015 after stints with the Los Angeles Dodgers (2013) and Cincinnati (2014-15). The left-handed hitting Schumaker compiled a career batting mark of .278 in 1,149 games played, posting .300-plus seasons in both 2008 (.302) and 2009 (.303). Schumaker transitioned from the outfield to playing second base on a regular basis in 2009, and totaled 487 career games played at the keystone along with his 561 career games in the outfield.

Schumaker graduated in 1998 from Aliso Niguel High School in Aliso Viejo, CA where he played baseball, basketball and football. He played American Legion ball for South Orange County from 1995-98. In 2006, Skip played for Team USA and batted .405 with a HR and 8 RBI in 9 games as the team went 8-1 and beat Cuba in the qualifying tournament for the 2008 Olympic Games.

In his final season at UC-Santa Barbara in 2001, Skip batted .400 with 100 hits and was named to the First Team Big West Conference.

Skip and his wife, Lindsey, have a son Brody (11/25/07) and a daughter Presley (11/18/09), and they make their off-season home in Ladera Ranch, Calif.

PROFESSIONAL COACHING CAREER

San Diego Padres Associate Manager.....	2020-21
San Diego Padres First Base Coach	2018-19

AWARDS & HONORS

World Series Championship

2006: St. Louis

2011: St. Louis

Darryl Kile Award

2010: St. Louis

BBWAA J. Roy Stockton/Bob Broeg Award Outstanding Achievement in Baseball

2009: St. Louis

MLBPA Marvin Miller Man of Year Nominee

2014: Cincinnati


2015: Cincinnati

Southern League (AA) All-Star

2004: Tennessee

Carolina League (A) All-Star

2002: Potomac



**WILLIE
McGEE**

51

FULL NAME: Willie Dean McGee
BORN: San Francisco, California
DATE OF BIRTH: November 2, 1958
OPENING DAY AGE: 63
UNIFORM NUMBERS WORN: 51 (1982-present)

COACH



McGEE — COMPLETE RECORD

Year	Team	AVG	G	AB	R	H	2B	3B	HR	RBI	SH	SF	HBP	BB	IBB	SO	SB	CS	GDP	SLG	OBP	E
1977	Oneonta	.236	65	225	31	53	4	3	2	22	3	2	2	13	-	65	13	4	-	.307	.281	10
1978	Fort Lauderdale	.251	124	423	62	106	6	6	0	37	8	2	2	50	-	78	25	8	-	.293	.331	9
1979	West Haven	.243	49	115	21	28	3	1	1	8	3	0	1	13	-	17	7	1	-	.313	.326	3
	Fort Lauderdale	.318	46	176	25	56	8	3	1	18	2	0	0	17	-	34	16	4	-	.415	.378	2
1980	Nashville	.283	78	223	35	63	4	5	1	22	4	1	2	19	-	39	7	8	-	.359	.343	6
1981	Nashville	.322	100	388	77	125	20	5	7	63	6	4	1	24	1	46	24	7	-	.454	.360	6
1982	ST. LOUIS	.296	123	422	43	125	12	8	4	56	2	1	2	12	2	58	24	12	9	.391	.318	11
1982	Louisville	.291	13	55	11	16	2	2	1	3	1	0	0	2	0	7	5	1	-	.455	.316	1
1983	ST. LOUIS	.286	147	601	75	172	22	8	5	75	1	3	0	26	2	98	39	8	8	.374	.314	5
	Arkansas#	.276	7	29	5	8	1	1	0	2	0	0	0	4	1	6	1	0	-	.379	.364	0
1984	ST. LOUIS	.291	145	571	82	166	19	11	6	50	0	3	1	29	2	80	43	10	12	.394	.325	6
1985	ST. LOUIS	*.353	152	612	114	*216	26	*18	10	82	1	5	0	34	2	86	56	16	3	.503	.384	9
1986	ST. LOUIS	.256	124	497	65	127	22	7	7	48	0	4	1	37	7	82	19	16	8	.370	.306	3
1987	ST. LOUIS	.285	153	620	76	177	37	11	11	105	1	5	2	24	5	90	16	4	*24	.434	.312	7
1988	ST. LOUIS	.292	137	562	73	164	24	6	3	50	2	3	1	32	5	84	41	6	10	.372	.329	9
1989	ST. LOUIS	.236	58	199	23	47	10	2	3	17	0	1	1	10	0	34	8	6	2	.352	.275	3
	Louisville#	.407	8	27	5	11	4	0	0	4	0	2	0	3	1	4	3	0	-	.556	.438	1
1990	ST. LOUIS	*.335	125	501	76	168	32	5	3	62	0	2	1	38	6	86	28	9	9	.437	.382	16
	Oakland	.274	29	113	23	31	3	2	0	15	0	0	0	10	0	18	3	0	4	.336	.333	1
1991	San Francisco	.312	131	497	67	155	30	3	4	43	8	2	2	34	3	74	17	9	11	.408	.357	6
	Phoenix#	.500	4	10	4	5	1	0	0	1	0	0	0	3	0	1	2	0	0	.600	.615	1
1992	San Francisco	.297	138	474	56	141	20	2	1	36	5	1	1	29	3	88	13	4	7	.354	.339	6
1993	San Francisco	.301	130	475	53	143	28	1	4	46	3	2	1	38	7	67	10	9	12	.389	.353	5
1994	San Francisco	.282	45	156	19	44	3	0	5	23	1	4	0	15	2	24	3	0	8	.397	.337	1
1995	Boston	.285	67	200	32	57	11	3	2	15	5	3	0	9	0	41	5	2	5	.400	.311	3
	Pawtucket	.476	5	21	9	10	0	0	0	2	0	0	0	0	0	4	2	0	0	.476	.476	1
1996	ST. LOUIS	.307	123	309	52	95	15	2	5	41	1	1	2	18	2	60	5	2	8	.417	.348	5
1997	ST. LOUIS	.300	122	300	29	90	19	4	3	38	0	1	0	22	2	59	8	2	6	.420	.347	2
1998	ST. LOUIS	.253	120	269	27	68	10	1	3	34	0	3	0	14	5	49	7	2	6	.331	.287	7
1999	ST. LOUIS	.251	132	271	25	68	7	0	0	20	0	2	0	17	3	60	7	4	5	.277	.293	3
MAJOR TOTALS		.295	2201	7649	1010	2254	350	94	79	856	30	46	15	448	58	1238	352	121	157	.396	.333	108

*Led league # Injury Rehabilitation Assignment



CAREER NOTES:

Willie McGee returns to the Cardinals Major League coaching staff for his fifth season and is responsible for a variety of areas including outfield play, base running and hitting. Prior to 2018, McGee spent several seasons serving as a Special Assistant to the GM, assisting with instruction at both the Major and Minor League levels.

McGee, 63, is a decorated member of the Cardinals organization, a beloved figure among Cardinals fans and a member of the St. Louis Cardinals Hall of Fame (inducted in 2014).

McGee, who came to the Cardinals organization in October of 1981 in a trade with the New York Yankees for pitcher Bob Sykes, emerged on the national scene in 1982 when he starred during the World Series with his spectacular catches and a pair of key homers that helped the Redbirds to their first World Championship since 1967.

As a key member of the Redbirds during the "Whitey Ball" era, McGee helped the Cardinals to two additional World Series appearances in 1985 and 1987 and in 1985 he became the first Cardinal voted the National League's Most Valuable Player since 1979 (Keith Hernandez), leading the Senior Circuit with his .353 batting average, 216 hits and 18 triples. His .353 batting mark and 216 hits from 1985 still stand as the Cardinals single-season records for a switch-hitter.

A four-time All-Star (1983, 1985, 1987, 1988), the fleet-footed McGee posted a career batting mark of .295 with 352 steals and 94 triples in 18 seasons with St. Louis (1981-90 & 1996-99), Oakland (1990), San Francisco (1991-94) and Boston (1995). He currently ranks among Cardinals all-time top-10 leaders in stolen bases (301-4th), triples (83-7th) and pinch-hits (59-3rd).

In July of 1990, McGee was traded to the Oakland Athletics and helped them to the American League Championship. That year he became the first player in Major League history to win a batting title (.335) in one league after having been traded to a team in the other league. After stints in San Francisco and Boston, Willie returned to St. Louis in 1996 and helped the Cardinals to the N.L. Central title before retiring after the 1999 season.

McGee won *Rawlings* Gold Glove awards for defensive excellence in 1983, 1985 and 1986 and was a National League Silver Slugger recipient in 1985.

A 1976 graduate of Harry Ellis High School in Richmond, Calif., McGee and his wife, Vivian, have five children, Nanuashika, Jessica, Whitney, Virginia, William, and eight grandchildren.

PROFESSIONAL COACHING CAREER

St. Louis Cardinals Coach.....2018-22

AWARDS & HONORS

National League Most Valuable Player

1985: St. Louis

National League All-Star

1983: St. Louis

1985: St. Louis

1987: St. Louis

1988: St. Louis

Rawlings Gold Glove Recipient

1983: St. Louis (OF)

1985: St. Louis (OF)

1986: St. Louis (OF)

Louisville Slugger Silver Slugger Award

1985: St. Louis (OF)

World Series Championship

1982: St. Louis

National League Championship

1985: St. Louis

1987: St. Louis

American League Championship

1990: Oakland

National League Batting Title

1985: St. Louis

1990: St. Louis



TURNER WARD

49

FULL NAME: Turner Max Ward
BORN: Orlando, Florida
DATE OF BIRTH: April 11, 1965
OPENING DAY AGE: 56 (Turns 57 on April 11)
UNIFORM NUMBERS WORN: 68 (1990), 20 (1991), 24 (1991-93), 16 (1993), 27 (1994-96), 12 (1997-99), 10 (1999-2000), 25 (2001)

ASSISTANT HITTING COACH



WARD — COMPLETE RECORD

Year Team	AVG	G	AB	R	H	2B	3B	HR	RBI	SH	SF	HBP	BB	IBB	SO	SB	CS	GDP	SLG	OBP	E
1986 Oneonta	.281	63	221	42	62	4	1	1	19	2	3	2	31	1	39	6	6	---	.321	.370	5
1987 Ft. Lauderdale	.294	130	493	83	145	15	2	7	55	7	3	6	64	4	83	25	3	---	.375	.380	8
1988 Columbus	.251	134	490	55	123	24	1	7	50	8	2	3	48	5	100	28	5	---	.347	.320	1
1989 Canton-Akron	.301	30	93	19	28	5	1	0	3	0	0	0	15	0	16	1	2	---	.376	.398	0
ARZ Indians	.200	4	15	2	3	0	0	0	1	0	0	0	2	0	2	1	0	---	.200	.294	0
1990 Col. Springs	.299	133	495	89	148	24	9	6	65	5	9	4	72	1	70	22	15	---	.420	.386	9
Cleveland	.348	14	46	10	16	2	1	1	10	0	0	0	3	0	8	3	0	1	.500	.388	1
1991 Syracuse	.330	59	218	40	72	11	3	7	32	1	0	0	47	1	22	9	6	5	.505	.449	0
Col. Springs	.196	14	51	5	10	1	1	1	3	1	0	0	6	0	9	2	1	1	.314	.281	1
Cleveland	.230	40	100	11	23	7	0	0	5	4	0	0	10	0	16	0	0	1	.300	.300	0
Toronto	.308	8	13	1	4	0	0	0	2	0	0	0	1	0	2	0	0	1	.308	.357	0
1992 Syracuse	.239	81	280	41	67	10	2	10	29	2	1	2	44	3	43	7	5	8	.396	.346	5
Toronto	.345	18	29	7	10	3	0	1	3	0	0	0	4	0	4	0	1	1	.552	.424	0
1993 Knoxville	.261	7	23	6	6	2	0	0	2	0	0	0	7	0	3	3	0	0	.348	.433	0
Toronto	.192	72	167	20	32	4	2	4	28	3	4	1	23	2	26	3	3	7	.311	.287	1
1994 Milwaukee	.232	102	367	55	85	15	2	9	45	0	5	3	52	4	68	6	2	9	.357	.328	4
1995 New Orleans	.242	11	33	3	8	1	1	1	3	0	0	0	4	0	10	0	0	1	.424	.324	1
Beloit#	.000	2	5	0	0	0	0	0	0	0	0	0	3	0	1	0	0	0	.000	.375	0
Milwaukee	.264	44	129	19	34	3	1	4	16	1	1	1	14	1	21	6	1	2	.395	.338	1
1996 New Orleans	.348	9	23	4	8	1	0	1	1	0	0	1	7	0	4	0	0	0	.522	.516	0
Milwaukee	.179	43	67	7	12	2	1	2	10	1	1	0	13	0	17	3	0	3	.328	.309	0
1997 Calgary	.340	59	209	44	71	18	3	9	44	0	1	5	24	0	26	7	1	5	.584	.418	3
Pittsburgh	.353	71	167	33	59	16	1	7	33	3	1	2	18	2	17	4	1	1	.587	.420	0
1998 Pittsburgh	.262	123	282	33	74	13	3	9	46	4	7	4	27	1	40	5	4	4	.426	.328	3
1999 Nashville	.292	35	89	15	26	3	1	2	17	0	0	1	16	0	14	3	1	1	.416	.406	2
Tucson	.375	12	40	9	15	2	0	2	8	0	0	1	7	0	4	4	1	1	.575	.479	2
Altoona#	.000	1	3	1	0	0	0	0	0	0	0	0	2	0	2	0	0	0	.000	.400	0
Pittsburgh	.209	49	91	2	19	2	0	0	8	3	1	1	13	0	9	2	2	2	.231	.311	2
Arizona	.348	10	23	6	8	1	0	2	7	0	1	0	2	0	6	0	0	0	.652	.385	0
2000 Tucson	.378	32	82	24	31	10	1	4	16	0	0	0	17	2	7	0	1	3	.671	.485	0
Arizona	.173	15	52	5	9	4	0	0	4	1	1	0	5	0	7	1	1	3	.250	.241	0
2001 Scranton-WB	.275	70	222	28	61	22	4	4	27	0	3	2	30	4	31	9	0	5	.464	.362	2
Philadelphia	.267	17	15	1	4	1	0	0	2	0	0	1	1	1	6	0	0	1	.333	.353	0
MINOR TOTALS	.287	886	3085	510	884	153	30	62	375	26	22	27	446	21	486	127	47	---	.416	.379	39
MAJOR TOTALS	.251	626	1548	210	389	73	11	39	219	20	22	13	186	11	247	33	15	36	.388	.332	12

*Led league # Injury Rehabilitation Assignment



WARD — MANAGERIAL RECORD

Year	Club	League	Finish	W	L
2006	GCL Pirates	Gulf Coast League (R)	2nd (South Division)	27	26
2007	State College (Pa.)	New York-Penn (A)	3rd (Pinckney Division)	36	39
2011	Mobile*	Southern (AA)	2nd/1st (South Division)	84	54
2012	Mobile*	Southern (AA)	1st/5th (South Division)	69	71
MINOR TOTALS				216	190

* League Champions

CAREER NOTES:

Ward enters his first season in the Cardinals organization, joining the team in November of 2021 as Assistant Hitting Coach.

He previously served as a Major League hitting coach for Cincinnati (2019), Los Angeles Dodgers (2016-18) and the Arizona Diamondbacks (2014-15) and he was the Assistant Hitting Coach for Arizona in 2013.

Ward, who turned 57 on April 11, played 12 seasons in the majors from 1990-2001 before transitioning into coaching.

Drafted by the Yankees (18th round) in 1986 as an outfielder out of the University of South Alabama, the switch-hitting Ward played for the Indians (1990-91), Blue Jays (1991-1993), Brewers (1994-96), Pirates (1997-99), Diamondbacks (1999-2000) and Phillies (2001).

He spent eight years coaching in the Arizona Diamondbacks organization, serving as Hitting Coach at Class AA Mobile (2008-10), Manager at Mobile (2011-12), Assistant Hitting coach for Arizona (2013) and Hitting Coach for Arizona (2014-15). The Alabama native was the Hitting Coach for the Los Angeles Dodgers from 2016-18, which included consecutive trips to the World Series in 2017 and 2018. Ward then joined the Cincinnati Reds as hitting coach in 2019. He also managed in the minors in 2006 with the Gulf Coast League Pirates and in 2007 with the State College Spikes of the New York-Penn League (A).

Ward's Mobile teams won consecutive Southern League championships in 2011 and 2012, and he was named Southern League Manager of the Year in 2011 as Mobile was voted Minor League Team of the Year by *Baseball America*. Ward in 2012 was a coach for the World Team at the All-Star Futures Game at Kansas City and managed in the Southern League All-Star Game.

Ward played for the Toronto Blue Jays' World Series championship teams in 1992 and 1993 and he hit a pinch-hit, two-run HR in Game 3 of the 1999 NL Division Series for Arizona against the New York Mets. He was playing RF for the Pirates vs the Dodgers on 5/3/98 at Three Rivers Stadium when the momentum of his leaping catch of Mike Piazza's fly ball carried him through the outfield wall.

Ward graduated from Satsuma (AL) High School and attended the University of South Alabama in Mobile, where he was a teammate of 19-year veteran Major Leaguer Luis Gonzalez, and Faulkner State (Ala.) Junior College. In 2016 earned his bachelor's degree in business administration from the University of Phoenix. Turner and his wife, Donna, have three children; Tucker, Olin and Kendall. His son Tucker, a right-handed pitcher, was selected out of Louisiana Tech University by the Diamondbacks in the 40th round of the 2105 amateur draft and spent three seasons in the Arizona organization.

PROFESSIONAL COACHING CAREER

St. Louis Cardinals Asst. Hitting Coach.....	2022
Cincinnati Reds Hitting Coach.....	2019
Los Angeles Dodgers Hitting Coach.....	2016-18
Arizona Diamondbacks Hitting Coach.....	2014-15
Arizona Diamondbacks Asst. Hitting Coach.....	2013
Mobile (AA) Manager.....	2011-12
Mobile (AA) Hitting Coach.....	2008-10
State College (A) Manager.....	2007
GCL Pirates (R) Manager.....	2006

AWARDS & HONORS

Southern League Hall of Fame
2015

Southern League All-Star Game Manager
2012: Mobile (AA)

Southern League Manager of the Year
2011: Mobile (AA)

Southern League Championship
2011: Mobile (AA)
2012: Mobile (AA)

Mobile (Ala.) Sports Hall of Fame
2007

Alabama Junior College Hall of Fame
1996



RON "POP" WARNER

75

FULL NAME: Ronald Michael Warner
BORN: Alhambra, California
DATE OF BIRTH: December 2, 1968
OPENING DAY AGE: 53
UNIFORM NUMBERS WORN: 75 (2017-present)

THIRD BASE COACH

WARNER — MANAGERIAL RECORD

Year	Club	League	Finish	W	L
2003	Johnson City	Appalachian (R)	4th (West)	27	36
2005	Palm Beach	Florida State (A)	3rd (East)*	69	71
2006	Palm Beach	Florida State (A)	1st (East)	75	60
2007	Springfield	Texas (AA)	1st (North)	73	63
2008	Springfield	Texas (AA)	1st (North)	76	64
2009	Springfield	Texas (AA)	3rd (North)	71	69
2010	Springfield	Texas (AA)	2nd (North)	76	64
2011	Springfield	Texas (AA)	4th (North)	62	77
2012	Memphis	Pacific Coast (AAA)	3rd (American North)	57	87
2013	Memphis	Pacific Coast (AAA)	3rd (American North)	69	75
2014	Memphis	Pacific Coast (AAA)	1st (American South)	79	64
MINOR TOTALS				734	730

* League Champions

WARNER — PLAYING RECORD

Year	Club	LG	AVG	G	AB	R	H	2B	3B	HR	RBI	BB	SO	SB
1991	Hamilton	NYPL	.301	71	219	31	66	11	3	1	20	28	43	9
1992	Savannah	SAL	.219	85	242	30	53	8	1	0	12	29	63	2
1993	St. Petersburg	FSL	.289	103	311	42	90	8	3	4	37	31	39	5
1994	Arkansas	Tex	.240	95	233	28	56	14	1	4	25	39	57	1
1995	Arkansas	Tex	.245	47	98	9	24	3	0	0	8	16	15	0
1996	Arkansas	Tex	.300	84	233	36	70	22	4	6	39	38	25	5
1997	Louisville	AA	.232	101	276	43	64	16	0	7	30	42	45	4
1998	Memphis	PCL	.270	116	370	57	100	29	1	7	38	42	68	3
1999	Memphis	PCL	.290	90	245	35	71	14	1	11	33	32	70	8
MINOR TOTALS			.267	792	2227	311	594	125	14	40	242	297	425	37



CAREER NOTES:

Warner enters his 32nd season in the Cardinals organization and his fourth on the Opening Day Major League coaching staff as the third base coach. The 2022 season marks his sixth-straight year in some capacity on the Major League staff with two prior seasons (2017-18) being transferred onto the Major League coaching staff midway through the season following coaching transactions.

Warner has 11 years of managerial experience in the Cardinals organization, most recently as the manager of triple-A Memphis (2012-14) with double-A Springfield (2007-11) and high-A Palm Beach (2005-06) also under his tutelage. In 2003, his managerial career began with the rookie league Johnson City Cardinals of the short-season Appalachian League.

In 2005, Warner managed the Palm Beach Cardinals to the Florida State League playoffs, where the squad knocked off the Vero Beach Dodgers in three games (2-1) before winning the league championship in five games (3-2) over the heavily favored Lakeland Tigers. The resilient Palm Beach squad took the title game with home runs in the 9th and 10th innings tying and taking the lead on the road. Warner was named the 2005 George Kissell Award winner by his peers following his efforts.

Warner guided his teams to the postseason in five of his first eight years and 6-of-11 overall. His minor league managerial record stands at 734-730 (.501).

His coaching career began in 2000 serving as the batting practice pitcher for the St. Louis Cardinals before moving on to take a coaching role for double-A New Haven in 2001. In 2002-03, Warner was the hitting coach for short-season New Jersey (A) and then held the same post with single-A Peoria in 2004.

Following his days as a minor league manager, Warner took roles as the team's Minor League Infield Coordinator (2015-16) and then Assistant Field Coordinator (2017-18).

Originally a 17th round draft pick (441st overall) by the St. Louis Cardinals in 1991 out of the University of Wyoming baseball program, Warner, a native of southern California, played nine years in the Cardinals minor leagues covering 792 career games. He batted .267 with 40 home runs and 242 RBI playing a myriad of positions including all infield spots, outfield and made three relief appearances as a pitcher. He played in 238 games as a shortstop, his most at any position.

Warner, 53, resides in St. Charles, Mo., with his wife Laura, sons, Colin Michael (1/9/04) and Benjamin Anthony (1/25/10) and daughter Callie Marie (10/2/11). He wears uniform No. 75 to honor the late Darryl Kile (flipping the 5-and-7), as the Cardinals have not issued uniform No. 57 since Kile's untimely death in 2002.

PROFESSIONAL COACHING CAREER

St. Louis Cardinals Third Base Coach	2019-22
St. Louis Cardinals Interim Bench Coach	2018
Cardinals Assistant Field Coordinator	2017
St. Louis Cardinals Interim Coach	2017
Cardinals Minor League Infield Coordinator	2017
Memphis (AAA) Manager	2012-14
Springfield (AA) Manager	2007-11
Palm Beach (A) Manager	2005-06
Peoria (A) Hitting Coach	2004
Johnson City (R) Manager	2003
New Jersey (SS-A) Hitting Coach	2002
New Haven (AA) Coach	2001
St. Louis Cardinals Batting Practice Pitcher	2000

AWARDS & HONORS

George Kissell Award
2005: Palm Beach (A)

Florida State League Manager of the Year
2006: Palm Beach (A)

Florida State League Championship
2005: Palm Beach (A)



DUSTY BLAKE
PITCHING STRATEGIST (90)

Dusty Blake, 40, is entering his second season with the Cardinals organization in 2022. In his role, he works closely with the Major League coaching staff, video team and pitchers.

Before joining the Cardinals, Blake had spent the previous three seasons (2018-20) as pitching coach for the Duke University Blue Devils, where he handled the team's pitching staff in addition to managing scouting reports.

While at Duke, Blake's pitching staff set a school record in 2020 for consecutive scoreless innings (37) and had the program's first ever perfect game. The 2020 staff led the Atlantic Coast Conference in ERA, fewest walks and best strikeout/walk ratio, while also leading the nation in shutouts. Blue Devils pitcher Bryce Jarvis was the highest drafted (1st round -18th overall) player in Duke baseball history this past June. In 2018 and 2019, the team's pitchers set school records for strikeouts, ranking 14th in the nation in 2019.

Before his stint at Duke, Blake served as Head Coach and Associate Athletic Director at Pfeiffer University (NC) from 2013-17, where he led the NCAA Division II Falcons to back-to-back winning seasons in 2014-15 for the first time since 2003-04. Blake has also coached at USC Upstate (2012), Wofford College (2008-11), Catawba College (2006-07) and in the Coastal Plain League (summer ball). He also served as pitching coach and outfield coach at Pfeiffer (2005)

Blake is a graduate of Appalachian State University where he also pitched for the Mountaineers from 1999-2003. A native of Candor, NC, Blake resides in Durham, NC with his wife, Amy, and daughters, Mia and Macy.



PATRICK ELKINS
RUN PRODUCTION COACH (88)

Patrick "Packy" Elkins enters his 12th season in the Cardinals organization and his third as a member of the Major League coaching staff. His duties involve splitting time as a uniformed coach pregame, working with hitters alongside Jeff Albert and Turner Ward, while also developing advanced scouting.

Prior to his moving into his current role, Elkins worked five years as a Major League Pro Scout in the Cardinals organization and as a 4th Coach in 2014, where he joined Manager Mike Shildt's staff in Double-A Springfield.

Elkins played four years of college baseball at Belmont University in Nashville, Tenn., where he graduated with a Marketing degree in 2010. He was later selected by St. Louis in the 37th round of that season's First-Year Player Draft. The infielder played the 2010 season under Shildt in Johnson City, 2011 in Quad Cities, and 2012 in Palm Beach with Jeff Albert as his hitting coach.

Elkins, 34, resides in Raleigh, N.C. with his wife, Brittany, daughter, Annie (5), and son, Joseph (3).

DIACRITICS

Génesis Cabrera

Johan Quezada (no accent marks)

Junior Fernández

Julio Rodríguez

Iván Herrera

Angel Rondón

Oliver Marmol (no accent marks)

Ali Sánchez

Johan Oviedo (no accent marks)

Edmundo Sosa (no accent marks)

Delvin Pérez

Juan Yépez (no accent marks)



ADAM OLSEN
DIRECTOR OF
MEDICAL OPERATIONS/
HEAD ATHLETIC TRAINER



CHRIS CONROY
ASSISTANT
ATHLETIC TRAINER



KEITH JOYNT
ASSISTANT
ATHLETIC TRAINER



THOMAS KNOX
ASSISTANT DIRECTOR,
PERFORMANCE



LANCE THOMASON
STRENGTH AND
CONDITIONING COACH



JASON SHUTT
PERFORMANCE SPECIALIST
PHYSICAL THERAPIST



MATT LEONARD
MAJOR LEAGUE
PHYSICAL THERAPIST



JAMIE POGUE (94)
BULLPEN CATCHER/
CATCHING INSTRUCTOR



**KLEININGER
TERAN (76)**
BULLPEN CATCHER



2022 ST. LOUIS CARDINALS ROSTER

MANAGER: Oliver Marmol (37)

COACHES: Jeff Albert (54), Stubby Clapp (82), Bryan Eversgerd (72) Mike Maddux (31), Willie McGee (51)

Skip Schumaker (55), Turner Ward (49), Ron "Pop" Warner (75), Jamie Pogue (94), Kleininger Teran (76),

Patrick Elkins (88), Dusty Blake (90)

No.	Pitchers (23)	B	T	Ht.	Wt.	B-Date	Place of Birth	Residence
92	CABRERA, GÉNESIS	L	L	6-2	195	10/10/96	Santo Domingo, DR	Santo Domingo, DR
44	FERNÁNDEZ, JUNIOR	R	R	6-3	220	3/2/97	Santo Domingo, DR	Port St. Lucie, FL
22	FLAHERTY, JACK	R	R	6-4	225	10/15/95	Burbank, CA	Sherman Oaks, CA
65	GALLEGOS, GIOVANNY	R	R	6-2	215	8/14/91	Ciudad Obregón, Mexico	Ciudad Obregón, Mexico
56	HELSEY, RYAN	R	R	6-2	230	7/18/94	Talequah, OK	Cookson, OK
12	HICKS, JORDAN	R	R	6-2	205	9/6/96	Houston, TX	Houston, TX
43	HUDSON, DAKOTA	R	R	6-5	215	9/15/94	Dunlap, TN	Leawood, KS
32	MATZ, STEVEN	R	L	6-3	210	5/29/91	Stony Brook, NY	Franklin, TN
62	McFARLAND, T.J.	L	L	6-3	201	6/8/89	Chicago, IL	Chicago, IL
39	MIKOLAS, MILES	R	R	6-4	230	8/23/88	Jupiter, FL	Jupiter, FL
59	OVIDEO, JOHAN	R	R	6-6	260	3/2/98	Havana, Cuba	Port-au-Prince, Haiti
64	PACHECO, FREDDY	R	R	6-0	235	4/17/98	Guatire, Venezuela	Araguita, Venezuela
53	QUEZADA, JOHAN	R	R	6-11	260	8/25/94	Santo Domingo, DR	Santo Domingo, DR
29	REYES, ALEX	R	R	6-4	230	8/29/94	Elizabeth, NJ	Fort Lauderdale, FL
60	RONDÓN, ANGEL	R	R	6-3	220	12/1/97	Higuey, DR	Higuey, DR
34	VERHAGEN, DREW	R	R	6-7	230	10/22/90	Royse City, TX	Rockwall, TX
70	WADDELL, BRANDON	L	L	6-3	185	6/3/94	Houston, TX	Houston, TX
50	WAINWRIGHT, ADAM	R	R	6-7	230	8/30/81	Brunswick, GA	St. Simon's Island, GA
61	WALSH, JAKE	R	R	6-1	215	7/20/95	Indiatlantic, FL	Indiatlantic, FL
38	WHITLEY, KODI	R	R	6-3	230	2/21/95	Clayton, NC	Clayton, NC
30	WITGREN, NICK	R	R	6-2	215	5/29/91	Torrence, CA	Jupiter, FL
40	WOODFORD, JAKE	R	R	6-4	210	10/28/96	St. Petersburg, FL	Tampa, FL
71	ZEUCH, T.J.	R	R	6-7	230	8/1/95	Mason, OH	Mason, OH

ROSTER



DIRECTOR, MEDICAL OPERATIONS: Adam Olsen

HEAD PHYSICIAN: Dr. George Paletta

ASSISTANT ATHLETIC TRAINERS: Chris Conroy, Keith Joynt

DIRECTOR, TEAM TRAVEL: Ernie Moore

PHYSICAL THERAPIST/PERFORMANCE: Thomas Knox, Jason Shutt

HEAD CLUBHOUSE MANAGER: Mark Walsh

STRENGTH & CONDITIONING COACH: Lance Thomason

DIRECTOR OF COMMUNICATIONS: Brian Bartow

PHYSICAL THERAPIST: Matt Leonard

2021 Clubs	W-L	ERA	G	GS	CG	SHO	SV	IP	H	R	ER	BB	SO	MLServ
ST. LOUIS	4-5	3.73	71	0	0	0	0	70.0	52	31	29	36	77	2.040
ST. LOUIS	1-0	5.66	18	0	0	0	0	20.2	25	13	13	15	15	1.012
Memphis (AAA)	1-2	6.28	13	0	0	0	1	14.1	18	11	10	5	22	
ST. LOUIS	9-2	3.22	17	15	0	0	0	78.1	57	35	28	26	85	4.006
Memphis (AAA)	0-0	3.60	2	2	0	0	0	5.0	5	2	2	1	8	
Springfield (AA)	0-0	6.75	1	1	0	0	0	4.0	3	3	3	0	3	
ST. LOUIS	6-5	3.02	73	0	0	0	14	80.1	51	28	27	20	95	3.085
ST. LOUIS	6-4	4.56	51	0	0	0	1	47.1	40	24	24	27	47	2.105
ST. LOUIS	0-0	5.40	10	0	0	0	0	10.0	5	6	6	10	10	4.000
Memphis (AAA)	0-0	15.00	3	3	0	0	0	3.0	5	5	5	3	3	
ST. LOUIS	1-0	2.08	2	1	0	0	0	8.2	7	2	2	1	6	3.066
Memphis (AAA)	0-0	1.80	1	1	0	0	0	5.0	2	2	1	3	2	
Springfield (AA)	1-0	0.77	3	3	0	0	0	11.2	8	3	1	5	7	
Palm Beach (A)	0-0	0.00	1	1	0	0	0	2.0	2	0	0	0	1	
Toronto	14-7	3.82	29	29	0	0	0	150.2	158	70	64	43	144	6.099
ST. LOUIS	4-1	2.56	38	0	0	0	0	38.2	32	11	11	9	21	7.072
Memphis (AAA)	1-0	2.57	4	0	0	0	1	7.0	6	3	2	2	8	
Rochester (AAA)	1-2	5.25	18	0	0	0	1	24.0	23	14	14	5	26	
ST. LOUIS	2-3	4.23	9	9	0	0	0	44.2	43	24	21	11	31	5.037
Memphis (AAA)	1-1	2.33	5	5	0	0	0	19.1	17	5	5	3	13	
Springfield (AA)	1-0	6.97	2	2	0	0	0	10.1	15	8	8	3	7	
Peoria (High-A)	1-0	3.86	1	1	0	0	0	7.0	6	3	3	0	8	
ST. LOUIS	0-5	4.91	14	13	0	0	0	62.1	61	39	34	37	51	0.156
Memphis (AAA)	1-6	6.13	12	11	0	0	0	54.1	55	38	37	29	59	
Memphis (AAA)	0-0	0.00	2	0	0	0	0	3.0	1	0	0	1	5	0.000
Springfield (AA)	1-0	1.83	15	0	0	0	3	19.2	7	4	4	8	33	
Peoria (A)	0-0	5.17	24	0	0	0	8	31.1	20	18	18	20	57	
Memphis (AAA)	0-0	0.00	3	0	0	0	0	3.1	1	0	0	2	2	0.029
Springfield (AA)	0-1	10.80	8	0	0	0	0	11.2	20	16	14	6	14	
FCL Cardinals (R)	1-0	3.00	7	2	0	0	0	9.0	7	3	3	1	12	
ST. LOUIS	10-8	3.24	69	0	0	0	29	72.1	46	32	26	52	95	4.056
ST. LOUIS	0-0	0.00	2	0	0	0	0	2.0	1	0	0	1	1	0.011
Memphis (AAA)	6-4	4.58	19	13	0	0	0	76.2	85	46	39	22	68	
Nippon (Japan)	5-8	3.80	21	-	0	0	0	97.0	91	45	41	33	101	3.066
ST. LOUIS	0-0	4.15	4	0	0	0	0	4.1	4	2	2	5	6	0.106
Memphis (AAA)	2-0	2.45	9	0	0	0	0	11.0	12	4	3	3	10	
Baltimore	0-0	0.00	1	0	0	0	0	1.0	0	0	0	1	0	
Norfolk (AAA)	0-0	0.00	2	0	0	0	0	2.1	2	0	0	0	2	
Minnesota	0-1	11.25	4	0	0	0	0	4.0	10	6	5	3	1	
ST. LOUIS	17-7	3.05	32	32	3	1	0	206.1	168	72	70	50	174	16.027
Memphis (AAA)	0-1	9.00	4	0	0	0	1	4.0	2	4	4	3	9	0.000
Springfield (AA)	2-1	1.50	13	0	0	0	0	18.0	11	3	3	5	25	
ST. LOUIS	0-0	2.49	25	0	0	0	0	25.1	15	8	7	12	27	1.000
Memphis (AAA)	3-0	1.69	12	0	0	0	3	16.0	11	4	3	7	21	
Springfield (AA)	1-2	13.50	6	1	0	0	0	4.2	5	8	7	3	8	
Cleveland	2-9	5.05	60	1	0	0	1	62.0	61	38	35	17	61	5.07140
ST. LOUIS	3-4	3.99	28	8	0	0	0	67.2	66	32	30	25	50	1.000
Memphis (AAA)	2-3	4.50	7	7	0	0	0	34.0	41	21	17	12	25	
Toronto	0-2	6.60	5	3	0	0	0	15.0	21	16	11	9	8	0.089
Buffalo (AAA)	2-3	4.03	12	9	0	0	0	58.0	65	34	26	13	42	
Memphis (AAA)	2-0	4.93	9	5	0	0	1	38.1	36	22	21	15	35	



2022 ST. LOUIS CARDINALS ROSTER

No.	Catchers (4)	B	T	Ht.	Wt.	B-Date	Place of Birth	Residence
47	HERRERA, IVÁN	R	R	6-0	225	6/1/00	Panama City, Panama	Panama City, Panama
7	KNIZNER, ANDREW	R	R	6-1	220	2/3/95	Glen Allen, VA	Raleigh, NC
4	MOLINA, YADIER	R	R	5-11	230	7/13/82	Bayamon, Puerto Rico	Jupiter, FL
41	SÁNCHEZ, ALI	R	R	6-1	220	1/20/97	Carora, Venezuela	Carora, Venezuela

No.	Infielders (7)	B	T	Ht.	Wt.	B-Date	Place of Birth	Residence
28	ARENADO, NOLAN	R	R	6-2	215	4/16/91	Newport Beach, CA	San Clemente, CA
11	DEJONG, PAUL	R	R	6-0	205	8/2/93	Orlando, FL	Hazelhurst, WI
33	DONOVAN, BRENDAN	L	R	6-1	200	1/16/97	Wurzburg, Germany	Madison, AL

19	EDMAN, TOMMY	S	R	5-10	185	5/9/95	San Diego, CA	San Diego, CA
46	GOLDSCHMIDT, PAUL	R	R	6-3	220	9/10/87	Wilmington, DE	Jupiter, FL
63	SOSA, EDMUNDO	R	R	6-0	200	3/6/96	Panama City, Panama	Panama City, Panama
36	YEPEZ, JUAN	R	R	6-1	230	2/19/98	Caracas, Venezuela	Irving, TX

No.	Outfielders (4)	B	T	Ht.	Wt.	B-Date	Place of Birth	Residence
48	BADER, HARRISON	R	R	6-0	210	6/3/94	Bronxville, NY	Miami, FL
3	CARLSON, DYLAN	S	L	6-2	200	10/23/98	Elk Grove, CA	Elk Grove, CA
25	DICKERSON, COREY	L	L	6-1	200	5/22/89	McComb, MS	Madison, MS
21	NOOTBAAR, LARS	L	R	6-2	205	9/8/97	El Segundo, CA	El Segundo, CA
27	O'NEILL, TYLER	R	R	5-11	200	6/22/95	Burnaby, BC, Canada	Burnaby, BC, Canada

ROSTER



2021 Club	AVG.	G	AB	R	H	2B	3B	HR	RBI	BB	SO	SB	MLServ
Memphis (AAA)	.000	1	4	0	0	0	0	0	0	0	0	0	0.000
ST. LOUIS	.174	63	161	18	28	7	0	1	9	20	39	0	2.021
Springfield (AA)	.231	98	363	50	84	13	0	17	63	60	96	2	
ST. LOUIS	.252	121	440	45	111	19	0	11	66	24	79	3	17.123
ST. LOUIS	.500	2	4	0	2	2	0	0	0	0	0	0	0.070
Memphis (AAA)	.275	70	251	24	69	10	0	4	22	18	47	0	

2021 Club	AVG.	G	AB	R	H	2B	3B	HR	RBI	BB	SO	SB	MLServ
ST. LOUIS	.255	157	593	81	151	34	3	34	105	50	96	2	8.155
ST. LOUIS	.197	113	356	44	70	10	1	19	45	35	103	4	4.127
Memphis (AAA)	.100	4	10	1	1	0	0	0	0	0	2	0	
Memphis (AAA)	.288	33	111	23	32	5	0	6	25	15	23	4	0.000
Springfield (AA)	.319	50	185	35	59	10	1	4	28	25	39	8	
Peoria (High-A)	.295	25	95	15	28	6	0	2	13	10	15	7	
ST. LOUIS	.262	159	641	91	168	41	4	11	56	38	95	30	2.114
ST. LOUIS	.294	158	603	102	177	36	2	31	99	67	136	12	10.059
ST. LOUIS	.271	113	288	39	78	8	4	6	27	17	63	4	1.140
Memphis (AAA)	.290	92	304	56	88	25	0	22	63	42	69	1	0.000
Springfield (AA)	.270	19	63	11	17	4	0	5	14	9	13	0	

2021 Club	AVG.	G	AB	R	H	2B	3B	HR	RBI	BB	SO	SB	MLServ
ST. LOUIS	.267	103	367	45	98	21	1	16	50	27	85	9	4.030
Memphis (AAA)	.500	1	2	1	1	1	0	0	0	1	1	0	
Palm Beach (A)	.333	3	9	1	3	1	0	0	1	1	1	0	
ST. LOUIS	.266	149	542	79	144	31	4	18	65	57	152	2	1.104
Miami	.263	63	205	27	54	12	3	2	14	16	45	2	8.101
Toronto	.282	46	131	16	37	6	2	4	15	9	23	4	
ST. LOUIS	.239	58	109	15	26	3	1	5	15	13	28	2	0.104
Memphis (AAA)	.308	35	117	21	36	2	1	6	19	17	25	1	
ST. LOUIS	.286	138	482	89	138	26	2	34	80	38	168	15	3.059



NOLAN ARENADO needs

- 143 hits for 1,500
- 31 home runs for 300
- 88 walks for 500
- 4 doubles for 300
- 20 runs for 750

HARRISON BADER needs

- 9 runs for 200
- 3 home runs for 50
- 53 RBI for 200
- 10 stolen bases for 50

GÉNESIS CABRERA needs

- 2 wins for 10
- 72 strikeouts for 200

DYLAN CARLSON needs

- 10 runs for 100
- 29 home runs for 50
- 19 RBI for 100
- 34 hits for 200

PAUL DeJONG needs

- 32 hits for 500
- 4 home runs for 100
- 19 RBI for 300
- 2 doubles for 100
- 1 home run at Busch III for 32 (T10th all-time, Matt Adams)
- 4 RBI at Busch III for 120 (T10th all-time Matt Adams)
- 7 extra-base hits at Busch III for 102 (T5th all-time, Kolten Wong)

TOMMY EDMAN needs

- 21 runs for 200
- 182 hits for 500
- 35 doubles for 100
- 3 stolen bases for 50
- 17 stolen bases at Busch III for 43 (T1st all-time, Kolten Wong)

JACK FLAHERTY needs

- 183 strikeouts for 750
- 12.2 innings pitched for 500
- 10 games started for 100
- 7 games for 100
- 18 wins for 50
- 85 strikeouts (T25th all-time Cardinals, Slim Sallee)
- 2 wins at Busch III for 20 (T9th all-time, Jake Westbrook); 4 wins for 22 (T8th all-time, Braden Looper)
- 31 strikeouts for 297 at Busch III (T7th all-time, Kyle Lohse); 90 strikeouts for 356 (T6th all-time, Chris Carpenter)
- 21.1 innings pitched for 260.0 at Busch III (T9th all-time, Braden Looper); 33.0 innings pitched (T8th all-time, Jake Westbrook)

GIOVANNY GALLEGOS needs

- 23 games for 200
- 7 strikeouts for 250
- 30 saves for 50
- 18 games at Busch III for 99 (T10th all-time, Randy Choate)

PAUL GOLDSCHMIDT needs

- 31 games for 1,500
- 61 runs for 1,000
- 20 home runs for 300
- 73 RBI for 1,000
- 203 total bases for 3,000
- 4 sacrifice flies for 50
- 10 stolen bases for 150

RYAN HELSLEY needs

- 13 games for 100
- 11 strikeouts for 100
- 1 win for 10

JORDAN HICKS needs

- 38 games for 150
- 89 strikeouts for 200

DAKOTA HUDSON needs

- 1 win for 25
- 1 out for 250 innings pitched
- 31 games for 100
- 8 strikeouts for 200

ANDREW KNIZNER needs

- 56 hits for 100

STEVEN MATZ needs

- 5 wins for 50
- 4 strikeouts for 700
- 19.2 innings pitched for 750
- 9 games for 150
- 14 starts for 150

T.J. MCFARLAND needs

- 1 win for 25
- 27 appearances for 350
- 39 strikeouts for 300
- 60.1 innings pitched for 500

MILES MIKOLAS needs

- 17 wins for 50
- 17 games started for 100
- 117 strikeouts for 500
- 4 wins at Busch Stadium for 20 (T10th all-time, Jack Flaherty)
- 77 strikeouts for 244 at Busch III (T9th all-time, Trevor Rosenthal)

YADIER MOLINA needs

- 4 home runs for 175
- 2 RBI for 1,000
- 145 games for 2,289 (T2nd all-time Cardinals, Lou Brock)
- 2 runs for 760 (T14th all-time Cardinals, Willie McGee); 53 runs for 811 (T13th all-time Cardinals, Joe Medwick)
- 1 home run for 172 (T9th all-time Cardinals, Ted Simmons); 10 home runs for 181 (T8th all-time Cardinals, Jim Bottomley)
- 3 RBI for 1,001 (T6th all-time Cardinals, Ken Boyer); 74 RBI for 1,072 (T5th all-time Cardinals, Rogers Hornsby)
- 35 walks for 572 (T13th all-time Cardinals, Miller Huggins)

- 99 total bases for 3,138 (T5th all-time Cardinals, Enos Slaughter)
- 7 extra-base hits for 585 (T9th all-time Cardinals, Ken Boyer); 32 extra base hits for 610 (T8th all-time Cardinals, Joe Medwick)
- 2 games at Busch III for 1,000 (1st all-time)
- 18 hits at Busch III for 1,000 (1st all-time)
- 30 runs at Busch III for 378 (T1st all-time, Matt Carpenter)
- 4 home runs at Busch III for 68 (T4th all-time, Matt Carpenter)

TYLER O'NEILL needs

- 18 hits for 250
- 8 doubles for 50
- 62 RBI for 200
- 30 walks for 100
- 7 total bases for 500
- 1 extra-base hit for 100

ALEX REYES needs

- 4 wins for 200
- 19 saves for 50
- 23 strikeouts for 200
- 2 saves at Busch III for 22 (T5th all-time, Edward Mujica); 12 saves for 32 (T4th all-time, Jason Motte)

EDMUNDO SOSA needs

- 20 hits for 100
- 58 runs for 100

ADAM WAINWRIGHT needs

- 25 games for 450
- 16 wins for 200
- 124.1 innings pitched for 2,500
- 24 quality starts for 250
- 171 batters faced for 10,000
- 16 games for 425 (T5th all-time Cardinals, Al Brazle); 30 games for 455 (T4th all-time Cardinals; Bob Forsch)
- 29 starts for 387 (T3rd all-time Cardinals, Jesse Haines)
- 11.1 innings pitched for 2387.0 (T5th all-time Cardinals, Bill Doak); 75.0 innings pitched for 2,450.2 (T4th all-time Cardinals, Bill Sherdel)
- 1 shutout for 12 (T19th all-time Cardinals; Harvey Haddix/John Tudor)
- 1 win at Busch III for 100 (1st all-time)

KODI WHITLEY needs

- 21 games for 50

JAKE WOODFORD needs

- 34 strikeouts for 100
- 22 games for 50

* **RED:** St. Louis Cardinals Record

* **BLUE:** Busch Stadium III Record



JANUARY

- 8..... Bruce Sutter* (69)
- 16 Brendan Donovan (25)
- 18 John Mozeliak (53)
- 20 ... Ali Sánchez (25)
- 28 Bill White^ (88)
- 30 John Rooney (67)
- 31 ... Brad Thompson (40)

FEBRUARY

- 2..... John Tudor^ (68)
- 3..... Andrew Knizner (27)
- Skip Schumaker (42)
- 8..... James Naile (29)
- 11 Bryan Eversgerd (53)
- 19 Juan Ypez (24)
- 21 Kodi Whitley (27)
- 24 Stubby Clapp (49)

MARCH

- 2..... Junior Fernández (25)
- Johan Oviedo (24)
- 6..... Edmundo Sosa (26)
- 10 Luken Baker (25)
- 18 Dan McLaughlin (48)

APRIL

- 4..... Tommy Herr^ (66)
- Scott Rolen^ (47)
- 10 First game at Busch III (2006)
- 11 Turner Ward (57)
- 16 Nolan Arenado (31)
- 17 Freddy Pacheco (24)
- 23 Fernando Tatis hit two grand slams in the 3rd inning at Dodger Stadium (1999)
- 26 Dusty Blake (40)
- 27 Chris Carpenter^ (47)
- Aaron Brooks (32)

MAY

- 1..... Anderson Tejeda (24)
- 2..... Stan Musial hit five home runs in a DH vs. Giants (1954)
- 9..... Tommy Edman (27)
- 10 Nolan Gorman (22)
- 13 Stan Musial collected his 3,000th career hit with a pinch-hit double off Mo Drobowsky at Wrigley Field (1958)
- 19 Conner Capel (24)
- 22 Jordan Walker (20)
- 29 Steven Matz (31)
- Connor Thomas (24)
- Nick Wittgren (31)

JUNE

- 1..... Iván Herrera (22)
- 3..... Harrison Bader (28)
- Brandon Waddell (28)
- 5..... Ray Lankford^ (55)
- 8..... T.J. McFarland (33)
- 11 Julio Rodriguez (25)
- 22 Tyler O'Neill (27)
- 27 Jim Edmonds^ (52)

JULY

- 2..... Oliver Marmol (36)
- 13 Yadier Molina (40)
- 15 Mike Shannon^ (83)
- 17 ... Bob Gibson recorded his 3000th career strikeout vs. Cincinnati's Cesar Geronimo (1974)
- 18 ... Ryan Helsley (28)
- Joe Torre* (82)
- 19 Rick Ankiel (43)
- 20 Bengie Molina (48)
- Jake Walsh (27)
- 23 Kleininger Teran (33)
- 27 Aaron Antonini (24)
- 30 Ricky Horton (63)
- Clint Coulter (29)

AUGUST

- 1..... T.J. Zeuch (27)
- 2..... Paul DeJong (29)
- 9..... Ted Simmons* (73)
- 13 ... Lou Brock notched his 3000th career hit vs. Chicago (1979)
- 14 Giovanni Gallegos (31)
- 17 Jamie Pogue (45)
- 23 Miles Mikolas (34)
- 25 Polo Ascencio (47)
- Johan Quezada (26)
- 27 Mike Maddux (61)
- 29 Alex Reyes (28)
- 30 Adam Wainwright (41)
- 31 ... William O. DeWitt Jr. (81)

SEPTEMBER

- 6..... Jordan Hicks (26)
- 7..... Jason Sringhausen^ (50)
- Mark Whiten hit four home runs in the second game of a double-header at Cincinnati (1993)
- 8..... Lars Nootbaar (25)
- 10 Paul Goldschmidt (35)
- 15 Dakota Hudson (26)
- 17 Pedro Pages (24)
- 18 Andre Pallante (24)
- 20 Kramer Robertson (28)
- 22 Vince Coleman^ (61)
- 25 Kyle Ryan (31)
- 27 ... Mark McGwire hit his 70th home run of the season off Montreal's Carl Pavano (1998)
- 29 ... Lou Brock swiped his NL-record 118th base vs. Chicago (1974)

OCTOBER

- 1..... Mark McGwire^ (59)
- 4..... Tony La Russa* (78)
- 5..... Cardinals win 1942 World Series
- 9..... Cardinals win 1934 World Series
- Cardinals win 1944 World Series
- 10 Génesis Cabrera (26)
- Cardinals win 1926 World Series
- Cardinals win 1931 World Series
- 12 Cardinals win 1967 World Series
- 15 Jack Flaherty (27)
- Cardinals Win 1964 World Series
- 16 Tim McCarver^ (81)
- 20 Keith Hernandez (69)
- Cardinals win 1982 World Series
- 22 ... Drew VerHagen (32)
- 23 Dylan Carlson (24)
- 27 ... Cardinals win 2006 World Series
- 28 ... Zack Thompson (25)
- Jake Woodford (26)
- Cardinals win 2011 World Series
- 31 Jeff Albert (42)

NOVEMBER

- 2..... Willie McGee^ (64)
- 6..... Patrick Elkins (35)
- Matthew Liberatore (23)
- 9..... Whitey Herzog* (91)
- 24 ... Delvin Perez (24)
- 25 ... Alec Burleson (24)

DECEMBER

- 1..... Angel Rondón (25)
- 2..... Ron "Pop" Warner (54)
- 8..... Zach McAllister (35)
- 21 ... Jacob BosioKovic (29)
- 26 ... Ozzie Smith* (68)
- 28 ... Trent Baker (24)

*National Baseball HOF
^Cardinals HOF



AARON ANTONINI

98

HEIGHT	WEIGHT	BATS/THROWS	BIRTH DATE	ML SERVICE
6-0	200	L/R	7/27/1998	0.000

FULL NAME: Eduardo Aaron Antonini, Jr.

BORN: Caracas, Venezuela

OPENING DAY AGE: 23 (Turns 24 on July 27)

BECAME CARDINAL: Selected in the 18th round (545th overall) of the June, 2019 First-Year Player Draft

CONTRACT STATUS: Signed through 2022

CATCHER (NON-ROSTER)



COMPLETE RECORD

Year	Team	AVG	G	AB	R	H	2B	3B	HR	RBI	SH	SF	HBP	BB	IBB	SO	SB	CS	GDP	SLG	OBP	E
2019	Johnston City	.219	25	73	18	16	4	1	5	14	1	0	2	18	0	8	2	0	0	.507	.387	5
2020	DID NOT PLAY -- NO MILB SEASON																					
2021	Memphis	.000	4	9	1	0	0	0	0	0	0	0	1	0	0	5	0	0	0	.000	.100	0
	Springfield	.189	35	106	12	20	3	0	4	13	0	0	7	18	0	36	0	0	4	.330	.344	2
	Peoria	.160	24	75	9	12	3	0	2	9	0	1	8	12	0	26	0	0	5	.333	.280	1
MINOR TOTALS		.183	88	263	40	48	10	1	11	36	1	1	18	48	0	75	2	0	9	.354	.346	8

CAREER NOTES

- Participating in his third straight Major League Spring Training (2020-22).
- Sports a .346 career OBP and a 7:1 PA to walk ratio.
- Has thrown out 41.2% (26 CS/63 SB ATT) of attempted basestealers in his career.
- Hit a grand slam for his first professional hit in third career game, vs. Bluefield off Alejandro Melean (7/6/19).
- Collected his first multi-home run game at Elizabethton (8/10/19) going 3-for-3 with two home runs and a triple for a career-high 11 total bases.
- Hit safely in five of six 2019 Appalachian League playoff games, batting .368 (7-19) with a double, RBI and two walks.
- Did not play due to COVID-19 protocols eliminating the 2020 minor league season.

2021

- Played in 63 games from High-A Peoria to Triple-A Memphis with a stop in Springfield (AA).
- Ranked T-2nd among Cardinals minor league players with 16 hit by pitch (Nick Plummer, 17).
- Hit four of his six home runs over a period of 11 days in July while at Springfield.

AWARDS & HONORS

Appalachian League Champions
2019: Johnston City (R)

- Walked a career-high three times vs. Arkansas (6/12).
- Threw out 36.1% (13 CS/36 SB ATT) of attempted basestealers..

BACKGROUND/PERSONAL

- Played college baseball at Middle Tennessee State University.
- Led Conference USA with 24 caught stealing in 2019.
- Posted career numbers of .249 BA, 12 HR and 62 RBI over a three-year career and led MTSU in walks (29), doubles (14), runs (36) and RBI (34) his junior season.
- His cousin, Leo Hernandez, played in 85 games for the Baltimore Orioles (1982-85) and New York Yankees (1986) primarily as a third baseman.
- Made one relief appearance pitching 2.0 scoreless innings in relief in the Northwoods League for Battle Creek in 2017.
- Venezuelan-born catcher is bi-lingual in English and Spanish.
- Resides in Hollywood, Florida.



NOLAN ARENADO

28

(R-eh-NAH-doh)

HEIGHT	WEIGHT	BATS/THROWS	BIRTH DATE	ML SERVICE
6-2	215	R/R	4/16/1991	8.155

FULL NAME: Nolan James Arenado

BORN: Newport Beach, California

OPENING DAY AGE: 30 (Turns 31 on April 16)

BECAME CARDINAL: Acquired from the Colorado Rockies with cash considerations in exchange for LHP Austin Gomber, INF Elehuris Montero, RHP Tony Locey, INF Mateo Gil, and RHP Jake Sommers, February 1, 2021

CONTRACT STATUS: Signed through 2027

THIRD BASEMAN



COMPLETE RECORD

Year Team	AVG	G	AB	R	H	2B	3B	HR	RBI	SH	SF	HBP	BB	IBB	SO	SB	CS	GDP	SLG	OBP	E
2009 Casper	.300	54	203	28	61	15	0	2	22	0	4	2	16	0	18	5	2	6	.404	.351	14
2010 Asheville	.308	92	373	45	115	41	1	12	65	0	7	1	19	0	52	1	3	8	.520	.338	15
2011 Modesto	.298	134	517	82	154	32	3	20	122	4	14	1	47	3	53	2	1	21	.487	.349	18
2012 Tulsa	.285	134	516	55	147	36	1	12	56	1	10	7	39	5	58	0	2	18	.428	.337	23
2013 Colorado	.267	133	486	49	130	29	4	10	52	2	2	1	23	1	72	2	0	16	.405	.301	11
Col Springs	.364	18	66	14	24	11	0	3	21	1	3	0	5	1	9	0	2	0	.667	.392	5
2014 Colorado	.287	111	432	58	124	34	2	18	61	1	5	4	25	1	58	2	1	13	.500	.328	15
Col Springs#	.350	5	20	2	7	2	0	0	3	0	0	0	0	0	3	0	0	1	.450	.350	0
2015 Colorado	.287	157	616	97	177	43	4	+42	*130	0	*11	4	34	13	110	2	5	17	.575	.323	17
2016 Colorado	.294	*160	618	116	182	35	6	+41	*133	0	8	2	68	10	103	2	3	17	.570	.362	13
2017 Colorado	.309	159	606	100	187	*43	7	37	130	1	6	4	62	9	106	3	2	21	.586	.373	9
2018 Colorado	.297	156	590	104	175	38	2	*38	110	1	6	3	73	10	122	2	2	16	.561	.374	14
2019 Colorado	.315	155	588	102	185	31	2	41	118	0	8	4	62	11	93	3	2	14	.583	.379	9
2020 Colorado	.253	48	182	23	46	9	0	8	26	0	4	0	15	3	20	0	0	7	.434	.303	3
MINOR TOTALS	.300	437	1695	226	508	137	5	49	289	6	38	11	126	9	193	8	10	54	.473	.345	75
MAJOR TOTALS	.288	1236	4711	730	1357	296	30	269	865	5	57	25	412	66	780	18	15	141	.535	.345	103

*Led League +Tied for League Lead #Injury Rehabilitation Assignment

Note: Major League Uniform Numbers Worn: 28 (2013-present)

WILD CARD SERIES RECORD

Year Team	AVG	G	AB	R	H	2B	3B	HR	RBI	SH	SF	HBP	BB	IBB	SO	SB	CS	GDP	SLG	OBP	E
2017 COL at ARI	.200	1	5	2	1	0	0	1	1	0	0	0	0	0	1	0	0	0	.800	.200	0
2018 COL at CHI	.200	1	5	0	1	0	0	0	1	0	1	0	0	0	1	0	0	0	.200	.167	0
2021 STL at LAD	.000	1	4	0	0	0	0	0	0	0	0	0	0	0	0	0	0	0	.000	.000	0
W.C. TOTALS	.143	3	14	2	2	0	0	1	2	0	1	0	0	0	2	0	0	0	.357	.133	0

DIVISION SERIES RECORD

Year Team	AVG	G	AB	R	H	2B	3B	HR	RBI	SH	SF	HBP	BB	IBB	SO	SB	CS	GDP	SLG	OBP	E
2018 COL vs. MIL	.182	3	11	0	2	0	0	0	1	0	1	0	0	0	5	0	0	0	.182	.167	0



WORLD BASEBALL CLASSIC RECORD

Year	Team	AVG	G	AB	R	H	2B	3B	HR	RBI	SH	SF	HBP	BB	IBB	SO	SB	CS	GDP	SLG	OBP	E
2017	United States	.161	8	31	6	5	1	0	1	3	0	0	0	2	0	11	0	0	1	.290	.212	0

ALL-STAR GAME RECORD

Year	Team	AVG	G	AB	R	H	2B	3B	HR	RBI	SH	SF	HBP	BB	IBB	SO	SB	CS	GDP	SLG	OBP	E
2015	National	.000	1	1	0	0	0	0	0	0	0	0	0	0	0	1	0	0	0	.000	.000	0
2016	National	.000	1	3	0	0	0	0	0	0	0	0	0	0	0	1	0	0	0	.000	.000	0
2017	National	1.000	1	2	0	2	0	0	0	0	0	0	0	0	0	0	0	0	0	1.000	1.000	0
2018	National	.000	1	2	0	0	0	0	0	0	0	0	0	1	0	1	0	0	0	.000	.333	0
2019	National	.000	1	2	0	0	0	0	0	0	0	0	0	0	0	0	0	0	0	.000	.000	0
2021	National	.000	1	2	0	0	0	0	0	0	0	0	0	0	0	0	0	0	0	.000	.000	0
ALL-STAR TOTALS		.167	6	12	0	2	0	0	0	0	0	0	0	1	0	3	0	0	0	.167	.231	0

REGULAR SEASON FIELDING RECORD

Position	PCT	G	PO	A	E	TC	DP
Third Base	^ .972	1224	850	2716	102	3668	322

Note: Rawlings Platinum Glove (5): 2017, 2018, 2019, 2020, 2021

Rawlings Gold Glove* (9): 2013, 2014, 2015, 2016, 2017, 2018, 2019, 2020, 2021

Baseball America Best Defensive National League Third Baseman (7): 2014, 2015, 2016, 2017, 2018, 2019, 2021

Wilson Defensive Player of the Year (3): 2015, 2016, 2017

Fielding Bible Award (4): 2015, 2016, 2017, 2020

* First infielder in MLB history to begin career with nine consecutive Rawlings Gold Glove Awards

^ Active leader in fielding percentage for all MLB third basemen

2013: Led MLB third basemen in assists/9 (2.51), total chances/9 (3.33), range factor/9 (3.24), range factor/game (3.08), and zone rating (.863). Led National League third basemen in SABR Defensive Index (21.5), Defensive WAR (2.3), and ultimate zone rating (14.6), defensive runs saved (18), and defensive runs above average (16.5).

2014: Led Major League third basemen in assists/9 (2.61), total chances/9 (3.39), range factor/9 (3.25), and range factor/game (3.14). Led National League third basemen in defensive runs saved (30).

2015: Led Major League third basemen in total chances (507), total chances/9 (3.35), assists (385), double plays (42), assists/9 (2.54), range factor/9 (3.24), range factor/game (3.12), SABR Defensive Index (11.9), Defensive WAR (2.8), and defensive runs saved (22). Led National League third basemen in games (157), starts (156), putouts/9 (0.69), and zone rating (.811).

2016: Led Major League third basemen in games (160), starts (159), assists (378), assists/9 (2.47), and range factor/9 (3.12). Led National League third basemen in innings (1377.1), total chances (490), total chances/9 (3.20), double plays (39), range factor/game (2.98), SABR Defensive Index (12.2), and Defensive WAR (2.7). Shared National League lead among third baseman in defensive runs saved (13).

2017: Led Major League third baseman in games (157), assists (311), SABR Defensive Index (11.0), and Defensive WAR (1.8). Shared Major League lead among third basemen in starts (156) and defensive runs saved (15). Led National League third basemen in innings (1343.1), total chances (423), total chances/9 (2.83), double plays (46), range factor/9 (2.77), and range factor/game (2.64). Shared National League lead among third basemen in putouts (103) and fielding percentage (.979).

2018: Led Major League third basemen in starts (152). Led NL third basemen in games (152), innings (1328.1), total chances (430), total chances/9 (2.91), putouts (104), assists (312), double plays (44), assists/9 (2.11), range factor/9 (2.82), range factor/game (2.74), SABR Defensive Index (6.8), and defensive runs above average (8.1). Shared Major League lead among third basemen in outs above average (8).

2019: Led Major League third basemen in assists (311), double plays (43), and assists/9 (2.30), and outs above average (16). Led National League third basemen in innings (1319.2), total chances (457), total chances/9 (3.12), putouts (111), fielding percentage (.980), range factor/9 (3.06), range factor/game (2.91), zone rating (.827), SABR Defensive Index (13.1), Defensive WAR (2.0), ultimate zone rating (10.3), defensive runs saved (18), and defensive runs above average (12.5). Shared National League lead among third basemen in starts (151).

2020: Led Major League third basemen in total chances (161), total chances/9 (3.52), double plays (19), assists/9 (2.52), range factor/9 (3.45), range factor/game (3.33), zone rating (.848), outs above average (7), SABR Defensive Index (8.5), Defensive WAR (1.7), ultimate zone rating (8.5), defensive runs saved (15), and defensive runs above average (9.3). Led National League third basemen in putouts/9 (0.93).

2021: Led National League third basemen in total chances (424), total chances/9 (2.91), putouts (129), double plays (38), assists/9 (1.97), range factor/9 (2.83), zone rating (.807), defensive runs above average (8.0), and ultimate zone rating (5.7). Shared NL lead among third baseman in SABR Defensive Index (6.7).



2021 SEASON HIGHS

Most Hits: 4, 6/6 vs. Cincinnati
Most Runs: 3, 7/25 at Cincinnati
Most 2Bs: 2, twice. Last: 4/30 at Pittsburgh
Most HRs: 2, 9/3 at Milwaukee
Most RBI: 4, 8/14 at Kansas City
Most BBs: 3, 6/25 vs. Pittsburgh
Most SBs: 1, twice. Last: 8/17/21 vs. Milwaukee
Longest Hitting Streak: 9 games, 4/1-4/11

CAREER HIGHS

Most Hits: 5, 7/19/17 vs. San Diego
Most Runs: 4, twice, last: 7/19/17 vs. San Diego
Most 2Bs: 3, 6/15/17 vs. San Francisco
Most 3Bs: 1, 30x, last: Sept. 11, 2021 vs. Cincinnati
Most HRs: 3, 7/19/17 vs. San Diego
Most RBI: 7, twice, last: 7/19/17 vs. San Diego
Most BBs: 3, 5x, Last: 6/25/21 vs. Pittsburgh
Most SBs: 1, 18x, last: 8/17/21 vs. Milwaukee
Longest Hitting Streak: 28 games, 4/9-5/8/14 (Rockies record)
Multi-HR Games: 21. Last: 9/3/21 at Milwaukee
Grand Slams: 5. Last: 7/30/18 at St. Louis (Ponce de Leon)
Pinch-Hit HR: n/a
Extra-Inning HR: 2. Last: 8/5/18 at Milwaukee (Corey Knebel)
Game-Ending HR: 3. Last: 8/14/19 vs. Arizona (Archie Bradley)

CAREER TRANSACTIONS

- Selected by Colorado Rockies in the 2nd round (59th player overall) of the June, 2009 First-Year Player Draft.
- On Colorado 15-day injured list (left middle finger mallet fracture), May 24-July 2, 2014; included injury rehabilitation assignment to Colorado Springs (AAA).
- On 10-day injured list (left shoulder bone bruise), September 20-27, 2020.
- Acquired by the St. Louis Cardinals with cash considerations from the Colorado Rockies in exchange for LHP Austin Gomber, INF Elehuris Montero, RHP Tony Locey, INF Mateo Gil, and RHP Jake Sommers, February 1, 2021.

CAREER NOTES

- Joined the St. Louis Cardinals organization in 2021 after spending his first 12 professional seasons with the Colorado Rockies (2009-20).
- Before the 2019 season, originally signed an eight-year contract extension with Colorado through 2026. Upon joining St. Louis, agreed to a one-year contract extension through 2027 while retaining player options for the 2022 and 2023 seasons.
- Ranks among active MLB leaders in career slugging percentage (.535, 4th), OPS (.880, 12th), isolated power (.247, 6th), AB/HR (17.51, 9th), and AB/RBI (5.45, 4th).
- Since 2014, the top four leaders in *Baseball Reference's* WAR among position players include Mike Trout (56.2), Mookie Betts (50.0), Nolan Arenado (41.2), and Paul Goldschmidt (40.5).
- Since 2014, leads all of Major League Baseball in extra-base hits (552), total bases (2,323), RBI (813), go-ahead RBI (197), game-winning RBI (107) and fly balls (1,395); ranks 2nd in home runs (259); 3rd in AB/RBI (5.20); 4th in slugging (.550) and runs created (797); T-4th in doubles (233); 5th in multi-hit games (344); T-7th in runs scored (681); and 8th in isolated power (.259) and secondary bases (1486).
- Among players in Major League history with at least 750 career plate appearances against left-handed pitching, his career .990 OPS ranks 12th all-time. Teammate Paul Goldschmidt ranks 4th (1.021) and is the active leader.
- Since 2016, Mookie Betts, Charlie Blackmon and Arenado are the only three MLB players to log four seasons of scoring 100 or more runs.
- Among Major League leaders in the first inning since 1974, Arenado shares the all-time lead in slugging pct. (.657) with Mark McGwire, and ranks 3rd in OPS (1.041) to Barry Bonds (1.097) and McGwire (1.065).
- Owns two of the top four single-season marks for single-season extra-base hits by a third baseman: 2nd (89 in 2015) and T-3rd (87 in 2017).
- Arenado (2015-16) and Albert Pujols (2001-02) are the only players in the last 75 years to produce 125 or more RBI in consecutive seasons at age 25 or younger (since Joe DiMaggio from 1936-40).
- Became the 5th player in MLB history to complete the cycle with a walk-off home run, doing so on Father's Day, June 18, 2017 vs. San Francisco. Marked the first walk-off, cycle-completing homer with the batter's team trailing in MLB history. Cardinals Hall of Famer Ken Boyer also achieved the feat on September 14, 1961 vs. Chicago Cubs.
- Hall of Famer Chipper Jones (1999-2001, 2007) and Arenado (2015-18) are the only third basemen in MLB history to log four seasons of least 75 extra-base hits.
- In 2017, led MLB with a .801 slugging percentage with runners in scoring-position, 2nd-highest in Rockies franchise history (Andres Galarraga, .810 in 1996) and highest in Major League Baseball since Albert Pujols (.802 in 2006).

**AWARDS & HONORS****World Baseball Classic Championship**

2017: United States of America

National League All-Star

2021: St. Louis (starter at 3B)

2019: Colorado (starter at 3B)

2018: Colorado (starter at 3B)

2017: Colorado (starter at 3B)

2016: Colorado

2015: Colorado

Rawlings National League**Gold Glove Award - Third Base**

2021: St. Louis

2020: Colorado

2019: Colorado

2018: Colorado

2017: Colorado

2016: Colorado

2015: Colorado

2014: Colorado

2013: Colorado

Rawlings Platinum Glove Award

2021: St. Louis

2020: Colorado

2019: Colorado

2018: Colorado

2017: Colorado

Louisville National League**Silver Slugger Award - Third Base**

2018: Colorado

2017: Colorado

2016: Colorado

2015: Colorado

Wilson Defensive Player of the Year - Third Base

2017: Colorado

2016: Colorado

2015: Colorado

Fielding Bible Award - Third Base

2020: Colorado

2017: Colorado

2016: Colorado

2015: Colorado

National League Player of the Month

2017: Colorado - July

2015: Colorado - September

Mel Ott Award

2018: Colorado

2016: Colorado (tie)

2015: Colorado (tie)

Awards

- Named a National League All-Star in six of his nine years in the majors (2015-19, 2021), including four consecutive fan elections at third base (2017-19, 2021).
- Joins Hall of Famer Mike Schmidt (6, 1979-84) and Scott Rolen (4, 2002-05) as the only NL third basemen with at least four consecutive fan-elected starting assignments.
- Became the third Cardinals third baseman to garner a fan election in 2021, joining Joe Torre (1971-72) and Rolen (2003-05).
- Finished in the top-8 in National League MVP voting five seasons (2015-19), including a top-five finish for three consecutive seasons (2016-18).
- Is one of three third basemen to earn both All-Star and Gold Glove honors in the same season on six or more occasions, joining Brooks Robinson (15) and Mike Schmidt (9).
- Won four consecutive Silver Slugger Awards at third base (2015-18), tied with Adrián Beltré for 3rd-most by a third baseman in MLB history since the award's inception in 1980. Only Mike Schmidt (6) and Wade Boggs (8) have more.
- Is one of only 11 players in MLB history (since 1980) to have won the Silver Slugger and Gold Glove award combo during the same season on at least four occasions (2015-18), joining Andrew Dawson (4), Dave Winfield (4), Dale Murphy (4), Roberto Alomar (4), Kirby Puckett (5), Mike Schmidt (5), Ryne Sandberg (6), Ken Griffey Jr. (7), Barry Bonds (7), and Iván Rodríguez (7).
- Member of the 2017 Team USA World Baseball Classic Gold Medal winning team with first baseman Paul Goldschmidt.

Defensive Accolades

- Winner of the National League Rawlings Gold Glove Award at third base for nine consecutive seasons (2013-21) to begin his professional career,
- His nine Gold Glove Awards by a third baseman rank 3rd in MLB history, trailing only Hall of Famers Brooks Robinson (16) and Mike Schmidt (10),
- His Gold Glove streak (2013-21) is the longest active in the Major Leagues and ties Mike Schmidt (1976-84) for 2nd-longest all-time streak among third basemen, trailing only Brooks Robinson (16 years, 1960-75).
- Arenado is first infielder to begin a career with nine consecutive Rawlings Gold Glove Awards and first MLB player since outfielders Ichiro Suzuki (2001-10) and Torii Hunter (2001-09).
- Arenado's streak of nine consecutive Gold Gloves to begin his career is the 2nd-longest in MLB history, trailing only outfielder Suzuki's 10-straight (2001-10).
- Is the 23rd Major Leaguer and 10th infielder (1B, 2B, 3B, SS) to win at least nine career Gold Glove Awards.
- Arenado is the 18th player in MLB history to win nine consecutive Gold Gloves at any position and 3rd to do so as a third baseman with Brooks Robinson (16) and Mike Schmidt (9).
- The last infielders to win nine straight were shortstop Omar Vizquel (1993-2001) in the American League and second baseman Ryne Sandberg (1983-1991) in the National League.



- Arenado joins Scott Rolen (2002-04, 2006), Terry Pendleton (1987, 1989), Ken Reitz (1975) and Ken Boyer (1958-61, 1963) as third basemen to win a Gold Glove with St. Louis.
- Winner of the National League Platinum Glove Award in each of the last five seasons (2017-21) – honoring him as the league's best overall defender.
- His five Platinum Glove Awards are most by any player since the award's inception in 2011. Teammate Yadier Molina ranks 2nd with four (2011-12, 2014-15).
- Three-time Wilson Defensive Player of the Year Award winner (2015-17) as the best defensive third baseman in MLB. Tied for 2nd-most with Alex Gordon, Zack Greinke, and DJ LeMahieu behind Andrelton Simmons (6).
- Four-time Fielding Bible Award winner (2015-17, '20), honoring the top fielder in the Major Leagues at each position as voted on by Baseball Info Solutions. Tied with Adrián Beltré for the most by any third baseman since the award's inception in 2006.
- Member of the Fielding Bible All-Decade Team (2010-19) with catcher Yadier Molina and first baseman Paul Goldschmidt.
- Recognized by *Baseball America* as the National League's Best Defensive Third Baseman for seven seasons (2014-19, '21).
- According to *Baseball Reference*, Arenado's career defensive WAR (16.5) ranks 4th among active Major Leaguers behind shortstop Andrelton Simmons (27.9), catcher Yadier Molina (27.8), and outfielder Kevin Kiermaier (17.4).
- According to *FanGraphs* data since 2003, Arenado's career 136 defensive runs saved rank 2nd among third baseman behind only Adrián Beltré (200).
- According to *Statcast* data since 2016, Arenado ranks 4th in Outs Above Average (78) behind Nick Ahmed (103), Francisco Lindor (102), and Andrelton Simmons (81).
- In 2013, became the first NL rookie third baseman and 10th rookie in MLB history to be awarded a Gold Glove, joining 3B Frank Malzone (1957), 2B Ken Hubbs (1962), OF Tommie Agee (1966), C Johnny Bench (1968), C Carlton Fisk (1972), C Charles Johnson (1995), and OF Ichiro Suzuki (2001). Later achieved by OF Luis Robert and Evan White in 2020.
- Holds the MLB record for third basemen in seasons to lead the league in Range Factor/Game (9). Shares the MLB record for third basemen with Buddy Bell in seasons to lead the league in Range Factor/9Inn (6), and Heinie Groh for seasons to lead the league in double plays turned (7).
- Has led the league in assists at third base five times (T-6th in MLB history), and putouts five times (T-8th in MLB history).

AWARDS & HONORS (continued)

Baseball America Best Defensive Third Baseman - National League

2021: St. Louis
 2019: Colorado
 2018: Colorado
 2017: Colorado
 2016: Colorado
 2015: Colorado
 2014: Colorado

National League Player of the Week

2019: Colorado - May 20-26
 2018: Colorado - June 18-24
 2017: Colorado - July 17-23
 2016: Colorado - April 11-17
 2015: Colorado - June 22-28
 2014: Colorado - August 18-24

MLB.com Best Defensive Player Award

2017: Colorado

Baseball America Major League All-Rookie Team - Third Base

2013: Colorado

Topps All-Star Rookie Team - Third Base

2013: Colorado

Baseball Digest All-Star Rookie Team - Third Base

2013: Colorado

MLB All-Star Futures Game Selection

2012: United States
 2011: United States

Arizona Fall League Most Valuable Player

2011: Salt River Rafters

Arizona Fall League Rising Stars

2011: Salt River

Arizona Fall League All-Prospect Team

2011: Salt River

Arizona Fall League Player of the Week

2011: Salt River - October 24-30

**Home Runs**

- Ranks 14th among active Major Leaguers with 269 career home runs. Trails only Evan Longoria (317) among active third basemen and ranks 18th all-time in MLB history among primary third basemen.
- Is one of 20 active Major Leaguers and two Cardinals (Paul Goldschmidt) with 250 or more career home runs.
- Is one of 10 players in MLB history to hit home run No. 250 in a Cardinals uniform with Stan Musial, Ken Boyer, Orlando Cepeda, Jim Edmonds, Reggie Sanders, Albert Pujols, Scott Rolen, Matt Holliday, and Paul Goldschmidt.
- Has led or shared the National League lead in home runs three times (2015-16, 2018). Is one of 12 players in NL history to lead the league in home runs three or more times and first since Mike Schmidt.
- Since 2015, Arenado and Nelson Cruz are the only two Major Leaguers to reach the 30-homer threshold six times.
- In 2021, his 34 home runs matched Scott Rolen (2004) and Fernando Tatis (1999) for most by a primary Cardinals third baseman in a single season.
- Joins Vinny Castilla, Mike Schmidt and Eddie Mathews as the only four third basemen in MLB history (min. 75% of games at the position) to have three 40-home run seasons.
- In 2019, became the first National Leaguer since Albert Pujols (2009 and 2010) to hit 40 or more home runs and strike out fewer than 100 times.
- Since making his MLB debut in 2013, is the only Major Leaguer to log six seasons of 30 more home runs and 100 or more RBI. His six seasons also rank 3rd-most in MLB history among primary third baseman behind Alex Rodriguez (7) and Mike Schmidt (10).
- Joins Alex Rodriguez (8), Jimmie Foxx (6), Albert Pujols (6), Juan Gonzalez (5), Ralph Kiner (5) and Eddie Mathews (5) as the only players with at least five seasons of 35 home runs and 100 RBI prior to turning age 29.
- Is the only third baseman in MLB history to produce three seasons of 35-plus home runs, 130-plus RBI and 80-plus extra-base hits.
- Joined Miguel Cabrera (2012-13) and Alex Rodriguez (2005, 2007) as the only primary third basemen to have multiple +40 HR/130 RBI seasons.
- Albert Belle (1993-96) and Arenado (2015-18) are the only two players in Major League history to record at least 35 home runs and 35 doubles for four consecutive seasons.
- In 2016, became the third player in MLB history to have consecutive 40-home run, 130-RBI seasons before turning age 26, joining Hall of Famers Chuck Klein (1929-30) and Jimmie Foxx (1932-34).
- Has hit 68 of 269 career home runs (25.3%) in the first inning of games, his most of any inning. Since his MLB debut in 2013, only Mike Trout (80) has more. Teammate Paul Goldschmidt (66) ranks 3rd.
- Since his MLB debut in 2013, 210 of his 269 career home runs have been pulled, most in MLB.

AWARDS & HONORS (continued)

Texas League Mid-Season All-Star
2012: Tulsa (AA)

Texas League Player of the Week
2012: Tulsa (AA): August 28-September 3

California League Post-Season All-Star
2011: Modesto (High-A)

California League Player of the Week
2011: Modesto (High-A) - August 15-21
2011: Modesto (High-A) - June 20-26

South Atlantic League Player of the Week
2010: Asheville (A) - August 16-22

CAREER MILESTONES

Major League Debut
April 28, 2013 at Arizona

First Career Major League Hit
April 29, 2013 at Los Angeles Dodgers
(4th inning, single, off Josh Wall)

First Career Major League Home Run
April 29, 2013 at Los Angeles Dodgers
(5th inning, two-run, off Josh Wall)

100th Career Major League Home Run
August 8, 2016 vs. Texas
(4th inning, solo, off Cole Hamels)

200th Career Major League Home Run
May 25, 2019 vs. Baltimore
(3rd inning, three-run, off Andrew Cashner)

1,000th Career Major League Game
August 20, 2019 at Arizona

1,000th Career Major League Hit
April 22, 2019 vs. Washington
(7th inning, solo home run, off Wander Suero)

500th Career Major League RBI
September 15, 2017 vs. San Diego
(8th inning, solo home run, off José Vázquez)

250th Career Major League Home Run
June 25, 2021 vs. Pittsburgh
(3rd inning, solo, off Wil Crow)



Colorado Rockies Franchise Records

- Among Colorado Rockies all-time leaders, ranks 2nd in game-winning RBI (102); 3rd in slugging pct. (.541); 4th in extra-base hits (524), home runs (235), and RBI (760); 5th in total bases (2,227) and OPS (.590); 6th in games (1,079), doubles (262), and multiple-hit games (340); T-6th in hits (1,206); 7th in runs (649) and walks (362).
- Arenado (2015, 2016, 2019) and Vinny Castilla (1996-98) are the only players in Rockies franchise history with three seasons of 40 or more home runs
- Set a Colorado franchise record with a 28-game hitting streak from 4/9-5/8/2014, batting .360/.383/.568 (40-111) with four home runs and 11 doubles. It marked the longest hitting streak by a Major Leaguer in 2014.
- Homered in a club-record six consecutive games in 2015 (9/1-9/5), longest homer streak in MLB that season.
- Holds the top three single-season extra-base hit totals by a Rockies third baseman (89, 87, 82).

2021

NL Ranks: Games played (157, 7th), plate appearances (653, T-7th), at-bats (593, 6th), home runs (34, T-7th), RBI (105, 5th), total bases (293, 8th), doubles (34, 8th), extra-base hits (71, 5th), intentional walks (8, 6th), sacrifice flies (7, T-6th), GDP (20, T-3rd), go-ahead RBI (28, T-1st), game-winning RBI (14, 5th), PA/SO (6.80, 9th), fly balls (220, 2nd), fly ball percentage (43.7, 4th), pitches put in play (504), % pitches put in play (20.6, 7th), % swings put in play (44.1, 8th).

- Won his ninth consecutive Rawlings Gold Glove Award for third basemen (2013-21), 3rd-most in MLB history behind only Brooks Robinson (16) and Mike Schmidt (10).
- Recipient of the NL's Platinum Glove Award for his 5th consecutive season (2017-21), surpassing Yadier Molina for most by any player since the award's inception in 2011.
- Joined Tommy Edman, Paul Goldschmidt, Tyler O'Neill, and Harrison Bader as St. Louis became the first team in MLB history to feature five Gold Glove winners in a season. Also marked the 31st time that St. Louis boasted multiple winners in the same season and 4th instance the franchise has had at least four winners (1963, 2002, 2003, 2021).
- Arenado and Goldschmidt became the 5th Cardinals Gold Glove-winning 3B/1B combo in same year with Pujols & Scott Rolen (2006), and Bill White & Ken Boyer (1960, 1961, 1963).
- With Edman and Goldschmidt, also marked the 2nd time St. Louis had three Gold Glove infielders in the same year (Fernando Viña, Scott Rolen and Edgar Renteria in 2002).
- Recognized by managers and coaches as the NL's Best Defensive Third Baseman for the 7th consecutive season (2014-19, '21) in *Baseball America's* Best Tools Survey.
- Chosen by the fans to start at third base for the NL in the Major League All-Star Game at Coors Field.
- Marked Arenado's sixth consecutive All-Star nod in his nine years in the majors, including his fourth straight fan election.
- Joined Mike Schmidt (6, 1979-84) and Scott Rolen (4, 2002-05) as the only NL third basemen with at least four consecutive fan-elected starting assignments.

GOLD GLOVE AWARDS AMONG THIRD BASEMEN IN MLB HISTORY

Rank	Awards	Seasons
1. Brooks Robinson	16	1960-75
2. Mike Schmidt	10	1976-84, '86
3. Nolan Arenado	9	2013-19, '21

PLATINUM GLOVE AWARDS - MLB HISTORY

Rank	Pos	Awards	Seasons
1. Nolan Arenado	3B	5	2017-21
2. Yadier Molina	C	4	2011-12, '14-15
3. Adrián Beltré	3B	2	2011-12
Matt Chapman	3B	2	2018-19

MOST GOLD GLOVE AWARDS AMONG INFELDERS IN MLB HISTORY

Rank	Awards	Seasons
1. Brooks Robinson	16	1960-75
2. Ozzie Smith	13	1980-92
3. Keith Hernandez	11	1978-83, '84-88
Omar Vizquel	11	1993-2001, 2005-06
5. Roberto Alomar	10	1991-96, '98-2001
Mike Schmidt	10	1976-84, '86
7. Luis Aparicio	9	1958-62, '64, '66, '68, '70
Ryan Sandberg	9	1983-91
Don Mattingly	9	1985-89, '91-94
Nolan Arenado	9	2013-19, '21

CARDINALS 1B-3B COMBOS TO WIN GOLD GLOVES IN SAME SEASON

Season	1B	3B
2021	Paul Goldschmidt	Nolan Arenado
2006	Albert Pujols	Scott Rolen
1963	Bill White	Ken Boyer
1961	Bill White	Ken Boyer
1960	Bill White	Ken Boyer

SILVER SLUGGER AWARDS AMONG THIRD BASEMEN IN MLB HISTORY

Rank	Awards	Seasons
1. Wade Boggs	8	1983, '86-89, '91, '93-94
2. Mike Schmidt	6	1980-84, '86
3. Nolan Arenado	4	2015-18
Adrián Beltré	4	2004, '10-11, '14
Matt Williams	4	1990, '93-94, '97

WINS ABOVE REPLACEMENT AMONG POSITION PLAYERS SINCE 2014

MLB Rank	Team(s)	WAR
1. Mike Trout	Angels	56.2
2. Mookie Betts	Red Sox, Dodgers	50.0
3. Nolan Arenado	Rockies, Cardinals	41.8
4. Paul Goldschmidt	Dbacks, Cardinals	40.5



SILVER AND GOLD CLUB

Players to win both the Gold Glove and Silver Slugger Awards in the same season (since 1980)

MLB Rank	Pos	Seasons
1. Iván Rodríguez	C	7 - 1994-99, 2004
Ken Griffey Jr.	OF	7 - 1991, '93-94, '96-99
Barry Bonds	OF	7 - 1990-94, '96-97
4. Ryne Sandberg	2B	6 - 1984-85, '88-91
5. Mike Schmidt	3B	5 - 1981-84, '86
Kirby Puckett	OF	5 - 1986-89, '92
7. Roberto Alomar	2B	4 - 1992, '96, '99-2000
Nolan Arenado	3B	4 - 2015-18
Dale Murphy	OF	4 - 1982-85
Andre Dawson	OF	4 - 1980-81, '83, '87
Dave Winfield	OF	4 - 1982-85
Mookie Betts	OF	4 - 2016, '18-20
13. Don Mattingly	1B	3 - 1984-85, '87
Paul Goldschmidt	1B	3 - 2013, '15, '17
Craig Biggio	2B	3 - 1994-95, '97
Ichiro Suzuki	OF	3 - 2001, '07, '09
Joe Mauer	C	3 - 2008-10
Larry Walker	OF	3 - 1992, '97, '99

HOME RUN TITLES BY MLB THIRD BASEMEN

MLB Rank	HR Titles	Seasons
1. Mike Schmidt	8	1974-76, '80-81, '83-84, '86
2. Home Run Baker	4	1911-14
3. Nolan Arenado	3	2015-16, '18

SINGLE-SEASON HOME RUNS BY A CARDINALS PRIMARY THIRD BASEMAN

Rank	Season	Home Runs
1. Fernando Tatis	1999	34
Scott Rolen	2004	34
Nolan Arenado	2021	34

CAREER HR BY A PRIMARY THIRD BASEMAN

MLB Rank	HR	Seasons
1. Mike Schmidt	548	1974-89
2. Eddie Mathews	512	1952-68
3. Adrian Beltre	477	1998-2018
4. Chipper Jones	468	1995-2012
5. Graig Nettles	390	1974-88
6. Aramis Ramirez	386	1998-2015
7. Matt Williams	378	1987-2003
8. Ron Santo	342	1960-74
9. Gary Gaetti	360	1981-99
10. Troy Glaus	320	1998-2010
Vinny Castilla	320	1992-2006
12. Evan Longoria	317	2008-present
13. Scott Rolen	316	1996-2012
Ron Cey	316	1974-87
15. Ken Boyer	282	1955-69
16. Robin Ventura	294	1989-2004
17. Dean Palmer	275	1989-2003
18. Nolan Arenado	269	2013-present

- Became the third Cardinals third baseman to garner a fan election with Joe Torre (1971-72) and Rolen (2003-05).
- Played in 157 games, his highest total since 2017.
- Arenado was one of six MLB players in 2021 (Marcus Semien, Matt Olson, Bryce Harper, Rafael Devers, Nick Castellanos) to hit 34 or more homers and 34 or more doubles. Also became the 9th Cardinal and first Cardinals third baseman to reach the 34/34 threshold.
- Batted .329 (46-140) with runners in scoring position and .355 (22-62) with RISP and two outs.
- Hit a game-winning two-run home run off Drew Rasmussen in the bottom of the 8th inning for a 3-1 win over Milwaukee in the home opener (4/8).
- Became the 4th Cardinal since 1900 to either hit a go-ahead homer in the bottom of the 8th or game-winning homer in bottom of 9th or later in his first home game, joining Wally Westlake: 6/16/51 vs. Philadelphia (3-run, Bot 8); Bill Virdon: 4/14/55 vs. Mil. Braves (solo walkoff, Bot 11); & Chris Speier: 7/13/84 vs. San Diego (3-run walkoff, Bot 10).
- Hit safely in his first nine games as a Cardinal (12-36, .333) which was the 2nd-longest hit streak to open a season by a new Cardinal behind only Charley Smith, who began the 1966 season hitting .486 (18-37) in his first 10 games.
- All 34 of his home runs were pulled to left field, 3rd-most pulled homers in MLB to Marcus Semien (39) and José Ramirez (36). Since his MLB debut in 2013, leads MLB in pulled home runs (210).
- Shared team home run lead (34) with Tyler O'Neill, which also matched Scott Rolen (2004) and Fernando Tatis (1999) for most by a primary Cardinals third baseman.
- Hit his 250th career home run on 6/25 vs. Pittsburgh, a solo shot off Wil Crow.
- Homered in a team-best four straight games (5/14-5/18).
- Was also part of three back-to-back home runs in 2021.
- Posted his 6th season with 30+ HR and 100+ RBI, most of any MLB player since making his debut in 2013. His six seasons also rank 3rd-most among primary third baseman in MLB history behind Alex Rodriguez (7) and Mike Schmidt (10).
- Led the Cardinals with 105 RBI and was the first member of the franchise with 100 RBI since Matt Holliday (102 in 2012).
- Collected 50 two-out RBI, 2nd in MLB behind Adam Duvall (54) and most by a Cardinal since Albert Pujols (51 in 2001).
- Led the Cardinals in team-rated fielding gems (27), while pacing all NL third basemen in total chances (424), total chances/9 (2.91), putouts (129), double plays (38), assists/9 (1.97), range factor/9 (2.83), zone rating (.807), defensive runs above average (8.0), and ultimate zone rating (5.7).
- Shared the NL lead among third basemen in SABR Defensive Index (6.7) with Colorado's Ryan McMahon.
- Was a key component of two critical double plays during the Cardinals historic 17-game win streak, one in extra innings at New York Mets (9/14) and the other at Chicago Cubs (9/25) that involved six different Cardinals defenders.

2021 POSTSEASON: Went 0-for-4 in the 3-1 loss to the Dodgers in the National League Wild Card Game at Dodger Stadium (10/6).

ARENADO, NOLAN



BACKGROUND/PERSONAL

- Attended El Toro High School in Lake Forest, Calif., where he played shortstop, catcher, and pitcher (2006-09).
- His high school uniform No. 12 was retired in 2014.
- Was high school teammates with Matt Chapman and Austin Romine.
- His junior season, El Toro won the 2008 California Interscholastic Federation Southern Championship at Dodger Stadium.
- In 2009 as a senior shortstop, Arenado's backup was undersized sophomore Matt Chapman, who only played shortstop when Arenado pitched.
- On Feb. 8, 2020, "Nolan Arenado Drive" was unveiled in his hometown of Lake Forest, leading into Lake Forest Sports Park.
- Signed his letter of intent to play college baseball at Arizona State University.
- Originally selected by Colorado in the 2nd round of the June, 2009 First-Year Player Draft.
- Listed as the 17th-best catcher available by *Baseball America*, although was drafted as an infielder.
- Nolan is of Cuban (father Fernando) and part Cuban/Puerto Rican (mother Millie) descent, but does not speak Spanish.
- Visited Cuba for the first time with his family and friends after the 2016 season.
- Nolan is the second of three sons. His older brother, Fernando Jr., goes by his middle name, Cousy (named in honor Boston Celtics guard Bob Cousy).
- His younger brother, Jonah, was selected by San Francisco in the 16th round of 2013 MLB Draft and played seven minor league seasons (2013-19) as a corner infielder.
- His first cousin, Joshua Fuentes has played three seasons as an infielder for the Rockies (2019-21).
- Threw a perfect game in Little League, although credits his right fielder for throwing out a batter at first base after hitting a ball to right in the final inning.
- Some of Nolan's favorite musicians include Kings of Leon, Travis Scott, and Post Malone.
- His hobbies include golfing and playing with his DJ kit.
- Shoots left-handed when playing basketball.
- Regularly plays wiffle ball with his brothers and cousins during offseasons. Contacted his bat company, Old Hickory, and ordered his model in a Wiffle Ball bat (Old Hickory model 28NA-Wiffle) with his name on it.
- Grew up a Los Angeles Dodgers fan and has attended countless games at Dodger Stadium with his family.
- One of Nolan's favorite players growing up was outfielder Shawn Green.
- Requested and studied past game footage of third basemen Aramis Ramírez, Álex Rodríguez, Adrián Beltré, and Scott Rolen. He met Rolen at Busch Stadium in August 2019 during Scott's Cardinals Hall of Fame induction.
- As part of National Bullying Prevention Month in 2018, lent voice in the ongoing Shred Hate PSA effort, a joint program between ESPN, MLB & X Games striving to end in-school bullying by encouraging youth to choose kindness.
- Resides in San Clemente, Calif. with his wife, Laura.

CAREER DEFENSIVE RUNS SAVED AMONG THIRD BASEMAN SINCE 2003

MLB Rank	DRS	Innings
1. Adrián Beltré	200	18,351.1
2. Nolan Arenado	136	10,537.0
3. Scott Rolen	114	9,669.1
4. Manny Machado	100	9,216.1

FanGraphs

OUTS ABOVE AVERAGE SINCE 2016

MLB Rank	OAA	Innings
1. Nick Ahmed - SS	103	5,236.0
2. Francisco Lindor - SS	102	6,861.2
3. Andrelton Simmons - SS	81	5,899.2
4. Nolan Arenado - 3B	78	7,098.0

Statcast

30+ HOME RUN SEASONS SINCE 2015

MLB Ranks	Seasons
1. Nelson Cruz	6 2015-19, '21
Nolan Arenado	6 2015-19, '21

40+ HR SEASONS BY A THIRD BASEMAN

MLB Ranks	Seasons
1. Eddie Mathews	4 1953-55, '59
2. Mike Schmidt	3 1979-80, '83
Vinny Castilla	3 1996-98
Nolan Arenado	3 2015-16, '19

PRIMARY THIRD BASEMEN WITH 30+ HR AND 100+ RBI SEASONS

MLB Rank	Seasons
1. Mike Schmidt	9 1974, '76-77, '79-80, '83-84, '86-87
2. Alex Rodriguez	7 2004-10
3. Nolan Arenado	6 2015-19, '21

Played at least 75% of games at third base during season

RECENT CARDINALS 1B-3B COMBOS TO BOTH START 100+ GAMES

Season	1B	3B	Games
2021	Paul Goldschmidt	Nolan Arenado	146
2014	Matt Adams	Matt Carpenter	128
2008	Albert Pujols	Troy Glaus	129
2007	Albert Pujols	Scott Rolen	106
2006	Albert Pujols	Scott Rolen	123
2004	Albert Pujols	Scott Rolen	129
2003	Tino Martinez	Scott Rolen	119
1999	Mark McGwire	Fernando Tatis	136



HARRISON BADER

48

(*BAY-der*)

HEIGHT	WEIGHT	BATS/THROWS	BIRTH DATE	ML SERVICE
6-0	210	R/R	6/3/1994	4.030

FULL NAME: Harrison Joseph Bader

BORN: Bronxville, New York

OPENING DAY AGE: 27 (Turns 28 on June 3)

BECAME CARDINAL: Selected in the 3rd round (100th overall) of the June, 2015 First-Year Player Draft

CONTRACT STATUS: Signed through 2022

MLB DEBUT: July 25, 2017 vs. Colorado

OUTFIELDER



COMPLETE RECORD

Year	Team	AVG	G	AB	R	H	2B	3B	HR	RBI	SH	SF	HBP	BB	IBB	SO	SB	CS	GDP	SLG	OBP	E
2015	State College	.379	7	29	6	11	2	0	2	4	0	0	1	0	0	5	2	0	1	.655	.400	0
	Peoria	.301	54	206	34	62	11	2	9	28	0	1	6	15	0	44	15	6	4	.505	.364	3
2016	Memphis	.231	49	147	22	34	7	1	3	17	0	0	3	11	0	38	2	3	0	.354	.298	2
	Springfield	.283	82	318	48	90	12	4	16	41	0	3	10	25	0	93	11	10	2	.497	.351	2
2017	Memphis	.283	123	431	74	122	18	1	20	55	1	3	10	34	0	118	15	9	3	.469	.347	3
	ST. LOUIS	.235	32	85	10	20	3	0	3	10	0	1	1	5	1	24	2	1	1	.376	.283	2
2018	ST. LOUIS	.264	138	379	61	100	20	2	12	37	2	4	11	31	3	125	15	3	1	.422	.334	3
2019	Memphis	.317	16	63	23	20	3	0	7	15	0	0	4	8	0	16	3	0	1	.698	.427	1
	ST. LOUIS	.205	128	347	54	71	14	3	12	39	1	2	10	46	4	117	11	3	3	.366	.314	4
2020	ST. LOUIS	.226	50	106	21	24	7	2	4	11	0	1	5	13	0	40	3	1	2	.443	.336	2
2021	ST. LOUIS	.267	103	367	45	98	21	1	16	50	0	2	5	27	6	85	9	4	4	.460	.324	3
	Memphis#	.500	1	2	1	1	1	0	0	0	0	0	1	0	1	0	0	0	0	1.000	.667	0
	Palm Beach#	.333	3	9	1	3	1	0	0	1	0	1	0	1	0	1	0	0	0	.444	.364	0
	MINOR TOTALS	.285	335	1205	209	343	55	8	57	161	1	8	34	95	0	316	48	28	11	.485	.352	11
	MAJOR TOTALS	.244	451	1284	191	313	65	8	47	147	3	10	32	122	14	391	40	12	11	.417	.323	14

Injury Rehabilitation Assignment

Note: Major League Uniform Numbers Worn: 48 (2017-present)

WILD CARD SERIES RECORD

Year	Team	AVG	G	AB	R	H	2B	3B	HR	RBI	SH	SF	HBP	BB	IBB	SO	SB	CS	GDP	SLG	OBP	E
2020	STL at SD	.111	3	9	1	1	0	0	0	2	0	1	1	0	0	7	0	0	0	.111	.182	0
2021	STL at LAD	.000	1	1	0	0	0	0	0	0	0	0	2	1	0	1	0	0	0	.000	.750	0
	W.C. TOTALS	.100	4	10	1	1	0	0	0	2	0	1	3	1	0	8	0	0	0	.100	.333	0

DIVISION SERIES RECORD

Year	Team	AVG	G	AB	R	H	2B	3B	HR	RBI	SH	SF	HBP	BB	IBB	SO	SB	CS	GDP	SLG	OBP	E
2019	STL vs. ATL	.200	4	10	1	2	0	0	0	1	0	0	0	0	0	5	1	1	0	.200	.200	0

LEAGUE CHAMPIONSHIP SERIES RECORD

Year	Team	AVG	G	AB	R	H	2B	3B	HR	RBI	SH	SF	HBP	BB	IBB	SO	SB	CS	GDP	SLG	OBP	E
2019	STL vs. WSH	.000	2	2	1	0	0	0	0	0	0	0	0	1	0	1	0	0	0	.000	.333	0



REGULAR SEASON FIELDING RECORD

Position	PCT	G	PO	A	E	TC	DP
Outfield	.985	414	909	23	14	946	6

Note: Rawlings Gold Glove: 2021 (CF)

Baseball America Best Defensive Outfielder - National League: 2019

2018: Led Major League outfielders in 5-star catches (7).

2019: Rawlings Gold Glove Award finalist in center field.

Led Major League outfielders Ultimate Zone Rating (12.9).

Shared Major League lead among outfielders in double plays (4).

Led NL outfielders in 5-star catches (4).

2021: Led Major League outfielders in ultimate zone rating (11.4), total chances/9 (3.00), putouts/9 (2.93), range factor/9 (2.97), range factor/game (2.84), zone rating (.973), and SABR defensive index (14.4)

Led National League outfielders in outs above average (13), runs prevented (12), and defensive WAR (1.8).

Shared Major League lead among outfielders in 4-star catches (9).

2021 SEASON HIGHS

Most Hits: 4, 9/25 at Chicago Cubs

Most Runs: 3, 9/25 at Chicago Cubs

Most 2Bs: 2, 7/27 at Cleveland

Most 3Bs: 1, 8/24 vs. Detroit

Most HRs: 1, 16x. Last: 10/2 vs. Chicago Cubs

Most RBI: 4, 7/2 at Colorado

Most BBs: 2, twice. Last: 8/28 at Pittsburgh

Most SBs: 2, 9/25 at Chicago Cubs

Most HBP: 1, 5x. Last: 10/3 vs. Chicago Cubs

Longest Hitting Streak: 7 games, 9/22-9/28

CAREER HIGHS

Most Hits: 4, 9/25/21 at Chicago Cubs

Most Runs: 3, 9/25/21 at Chicago Cubs

Most 2Bs: 2, 4x. Last: 7/27/21 at Cleveland

Most 3Bs: 1, 8x. Last: 8/24/21 vs. Detroit

Most HRs: 2, 9/15/19 vs. Milwaukee

Most RBI: 4, 7/2/21 at Colorado

Most BBs: 3, 8/20/19 vs. Milwaukee

Most SBs: 2, twice. Last: 9/25/21 at Chicago Cubs

Most HBP: 2, twice. Last: 7/25/20 vs. Pittsburgh

Longest Hitting Streak: 8 games, 4/11-4/22/18

CAREER NOTES

- Of his 47 career home runs, 33 have been hit away from Busch Stadium, with highs of four each at PETCO Park, Wrigley Field, Great American Ball Park, and American Family Field.
- Career .260/.329/.508 with .836 OPS in 368 plate appearances against left-handed pitching.
- Since his Major League debut season in 2017, has the 5th-lowest GIDP pct. in the National League (4.0%), hitting into 11 double plays in 275 situations. Former teammate Matt Carpenter (2.8%) led all of MLB over that same timespan.
- Was one of eight MLB players in 2019 to record double-digit totals in home runs, stolen bases, and hit by pitches. Only Bader and Mike Trout did it from 2018-19.
- Was one of 15 National Leaguers and the only Cardinal to post back-to-back seasons with double-digit home run and stolen base totals (2018-19).
- Named to both the 2018 *Baseball America* and Topps All-Rookie Teams at one of three outfield positions with Ronald Acuña, Jr. and Juan Soto.
- Lived with current Brewers manager and then Brewers Special Asst. to GM Craig Counsell and family in Whitefish Bay, Wisconsin while playing for the Lakeshore Chinooks of the collegiate summer Northwoods League in 2013 after his freshman season at Florida.

Defensive Accolades

- 2021 Rawlings Gold Glove Award winner for National League centerfielders. Also was named a finalist in 2019.
- Became the first Cardinals centerfielder to win a Gold Glove since Jim Edmonds (2000-05), and 6th Cardinals outfielder overall with Curt Flood (1963-69), Willie McGee (1983, '85-86), Jason Heyward (2015), and Tyler O'Neill (2020-21).
- With O'Neill, marked the first time in franchise history that two Cardinals outfielders won Gold Gloves in the same season.
- Since beginning of 2018, leads all Major League outfielders in Defensive Runs Saved (47), Outs Above Average (47), Runs Prevented (42), Ultimate Zone Rating (36.2), and zone rating (.954); and ranks 3rd in Defensive WAR (3.5).
- Among MLB outfielders since 2018, only Mookie Betts's combined 34.8 Defensive Index is higher than Bader's 32.4, according to *SABR*.
- Bader is one of only five MLB outfielders to qualify for a Gold Glove and also have a positive Defensive Index each of the last four seasons (2018-21) with Betts, David Peralta, Manuel Margot, and Max Kepler.
- Bader's 14.4 Defensive Index in 2021 led all NL players despite playing in only 103 games due to injuries.
- His .973 zone rating in 2021 was the highest by any Major League outfielder since the category began being tracked in 1987, according to *Stats LLC*. In 2019, his .956 zone rating set the Cardinals outfielder record.
- Named Best Defensive Outfielder in the National League, according to *Baseball America's* 2019 Best Tools Survey.



2021

NL Ranks: SABR defensive index (14.4, 1st), defensive WAR (1.6, 6th), defensive runs saved (15, 3rd), intentional walks (6, T-8th), ultimate zone rating-outfielders (11.4, *1st), total chances/9-outfielders (3.00, *1st), putouts/9-outfielders (2.93, *1st), range factor/9-outfielders (2.97, *1st), range factor/game-outfielders (2.84, *1st), zone rating-outfielders (.973, *1st), outs above average-outfielders (13, 1st), runs prevented-outfielders (12, 1st), total zone runs-outfielders (19, 3rd), putouts-outfielders (289, 4th), Sprint Speed (29.9 feet/second, 9th). *Led MLB

- Winner of his first career Rawlings Gold Glove in centerfield after being named a finalist in 2019.
- Became the first Cardinals centerfielder to win a Gold Glove since Jim Edmonds (2000-05), and the 6th Cardinals outfielder overall, joining Edmonds, Curt Flood (1963-69), Willie McGee (1983, 1985-86), Jason Heyward (2015), and Tyler O'Neill (2020-21).
- With O'Neill, marked the first time in franchise history that two Cardinals outfielders won Gold Gloves in the same season.
- Joined Tommy Edman, Paul Goldschmidt, Nolan Arenado, and O'Neill as St. Louis became the first team in MLB history to feature five Gold Glove winners in a single season.
- Also marked the 31st time that St. Louis boasted multiple winners in the same season and 4th instance the franchise has had at least four winners in one year (1963, 2002, 2003, 2021).
- His .973 zone rating in 2021 was the highest by any Major League outfielder in MLB history since the category began being tracked in 1987, according to *Stats LLC (minimum 103 games played)*.
- Missed 58 games due to injuries. Began the season on the Injured List with a strained right forearm and later suffered a hairline rib fracture on an attempted diving catch at the Chicago White Sox (5/24).
- On the road, led the Cardinals in batting average (.328), slugging (.604) and OPS (.984) in 51 games.
- The Cardinals were 45-23 (.662) when Bader, O'Neill, and Dylan Carlson were in the starting lineup.
- Named National League Player of the Week for the Sept. 20-26 period, his first career weekly honor.
- Hit .517/.548/1.000 (15-29) with 10 runs, five doubles, three homers, six RBI, two stolen bases, and a 1.548 OPS across eight games. Included a home run in three straight games at Chicago Cubs (9/24-9/26), and hitting safely and scoring in six straight.
- Hit his first career grand slam in the 10th inning of the Cardinals 9-3 win at Colorado (7/2).
- Belted his first career leadoff home run on 10/2 vs. Chicago Cubs, which was his only game batting leadoff during the season.
- Involved in the team's dynamic 3-2-5-4-2-8-6 double play on 9/25 at Chicago Cubs during the Cardinals historic 17-game win streak.

2021 POSTSEASON: Went 0-for-1 with a walk and two hit by pitches in the Cardinals 3-1 loss to Los Angeles at Dodger Stadium in the National League Wild Card Game...became the 10th player in MLB postseason history to draw one or more walks and be hit at least twice in a game...also became the 1st Cardinal in postseason history to be hit twice in one game.

AWARDS & HONORS

**Rawlings National League
Gold Glove Award - Center Field**
2021: St. Louis

**Baseball America
Best Defensive Outfielder - National League**
2019: St. Louis

Baseball America All Rookie Team - Outfield
2018: St. Louis

Topps All Rookie Team - Outfield
2018: St. Louis

MLBPA Heart & Hustle Award Nominee
2018: St. Louis

Cardinals Minor League Player of the Year
2017: Memphis (AAA)

Cardinals Minor League Player of the Month
April 2016: Springfield (AA)
July 2017: Memphis (AAA)

Texas League Mid-Season All-Star
2016: Springfield (AA)

Arizona Fall League All-Prospect Team
2016: Glendale

Arizona Fall League Rising Star
2016: Glendale

Midwest League Player of the Week
August 24-30, 2015: Peoria (A)

**NCAA College World Series
All-Tournament Team**
2015: University of Florida

CAREER MILESTONES

Major League Debut
July 25, 2017 vs. Colorado

First Career Major League Hit
July 25, 2017 vs. Colorado
(9th inning, double, off Jake McGee)

First Career Major League Home Run
September 1, 2017 at San Francisco
(3rd inning, 2-run, off Johnny Cueto)

First Career Major League Stolen Base
September 4, 2017 at San Diego
(2nd inning, second base)



MAJOR LEAGUE BASEBALL OUTFIELD DEFENSIVE RANKS SINCE 2018

Category	Stat	MLB Rank
5-Star Catches *	11	T-1st
Outs Above Average *	47	1st
Runs Prevented *	42	1st
Zone Rating %	.954	1st
Range Finder/9 IP %	2.62	2nd
Defensive Runs Saved ^	47	1st
Ultimate Zone Rating ^	36.2	1st
Defensive Index #	32.4	2nd
Defensive WAR \$	5.2	3rd
Total Chances	894	9th
Total Chances/9	2.66	T-1st
Putouts	860	10th
Putouts/9	2.56	1st
Double Plays	6	T-7th

*Statcast ^FanGraphs %STATS #SABR \$Baseball Reference

GOLD GLOVE AWARDS AMONG CARDINALS OUTFIELDERS IN MAJOR LEAGUE HISTORY

Rank	Position	Awards	Seasons
1. Curt Flood	OF	7	1963-69
2. Jim Edmonds	OF	6	2000-05
3. Willie McGee	OF	3	1983, '85-86
4. Tyler O'Neill	LF	2	2020-21
5. Jason Heyward	RF	1	2015
Harrison Bader	CF	1	2021

GOLD GLOVES BY TEAM - MLB HISTORY

Rank	GGs	Rank	GGs
1. Cardinals	96	6. Pirates	50
2. Orioles	71	7. Red Sox	49
3. Yankees	66	8. Phillies	47
4. Braves	58	9. Dodgers	46
5. Reds	55	10. Twins/Giants	44

BACKGROUND/PERSONAL

- Graduated from Horace Mann School in the Bronx neighborhood of New York City in 2012.
- Earned first-team all-region, first-team all-state, first-team all-city and was a member of the 2012 Rawlings Northeast All-Region First Team.
- While attending school, also played for the New York Grays, summer league baseball team.
- Played college baseball for three seasons at the University of Florida (2013-15).
- Previously committed to play at the University of Pittsburgh and University of Maryland before receiving a partial scholarship from Florida.
- Became the 11th player in school history to record 20+ home runs, 100+ RBI and 30+ steals over his career.
- 2015 Dick Howser Award Semifinalist as a junior.
- Was the 7th Gator in school history to be named to the NCAA College World Series Tournament Team in 2015.
- Hit lead-off homers vs. Miami (FL) in the College World Series and in the SEC Championship Game vs. Vanderbilt.
- Played on the Bourne Braves of the Cape Cod Baseball League in 2014.
- Lived with then Brewers special assistant to general manager Craig Counsell and family in Whitefish Bay, Wisconsin while playing for the Lakeshore Chinooks of the collegiate summer Northwoods League after his freshman season at Florida in 2013...suffered a season-ending Achilles tendon injury after 20 games.
- Harrison's favorite outfielder growing up was Torii Hunter.
- Teamed up with Bruce Bolt during the 2021 season to donate batting gloves to hundreds of local youth baseball players who participate in Cardinals Care's Redbird Rookies Program and the local RBI program.
- Is first cousins to Chris Baio, who is the bassist for the rock group Vampire Weekend.
- Resides in Miami, Florida.

BADER, HARRISON



Pitcher Adam Wainwright and catcher Yadier Molina accepting their 2008 Rawlings Gold Glove awards at Busch Stadium III, April 17, 2009.



LUKEN BAKER

77

(LOO-kehr)

HEIGHT	WEIGHT	BATS/THROWS	BIRTH DATE	ML SERVICE
6-4	285	R/R	3/10/1997	0.000

FULL NAME: Luken Grosvenor Baker

BORN: Houston, Texas

OPENING DAY AGE: 24 (Turns 25 on March 10)

BECAME CARDINAL: Selected in the second round (75th overall) Compensation Pick of the June, 2018 First-Year Player Draft

CONTRACT STATUS: Signed through 2022

FIRST BASEMAN (NON-ROSTER)



COMPLETE RECORD

Year	Team	AVG	G	AB	R	H	2B	3B	HR	RBI	SH	SF	HBP	BB	IBB	SO	SB	CS	GDP	SLG	OBP	E
2018	Peoria	.288	37	139	16	40	9	0	3	15	0	1	0	16	0	31	0	0	10	.417	.359	0
	GCL Cardinals	.500	8	24	10	12	2	0	1	7	0	1	0	3	0	4	0	0	0	.708	.536	0
2019	Palm Beach	.244	122	439	47	107	32	1	10	53	0	2	3	52	1	112	1	1	9	.390	.327	10
2020	DID NOT PLAY -- NO MiLB SEASON																					
2021	Springfield	.248	91	347	51	86	20	0	26	68	0	4	2	38	0	103	0	0	5	.530	.322	6
	Memphis	.333	2	6	1	2	1	0	0	2	0	0	1	0	0	2	0	0	0	.500	.429	0
MINOR TOTALS		.259	260	955	125	247	64	1	40	145	0	8	6	109	1	252	1	1	24	.453	.336	16

CAREER TRANSACTIONS

- Selected by the Houston Astros in the 37th round (1,099th overall) of the June, 2015 First-Year Player Draft, but did not sign.
- Selected by the St. Louis Cardinals in the second round Compensation Pick (75th overall) of the June, 2018 First-Year Player Draft.

CAREER NOTES

- Selected to attend his second Major League Spring Training as a non-roster invitee (2021-22). Also appeared in two Spring games out of minor league camp in 2019.
- Enters the 2022 season as the No. 38 prospect in the Cardinals organization by *Baseball America*.
- Hit 26 home runs at Springfield in 2021, which ranks as the 4th-highest single-season total in franchise history behind Matt Adams (32 in 2011), Xavier Scruggs (29 in 2013), and Colby Rasmus (29 in 2007).
- In 2021, set career highs while finishing among Cardinals minor league leaders in home runs (26, 2nd), RBI (70, 4th), total bases (187, 4th), slugging pct. (.530, 4th), and OPS (.854, 6th).
- Did not play the 2020 season due to COVID protocols canceling the minor league season.
- 2019 Florida State League Player of the Month for August; hit .346 (28-81) with four home runs while leading the league with a .654 slugging percentage, 1.067 OPS, and 11 doubles.
- Named Florida State League Player of the Week (Aug. 5-11, 2019), batting .615 (8-13) with five runs scored, five extra base hits (4 doubles, home run) and four runs scored.
- Hit .347/.465/.561 with 28 home runs and 129 RBI in 145 games over three seasons at Texas Christian University.
- 2015 Gatorade National Player of the Year. Became the first Gatorade Player of the Year winner to attend college and not go pro since Drew Henson (1998) attended Michigan.
- Led all Cardinals minor leaguers in doubles (32) in 2019.



AWARDS & HONORS

Florida State League Player of the Week
2019: Palm Beach (High-A) - Aug. 5-11

Florida State League Player of the Month
2019: Palm Beach (High-A) - August

Gatorade National Player of the Year
2015: Oak Ridge (Tex.) High School

BACKGROUND/PERSONAL

- Graduated from Oak Ridge High School in Conroe, Texas.
- 2015 Gatorade National Player of the Year.
- Became the first Gatorade Player of the Year winner to attend college and not go pro since Drew Henson (1998) attended Michigan.
- 2015 Baseball America First Team All-American.
- Won two Home Run Derbies in 2014, the Under Armour High School Derby at Target Field during All-Star Week, followed by the Under Armour All-America Classic at Wrigley Field.
- Originally selected by the Houston Astros in the 37th round of the June, 2015 First-Year Player Draft, but did not sign to attend Texas Christian University.
- Baker sent a letter to every MLB team notifying them of his intention to keep his commitment to TCU.
- Batted .347 with 28 HR, 129 RBI and a .561 slugging percentage over three collegiate seasons at TCU.
- Named Big 12 Freshman of the Year in 2016, pacing the conference in batting average (.379), total hits (94), runs scored (59) and RBI (62).
- Averaged a home run every 12.61 at-bats.
- Resides in Spring, Texas.

2021

- Played 91 of 93 total games with Springfield (AA), finishing the regular season playing two September games at Memphis while making his Triple-A debut.
- Set career highs while finishing among Cardinals minor league leaders in home runs (26, 2nd), RBI (70, 4th), total bases (187, 4th), slugging pct. (.530, 4th), and OPS (.854, 6th).
- His 26 home runs at Springfield was the 4th-highest single-season total in franchise history behind Matt Adams (32 in 2011), Xavier Scruggs (29 in 2013), and Colby Rasmus (29 in 2007).
- Among all Double-A players, ranked 4th in homers and slugging pct. and 8th in RBI (68).
- Appeared defensively in 86 games at first base and seven games as the designated hitter.
- Missed nearly the entire month of August due to a COVID-19 outbreak on the Springfield roster.



General Manager Walt Jocketty and Manager Tony La Russa present Adam Wainwright with his 2006 World Series Championship ring during a pre-game ceremony at Busch Stadium III, April 3, 2007.



JACOB BOSIKOVIC

89

(bo-see-OH-co-vic)

HEIGHT	WEIGHT	BATS/THROWS	BIRTH DATE	ML SERVICE
6-5	225	R/R	12/21/1993	0.000

FULL NAME: Jacob Andrew Bosikovic

BORN: Delaware, Ohio

OPENING DAY AGE: 28

BECAME CARDINAL: Acquired via the Minor League Rule 5 Draft from the Colorado Rockies, December 12, 2019.

CONTRACT STATUS: Signed through 2022

PITCHER (NON-ROSTER)



PITCHING RECORD

Year	Team	W-L	ERA	G	GS	CG	GF	SHO	SV	IP	H	R	ER	HR	HBP	BB	IBB	SO	WP	BK	BA
2019	Asheville	2-1	4.54	33	0	0	11	0	1	41.2	38	24	21	3	2	16	1	42	5	0	.238
2020		DID NOT PLAY -- NO MiLB SEASON																			
2021	Memphis	1-0	2.16	7	0	0	5	0	3	8.1	7	3	2	0	0	1	0	12	1	0	.219
	Springfield	6-3	4.28	31	0	0	17	0	4	48.1	35	29	23	4	5	28	0	70	7	1	.194
MINOR TOTALS		9-4	4.21	71	0	0	33	0	8	98.1	80	56	46	7	7	45	1	124	13	1	.219

BATTING RECORD

Year	Team	AVG	G	AB	R	H	2B	3B	HR	RBI	SH	SF	HBP	BB	IBB	SO	SB	CS	GDP	SLG	OBP	E
2016	Boise	.274	68	248	36	68	20	2	4	27	1	1	6	37	1	98	17	3	1	.419	.380	13
2017	Asheville	.246	95	341	48	84	24	3	15	54	1	3	15	12	1	145	16	8	2	.466	.299	11
2018	Lancaster	.159	42	151	12	24	1	0	4	17	1	1	6	12	0	66	6	3	1	.245	.247	2
2019	Asheville	.500	1	2	2	1	0	0	0	0	0	0	0	0	0	1	0	0	0	.500	.500	0
2020		DID NOT PLAY -- NO MiLB SEASON																				
2021	Memphis	.000	6	0	0	0	0	0	0	0	0	0	0	0	0	0	0	0	0	.000	.000	4
MINOR TOTALS		.239	212	742	98	177	45	5	23	98	3	5	27	61	2	310	39	14	4	.406	.317	30

CAREER TRANSACTIONS

- Selected by the Colorado Rockies in the 19th round (560th overall) of the June, 2016 First-Year Player Draft.
- Acquired by the St. Louis Cardinals from the Colorado Rockies in the minor league portion of the Rule 5 Draft, December 12, 2019.



CAREER NOTES

- Was converted from a first baseman to a pitcher in 2019.
- Selected by the Cardinals after he was left unprotected in the 2019 Minor League Rule 5 draft.
- Did not play in 2020 due to the COVID-19 restrictions.
- Has appeared in 71 games as a pitcher, all in relief since the conversion in 2019.
- Career marks of 9-4 with a 4.21 ERA and eight saves in 12 opportunities with 33 games finished, while averaging 11.4 strikeouts/9 IP.
- Played in 245 games as a position player from 2016-19, appearing at first base (96), left field (48) and right field (27). Posted career marks of .239 with 23 HR and 98 RBI with 39 stolen bases.
- 2016 Northwest League Mid-Season and Postseason All-Star for Boise (SS-A) in his first professional season with the Rockies organization.
- Four-time scholar athlete at The Ohio State University in Strategic Communications.

2021

- Made 38 relief appearances between Springfield (AA) and Memphis (AAA) striking out 82 batters over 56.2 innings, fanning 34% of all batters faced.
- Began the season at Springfield, previously never pitching above Low-A, where he made his pitching debut for the Rockies with Asheville in 2019.
- Ranked among Cardinals minor league leaders in games (38, 7th), wins (7, T-2nd), saves (7, T-2nd), opponent BA (.198, 8th) and strikeouts/9 IP (13.0, 5th).
- Of his 38 appearances, 21 were four outs or more with 16 of 2.0 innings or more, and a season-high 3.0 innings twice vs. Wichita (5/8) and Frisco (7/14).
- Struck out a season-high seven batters over 3.0 innings at Frisco (7/14).
- Ran off a scoreless streak of 9.1 innings (7/21-8/17).
- Locked down three save appearances in his three save opportunities upon his promotion to Memphis, in which he did not allow a baserunner.

AWARDS & HONORS

Northwest League Mid-Season All-Star
2016: Boise (SS-A)

Northwest League Postseason All-Star
2016: Boise (SS-A)

Northwest League Player of the Week
2016: Boise (SS-A) June 27-July 3

BACKGROUND/PERSONAL

- Played college baseball at The Ohio State University where he was a four-time OSU Scholar Athlete.
- Batted .268 with 16 HR and 94 RBI over 164 games for the Buckeyes over three years.
- Took a medical redshirt during his junior season in 2015 to have Tommy John surgery. Returned in 2016 to be named National Player of the Week in his first week of the season with a two-home run game including a two-run game-tying and three-run walk-off home run against Niagara.
- Played five games for Battle Creek (Mich.) of the Northwoods Summer League in 2014.
- Graduated from Hayes High School in Delaware, Ohio. Named Ohio High School Division 1 Player of the Year in 2011 and 2012 by the Ohio High School Baseball Coaches Association. Batted .529 with eight home runs as a senior and .500 with 10 home runs and 22 stolen bases as a junior.
- Resides in Columbus, Ohio.



AARON BROOKS

67

HEIGHT	WEIGHT	BATS/THROWS	BIRTH DATE	ML SERVICE
6-4	230	R/R	4/27/1990	2.102

FULL NAME: Aaron Lee Brooks

BORN: Montclair, California

OPENING DAY AGE: 31 (Turns 32 on April 27)

BECAME CARDINAL: Signed as a minor league free agent, January 27, 2022

CONTRACT STATUS: Signed through 2022

MLB DEBUT: May 3, 2014 vs. Detroit

PITCHER (NON-ROSTER)



COMPLETE RECORD

Year	Team	W-L	ERA	G	GS	CG	GF	SHO	SV	IP	H	R	ER	HR	HBP	BB	IBB	SO	WP	BK	BA
2011	Idaho Falls	6-2	3.84	15	13	0	1	0	0	79.2	89	42	34	7	3	8	0	73	5	0	.285
2012	Kane County	9-12	4.98	27	27	1	0	0	0	153.2	191	99	85	18	4	26	0	120	9	0	.304
2013	NW Arkansas	7-7	4.17	16	16	1	0	+1	0	103.2	113	51	48	13	3	11	0	67	2	0	.281
	Wilmington	2-3	4.47	10	10	0	0	0	0	56.1	60	28	28	4	0	11	0	43	3	0	.271
2014	Omaha	12-3	3.88	25	23	1	1	0	1	139.0	151	67	60	14	1	25	2	97	5	1	.278
	Kansas City	0-1	43.88	2	1	0	1	0	0	2.2	12	13	13	1	2	3	0	2	0	0	.667
2015	Omaha	6-5	3.71	18	17	1	0	0	0	106.2	118	46	44	9	1	21	1	92	1	0	.282
	Nashville	1-0	2.25	2	2	0	0	0	0	12.0	9	3	3	1	0	0	0	11	0	0	.209
	Kansas City	0-0	6.23	2	0	0	2	0	0	4.1	6	3	3	0	0	0	0	3	0	0	.333
	Oakland	3-4	6.71	11	9	0	1	0	0	51.0	67	38	38	9	4	14	0	35	0	0	.321
2016	Iowa#	1-1	7.71	5	4	0	0	0	0	16.1	23	15	14	5	0	4	0	12	0	1	.329
2017	Iowa	8-9	6.20	24	+24	0	0	0	0	138.0	*181	*102	*95	*27	2	28	1	105	4	0	.320
	Colorado Springs	0-1	4.70	2	2	0	0	0	0	7.2	11	8	4	2	0	1	0	2	0	0	.333
2018	Colorado Springs	9-4	3.35	26	15	1	3	0	0	99.1	100	40	37	8	0	28	0	74	2	0	.263
	Oakland	0-0	0.00	3	0	0	2	0	0	2.2	1	0	0	0	0	2	0	1	0	0	.125
2019	Oakland	2-3	5.01	15	6	0	7	0	0	50.1	49	29	28	12	4	14	0	43	1	0	.249
	Baltimore	4-5	6.18	14	12	0	1	0	0	59.2	69	43	41	9	6	20	0	39	3	1	.289
2020	Kia (KBO)	11-4	2.50	23	23	1	0	1	0	151.1	131	43	42	4	3	24	0	130	3	1	---
2021	Kia (KBO)	3-5	3.35	13	13	0	0	0	0	78.0	93	34	29	4	1	16	0	55	0	0	---
MINOR TOTALS		61-47	4.46	170	153	5	5	1	1	912.1	1046	501	452	108	14	163	4	696	31	2	.289
KBO TOTALS		14-9	2.79	36	36	1	1	1	0	229.1	224	77	71	8	4	40	0	185	3	1	---
MAJOR TOTALS		9-13	6.49	47	28	0	14	0	0	170.2	204	126	123	31	16	53	0	123	4	1	.296

* Led League

+ Tied for League Lead

Injury Rehabilitation Assignment

Note: Major League Uniform Numbers Worn: 62 (2014-15), 36 (2015), 35 (2018-19), 38 (2019).



REGULAR SEASON FIELDING RECORD

Position	PCT	G	PO	A	E	TC	DP
Pitcher	.962	47	12	13	1	26	5

REGULAR SEASON BATTING RECORD

Year Team	AVG	G	AB	R	H	2B	3B	HR	RBI	SH	SF	HBP	BB	IBB	SO	SB	CS	GDP	SLG	OBP	E
2019 Baltimore	.000	14	3	0	0	0	0	0	0	1	0	0	0	0	1	0	0	0	.000	.000	0
MAJOR TOTALS	.000	25	5	0	0	0	0	0	0	1	0	0	0	0	1	0	0	0	.000	.000	1

CAREER TRANSACTIONS

- Selected by Kansas City Royals in the ninth round (276th overall) of the June 2011 First-Year Player Draft.
- Acquired by Oakland Athletics with LHP Sean Manaea in exchange for INF Ben Zobrist, July 28, 2015.
- Acquired by Chicago Cubs in exchange for OF Chris Coghlan, February 25, 2016.
- On Chicago Cubs Injured List (hip contusion), April 3, 2016 to the end of the season; included an injury rehabilitation assignment to Iowa (AAA).
- Claimed off waivers by Milwaukee Brewers, August 22, 2017.
- Acquired by Oakland Athletics for cash considerations, September 3, 2018.
- Claimed of waivers by Baltimore Orioles, July 6, 2019.
- Signed by Kia Tigers of the Korean Baseball Organization, November 15, 2019.
- Signed by San Diego Padres as a minor league free agent, September 3, 2021.
- Signed by St. Louis Cardinals as a minor league free agent, January 27, 2022.

CAREER HIGHS

Most IP: 7.1, 8/1/15 vs. Cleveland Indians
Most Strikeouts: 7, twice. Last: 4/24/19 vs. Texas
Most Walks: 4, 9/1/19 at Kansas City
Most Runs Allowed: 9, 8/10/19 vs. Houston
Most ER Allowed: 9, 8/10/19 vs. Houston
Most Hits Allowed: 10, 9/15/15 at Chicago White Sox
Most HRs Allowed: 4, 8/10/19 vs. Houston
Longest Winning Streak: 2 games, twice. Last: 9/13/19-present
Longest Losing Streak: 6 games, 4/6-8/16/19
Longest Scoreless Streak: 13.2 IP, 10/2/2015-4/6/2019

CAREER NOTES

- Signed by the Cardinals as a minor league free agent on Jan. 27, 2022 with an invitation to Major League Spring Training. Last played in Major League Baseball in 2019 as a member of the Baltimore Orioles
- Has played for three different Major League organizations (Royals, Athletics, Orioles) over parts of four different seasons (2014, 2015, 2018, 2019). Also pitched in the Cubs and Brewers organizations.
- Pitched for Kia in the Korean Baseball Organization during the 2020 and 2021 seasons compiling a 14-9 record with 2.79 ERA over 36 starts.
- Had his finest season as a pro in 2020 posting an 11-4 record with a 2.50 ERA in 23 starts covering 151.2 innings. Tied for the team lead in wins and led the team in ERA and WHIP (1.024). Ranked 3rd in the KBO in ERA and 2nd in WHIP.
- His 151.1 innings with Kia in 2020 was his highest single-season inning total with one team and most since 2015 when he pitched a combined 174.0 innings between the Minor and Major Leagues.
- Made his Major League debut with the Kansas City Royals on May 3, 2014 against the Detroit Tigers in relief.
- Earned his first Major League win on Aug. 1, 2015 vs. Cleveland, coming as a member of the Athletics following a trade in 2015.
- Traded twice in mid-season, once from the Royals to Athletics in 2015 and from the Athletics to the Orioles in 2019.
- Collected two World Series rings without playing in the postseason, once as a member of the Kansas City Royals organization in 2015 before being traded to the Oakland Athletics mid-season, and another with the Chicago Cubs in 2016 despite being on the 40-man Injured List the entire season (was transferred to the 60-Day on August 19).
- Was acquired by the Cubs from the Athletics in exchange for OF Chris Coghlan, then was on the Major League Injured List with a hip contusion for the entire 2016 season. Made five appearances in an injury rehabilitation assignment before being shut down on July 4 through the end of the season.



CAREER NOTES CONTINUED...

- Traded from Kansas City, along with RHP Seth Manaea, to the Oakland Athletics for INF Ben Zobrist in July 2015.
- Ran off a career-best 13.2 inning scoreless streak over three Major League seasons from 2015-19.
- Ranked 9th in the American League in hit batsmen (10) in 2019.
- Despite allowing a career-high 10 hits at CWS (9/15/15), earned the win pitching 6.0 innings in an Oakland 17-6 victory.
- Holds the 3rd-highest single-season ERA in Major League history by a pitcher with at least two pitching appearances and 2.0 or more innings with a 43.88 ERA mark in 2014.
- Led the 2017 Pacific Coast League with a 1.73 walks/9 IP, as well as hits (181), runs (102), earned runs (95) and home runs (27).
- Suffered the loss in Game 5 of the 2017 Pacific Coast League semi-finals to Memphis while with Colorado Springs.
- Named 2014 Pacific Coast League Postseason MVP with a 3-0 record and 0.75 ERA including a two-hit shutout in a 4-0 win over Reno in the PCL Championship Game.
- 2013 Northwest Arkansas Pitcher of the Year
- 2013 Northwest League Pitcher of the Week (7/23-29) after throwing a 9.0-inning shutout vs. Arkansas (7/24/13).

2021

- Started 13 games for Kia in the KBO under manager Matt Williams, former Major League third baseman.
- Missed nearly one month (June 2-30) due to a flexor strain suffered in a start at Hanwha (6/1). Returned and made two starts before the Olympic Break, holding his opposition to one run in each of the two starts.
- Ran off 16.0 innings without allowing an earned run (4/14-25).
- Struck out a season-high nine batters at KT Wiz (5/1) over 6.0 innings in a 3-0 loss.
- Surrendered a season-high 13 hits vs. Doosan (5/8).

BACKGROUND/PERSONAL

- Graduated from Cajon (CA) High School where he established the school record in career home runs hit and wins as a pitcher.
- Played college baseball at the University of California-San Bernadino posting a 10-11 record over three seasons. Left the school as the all-time innings pitched leader with 247.1, including a start where he pitched 10 innings vs. CSU-Stanislaus.
- Ranked 3rd in NCAA Division I in walks/9 IP in 2011.
- Is an avid fisherman.
- He and his wife, Whitney, have a son, Westin, and a daughter, Monroe.
- Resides in Manhattan, Kansas.

AWARDS & HONORS

World Series Championship
2016: Chicago Cubs

Triple-A Championship
2014: Omaha Storm Chasers (AAA)

Pacific Coast League Championship
2014: Omaha Storm Chasers (AAA)

Pacific Coast League Postseason MVP
2014: Omaha Storm Chasers (AAA)

Northwest Arkansas Naturals Pitcher of the Year
2013: Northwest Arkansas (AA)

Texas League Pitcher of the Week
2013: Northwest Arkansas (AA) - July 23-29

Pioneer League Pitcher of the Week
2011: Idaho Falls (SS-A) - Aug. 9-15

Pioneer League Postseason All-Star
2011: Idaho Falls (SS-A)

CAREER MILESTONES

Major League Debut
May 3, 2014 vs. Detroit

First Career Major League Win
August 1, 2015 vs. Cleveland

First Career Major League Strikeout
May 3, 2014 vs. Detroit
(8th inning, Nick Castellanos, swinging)

BRIDGES, AARON



ALEC BURLESON

84

HEIGHT	WEIGHT	BATS/THROWS	BIRTH DATE	ML SERVICE
6-2	220	L/L	11/25/1998	0.000

FULL NAME: Alec Michael Burleson

BORN: Charlotte, North Carolina

OPENING DAY AGE: 23

BECAME A CARDINAL: Selected in the Compensation 2nd round (70th overall) of the June, 2020 First-Year Player Draft

CONTRACT STATUS: Signed through 2022

OUTFIELDER (NON-ROSTER)



COMPLETE RECORD

Year	Team	AVG	G	AB	R	H	2B	3B	HR	RBI	SH	SF	HBP	BB	IBB	SO	SB	CS	GDP	SLG	OBP	E	
2020																							
2021	Peoria	.286	11	42	8	12	1	0	4	10	0	1	0	6	0	15	1	0	0	.595	.367	0	
	Springfield	.288	63	260	34	75	10	0	14	44	0	3	0	19	0	59	2	0	7	.488	.333	2	
	Memphis	.234	45	154	19	36	7	0	4	22	0	0	0	17	0	27	0	1	4	.357	.310	1	
	MINOR TOTALS	.270	119	456	61	123	18	0	22	76	0	4	0	42	0	101	3	1	11	.454	.329	3	

AWARDS & HONORS

Cardinals Minor League Player of the Month

2021: Springfield (AA) - May 2021

MiLB.com Organizational All-Star

2021: Peoria (High-A), Springfield (AA),
Memphis (AAA) - OF

2021

- Entered the season ranked as the No. 26 prospect in the Cardinals organization by *Baseball America*.
- Batted combined .270/.329/.454 with 22 home runs and 76 RBI in 119 games between Peoria (High-A), Springfield (AA), and Memphis (AAA) in his first season playing in the organization after being drafted in 2020.
- Ranked among organizational leaders in games (T-1st), plate appearances (503, 2nd), at-bats (456, 2nd), hits (123, 2nd), home runs (4th), RBI (2nd), and total bases (207, 3rd).
- Appeared defensively in 75 games in right field, 29 games in left field, and one game at first base.
- Slugged 18 homers over his first 74 professional games between Peoria and Springfield.
- Named Cardinals Minor League Player of the Month for May, hitting .317/.394/.610 (26-82) with seven home runs, 19 RBI and a 1.003 OPS in 21 games to open the season.
- Made his professional debut on 5/4, drawing a pair of walks for High-A Peoria at Cedar Rapids.
- Hit .286/.367/.595 (12-42) with four homers in his first 11 games before being promoted to Springfield (AA) on 5/17.
- Promoted to Memphis (AAA) on 8/3.
- Homered and drove in six runs in 13-12 loss to Nashville (8/22).

CAREER NOTES

- Enters the 2022 season rated as the No. 10 prospect in the Cardinals organization by *Baseball America*.
- Was the Cardinals compensation pick in the 2020 MLB Draft for free agent outfielder Marcell Ozuna signing with Atlanta.
- Became the 4th ECU Pirate to be drafted by the Cardinals, joining pitchers Seth Maness (11th round in 2011), Evan Kruczynski (9th round in 2017) and Chris Holba (11th round in 2018).
- As the 70th overall pick, Burleson became the 4th-highest draftee in school history.
- Was a two-way player at Eastern Carolina University, owning a .341 career batting average and 3.47 career ERA.



BACKGROUND/PERSONAL

- Graduated from East Lincoln High School in Denver, N.C., where he earned five high school letters (4 baseball, 1 basketball).
- Three-time North Carolina 2A All-State Team (2015-17).
- Struck out only eight times in his final three years of playing high school baseball.
- Started 107 of 116 games at East Carolina while playing four different positions (1B, DH, LF, RF), batting .341 with 12 HR and 91 RBI over his career.
- Also pitched and went 13-5 with a 3.47 ERA (137.2 innings), 139 strikeouts and nine saves.
- Named 2020 First Team Preseason All-American Utility Player by Collegiate Baseball.
- 2019 finalist for the John Olerud National Player of the Year Award
- Played for the 2019 USA Collegiate National Team, receiving the USA Baseball International Performance-of-the-Year award for his walk-off home run against Japan.
- Played for the Bourne Braves in the 2019 Cape Cod League.
- Named Most Outstanding Player (.383, 10 HR, 44 RBI) of the Cal Ripken League for the Bethesda Big Train during the summer of 2018.
- Was a First Team CoSIDA Academic All-American and a seven-time East Carolina Director of Athletics Honor Roll Member.
- Resides in Denver, N.C.



Yadier Molina rounds third base on his game-winning two-run home run off Aaron Heilman in the 9th inning of the Cardinals 3-1 win in Game 7 of the 2006 National League Championship Series at Shea Stadium, October 19, 2006.



GÉNESIS CABRERA

92

(Hen-e-sis)

HEIGHT	WEIGHT	BATS/THROWS	BIRTH DATE	ML SERVICE
6-2	195	L/L	10/10/1996	2.040

FULL NAME: Génesis Cabrera

BORN: Santo Domingo, Dominican Republic

OPENING DAY AGE: 25

BECAME CARDINAL: Acquired from the Tampa Bay Rays with OF Justin Williams and RHP Roel Ramírez in exchange for OF Tommy Pham and International Cap space, July 31, 2018

CONTRACT STATUS: Signed through 2022

MLB DEBUT: May 29, 2019 at Philadelphia

PITCHER



COMPLETE RECORD

Year Team	W-L	ERA	G	GS	CG	GF	SHO	SV	IP	H	R	ER	HR	HBP	BB	IBB	SO	WP	BK	BA
2014 DSL Rays	2-1	2.45	14	1	0	0	0	0	29.1	20	9	8	0	0	3	0	26	3	0	.187
2015 Princeton	0-0	3.18	5	2	0	0	0	0	17.0	16	6	6	0	2	4	0	19	1	0	.254
2016 Bowling Green	*11-5	3.88	23	22	+2	0	0	0	116.0	110	58	50	9	5	48	0	96	6	2	.255
2017 Montgomery	5-4	3.62	12	12	0	0	0	0	64.2	75	32	26	6	3	27	0	51	5	1	.292
Charlotte	4-5	2.84	13	12	0	0	0	0	69.2	45	25	22	3	3	25	0	60	8	0	.185
2018 Memphis	0-0	0.00	1	0	0	0	0	0	2.0	0	0	0	0	0	1	0	3	0	0	.000
Montgomery	7-6	4.12	21	20	0	0	0	0	113.2	90	53	52	11	2	57	0	124	9	2	.218
Springfield	1-3	4.74	5	5	0	0	0	0	24.2	24	15	13	3	0	13	0	21	2	0	.255
2019 ST. LOUIS	0-2	4.87	13	2	0	5	0	1	20.1	23	16	11	2	2	11	0	19	1	0	.274
Memphis	5-6	5.91	20	18	0	0	0	0	99.0	107	68	65	20	5	39	0	106	4	1	.276
2020 ST. LOUIS	4-1	2.42	19	0	0	1	0	1	22.1	10	9	6	3	4	16	0	32	3	0	.132
2021 ST. LOUIS	4-5	3.73	71	0	0	5	0	0	70.0	52	31	29	3	5	36	2	77	9	0	.209
MINOR TOTALS	35-30	4.06	114	92	2	0	0	0	536.0	487	266	242	52	20	217	0	506	38	6	.244
MAJOR TOTALS	8-8	3.67	103	2	0	11	0	2	112.2	85	56	46	8	11	63	2	128	13	0	.208

*Led League

+ Tied for League Lead

Note: Major League Uniform Numbers Worn: 61 (2019), 92 (2020-present)

WILD CARD RECORD

Year Team	W-L	ERA	G	GS	CG	GF	SHO	SV	IP	H	R	ER	HR	HBP	BB	IBB	SO	WP	BK	BA
2020 STL at SD	0-0	18.00	2	0	0	0	0	0	1.0	1	2	2	0	1	3	0	1	0	0	.500
2021 STL at LAD	DID NOT PLAY -- ON POSTSEASON ROSTER																			
W.C. TOTALS	0-0	18.00	2	0	0	0	0	0	1.0	1	2	2	0	1	3	0	1	0	0	.500

DIVISION SERIES RECORD

Year Team	W-L	ERA	G	GS	CG	GF	SHO	SV	IP	H	R	ER	HR	HBP	BB	IBB	SO	WP	BK	BA
2019 STL vs. ATL	0-0	0.00	1	0	0	1	0	0	1.0	1	0	0	0	0	0	0	1	0	0	.250

LEAGUE CHAMPIONSHIP SERIES RECORD

Year Team	W-L	ERA	G	GS	CG	GF	SHO	SV	IP	H	R	ER	HR	HBP	BB	IBB	SO	WP	BK	BA
2019 STL vs. WSH	0-0	0.00	1	0	0	0	0	0	0.2	0	0	0	0	0	0	0	0	0	0	.000



REGULAR SEASON FIELDING RECORD

Position	PCT	G	PO	A	E	TC	DP
Pitcher	1.000	103	6	7	0	13	1

REGULAR SEASON BATTING RECORD

Year Team	AVG	G	AB	R	H	2B	3B	HR	RBI	SH	SF	HBP	BB	IBB	SO	SB	CS	GDP	SLG	OBP	E
2021 ST. LOUIS	.000	71	0	0	0	0	0	0	0	0	0	0	0	0	0	0	0	0	.000	.000	0
MAJOR TOTALS	.000	103	4	0	0	0	0	0	0	0	0	0	0	0	4	0	0	0	.000	.000	0

CAREER TRANSACTIONS

- Signed by the Tampa Bay Rays as a non-drafted free agent, November 1, 2013.
- Acquired by the St. Louis Cardinals along with OF Justin Williams and RHP Roel Ramírez from the Tampa Bay Rays in exchange for OF Tommy Pham and International Cap space, July 31, 2018.
- Recalled as the 26th roster player for a doubleheader on August 31, 2019.

2021 SEASON HIGHS

- Most IP:** 2.0, 6x. Last: 9/24 at Chicago Cubs [2]
- Most Strikeouts:** 3, 5/22 vs. Chicago Cubs
- Most Walks:** 3, twice. Last: 10/1 vs. Chicago Cubs
- Most Runs Allowed:** 6, 8/26 at Pittsburgh
- Most ER Allowed:** 6, 8/26 at Pittsburgh
- Most Hits Allowed:** 6, 8/26 at Pittsburgh
- Most HRs Allowed:** 1, three times. Last: 8/26 at Pittsburgh
- Longest Winning Streak:** 2 games, 9/1 - end of season
- Longest Losing Streak:** 2 games, twice. Last: 8/21-26
- Longest Scoreless Streak:** 14.2 IP, 7/10-8/19

CAREER HIGHS

- Most IP (Starter):** 4.2, 6/4/19 vs. Cincinnati
- Most IP (Relief):** 3.0, 9/5/19 vs. San Francisco
- Most Strikeouts (Starter):** 5, 5/29/19 at Philadelphia
- Most Strikeouts (Relief):** 4, 9/6/20 at Chicago Cubs
- Most Walks (Starter):** 2, twice. Last: 6/4/19 vs. Cincinnati
- Most Walks (Relief):** 3, twice. Last: 10/1/21 vs. Chicago Cubs
- Most Runs Allowed (Starter):** 5, 5/29/19 at Philadelphia
- Most Runs Allowed (Relief):** 6, 8/26/21 at Pittsburgh
- Most ER Allowed (Starter):** 3, twice. Last: 5/29/19 at Philadelphia
- Most ER Allowed (Relief):** 6, 8/26/21 at Pittsburgh
- Most Hits Allowed (Starter):** 8, 6/4/19 vs. Cincinnati
- Most Hits Allowed (Relief):** 6, 8/26/21 at Pittsburgh
- Most HRs Allowed:** 1, 8x. Last: 8/26/21 at Pittsburgh
- Longest Winning Streak:** 3 games, 8/23/20-9/14/20
- Longest Losing Streak:** 2 games, 3x. Last: 8/21/21-8/26/21
- Longest Scoreless Streak:** 14.2 IP, 7/10/21-8/19/21
- Last Start:** 6/4/19 vs. Cincinnati

CAREER NOTES

- Has made the Opening Day roster in both the 2020 and 2021 seasons.
- Selected to be on the postseason roster in all three of his MLB seasons (2019-21) with four career appearances. Also pitched in three postseasons prior while in the Minors.
- Became the 2,000th player to appear in a game for the St. Louis Cardinals organization when he made his Major League debut at Philadelphia on May 29, 2019.
- Changed uniform number from 61 to 92, becoming the first Major League player in history to wear uniform No. 92.
- Recorded the final out of the 2019 NLDS clinching Game 5 win at Atlanta in his first MLB postseason appearance.
- Led all Cardinals relievers with 32 strikeouts in 2020 and ranked T-11th among N.L. relief pitchers.
- Started his first two games in the Majors (0-2, 6.48 ERA, 8.1 IP, 5 SO, .342 Opp BA) and has appeared in relief since June 15, 2019 (4-1, 2.88 ERA, 34.1 IP, 46 SO, 2 SV, .164 Opp BA).
- 2018-19 Dominican Winter League Rookie of the Year posting a line of 0-0 with a 1.26 ERA and 21 strikeouts in 14.1 innings. Hurled 19-of-20 scoreless appearances while stranding 9-of-12 inherited runners.
- Ranked as the No. 4 prospect in the Cardinals organization by *Baseball America* in the 2020 season.
- Tied the Pacific Coast League record by striking out nine consecutive batters vs. Omaha (8/24/19).
- Did not allow his first professional home run until his 193rd career batter faced during his third professional season.
- Helped Memphis (AAA) to a Pacific Coast League Championship and Triple-A Championship in 2018.
- Pitched four seasons for Lacey in the Dominican Winter League (2018-21), appearing in 34 games making three starts while posting marks of 0-0 with a 1.04 ERA and 46 strikeouts in 34.2 innings.



2021

- **NL Relief Leaders:** Appearances (71, T-6th), Holds (28, 4th), Runners Inherited (43, 4th).
- Posted career highs in appearances (71), strikeouts (77), innings pitched (70.0) and losses (5), while tying his single-season high in wins (4).
- Ran off two scoreless streaks of 13.0 innings or more (14.2, 7/10-8/19 & 13.0 5/3-5/29), best among Cardinals relief pitchers.
- Did not allow a run in 12 September appearances (12.2 IP).
- Hurled 89 pitches at 99 MPH or higher ranking 4th among Major League left-handed pitchers (José Alvarado 578, Aroldis Chapman 244, Gregory Soto 186).
- Ranked 4th in the National League inheriting 43 runners (17 scored).
- Ran a positive reverse split holding right-handers to a .178 BA with two home runs and left-handers at .261 with only one home run.
- Made 15 appearances of four outs or more with six season-high 2.0 inning performances, all scoreless.
- Pitched on consecutive days 18 times in 2021, T-8th among N.L. relievers.
- Made nine relief appearances for Licey de Tigres in the Dominican Winter League posting no record with a 3.12 ERA and 13 strikeouts over 8.2 innings pitched. Tied for the team lead in strikeouts/9 IP (13.50).

2021 POSTSEASON: Was on the postseason roster for the Wild Card Game at Los Angeles, but did not pitch.

BACKGROUND/PERSONAL

- His first name is pronounced "HEN-e-sis."
- Resides in Santo Domingo, Dominican Republic.

AWARDS & HONORS

Dominican Winter League Rookie of the Year
2018-19: Licey

Triple-A Championship
2018: Memphis (AAA)

Pacific Coast League Championship
2018: Memphis (AAA)

Southern League Mid-Season All-Star
2018: Montgomery (AA)

Florida State League Pitcher of the Week
2017: Charlotte (A) - May 22-28

Midwest League Mid-Season All-Star
2016: Bowling Green (A)

CAREER MILESTONES

Major League Debut
May 29, 2019 at Philadelphia

First Major League Win
August 15, 2020 at Chicago White Sox (Game 2)

First Major League Save
September 15, 2019 vs. San Francisco

First Major League Strikeout
May 29, 2019 at Philadelphia
(1st inning, Jean Segura, looking)

100th Career Appearance
September 24, 2021 at Chicago Cubs (Game 2)



Skip Schumaker and Adam Wainwright celebrate on the field after Schumaker hits a walk-off RBI single in the bottom of the 9th inning for a 4-3 win over the Houston Astros at Busch Stadium. Wainwright struck out six over a career high 126 pitches during a complete game.



CONNER CAPEL

(KAY-pel)

79

HEIGHT	WEIGHT	BATS/THROWS	BIRTH DATE	ML SERVICE
6-0	195	L/L	5/19/1997	0.000

FULL NAME: Michael Conner Capel

BORN: Katy, Texas

OPENING DAY AGE: 24 (Turns 25 on May 19)

BECAME CARDINAL: Acquired from the Cleveland Indians with OF Jhon Torres in exchange for OF Oscar Mercado, July 31, 2018

CONTRACT STATUS: Signed through 2022

OUTFIELDER (NON-ROSTER)



COMPLETE RECORD

Year	Team	AVG	G	AB	R	H	2B	3B	HR	RBI	SH	SF	HBP	BB	IBB	SO	SB	CS	GDP	SLG	OBP	E
2016	AZL Indians	.210	35	138	22	29	5	3	0	13	1	2	1	11	0	20	10	3	1	.290	.270	4
2017	Lake County	.246	119	439	73	108	22	7	22	61	2	4	4	43	0	108	15	10	6	.478	.316	3
2018	Lynchburg	.261	89	322	47	84	17	3	6	44	3	7	2	49	1	72	15	10	4	.388	.355	8
	Palm Beach	.248	29	117	11	29	6	1	1	19	1	0	1	7	1	30	0	1	1	.342	.296	0
2019	Memphis	.433	8	30	5	13	5	0	2	7	0	0	0	1	0	6	1	0	0	.800	.452	0
	Springfield	.232	98	341	39	79	12	1	9	40	0	2	2	23	0	84	9	4	4	.352	.283	3
2020	Texas (Ind.)	.200	27	85	9	17	3	1	1	6	0	0	2	8	-	25	3	1	1	.294	.284	--
2021	Springfield	.167	3	12	0	2	0	0	0	0	0	0	0	0	0	2	0	0	0	.167	.167	1
	Memphis	.261	114	357	55	93	17	4	14	51	0	4	3	43	1	79	6	4	5	.448	.342	3
MINOR TOTALS		.249	495	1756	252	437	84	19	54	235	7	19	13	177	3	401	56	32	21	.411	.319	22
INDEP. TOTALS		.200	27	85	9	17	3	1	1	6	0	0	2	8	-	25	3	1	1	.294	.284	--

CAREER NOTES

- Invited to Major League Spring Training as a non-roster player for the second straight season (2021-22).
- Was acquired along with outfielder Jhon Torres from Cleveland in exchange for outfielder Óscar Mercado at the 2018 Major League trade deadline.
- His father, Mike Capel, was a right-handed pitcher who pitched in a combined 49 Major League games for the Cubs (1988), Brewers (1990) and Astros (1991).
- In 2020, played 27 games for Team Texas of the independent Constellation Energy League, managed by Roger and Koby Clemens. The CEL was a four-team independent league created due to the COVID protocols.
- Played for Glendale in the 2019 Arizona Fall League, batting .266 (31-79) with 12 runs scored, three doubles, three home runs and nine RBI. Led the Desert Dogs in hits and shared the team lead in runs.
- Prior to the 2019 season, participated in early workouts and seminars as part of the Cardinals Spring Training Early Program (S.T.E.P.).
- 2018 Carolina League All-Star. Played for the North Squad and was 2-for-4 with an RBI as the starting left fielder.
- Ranked 3rd in the Midwest League with a career-best 22 home runs in 2017.
- Recorded a career-high 11 outfield assists in 2017, ranking 6th among Midwest League leaders.

CAREER TRANSACTIONS

- Selected by Cleveland in the fifth round (152nd overall) of the June, 2016 First-Year Player Draft.
- Acquired by the St. Louis Cardinals from the Cleveland Indians with OF Jhon Torres in exchange for OF Óscar Mercado, July 31, 2018.



2021

- Ranked among Cardinals minor league leaders in games (T-4th, 117), at-bats (369, 10th), triples (4, T-5th), home runs (14, T-8th), walks (43, T-9th), total bases (162, T-9th).
- Finished T-9th in the Triple-A East in triples.
- Appeared defensively in 41 games in right field, 35 games in center field, and 34 games in left field.
- Struck out 81 times against 43 walks.
- Played 114 of 117 games in Memphis (AAA). Also played three games in Springfield (AA) in mid-May.
- Hit .296/.414/.519 (24-81) with five home runs, 15 RBI, 17 walks, and a .933 OPS in 26 games in the month of July.
- His 17 walks in July were more than twice as many during any other month of the season and tied for 5th-most in the Triple-A East.
- Hit cleanup in 29 games, his most of any position in the lineup, batting .336/.381/.654 (36-107) with a 1.036 OPS.
- Batted .346 (18-52) on the first pitch of his at-bats.

AWARDS & HONORS

Midwest League Player of the Week

2017: Lake County (A) - May 29-June 4

2017: Lake County (A) - August 7-13

Carolina League Mid-Season All-Star

2018: Lynchburg (High-A)

BACKGROUND/PERSONAL

- Played high school baseball at Seven Lakes High School in Katy, Tex., where he batted .456 with 27 doubles and 23 stolen bases as a senior.
- Signed his college letter of intent to play at the University of Texas at Austin.
- Originally selected by Cleveland in the 5th round of the June, 2016 First-Year Player Draft.
- Is the godson of Roger Clemens.
- His father, Mike Capel, was a right-handed pitcher and teammate of Clemens at the University of Texas.
- His father pitched in a combined 49 games in the Majors for the Cubs (1988), Brewers (1990) and Astros (1991). Posted a 3-4 record with a 4.62 ERA and three saves in his career.
- Resides in Katy, Texas.



Yadier Molina catches the final out of the 2006 World Series as the Cardinals win 4-2 over Detroit in Game 5 at Busch Stadium III, October 27, 2006.



DYLAN CARLSON

3

HEIGHT	WEIGHT	BATS/THROWS	BIRTH DATE	ML SERVICE
6-2	200	S/L	10/23/1998	1.104

FULL NAME: Dylan James Carlson

BORN: Elk Grove, California

OPENING DAY AGE: 23

BECAME CARDINAL: Selected in the first round (33rd overall) of the June, 2016 First-Year Player Draft

CONTRACT STATUS: Signed through 2022

MLB DEBUT: Aug. 15, 2020 at Chicago White Sox - G1

OUTFIELDER



COMPLETE RECORD

Year Team	AVG	G	AB	R	H	2B	3B	HR	RBI	SH	SF	HBP	BB	IBB	SO	SB	CS	GDP	SLG	OBP	E
2016 GCL Cardinals	.251	50	183	30	46	13	3	3	22	0	1	1	16	0	52	4	2	5	.313	.404	1
2017 Peoria	.240	115	383	63	92	18	1	7	42	4	3	9	52	1	116	6	6	5	.342	.347	4
2018 Palm Beach	.247	99	376	63	93	19	3	9	53	1	5	7	52	3	78	6	3	12	.345	.386	4
Peoria	.234	13	47	5	11	3	0	2	9	0	0	0	10	1	10	2	0	3	.368	.426	0
2019 Springfield	.281	108	417	81	117	24	6	21	59	0	7	7	52	3	98	18	7	3	.518	.364	1
Memphis	.361	18	72	14	26	4	2	5	9	0	0	1	6	0	18	2	1	0	.681	.418	1
2020 ST. LOUIS	.200	35	110	11	22	7	1	3	16	0	1	0	8	0	35	1	1	3	.364	.252	0
2021 ST. LOUIS	.266	149	542	79	144	31	4	18	65	1	8	11	57	2	152	2	1	5	.437	.343	4
MINOR TOTALS	.260	403	1478	256	385	81	15	47	194	5	16	25	188	8	372	38	19	28	.431	.350	11
MAJOR TOTALS	.255	184	652	90	166	38	5	21	81	1	9	11	65	2	187	3	2	8	.425	.328	6

Note: Major League Uniform Numbers Worn: 3 (2020-present)

WILD CARD RECORD

Year Team	AVG	G	AB	R	H	2B	3B	HR	RBI	SH	SF	HBP	BB	IBB	SO	SB	CS	GDP	SLG	OBP	E
2020 STL at SD	.333	3	9	2	3	1	0	0	0	0	0	1	4	0	3	1	0	0	.444	.571	0
2021 STL at LAD	.250	1	4	0	1	0	0	0	0	0	0	0	0	0	1	0	0	0	.250	.250	0
W.C. TOTALS	.308	4	13	2	4	1	0	0	0	0	0	1	4	0	4	1	0	0	.385	.500	0

REGULAR SEASON FIELDING RECORD

Position	PCT	G	PO	A	E	TC	DP
Outfield	.989	179	361	12	4	377	5

2021: Led Major League rookie outfielders in games (145), starts (145), and innings played (1,243.1).

Shared the Major League lead among rookie outfielders in double plays (3).

Led National League rookie outfielders in total chances (309), total chances/9 (2.24), putouts (297), assists (8), fielding percentage (.987), putouts/9 (2.15), assists/9 (0.06), range factor/9 (2.21), and zone rating (.918).

CAREER TRANSACTIONS

- Selected by St. Louis Cardinals in the first round (33rd overall) of the June, 2016 First-Year Player Draft.
- On St. Louis Injured List (right wrist strain), August 17-23, 2021.



2021 SEASON HIGHS

Most Hits: 3, nine times. Last: 9/23 at Milwaukee
Most Runs: 3, 5/8 vs. Colorado
Most 2Bs: 2, twice. Last: 8/1 vs. Minnesota
Most HRs: 2, twice. Last: 9/30 vs. Milwaukee
Most RBI: 5, 9/17 vs. San Diego
Most BBs: 2, four times. Last: 8/28 at Pittsburgh
Most SBs: 1, twice. Last: 8/12 at Pittsburgh
Longest Hitting Streak: 7 games, three times. Last: 9/26-present

CAREER HIGHS

Most Hits: 3, 10 times. Last: 9/23/21 at Milwaukee
Most Runs: 3, 5/8/21 vs. Colorado
Most 2Bs: 2, twice. Last: 8/1/21 vs. Minnesota
Most HRs: 2, twice. Last: 9/30/21 vs. Milwaukee
Most RBI: 5, 9/17/21 vs. San Diego
Most BBs: 2, 4 times. Last: 8/28/21 at Pittsburgh
Most SBs: 1, three times. Last: 8/12/21 at Pittsburgh
Longest Hitting Streak: 7 games, 3x. Last: 9/26/21-end of season
Multi-HR Games: 2. Last: 9/30/21 vs. Milwaukee
Lead-Off HR: 2. Last: 8/8/21 vs. Kansas City
Pinch-Hit HR: n/a
Grand Slams: 2. Last: 9/17/21 vs. San Diego (Ross Detwiler)
Game-Ending HR: n/a
Extra-Inning HR: n/a

CAREER NOTES

- Finished 3rd in the 2021 National League Rookie of the Year award voting, and was recognized as one of three outfielders on the *Baseball America*, *Baseball Digest*, and *Topps All-Rookie* teams.
- Set the Cardinals single-season records for rookie switch-hitters in extra-base hits, total bases, doubles, RBI, and walks in 2021.
- In 2021, became the first rookie in MLB history to homer from both sides of the plate in the same game multiple times in a single-season (9/17 vs. San Diego and 9/30 vs. Milwaukee). Joined Red Schoendienst (1951), Ted Simmons (1975, 1979), Reggie Smith (1975-76), Mark Whiten (1993), Gerónimo Peña (1994), Lance Berkman (2011), Carlos Beltrán (2012-13) as 8th Cardinal to do so.
- Established a Cardinals rookie record by hitting multiple grand slams in single season (4/7 at Miami & 9/17 vs. San Diego), becoming the 54th rookie in MLB history to do so.
- Hit .341/.394/.528 (42-123) against left-handed pitching in 2021.
- Batted in the clean-up position for the 2020 Wild Card Series at San Diego, becoming the 3rd Cardinal, along with Stan Musial (1942 World Series) and Albert Pujols (2001 Division Series), to bat cleanup (No. 4) at the age of 21 in a postseason game. Joined Musial and Ty Cobb (1908) as the only cleanup hitters age 21 or younger to reach base four times in a postseason game.
- Made his Major League debut on August 15, 2020, playing both games of a doubleheader at the Chicago White Sox in the Cardinals first game following a 17-day layoff without baseball due to a COVID breakout in the Cardinals clubhouse.

CAREER MILESTONES

Major League Debut

August 15, 2020 at Chicago White Sox (Game 1)

First Major League Hit

August 15, 2020 at Chicago White Sox (Game 2)
(5th inning, double, off Evan Marshall)

First Major League Home Run

August 23, 2020 vs. Cincinnati
(7th inning, 2-run, off Nate Jones)

First Major League Stolen Base

August 19, 2020 at Chicago Cubs (Game 1)

- Previously rated as the No. 1 prospect in the Cardinals organization by *Baseball America* in both 2020 and 2021. Ranked No. 9 & 10 overall across Major League Baseball, being the highest-rated position player in the Cardinals organization since Oscar Taveras (No. 1 in 2014).
- Also recognized as the Cardinals "Best Hitter for Average" in the 2020 and 2021 seasons by the same publication.
- Was the Cardinals compensation pick in the 2016 MLB First-Year Player Draft for free agent John Lackey signing with the Chicago Cubs.
- Was the first of back-to-back compensation picks by St. Louis. Dakota Hudson was chosen next due to free agent Jason Heyward also.

**AWARDS & HONORS**

Baseball America All Rookie Team - Outfield
2021: St. Louis

Baseball Digest MLB Rookie All-Star - Outfield
2021: St. Louis

Topps All-Star Rookie Team - Outfield
2021: St. Louis

Cardinals Minor League Player of the Year
2019: Springfield (AA) & Memphis (AAA)

Cardinals Minor League Player of the Month
2019: Springfield (AA) - May

**Baseball America Minor League All-Star
First Team - Outfielder**
2019: Springfield (AA) & Memphis (AAA)

Baseball America Double-A All-Star - Outfielder
2019: Springfield (AA)

Baseball America Double-A Player of the Year
2019: Springfield (AA)

**Baseball America
Best Defensive Outfielder - Texas League**
2019: Springfield (AA)

**MLB Pipeline Cardinals
Hitting Prospect of the Year**
2019: Springfield (AA) & Memphis (AAA)

**MiLB.com Breakout Prospect of the Year -
Staff Choice**
2019: Springfield (AA) & Memphis (AAA)

MiLB.com Top Offensive Player - Fan Choice
2019: Springfield (AA) & Memphis (AAA)

SiriusXM All-Star Futures Game
2019: National League

Texas League Player of the Year
2019: Springfield (AA)

Texas League Post-Season All-Star - Outfield
2019: Springfield (AA)

Texas League Mid-Season All-Star
2019: Springfield (AA)

Gulf Coast League Championship
2016: GCL Cardinals (R)

2021

NL Ranks: Triples (4, T-10th), sacrifice flies (8, T-3rd), pitches/plate appearance (4.09, 10th)

NL Rookie Ranks: Hits (144, 1st), plate appearances (619, 2nd), home runs (18, T-3rd), doubles (31, 2nd), triples (4, T-1st), walks (57, 2nd), RBI (65, 2nd), runs (79, 2nd), extra-base hits (53, 2nd), sacrifice flies (1st), times on base (212, 2nd), total bases (237, 2nd).

- Finished 3rd in the National League Rookie of the Year award voting, and was recognized as one of three outfielders on the Baseball America, Baseball Digest, and Topps All-Rookie teams.
- Entered the season as the Cardinals No. 1 prospect by *Baseball America* (No. 9 overall), while recognized as the "Best Hitter for Average" in the Cardinals organization.
- Set single-season franchise records for rookie switch-hitters in extra-base hits, total bases, doubles, RBI, and walks, while ranking 2nd in times on base and plate appearances.
- Trailed only former Cardinal Randy Arozarena (Tampa Bay, 145) for the MLB rookie lead in hits.
- Among MLB switch-hitters in 2021, ranked 5th in batting average (.266) and 7th in hits.
- Homered from both sides of the plate vs. San Diego (9/17) and vs. Milwaukee (9/30), becoming the first rookie in MLB history to homer from both sides of the plate in the same game multiple times in a single-season.
- Joined Red Schoendienst (1951), Ted Simmons (1975, 1979), Reggie Smith (1975-76), Mark Whiten (1993), Gerónimo Peña (1994), Lance Berkman (2011), Carlos Beltrán (2012-13) as 8th Cardinal to do so.
- The Cardinals were 45-23 (.662) when Harrison Bader, Tyler O'Neill, and Carlson were in the starting lineup.
- Hit two grand slams (4/7 at Miami & 9/17 vs. San Diego), becoming the first Cardinals rookie in franchise history (54th rookie in MLB history) with multiple grand slams in a single season.
- Appeared defensively in 87 games in right field, 60 games in center field, and nine games in left field as Harrison Bader and Tyler O'Neill missed time with injuries.
- Hit .341/.394/.528 (42-123) against left-handed pitching.
- Defensively, led MLB rookie outfielders in games (145), starts (145), and innings played (1,243.1); shared the MLB lead among rookie outfielders in double plays (3); led NL rookie outfielders in total chances (309), total chances/9 (2.24), putouts (297), assists (8), fielding percentage (.987), putouts/9 (2.15), assists/9 (0.06), range factor/9 (2.21), and zone rating (.918).
- Trailed only Pittsburgh's Bryan Reynolds in games, putouts, and innings among all NL outfielders.
- Belted a pair of leadoff home runs: 7/22 vs. Chicago Cubs and 8/8 vs. Kansas City.
- Batted .301/.364/.503 (49-163) with a .867 OPS in 47 games after August 1.
- Missed six games on the 10-day Injured List with a right wrist sprain (8/17-8/23).

2021 POSTSEASON: Went 1-for-4 in the Cardinals 3-1 loss to Los Angeles in the National League Wild Card Game at Dodger Stadium.



BACKGROUND/PERSONAL

- Graduated from Elk Grove (Calif.) High School where his father, Jeff, was the head coach of the baseball team.
- Began taking infield and batting practice with his father's teams at age 11.
- Entered high school at age 13 and made varsity as a freshman.
- Was Elk Grove teammates with Nick Madrigal, Rowdy Tellez, Dom Nunez, and Derek Hill.
- Hit .407 with nine homers and 40 RBI as a senior, and .322 with 11 HR and 104 RBI over his high school career.
- Pitched, and primarily played first base before appearing in center field as a senior.
- Pitched complete game four-hitter with 10 strikeouts to lead Elk Grove to the 2016 San Joaquin Sectional Championship.
- Grew up in the same Sacramento neighborhood and played little league baseball with fellow 2016 first round pick Matt Manning (Tigers).
- Committed to play college baseball at Cal State Fullerton before drafted by the Cardinals.
- Invited to the 2015 Under Armour All-American Game at Wrigley Field. Went 1-for-3 while batting seventh and starting at first base for the National side in an 11-5 victory.
- His younger brother, Tanner, is an infielder at Long Beach State. Enters his junior season in 2022.
- During 2021 offseason, partnered with UnitedHealthcare in distributing \$15,000 worth of winter coats to deserving children at Hickey Elementary School in St. Louis.
- Resides in Elk Grove, California.

SINGLE-SEASON HITS BY A CARDINALS ROOKIE SWITCH-HITTER

Cardinals	Season	Hits
1. Vince Coleman	1985	170
2. Red Schoendienst	1945	157
3. Jimmy Brown	1937	145
4. Dylan Carlson	2021	144
5. Lee Magee	1912	133
6. Willie McGee	1982	125

CARDINALS TO HOMER FROM BOTH SIDES OF THE PLATE IN THE SAME GAME

Cardinals	Career Games	Season(s)
1. Carlos Beltrán	3	2012, 2013
2. Reggie Smith	2	1975, 1976
Ted Simmons	2	1975, 1979
Lance Berkman	2	2011
Dylan Carlson	2	2021
6. Red Schoendienst	1	1951
Mark Whiten	1	1993
Gerónimo Peña	1	1994

AGE 21 BATTING CLEAN-UP & REACHING BASE SAFELY 4 TIMES - POSTSEASON GAME

Player	Team	Date & Opponent	Age
Dylan Carlson	STL	9/30/2020 at SD	21.343
Stan Musial	STL	10/4/1942 at NYY	21.317
Ty Cobb	DET	10/12/1908 at CHI	21.299

CARDINALS AGE 21 BATTING CLEAN-UP IN A POSTSEASON GAME

Cardinal	Series	Age
Dylan Carlson	2020 Wild Card at SD	21.343
Albert Pujols	2001 NLDS at ARI	21.266
Stan Musial	1942 World Series at NYY	21.313



Yadier Molina and Adam Wainwright made their 300th career appearance as a starting battery together on September 3, 2021 at Miller Park in Milwaukee.



CLINT COULTER

80

HEIGHT	WEIGHT	BATS/THROWS	BIRTH DATE	ML SERVICE
6-3	225	R/R	7/30/1993	0.000

FULL NAME: Clinton Troy Coulter

BORN: Vancouver, Washington

OPENING DAY AGE: 28 (Turns 29 on July 30)

BECAME CARDINAL: Contract purchased from Sioux Falls of the American Association, May 12, 2021.

CONTRACT STATUS: Signed through 2022

GATCHER (NON-ROSTER)



COMPLETE RECORD

Year	Team	AVG	G	AB	R	H	2B	3B	HR	RBI	SH	SF	HBP	BB	IBB	SO	SB	CS	GDP	SLG	OBP	E
2012	AZL Brewers	.302	49	169	37	51	3	3	5	33	0	2	6	37	0	40	3	5	1	.444	*.439	8
2013	Wisconsin	.207	33	116	18	24	5	1	3	13	1	2	5	11	0	31	1	0	1	.345	.299	8
	Helena	.216	20	74	8	16	4	0	1	8	1	1	1	4	0	14	1	0	1	.311	.263	2
	AZL Brewers	.350	17	60	12	21	5	1	3	15	0	0	1	5	0	15	1	1	0	.617	.409	2
2014	Wisconsin	.287	126	429	84	123	28	3	+22	89	0	6	*21	73	2	103	6	6	7	.520	*.410	10
2015	Brevard County	.247	137	499	63	123	30	3	13	59	0	6	18	46	1	92	6	6	10	.397	.329	11
2016	Biloxi	.337	28	95	16	32	4	0	2	12	0	0	3	4	0	16	1	0	1	.442	.382	2
	Brevard County	.220	87	327	26	72	13	3	6	32	0	4	11	20	0	71	2	1	5	.333	.285	7
2017	Biloxi	.234	116	385	46	90	21	1	14	49	0	3	14	35	1	94	2	3	11	.403	.318	7
2018	Colo. Springs	.268	13	41	5	11	3	0	1	2	0	0	1	3	0	11	0	0	1	.415	.333	0
	Biloxi	.256	78	223	36	57	11	3	11	35	0	3	5	17	0	70	2	2	6	.480	.319	5
	Carolina	.241	15	58	8	14	7	1	1	2	0	0	1	5	0	21	0	0	0	.448	.313	0
2019	Sioux Falls (Ind.)	.294	98	374	69	110	25	2	18	72	0	4	5	35	0	90	2	2	---	.516	.359	6
2020	Sioux Falls (Ind.)	.264	55	220	32	58	16	1	11	41	0	4	8	10	0	67	0	0	---	.496	.314	11
2021	Memphis	.234	57	128	19	30	5	0	8	20	0	1	1	12	0	46	0	0	3	.461	.303	0
MINOR TOTALS		.255	776	2604	378	664	139	19	90	369	2	28	88	272	4	624	25	24	47	.427	.342	51
INDEPENDENT TOT.		.283	153	594	101	168	41	3	29	113	0	8	13	45	0	157	2	2	---	.508	.342	17

*Led League

+ Tied for League Lead

CAREER TRANSACTIONS

- Drafted by Milwaukee Brewers in the first round (27th overall) of the 2012 June, First-Year Player Draft.
- Purchased by St. Louis Cardinals from Sioux Falls of independent American Association, May 12, 2021.



CAREER NOTES

- Spent two seasons in the Independent Leagues (2019-20) before the Cardinals purchased his contract from the Sioux Falls Canaries and signed him to a minor league contract, assigning him to Memphis on May 12, 2021.
- Originally selected in the 1st round of the 2011 MLB Draft (27th overall) by the Milwaukee Brewers as a catcher before converting to outfielder in 2015.
- Threw out 28.4% of attempted base stealers (46 CS/162 SB ATT) in his career as catcher.
- Named Robin Yount Performance Award Winner as the Brewers Minor League Player of the Year in 2014. He was a Midwest League Mid-Season and Postseason All-Star, as well as a Baseball America Class-A All-Star.
- Honored as Brewers Minor League Player of the Month three times, Brevard County (April 2015), Wisconsin (2014) and Arizona League Brewers (August 2012).
- In 2014, led the Midwest League in on-base percentage (.410), OPS (.930) and HBP (21) while ranked among the league leaders in home runs (22, T-1st), RBI (89, 2nd), slugging (.520, 2nd), walks (73, 3rd), runs (84, T-4th), total bases (223, 5th), extra-base hits (53, 5th) and batting average (.287, 10th). His 89 RBI led all Brewers minor leaguers.
- Tied the Wisconsin franchise single-season home run mark with 22 in 2014, also matched by Khris Davis (2010) and Victor Roache (2013).
- Spent time on the Injured List in 2013 with an oblique strain (5/30-6/16).
- Played for Glendale in the Arizona Fall League as a 20-year old in 2014, batting .174 with a home run and three RBI.
- Led the Arizona League in on-base percentage (.439) and ranked 2nd in walks (37) in his first full professional season in 2012. Named Brewers Minor League Player of the Month for August (.338, 3 HR, 13 RBI, 1.012 OPS).
- Batted .282 with 29 HR and 115 RBI in 153 games over two combined seasons with Sioux Falls in the American Association.

2021

- Acquired by the Cardinals when his contract was purchased from Sioux Falls of the American Association on May 12. Was assigned to Memphis (AAA) on May 13, where he spent the rest of the season.
- Spent time on the Redbirds minor league 60-day Injured List June 1-23.
- Played 13 games in right field, 12 in left field and four at catcher.
- Was flawless in 31 total chances catching over 30.0 innings while throwing out 1-of-4 stolen base attempts in his first time catching in affiliated baseball since 2014. All four games came at the start of September.
- Began the season 0-for-8 in his first six games with Memphis (AAA) before busting out with a two homer game at Gwinnett (5/29) with five RBI. Smacked another pair of home runs vs. Norfolk (7/18).

AWARDS & HONORS

Southern League Player of the Week

2016: Biloxi (AA) - Aug. 8-14

Florida State League Mid-Season All-Star

2015: Brevard County (A)

Robin Yount Performance Award Brewers Minor League Player of the Year

2014: Wisconsin (A)

MiLB.com Organizational All-Star

2014: Milwaukee Brewers

2013: Milwaukee Brewers

Midwest League Player of the Week

2014: Wisconsin (A) - April 8-14

Brewers Minor League Player of the Month

2015: Brevard County (A) - April

2014: Wisconsin (A) - April

2012: AZL Brewers (R) - August

Midwest League Mid-Season All-Star

2014: Wisconsin (A)

Midwest League Postseason All-Star

2014: Wisconsin (A)

Baseball America Low Class-A All-Star

2014: Wisconsin (A)

- Batted .378 (17-48) with 6 HR and 13 RBI in the month of July.
- Was 6-for-24 with two home runs in pinch-hitting situations. Also hit two home runs while playing left field, right field and designated hitter.

BACKGROUND/PERSONAL

- Owns his own company, Steelhead Tools, which produces massage tools for athletes.
- Graduated from Union (Wash.) High School where he was named 2012 Class 4A Greater St. Heles Player of the Year as a senior batting .405 with 3 HR, 17 RBI and 18 SB. Was managed by former Cardinals catcher Tom Lampkin.
- Played in the 2011 Under Armour All-America Baseball Game at Wrigley Field.
- Was the Washington Class 3A state wrestling champion in the 189 lb. weight class after going 39-1 as a sophomore.
- Signed his letter of intent to play college baseball at Arizona State University.
- Resides in Camas, Washington.



JESÚS CRUZ

(hey-zues)

HEIGHT	WEIGHT	BATS/THROWS	BIRTH DATE	ML SERVICE
6-1	225	R/R	4/15/1995	0.019

FULL NAME: Jesus Cruz

BORN: Salinas de Hidalgo, San Luis Potosi, Mexico

OPENING DAY AGE: 26 (Turns 27 on April 15)

BECAME CARDINAL: Signed as an international free agent, July 2, 2017

CONTRACT STATUS: Signed through 2022



PITCHER (NON-ROSTER)

COMPLETE RECORD

Year	Team	W-L	ERA	G	GS	CG	GF	SHO	SV	IP	H	R	ER	HR	HBP	BB	IBB	SO	WP	BK	BA
2017	Monterrey (Mex.)	0-1	8.49	13	0	0	6	0	0	11.2	17	11	11	1	1	7	0	11	0	0	.327
	State College	1-0	1.93	5	0	0	4	0	1	4.2	4	1	1	0	0	0	0	8	0	0	.235
	GCL Cardinals	0-0	5.40	1	0	0	0	0	0	1.2	4	1	1	0	0	0	0	3	0	0	.500
	DSL Cardinals	3-0	0.71	9	0	0	7	0	2	12.2	5	3	1	0	0	4	0	19	0	0	.119
2018	Palm Beach	6-0	3.54	25	11	0	4	0	1	68.2	49	27	27	5	2	33	0	85	2	1	.198
	Peoria	1-1	2.16	5	5	0	0	0	0	16.2	17	6	4	0	2	8	0	19	1	0	.266
2019	Memphis	6-6	6.24	50	0	0	10	0	0	57.2	51	44	40	8	6	41	2	79	1	2	.239
	Springfield	0-0	2.45	2	0	0	0	0	0	3.2	1	1	1	0	0	5	0	10	0	0	.089
2020	ST. LOUIS	0-0	18.00	1	0	0	0	0	0	1.0	3	2	2	0	0	1	0	2	0	0	.600
2021	Memphis	0-3	3.06	37	0	0	13	0	3	35.1	29	14	12	1	3	26	1	38	4	0	.223
MINOR TOTALS		17-10	3.90	134	16	0	38	0	7	201.0	160	97	87	14	13	117	3	261	8	3	.225
MEXICO TOTALS		0-1	8.49	13	0	0	6	0	0	11.2	17	11	11	1	1	7	0	11	0	0	.327
MAJOR TOTALS		0-0	18.00	1	0	0	0	0	0	1.0	3	2	2	0	0	1	0	2	0	0	.600

Note: Major League Uniform Numbers Worn: 86 (2020)

REGULAR SEASON FIELDING RECORD

Position	PCT	G	PO	A	E	TC	DP
Pitcher	---	1	0	0	0	0	0

REGULAR SEASON BATTING RECORD

Year	Team	AVG	G	AB	R	H	2B	3B	HR	RBI	SH	SF	HBP	BB	IBB	SO	SB	CS	GDP	SLG	OBP	E
2020	ST. LOUIS	.000	1	0	0	0	0	0	0	0	0	0	0	0	0	0	0	0	0	.000	.000	0



CAREER NOTES

- Has been invited to Major League Spring Training as a non-roster player for a third consecutive year (2020-22).
- Made his Major League debut in August 18, 2020 at Wrigley Field (8/18), on a weekend where 11 Cardinals made their debuts.
- Became the first player in history to wear No. 86 in a Major League game.
- Along with teammate Giovanny Gallegos, is one of 14 Mexican-born players all-time to play for the Cardinals.
- Averaging 11.7 strikeouts/9 IP over his four seasons pitching in minor league baseball (2017-present) covering 201.0 innings.
- In 2019, led all Cardinals minor league pitchers with a career-high 52 appearances between Springfield (AA) and Memphis (AAA).
- Participated in early workouts and seminars as part of the Cardinals 2019 Spring Training Early Program (S.T.E.P. camp).
- Made 13 appearances in the 2017 Mexican League (AAA) for Monterrey before signing as an international free agent with St. Louis on July 2.
- Has pitched five seasons in the Mexican Winter Pacific League (2017-18, 2020-22), coming to go 5-4 with a 4.78 ERA (101.2 IP) and 99 strikeouts 84 games (six starts).

CAREER MILESTONES

Major League Debut

August 18, 2020 at Chicago Cubs

First Major League Strikeout

August 18, 2020 at Chicago Cubs
(7th inning, Kyle Schwarber, swinging)

2021

- Ranked among organizational leaders in appearances (37, 9th), saves (3, T-9th), games finished (13, T-11th), ERA (3.06, 9th), and HR/9 (0.3, 9th).
- Twenty-six of his 37 outings were scoreless.
- Allowed five runs in his first four appearances (3.1 IP), then logged 1.97 ERA (32.0 IP) over his final 33 games to end the season.
- Of his 29 hits allowed over 35.1 innings, just five went for extra bases (one homer and four doubles) for a .277 opponent's slugging pct.
- Limited opposing right-handers to .210/.323/.272 (17-81) mark with a .595 OPS.

BACKGROUND/PERSONAL

- Resides in Salinas de Hidalgo, San Luis Potosi, Mexico.



Second baseman Matt Carpenter and catcher Yadier Molina receiving their 2013 National League Louisville Silver Slugger Awards during a pregame ceremony at Busch Stadium, April 27, 2014.



PAUL DEJONG

(de-YOUNG)

11

HEIGHT	WEIGHT	BATS/THROWS	BIRTH DATE	ML SERVICE
6-0	205	R/R	8/2/1993	4.127

FULL NAME: Paul Sterling DeJong

BORN: Orlando, Florida

OPENING DAY AGE: 28 (Turns 29 on August 2)

BECAME CARDINAL: Selected in the 4th round (131st overall) of the June, 2015 First-Year Player Draft

CONTRACT STATUS: Signed through 2023, with club options for 2024 and 2025

MLB DEBUT: May 28, 2017 vs. Colorado

SHORTSTOP



COMPLETE RECORD

Year Team	AVG	G	AB	R	H	2B	3B	HR	RBI	SH	SF	HBP	BB	IBB	SO	SB	CS	GDP	SLG	OBP	E
2015 Johnson City	.486	10	37	10	18	6	0	4	15	0	0	2	6	0	9	0	0	0	.973	.578	1
Peoria	.288	56	219	32	63	12	3	5	26	0	2	3	23	0	43	13	4	6	.438	.360	10
2016 Springfield	.260	132	496	62	129	29	2	22	73	0	6	10	40	2	144	3	2	5	.460	.324	17
2017 Memphis	.299	48	177	27	53	9	0	13	34	1	1	2	9	0	46	0	2	3	.571	.339	8
ST. LOUIS	.285	108	417	55	119	26	1	25	65	0	1	4	21	1	124	1	0	8	.532	.325	12
2018 ST. LOUIS	.241	115	436	68	105	25	1	19	68	0	5	12	36	2	123	1	1	6	.433	.313	12
Memphis#	.308	4	13	3	4	2	0	1	3	0	1	0	1	0	4	0	0	0	.692	.333	0
2019 ST. LOUIS	.233	159	583	97	136	31	1	30	78	0	6	13	62	1	149	9	5	15	.444	.318	7
2020 ST. LOUIS	.250	45	152	17	38	6	0	3	25	0	4	1	17	0	50	1	0	4	.349	.322	4
2021 ST. LOUIS	.197	113	356	44	70	10	1	19	45	0	2	9	35	0	103	4	1	6	.390	.284	8
Memphis#	.100	4	10	1	1	1	0	0	0	0	0	0	0	0	2	0	0	1	.200	.100	0
MINOR TOTALS	.282	254	952	135	268	59	5	45	151	1	10	17	79	2	248	16	8	15	.496	.344	36
MAJOR TOTALS	.241	540	1944	281	468	98	4	96	281	0	18	39	171	4	549	16	7	39	.443	.312	43

Injury Rehabilitation Assignment

Note: Major League Uniform Numbers Worn: 11 (2017, 2020-present), 12 (2018-19)

WILD CARD SERIES RECORD

Year Team	AVG	G	AB	R	H	2B	3B	HR	RBI	SH	SF	HBP	BB	IBB	SO	SB	CS	GDP	SLG	OBP	E
2020 STL at SD	.200	3	10	2	2	1	0	0	1	0	0	1	3	0	2	0	0	0	.300	.429	1
2021 STL at LAD	.000	1	1	0	0	0	0	0	0	0	0	0	0	0	1	0	0	0	.000	.000	0
W.C. TOTALS	.182	4	11	2	2	1	0	0	1	0	0	1	3	0	3	0	0	0	.273	.400	1

DIVISION SERIES RECORD

Year Team	AVG	G	AB	R	H	2B	3B	HR	RBI	SH	SF	HBP	BB	IBB	SO	SB	CS	GDP	SLG	OBP	E
2019 STL vs. ATL	.222	5	18	2	4	1	0	0	2	0	0	0	2	2	8	0	0	0	.278	.300	1

LEAGUE CHAMPIONSHIP SERIES RECORD

Year Team	AVG	G	AB	R	H	2B	3B	HR	RBI	SH	SF	HBP	BB	IBB	SO	SB	CS	GDP	SLG	OBP	E
2019 STL vs. WSH	.250	4	12	1	3	0	0	0	0	0	0	0	1	0	6	0	0	0	.250	.308	0



ALL-STAR RECORD

Year Team	AVG	G	AB	R	H	2B	3B	HR	RBI	SH	SF	HBP	BB	IBB	SO	SB	CS	GDP	SLG	OBP	E
2019 National	.000	1	0	0	0	0	0	0	0	0	0	0	1	0	0	1	0	0	.000	1.000	0

REGULAR SEASON FIELDING RECORD

Position	PCT	G	PO	A	E	TC	DP
Second Base	.965	20	30	53	3	86	15
Shortstop	.980	509	656	1313	40	2009	314

Note: 2018: Led National League shortstops in ultimate zone rating (7.1) and defensive runs above average (12.3)

2019: Rawlings Gold Glove Award Finalist at shortstop.

Led Major League shortstops in fielding percentage ([^].989), double plays (*119), putouts (211, total chances (653), ultimate zone rating (11.4), defensive runs above average (18.5), and defensive WAR (#3.3). Shared Major League lead among shortstops in defensive runs saved (26). Led National League shortstops in assists (435).

2021: Led Major League shortstops in zone rating (.872).

Led National League shortstops in SABR defensive index (7.5).

* Single-season record among shortstops in Cardinals franchise history.

Leader among all National League position players.

^ Tied David Eckstein (2006) for highest single-season fielding percentage by a shortstop in club history.

CAREER TRANSACTIONS

- Selected by the Pittsburgh Pirates in the 38th round (1,151st overall) of the June, 2014 First-Year Player Draft, but did not sign.
- Selected by the St. Louis Cardinals in the 4th round (131st overall) of the June, 2015 First-Year Player Draft.
- On St. Louis injured list (fractured left hand), May 18 - July 6, 2018, included injury rehabilitation assignment to Memphis (AAA).
- On St. Louis injured list (COVID-19), August 4-22, 2020.
- On St. Louis injured list (left rib non-displaced fracture), May 14 - June 10, 2021, included injury rehabilitation assignment to Memphis (AAA).

2021 SEASON HIGHS

Most Hits: 3, 7/16 vs. San Francisco
Most Runs: 3, twice. Last: 4/19 at Washington
Most 2Bs: 1, 10x. Last: 10/2 vs. Chicago Cubs
Most HRs: 2, twice. Last: 4/19 at Washington
Most RBIs: 5, 4/19 at Washington
Most BBs: 2, 6x. Last: 9/9 vs. Los Angeles Dodgers
Most SBs: 2, 5/8 vs. Colorado
Longest Hitting Streak: 7 games, 7/7-7/19

CAREER HIGHS

Most Hits: 4, three times. Last: 7/24/19 at Pittsburgh
Most Runs: 4, 7/24/19 at Pittsburgh
Most 2Bs: 3, 7/8/17 vs. New York Mets
Most HRs: 3, 7/24/19 at Pittsburgh
Most RBIs: 5, 3x. Last: 4/19/21 at Washington
Most BBs: 3, 5/6/18 vs. Chicago Cubs
Most SBs: 2, twice. Last: 5/8/21 vs. Colorado
Longest Hitting Streak: 12 games, 3/29-4/11/19
Multi Home Run Game: 4. Last: 4/19/21 at Washington (2 HR)
Pinch-Hit Home Runs: 2. Last: 7/9/21 at Chicago Cubs (Kyle Ryan)
Game Ending Home Runs: 1. 8/13/18 vs. Washington (Koda Glover)
Grand Slams: 2. Last: 4/19/21 at Washington (Joe Ross)

**CAREER NOTES**

- Selected to represent the Cardinals for the National League at the 2019 MLB All-Star Game. Walked in his only plate appearance, stole 3rd base, and turned two double plays at shortstop.
- Hit 25 or more doubles in each of his first three Major League seasons (2017-19), the second Cardinal and fifth shortstop in MLB history to do so.
- Is two doubles and four home runs from reaching 100 for his career.
- 2019 Rawlings Gold Glove Award Finalist at shortstop.
- Led all National League position players in defensive WAR (3.3) in 2019.
- Finished 2nd in the 2017 National League Rookie of the Year voting behind Dodgers 1B/OF Cody Bellinger.
- National League Rookie of the Month for July 2017.
- In 2017, became the first Cardinals rookie to start at shortstop and bat third since Red Schoendienst in 1945.
- Has switched uniform numbers twice in his Major League career from No. 11 to No. 12 in 2018, and back to No. 11 for the start of 2020.
- Signed a six-year contract through 2023 with club options for the 2024 & 2025 seasons, March 5, 2018.
- Academically sound slugger was an Collegiate Academic All-American majoring in biochemistry and pre-medicine at Illinois State University.

Home Runs

- 90 of his 96 career home runs have been hit while playing shortstop, most in franchise history.
- Owns the Cardinals single-season records for home runs (30) and extra-base hits (62) by a shortstop, both in 2019.
- Is the 2nd-fastest Cardinal to reach career home run milestones of 25 (106th game), 50 (257th game) and 75 (383th game), trailing only Albert Pujols (101, 220, 342).
- Is the only Cardinals shortstop to post consecutive seasons of 19 or more home runs (2017-19) and the 3rd shortstop in MLB history to hit 19 or more homers in each of his first three seasons joining Trevor Story (2016-18) and Carlos Correa (2015-17).
- Became the 7th Cardinal and only shortstop to post double-digit home run totals in each of his first three seasons (2017-19).
- Tied Ken Boyer and Johnny Mize for 2nd-most home runs (44) in his first two seasons as a Cardinal, trailing Albert Pujols (71).
- His 74 homers in his first three seasons as a Cardinal (2017-19) tied Johnny Mize for 2nd-most behind Albert Pujols (114).
- Led the Cardinals with 25 home runs as a rookie in 2017, one of nine Cardinals rookies to lead their team in homers and first since Albert Pujols (37 in 2001).
- His 20 home runs while playing shortstop in 2017 are 5th-most by a National League rookie.
- Became the first Cardinals shortstop, and the 23rd instance all-time by a Major League shortstop, to hit three home runs in a game (July 24, 2019 at Pittsburgh's PNC Park).
- Became the 9th Cardinal in history to homer in his first Major League at-bat, a pinch-hit 9th inning solo home run off Rockies closer Greg Holland.

AWARDS & HONORS**National League All-Star**

2019: St. Louis

MLBPAA Heart & Hustle Award Nomination

2019: St. Louis

National League Rookie of the Month

2017: St. Louis - July

MiLB.com Organizational All-Star

2016: Springfield (AA) - 3B

Arizona Fall League Rising Star

2016: Glendale

Texas League Mid-Season All-Star

2016: Springfield (AA)

Appalachian League Player of the Week

2015: Johnson City (R) - June 23-29

CAREER MILESTONES**Major League Debut**

May 28, 2017 at Colorado

First Major League Hit

May 28, 2017 at Colorado

(9th inning, pinch-hit, solo HR, off Greg Holland)

First Major League Home Run

May 28, 2017 at Colorado

(9th inning, pinch-hit, solo, off Greg Holland)

50th Career Major League Home Run

May 5, 2019 at Chicago Cubs

(9th inning, two-run, off Tyler Chatwood)

TOUCH 'EM ALL, PAUL

MLB Rank	HR	Seasons
1. Paul Konerko	439	1997-2014
2. Paul O'Neill	281	1985-2001
3. Paul Goldschmidt	280	2011-21
4. Paul Molitor	234	1978-98
5. Paul Sorrento	166	1989-99
6. Paul Blair	134	1964-80
7. Paul Waner	113	1926-45
8. Paul DeJong	96	2017-21
9. Paul Lo Duca	80	1998-2008
10. Paul Schaal	57	1964-74



FASTEST CAREER HR MILESTONES BY A CARDINAL TO BEGIN A CAREER

Fastest to 25 Home Runs Career Games

1. Albert Pujols	101
2. Paul DeJong	106

Fastest to 50 Home Runs Career Games

1. Albert Pujols	220
2. Paul DeJong	357

Fastest to 75 Home Runs Career Games

1. Albert Pujols	342
2. Paul DeJong	383

Fastest to 100 Home Runs Career Games

1. Albert Pujols	415
2. Johnny Mize	582

ROOKIE CARDINALS TO LEAD TEAM IN HR

Cardinal	Season	HR
Paul DeJong	2017	25
Albert Pujols	2001	37
Todd Zeile	1990	15
Hector Cruz	1976	13
Johnny Mize	1936	19
Jack Smith	1916	6
Rogers Hornsby	1916	6
Homer Smoot	1902	3
George Barclay	1902	3

MAJOR LEAGUE SHORTSTOPS WITH 19+ HR IN FIRST 3 MLB SEASONS

Shortstop - HR	1	2	3	Seasons
Paul DeJong	25	19	30	2017-19
Trevor Story	27	24	37	2016-18
Carlos Correa	22	20	24	2015-17

MAJOR LEAGUE SHORTSTOPS WITH 25+ DOUBLES IN FIRST 3 MLB SEASONS

Shortstop	Team	Seasons
Paul DeJong	Cardinals	2017-19
Starlin Castro	Cubs	2010-12
Johnny Pesky	Red Sox	^1942, '46-47
Charlie Gelbert	Cardinals	1929-31

^ Did not play in 1943-45 due to military service

2021

- Led all Major League shortstops in zone rating (.872) and paced National League shortstops in SABR defensive index (7.5).
- Started at shortstop in 100 of 113 games played (St. Louis was 55-45 in his starts).
- Hit 19 home runs, his 4th season with 19 or more home runs (2017-19, 2021).
- His 96 home runs since his debut in 2017 rank 6th among primary MLB shortstops (Francisco Lindor & Trevor Story co-lead with 131).
- Missed 24 games (5/14-6/10) on the Injured List with a left rib non-displaced fracture, suffered by being hit by pitch by Brewers pitcher Freddy Peralta (5/12 at Milwaukee).
- At the time of his placement on the IL, was tied for the team lead with seven home runs and 17 RBI.
- Posted two multi-home run games, both in April during the first 15 games of the season.
- Collected a multi-home run game at Washington (4/19) which was part of a grand slam and five RBI day.
- Batted .273 (15-55) against NL West opponents, 79 points higher than the next highest division (.194, 33-170 vs. NL Central).
- Hit .207 (57-276) off right-handers and .163 (13-80) off left-handed pitching.
- Batted .259/.276/.815 (7-27) with five home runs and a 1.091 OPS in nine games at Wrigley Field.
- According to *Statcast*, barreled balls up at a career-best 10.6% clip (27 of 255).

2021 POSTSEASON: Went 0-for-1 with a strikeout as a defensive replacement in the 3-1 loss to Los Angeles in the Wild Card Game at Dodger Stadium.



BACKGROUND/PERSONAL

- Was born in and lived in Orlando, Fla. until he was 11, at which point his family moved to Antioch, Ill.
- His mother, Andrea, works for Walt Disney as a human resources manager.
- His sister, Emma, is an art student at the University of Central Florida, and his brother, Matthew, is a student in Florida State's Master's program for music theory.
- Tore the ACL in his right knee twice while playing basketball his freshman and sophomore years in high school.
- Graduated from Antioch (Ill.) High School cum laude and was a member of the National Honor Roll in 2011, earning the honor of the Science Department's "Most Outstanding Student" and the senior class "Most Outstanding Boy" while batting .430 with four home runs and 30 RBI as a senior.
- Went undrafted out of high school and received no college athletic scholarships.
- Walked on to play college baseball at Illinois State University (2012-15), where he played second base, third base, shortstop, right field, catcher, and designated hitter.
- Led the 2015 Missouri Valley Conference with 14 home runs.
- Named a two-time All-MVC First-Team selection and was a 2015 Capital One Academic All-American.
- Named MVC Scholar-Athlete First-Team selection in back-to-back season (2014-15).
- Received the MVC Commissioner's Academic Excellence Award all four years in college (2012-15).
- Originally selected by Pittsburgh as a catcher in the 38th round of the June, 2014 First-Year Player Draft, but returned for his redshirt junior season.
- Tied the Illinois State University school record with three home runs in a game at Eastern Illinois (3/31/15).
- Broke his left thumb on a foul tip while catching in a game during the end of his junior season.
- Graduated from Illinois State (3.76 GPA) with a degree in biochemistry and pre-medical emphasis in 2015.
- His Topps Futures Star baseball card notes his work with world-renowned scientist Dr. Lawrence Rocks on the study of heat effects on a baseball.
- Grew up a fan of Chipper Jones and the Atlanta Braves.
- Is a fan of the Green Bay Packers.
- Hobbies include hunting, fishing, and cooking.
- In 2019, donated money to Cardinals Care and the Ronald McDonald House after hitting the "M" in the Big Mac Land sign at Busch Stadium.
- Serves as Ambassador for the Players For The Planet non-profit organization.
- In September 2021, donated \$5,000 to fund the planting of over 200 trees in a section of Forest Park's Nature Reserve Successional Forest site as part of Players For The Planet.
- In December 2021, participated in Major League Beach Cleanup at Playa Montesinos in Santo Domingo, Dominican Republic as part of Players For The Planet.
- Resides in Riviera Beach, Fla.



Catcher Yadier Molina receiving his 2015 National League Rawlings Gold Glove and Platinum Glove Awards during a pregame ceremony at Busch Stadium, April 17, 2016.



COREY DICKERSON

25

HEIGHT	WEIGHT	BATS/THROWS	BIRTH DATE	ML SERVICE
6-1	206	L/R	5/22/1989	8.101

FULL NAME: McKenzie Corey Dickerson

BORN: McComb, Mississippi

OPENING DAY AGE: 32 (Turns 33 on May 22)

BECAME CARDINAL: Signed by the Cardinals as a free agent, March 18, 2022

CONTRACT STATUS: Signed through 2023

MLB DEBUT: June 22, 2013 at Washington

OUTFIELDER



COMPLETE RECORD

Year	Team	AVG	G	AB	R	H	2B	3B	HR	RBI	SH	SF	HBP	BB	IBB	SO	SB	CS	GDP	SLG	OBP	E
2010	Casper	.348	69	276	54	96	22	9	13	61	0	1	3	28	5	51	12	6	4	.634	.412	5
2011	Asheville	.282	106	383	78	108	27	5	32	87	0	5	8	39	0	99	9	6	5	.629	.356	3
2012	Tulsa	.274	67	266	40	73	16	3	13	38	0	3	2	18	1	51	7	3	2	.504	.322	2
	Modesto	.338	60	240	43	81	24	4	9	43	0	4	1	25	5	42	9	5	3	.583	.396	5
2013	Colorado Spgs	.371	75	315	61	117	21	14	11	50	0	4	0	26	2	49	6	10	2	.632	.415	2
	Colorado	.263	69	194	32	51	13	5	5	17	1	2	0	16	0	41	2	2	1	.459	.316	0
2014	Colo. Springs	.385	3	13	2	5	1	1	0	1	0	0	0	1	0	4	0	0	0	.615	.429	0
	Colorado	.312	131	436	74	136	27	6	24	76	0	4	1	37	6	101	8	7	6	.567	.364	4
2015	Albuquerque	.286	7	28	3	8	1	0	1	3	0	0	0	1	0	4	0	0	1	.429	.310	0
	Modesto	.375	2	8	2	3	0	0	0	1	0	0	0	0	0	1	0	0	0	.375	.375	0
	Colorado	.304	65	224	30	68	18	2	10	31	0	0	0	10	0	56	0	1	3	.536	.333	0
2016	Tampa Bay	.245	148	510	57	125	36	3	24	70	0	2	2	33	6	134	0	2	12	.469	.293	2
2017	Tampa Bay	.282	150	588	84	166	33	4	27	62	0	2	3	35	6	152	4	3	11	.490	.325	1
2018	Pittsburgh	.300	135	504	65	151	35	7	13	55	0	4	4	21	4	80	8	3	14	.474	.330	0
2019	Indianapolis	.182	9	33	4	6	1	0	0	4	0	2	0	3	0	8	0	0	1	.212	.237	0
	Pittsburgh	.315	44	127	20	40	18	0	4	25	0	2	0	13	4	23	1	0	3	.551	.373	2
	Philadelphia	.293	34	133	13	39	10	2	8	34	0	1	0	3	0	33	0	0	1	.579	.307	0
2020	Miami	.258	52	194	25	50	5	1	7	17	0	0	0	15	1	35	1	1	5	.402	.311	0
2021	Buffalo	.267	4	15	1	4	1	0	0	1	0	0	1	0	0	3	0	0	1	.333	.313	0
	Miami	.263	63	205	27	54	12	3	2	14	0	1	3	16	0	45	2	4	5	.381	.324	3
	Toronto	.282	46	131	16	37	6	2	4	15	0	0	0	9	1	23	4	1	3	.450	.329	1
MINOR TOTALS		.318	402	1577	288	501	114	36	79	289	0	19	15	141	13	312	43	30	19	.586	.375	17
MAJOR TOTALS		.283	937	3246	443	917	213	35	128	416	1	18	13	208	28	723	30	24	64	.488	.327	14

Note: Major League Uniform Numbers Worn: 6 (2013-15), 10 (2016-17), 12 (2018-19), 31 (2019), 23 (2020-21), 14 (2021)

WILD CARD SERIES RECORD

Year	Team	AVG	G	AB	R	H	2B	3B	HR	RBI	SH	SF	HBP	BB	IBB	SO	SB	CS	GDP	SLG	OBP	E
2020	MIA at CHI	.143	2	7	1	1	0	0	1	3	0	0	0	2	0	2	0	0	0	.571	.333	0



DIVISION SERIES RECORD

Year Team	AVG	G	AB	R	H	2B	3B	HR	RBI	SH	SF	HBP	BB	IBB	SO	SB	CS	GDP	SLG	OBP	E
2020 MIA vs. ATL	.250	3	12	0	3	0	0	0	0	0	0	0	0	0	3	0	0	0	.250	.250	0

ALL-STAR RECORD

Year Team	AVG	G	AB	R	H	2B	3B	HR	RBI	SH	SF	HBP	BB	IBB	SO	SB	CS	GDP	SLG	OBP	E
2017 American	.000	1	2	0	0	0	0	0	0	0	0	0	0	0	1	0	0	0	.000	.000	0

REGULAR SEASON FIELDING RECORD

Position	PCT	G	PO	A	E	TC	DP
Outfield	.989	708	1230	21	14	1,265	8

Note: Rawlings Gold Glove (1): 2018 (Left Field)

* Led left fielders in double plays turned (2017 AL - 2; 2018 NL - 5; 2021 NL - 1)

* Led 2018 National League left fielders in fielding percentage (.996)

2021 SEASON HIGHS

Most Hits: 4, 4/17 vs. San Francisco
Most Runs: 3, twice. Last: 8/15 at Seattle
Most 2Bs: 1, 18x. Last: 9/30 vs. New York Yankees
Most HRs: 1, 6x. Last: 10/1 vs. Baltimore
Most RBIs: 3, 4/26 at Milwaukee
Most BBs: 3, 4/27 at Milwaukee
Most HBPs: 1, 3x. Last: 5/2 at Washington
Most SBs: 1, 6x. Last: 9/30 vs. New York Yankees
Longest Hitting Streak: 6 games, twice. Last: 9/21-28

CAREER HIGHS

Most Hits: 4, 15x. Last: 4/17/21 vs. San Francisco
Most Runs: 4, twice. Last: 7/24/19 vs. St. Louis
Most 2Bs: 3, twice. Last: 6/26/19 at Houston
Most 3Bs: 2, 9/19/13 vs. St. Louis
Most HRs: 2, 10x. Last: 9/10/19 vs. Atlanta
Most RBIs: 5, twice. Last: 8/24/19 at Miami
Most BBs: 3, 3x. Last: 4/27/21 at Milwaukee
Most HBPs: 1, 13x. Last: 5/2/21 at Washington
Most SBs: 2, 7/18/14 at Pittsburgh
Longest Hitting Streak: 12 games, 8/6/14-8/17/14
Multi HR Games: 10. Last: 9/10/19 vs. Atlanta
Lead-Off HR: 8, 9/18/20 [Game 2] vs. Washington (Crowe)
Grand Slams: 1. 5/11/16 at Seattle (Walker)
Game Ending HR: 1. 4/26/18 vs. Detroit (A. Wilson)
Extra Inning HR: 1. 8/10/14 at Arizona (Ol. Perez)

CAREER TRANSACTIONS

- Selected by Colorado Rockies in the 29th round (871st overall) of the June, 2009 First-Year Player Draft, but did not sign.
- Selected by Colorado Rockies in the 8th round (260th overall) of the June, 2010 First-Year Player Draft.
- On Colorado Injured List (plantar fasciitis, left foot), May 19 - June 11, 2015.
- On Colorado Injured List (plantar fasciitis, left foot), June 17 - July 24, 2015.
- On Colorado Injured List (non-displaced rib fracture), August 1 - September 8, 2015.
- Acquired by Tampa Bay Rays with INF Kevin Padlo from the Colorado Rockies in exchange for RHP German Marquez and LHP Jake McGee, January 28, 2016.
- Acquired by Pittsburgh Pirates from Tampa Bay Rays in exchange for INF Tristan Gray, RHP Daniel Hudson and cash considerations, February 22, 2018.
- On Pittsburgh Injured List (strained left hamstring), July 28 - August 4, 2018.
- On Pittsburgh Injured List (posterior right shoulder), April 4 - June 8, 2019.
- Acquired by Philadelphia Phillies from the Pittsburgh Pirates in exchange for international bonus slot money and a player to be named, July 31, 2019.
- On Philadelphia Injured List (fractured left foot), September 17, 2019 - end of season.
- Signed by Miami Marlins as a free agent, January 7, 2020.
- On Miami Marlins Injured List (left foot contusion), June 15 - August 3, 2021.
- Acquired by Toronto Blue Jays from Miami Marlins with RHP Adam Cimber in exchange for INF Joe Panik and minor league RHP Andrew McInvale, June 29, 2021.
- Signed by St. Louis Cardinals as a free agent, March 18, 2022.



CAREER NOTES

- Joins the Cardinals as his seventh Major League organization. Was drafted twice by Colorado (2009 & 2010) who he made his Major League debut with in 2013. Also played for the Rays, Pirates, Phillies, Marlins and Blue Jays.
- Selected to the 2017 American League All-Star team and was the starting designated hitter going 0-for-2 in the game. Became the 4th Rays player to start in an All-Star Game and six selected overall.
- Won the Rawlings Gold Glove in the National League playing left field in 2018. Led all National League left fielders with a .996 fielding percentage.
- Twice selected as his team's Heart & Hustle Honoree by the MLBPA with Colorado in 2014 and Pittsburgh in 2018.
- Has hit eight lead-off home runs in his career, T-37th most among players since his Major League debut in 2013.
- Recorded 15 four-hit games since 2013, T-13th most in MLB over that period along with current teammate Paul Goldschmidt (Jose Altuve, 1st, 30).
- Posted three seasons with 20 or more home runs in the first five seasons of his Major League career (24 in 2014 COL; 24 in 2016 TB & 27 in 2017 TB).
- Batted .300 or better in four different seasons (2014, 2015, 2018, 2019).
- Hit the 100th career home run into McCovey Cove in San Francisco, coming off Tim Hudson (8/27/14).
- Made his Major League debut vs. Washington (6/22/13) and hit an RBI double in his first plate appearance off Dan Haren and doubled off Haren again in his next at-bat. Became the 37th player in Major League history to hit two doubles in his first Major League game and the first by a Rockies player.
- Hit a home run on Opening Day in 2015 becoming the 4th Rockies player to hit a 1st inning homer on Opening Day.
- Played in the Wild Card Series and Division Series during the COVID-19 shortened 2020 season for the Marlins. Hit a 7th inning home run in Game 1 of the Wild Card Series at Wrigley Field to give Miami a 3-1 lead en route to the win.
- Hit his only career walk-off home run vs. DET (4/26/18) breaking a scoreless tie for a 1-0 Pirates win.
- Hit six lead-off home runs during the 2017 season, most in Tampa Bay Rays history, surpassing the five hit by Rocco Baldelli in 2006.
- Smacked his 100th career home run at CIN (7/21/18) off Anthony DeSclafani.
- Has spent seven different stints on the Injured List including a fractured left foot in 2019 that ended his season after being traded to the Phillies.
- Named a 2012 Arizona Fall League All-Star for Salt River.

AWARDS & HONORS

**Rawlings National League
Gold Glove Award - Left Field**
2018: Pittsburgh

American League All-Star
2017: Tampa Bay (starter at DH)

National League Player of the Week
2014: Colorado - Aug. 11-17

MiLB.com Organization All-Star
2013: Colorado
2011: Colorado
2010: Colorado

MLBPAA Heart & Hustle Award
2018: Pittsburgh
2014: Colorado

Pacific Coast League Post-Season All-Star
2013: Colorado Springs (AAA)

Arizona Fall League All-Star
2012: Salt River

California League Mid-Season All-Star
2012: Modesto (A)

South Atlantic League Player of the Week
2011: Asheville - July 5-11

Pioneer League Mid-Season All-Star
2010: Casper (R)

Pioneer League Player of the Week
2010: Casper - Aug. 31 - Sept. 6

TOPPS Short-Season/Rookie All-Star
2010: Casper (R)

CAREER MILESTONE

Major League Debut
June 22, 2013 at Washington

First Career Major League Hit
June 22, 2013 at Washington
(1st inning, RBI double to CF off Dan Haren)

First Career Major League Home Run
July 28, 2013 vs. Milwaukee
(6th inning, solo home run, off Donovan Hand)

100th Career Major League Home Run
July 21, 2018 at Cincinnati
(5th inning, solo home run, off Anthony DeSclafani)



2021

- Began the season with the Marlins, but was traded on June 29, along with RHP Adam Cimber for INF Joe Panik and minor league RHP Andrew McInvale.
- Played in 109 games, his most in a season since 135 with the Pirates in 2018. His 5th season playing in 100 or more games.
- Hit six home runs, his lowest total since his rookie season with Colorado in 2013 when he hit five.
- All six of his home runs were hit against right-handed pitchers. Batted .277, 6 HR and 26 RBI vs. RHP and .234 with 0 HR and 3 RBI vs. LHP.
- Appeared in the No. 5 position in the batting order 24 games, his most of any slot in the lineup. Batted in eight different slots during the season.
- Batted .313 (5-16) as a pinch-hitter with three RBI.
- Recorded a four-hit game vs. SF (4/17) the 15th of his career.
- Hit four of his five triples on two-strike counts, T-3rd most in MLB behind only Ozzie Albies (ATL) and Luis Arraez (MIN) with five two-strike trifectas each.

BACKGROUND/PERSONAL

- Graduated from Brookhaven (MS) Academy where he lettered in baseball, basketball and football.
- Won three state championships in basketball.
- Was a quarterback in football and a shortstop in baseball before a torn labrum caused him to move to outfield and wide receiver. Had his No. 3 uniform number retired.
- Played college baseball at Meridian (MS) Community College for two season. His No. 23 was retired in February 2018.
- Signed his letter of intent to play at Mississippi State University.
- Resides in Madison, Mississippi, with his wife Beth Anne and two sons Davis (7) and Miller (4).

DICKERSON, COREY



Yadier Molina jumps into the arms of Jason Motte as St. Louis wins 6-2 over the Texas Rangers in Game 7 of the 2011 World Series to capture their 11th World Series Championship in franchise history, October 28, 2011 at Busch Stadium III.



BRENDAN DONOVAN

33

HEIGHT	WEIGHT	BATS/THROWS	BIRTH DATE	ML SERVICE
6-1	199	L/R	1/16/1997	0.000

FULL NAME: Brendan Michael Donovan

BORN: Wurzberg, Germany

OPENING DAY AGE: 25

BECAME CARDINAL: Selected in the 7th round (213th overall) of the June, 2018 First-Year Player Draft

CONTRACT STATUS: Signed through 2022

INFILDER



COMPLETE RECORD

Year	Team	AVG	G	AB	R	H	2B	3B	HR	RBI	SH	SF	HBP	BB	IBB	SO	SB	CS	GDP	SLG	OBP	E
2018	State College	.188	4	16	2	3	1	1	0	2	0	1	0	1	0	7	0	0	0	.375	.222	0
2019	Memphis	1.000	1	1	0	1	1	0	0	0	0	0	0	1	0	0	0	0	0	2.000	1.000	0
	Peoria	.266	113	402	70	107	26	3	8	53	0	4	11	63	1	91	4	2	3	.405	.377	9
2020	DID NOT PLAY -- NO MiLB SEASON																					
2021	Memphis	.288	33	111	23	32	5	0	6	25	0	1	4	15	0	23	4	2	0	.495	.389	4
	Springfield	.319	50	185	35	59	10	1	4	28	0	3	6	25	1	39	8	5	1	.449	.411	3
	Peoria	.295	25	95	15	28	6	0	2	13	0	0	4	10	0	15	7	1	2	.421	.385	4
MINOR TOTALS		.284	226	810	145	230	49	5	20	121	0	9	25	115	2	175	23	10	6	.431	.386	20

WILD CARD SERIES RECORD

Year	Team	AVG	G	AB	R	H	2B	3B	HR	RBI	SH	SF	HBP	BB	IBB	SO	SB	CS	GDP	SLG	OBP	E
2021	STL at LAD	TRAVELED WITH TEAM -- NOT ON ROSTER																				

CAREER NOTES

- Was born in Wurzberg, Germany, when his father, Jim, a former United States Army Combat Readiness Center (USACRC) Deputy Commander, was stationed overseas.
- Would be the 26th German-born player in Major League history to play a game dating back to 1883.
- Was selected to the 28-man roster for Germany in the 2021 World Baseball Classic before it was canceled.
- Enters the 2022 season rated as the No. 13 prospect in the Cardinals organization by *Baseball America*.
- Played for Glendale in the 2021 Arizona Fall League, where he was named to the Risings Stars Game.
- Traveled to Los Angeles as a member of the Cardinals Taxi Squad for the 2021 Wild Card Game, but was not on the official roster.
- Participated in early workouts and seminars as part of the Cardinals two-week instructional camp in January 2020.
- Ranked among 2019 Midwest League leaders in runs (70, 7th), OBP (.377, 7th), walks (63, T6th), OPS (.783, 6th) and doubles (26, T7th).
- Suffered a wrist injury four games into his professional career while at State College (SS-A) in 2018.

AWARDS & HONORS

- Arizona Fall League Rising Star**
2021: Glendale Desert Dogs
- AAA East Offensive Player of the Week**
2021: Memphis (AAA) - Sept. 6-12
- MiLB.com Organizational All-Star**
2019: St. Louis Cardinals (Peoria-A)
- Midwest League Hitter of the Week**
2019: Peoria (A) - July 15-21
- Midwest League Player of the Month**
2019: Peoria (A)
- Sun Belt Conference Tournament Most Outstanding Player**
2017: University of South Alabama



2021

- Played at three levels during the season, finishing the year at Memphis (AAA), playing in 108 games total.
- Played six different positions starting 103 games with 29 at third base, 27 at second base, 19 at first base, 16 in left field, 10 at shortstop and 2 in right field.
- Batted combined .304 with 12 HR and 66 RBI with 19 stolen bases in 27 attempts and a .399 on-base percentage.
- Ran off a 24-game on-base streak at Memphis (8/26-9/24), the longest by a member of the Redbirds during the season with a .464 OBP during the stretch.
- Ranked among Cardinals minor league leaders in batting (.304, 5th), on-base percentage (.399, 6th), OPS (.854, 7th), runs (73, 2nd), hits (119, 3rd), doubles (21, T-8th), RBI (66, 5th), total bases (178, T-6th), stolen bases (19, 3rd), walks (50, 6th), hit by pitch (14, 4th) and sacrifice flies (4, T-4th).
- Named AAA East Offensive Player of the Week (Sept. 6-12), batting .474 (9-19) with 2 HR, 8 RBI, 3 SB and 8 runs.
- Hit his second career grand slam coming at Wisconsin (6/3), a two-out shot to give Peoria a 7-6 lead after trailing 6-2 entering the inning.
- Played for Glendale in the Arizona Fall League where he appeared at five different positions (1B, 2B, 3B, SS, RF).

2021 POSTSEASON: Traveled with the Cardinals to Los Angeles as a member of the Taxi Squad for the 2021 Wild Card Game but was not on the official roster.

BACKGROUND/PERSONAL

- Was born in Würzburg, Germany, when his father Jim, a former United States Army Combat Readiness Center (USACRC) Deputy Commander, was stationed overseas.
- Would be the 26th German-born player in Major League history to play a game dating back to 1883.
- Played amateur baseball at Enterprise (Ala.) High School lettering all four years while lettering two years in football.
- Attended and played collegiate baseball at the University of South Alabama, the same college as 2011 St. Louis Cardinals World Series MVP David Freese.
- Listed his favorite athlete as Cardinals infielder Matt Carpenter in his college bio.
- Named Sun Belt Conference Tournament Most Outstanding Player in 2017, batting .438 with a tournament clinching walk-off single in the 10th inning to give the Jaguars their first Conference Title since 2005 when David Freese was a member of the squad.
- Played for the Hyannis Mets in the Cape Cod League during the summer of 2017, batting .138 with 2 HR, 11 RBI over 28 games with a .294 on-base percentage.
- Resides in Madison, Alabama.

DOHOVAN, BRENDAN



Adam Wainwright makes his only career appearance at Busch Stadium II in his Major League debut vs. the Mets, which was caught by Mike Mahoney (his only career game catching Wainwright), September 11, 2005.



TOMMY EDMAN

19

HEIGHT	WEIGHT	BATS/THROWS	BIRTH DATE	ML SERVICE
5-10	185	S/R	5/9/1995	2.114

FULL NAME: Thomas Hyunsu Edman

BORN: San Diego, California

OPENING DAY AGE: 26 (Turns 27 on May 9)

BECAME CARDINAL: Selected in the sixth round (196th overall) of the June, 2016 First-Year Player Draft

CONTRACT STATUS: Signed through 2022

MLB DEBUT: June 8, 2019 at Chicago Cubs

INFIELDER



EDMAN, TOMMY

COMPLETE RECORD

Year Team	AVG	G	AB	R	H	2B	3B	HR	RBI	SH	SF	HBP	BB	IBB	SO	SB	CS	GDP	SLG	OBP	E
2016 State College	.286	66	255	*61	73	14	5	4	33	0	4	3	*48	0	29	19	3	4	.427	.400	7
2017 Peoria	.284	38	155	24	44	8	5	2	18	1	2	1	15	2	19	8	2	3	.439	.347	5
Palm Beach	.257	18	70	7	18	2	1	1	11	2	1	2	7	0	18	0	1	1	.357	.338	6
Springfield	.247	63	219	20	54	12	2	2	26	1	2	1	16	0	34	5	2	6	.347	.298	5
2018 Memphis	.318	17	66	13	21	0	1	1	5	0	2	0	8	0	11	3	0	1	.394	.382	1
Springfield	.299	109	452	71	135	23	3	6	36	4	4	3	35	0	76	27	5	4	.403	.350	16
2019 ST. LOUIS	.304	92	326	59	99	17	7	11	36	0	0	7	16	0	61	15	1	3	.500	.350	5
Memphis	.305	49	197	39	60	12	4	7	29	2	2	2	15	0	33	9	0	2	.513	.356	1
2020 ST. LOUIS	.250	55	204	29	51	7	1	5	26	0	2	5	16	0	48	2	4	5	.368	.317	7
2021 ST. LOUIS	.262	159	*641	91	168	41	3	11	56	2	4	6	38	1	95	30	5	4	.387	.308	7
MINOR TOTALS	.286	360	1414	235	405	71	21	23	158	10	17	12	144	2	220	71	13	21	.415	.353	41
MAJOR TOTALS	.272	306	1171	179	318	65	11	27	118	2	6	18	70	1	204	47	10	12	.415	.321	19

*Led League

Note: Major League Uniform Numbers Worn: 19 (2019-present)

WILD CARD RECORD

Year Team	AVG	G	AB	R	H	2B	3B	HR	RBI	SH	SF	HBP	BB	IBB	SO	SB	CS	GDP	SLG	OBP	E
2020 STL at SD	.214	3	14	2	3	0	0	0	0	0	0	0	0	0	3	0	0	0	.214	.214	1
2021 STL at LAD	.600	1	5	1	3	0	0	0	0	0	0	0	0	0	1	2	0	0	.600	.600	0
W.C. TOTALS	.316	4	19	3	6	0	0	0	0	0	0	0	0	0	4	2	0	0	.316	.316	1

DIVISION SERIES RECORD

Year Team	AVG	G	AB	R	H	2B	3B	HR	RBI	SH	SF	HBP	BB	IBB	SO	SB	CS	GDP	SLG	OBP	E
2019 STL vs. ATL	.316	5	19	3	6	3	1	0	2	0	0	0	2	0	2	0	0	1	.579	.381	0

LEAGUE CHAMPIONSHIP SERIES RECORD

Year Team	AVG	G	AB	R	H	2B	3B	HR	RBI	SH	SF	HBP	BB	IBB	SO	SB	CS	GDP	SLG	OBP	E
2019 STL vs. WSH	.000	4	14	0	0	0	0	0	1	0	0	0	1	0	5	0	0	0	.000	.067	0



REGULAR SEASON FIELDING RECORD

Position	PCT	G	PO	A	E	TC	DP
Second Base*	.989	167	243	393	7	643	87
Shortstop	.964	17	23	30	2	55	7
Third Base	.964	86	46	113	6	165	11
Outfield	.964	75	105	2	4	111	0

Note: Rawlings Gold Glove (1): 2021*

2021: Led Major League second basemen in outs above average (13) and runs prevented (10).
Led National League second basemen in SABR Defensive Index (6.5).

2021 SEASON HIGHS

Most Hits: 4, twice. Last: 8/28 at Pittsburgh
Most Runs: 3, 6/20 at Atlanta
Most 2Bs: 2, three times. Last: 8/19 vs. Milwaukee
Most HRs: 2, 5/26 at Chicago White Sox
Most RBI: 3, three times. Last: 8/27 at Pittsburgh
Most BBs: 2, twice. Last: 5/28 at Arizona
Most SBs: 2, twice. Last: 9/21 at Milwaukee
Longest Hitting Streak: 12 games, 4/4-4/17

CAREER HIGHS

Most Hits: 4, twice. Last: 8/28/21 at Pittsburgh
Most Runs: 3, four times. Last: 6/20/21 at Atlanta
Most 2Bs: 2, four times. Last: 8/19/21 at Milwaukee
Most HRs: 2, twice. Last: 5/26/21 at Chicago White Sox
Most RBI: 4, 7/18/19 at Cincinnati
Most BBs: 2, 10 times. Last: 5/28/21 at Arizona
Most SBs: 2, three times. Last: 9/21/21 at Milwaukee
Longest Hitting Streak: 12 games, 4/4-4/17/21
Multi-HR Games: 2. Last: 5/26/21 at Chicago White Sox
Lead-Off HR: 4. Last: 10/3/21 vs. Chicago Cubs (Alec Mills)
Pinch-Hit HR: 2. Last: 7/10/21 at Chicago Cubs (Adam Morgan)
Grand Slams: 1. 7/18/19 at Cincinnati (Robert Stephenson)
Game-Ending HR: n/a
Extra-Inning HR: n/a

CAREER NOTES

- 2021 recipient of the Rawlings National League Gold Glove Award at second base. Appeared primarily at second base (115 starts) while also starting 35 games in right field.
- Joined Kolten Wong (2019-20) and Fernando Viña (2001-02) as the only second basemen to win the award in franchise history.
- Before 2021, Edman had played only 37 Major League games at second base. According to *Elias*, only four players in MLB history (excluding rookies and pitchers) played fewer games at their position entering their Gold Glove-winning season: 1999 Pokey Reese at 2B (11 games), 1983 Ryne Sandberg at 2B (25), 2021 Marcus Semien at 2B (29) and 1957 Frank Malzone at 3B (33).
- Has played in 306 games at six different positions over his first three Major League seasons, appearing at second base (167), third base (86), right field (66), shortstop (17), left field (9) and centerfield (1).
- His 641 at-bats in 2021 led the National League and were the most by a Cardinal since Garry Templeton (672 in 1979). Became the first Cardinal to lead the NL in at-bats since Lou Brock (689 in 1967).
- Swiped 30 bags in 2021, becoming the first Cardinal with 30 or more steals since Edgar Renteria (34 in 2003).
- Hit 11 home runs and 41 doubles while swiping 30 bags in 2021 to join Whit Merrifield (10, 42, 40) as the only two MLB players with 10+ HR, 40+ doubles, and 30+ stolen bases.
- Became the third Cardinal and first switch-hitter with 10+ HR, 40+ doubles, and 30+ stolen bases in a season, joining Edgar Renteria in 2003 (11, 47, 34) and Ray Lankford in 1992 (20, 40, 42).
- Among switch-hitters, Edman is one of 12 in Major League history with 10+ HR, 40+ doubles, and 30+ stolen bases, and the first since Jimmy Rollins and Brian Roberts in 2009.
- Switch-hitter batting a career .288/.329/.518 (79-274) from the right side and .266/.319/.384 (239-897) from the left.
- Batting .325 (50-154) in Close & Late situations since 2019, ranking 7th-best in all of Major League Baseball and tops among switch-hitters.
- Doubled off current teammate Steven Matz for his first career Major League hit (June 14, 2019 at Citi Field).
- Has appeared in all 13 Cardinals postseason games over the last three (2019-21) seasons.



2021

NL Ranks: Games (159, T-3rd), hits (168, 7th), multi-hit games (43, T-8th), doubles (41, 2nd), stolen bases (30, 2nd), stolen base pct. (85.7, 4th), at-bats (641, 1st), plate appearances (691, 2nd), singles (113, 4th), AB/SO (6.7, 4th), pitches faced (2,608, T-4th), groundballs hit (255, 2nd), line drives (139, 1st), pct. of pitches put in play (21.2, 4th), pct. of swings put in play (44.6, 7th), lowest pct. of swings that missed (14.8, 5th), pct. of swings on first pitch (21.3, 7th), base running runs (6.56, *1st), baserunning WAR (1.0, 1st).

- Ranked 2nd among MLB switch-hitters in hits and doubles.
- His 168 hits were the most by a Cardinals switch-hitter since Felix Jose (173 in 1991).
- His 41 doubles ranked 3rd-most in Cardinals franchise history among switch-hitters behind Frankie Frisch (46 in 1930) and Red Schoendienst (43 in 1950).
- Recipient of the NL Gold Glove Award at second base. Played primarily at second (115 starts) while also starting 35 games in right field and three at shortstop.
- Joins Kolten Wong (2019-20) and Fernando Viña (2001-02) as second basemen to win the award in franchise history.
- Along with Nolan Arenado, Paul Goldschmidt, Tyler O'Neill, and Harrison Bader, St. Louis became the first team in MLB history to feature five Gold Glove winners in a season. Also marked the 31st time that St. Louis boasted multiple winners in the same season and 4th instance the franchise has had at least four winners (1963, 2002, 2003, 2021).
- With Arenado and Goldschmidt, also marked the 2nd time St. Louis had three Gold Glove infielders in the same year (Fernando Viña, Scott Rolen and Edgar Renteria in 2002).
- Led all MLB second basemen in Outs Above Average (13) and ranked T2nd among NL 2B in Defensive Runs Saved (6).
- His five errors were tied for the fewest among all second basemen with at least 1000.0 innings played.
- His 641 at-bats were the most by a Cardinal since Garry Templeton (672 in 1979). Became the first Cardinal to lead the NL in at-bats since Lou Brock (689 in 1967).
- Became the first Cardinal with 30 or more steals since Edgar Renteria (34 in 2003).
- Hit 11 home runs and 41 doubles while swiping 30 bags, joining Whit Merrifield (10, 42, 40) as the only MLB players in 2021 with 10+ HR, 40+ doubles, and 30+ stolen bases.
- Became the third Cardinal and first switch-hitter with 10+ HR, 40+ 2B, and 30+ SB, joining Edgar Renteria in 2003 (11, 47, 34) and Ray Lankford in 1992 (20, 40, 42).
- Among switch-hitters, Edman is one of 12 in MLB history with 10+ HR, 40+ doubles, and 30+ stolen bases and the first since Jimmy Rollins and Brian Roberts in 2009.
- Totaled 24 infield hits, trailing only Trea Turner (28) in the NL.
- Named NL Player of the Week for the Aug. 23-29 period. Hit .462/.808 (12-26) with seven runs, two homers, three doubles, 10 RBI, two SB, and a 1.290 OPS in six games.
- Won MLB's Play of the Week award for the August 30-Sept. 5 Period. Trailing by eight runs in the bottom of the second inning against the Reds at Great American Ball Park, Edman raced into foul territory to make an inning-ending catch while tumbling over the tarp and into the netting.

AWARDS & HONORS

**Rawlings National League
Gold Glove Award - Second Base**
2021: St. Louis

National League Player of the Week
2021: St. Louis - August 23-29

Major League Baseball Play of the Week
2021: St. Louis - September 1 at Cincinnati (G2)

**MLB Players Alumni Association
Heart and Hustle Award Nominee**
2021: St. Louis

**Baseball America MLB All-Rookie Team
Third Base**
2019: St. Louis

**Baseball Digest MLB All-Rookie Team
Third Base**
2019: St. Louis

Pacific Coast League Championship
2018: Memphis (AAA)

Triple-A National Championship
2018: Memphis (AAA)

Texas League Mid-Season All-Star
2018: Springfield (AA)

New York-Penn League Mid-Season All-Star
2016: State College (SS-A)

New York-Penn League Champions
2016: State College (SS-A)

**Most Outstanding Player
NCAA Bloomington Regional**
2014: Stanford University

High School National Merit Scholar
2013: La Jolla High School

2021 POSTSEASON: Went 3-for-5 with a run scored and two stolen bases in the 3-1 loss to Los Angeles at Dodger Stadium in the Wild Card Game...his three hits gave him six career in Wild Card play, tying Yadier Molina for most all-time by a Cardinal...he became just the third Cardinal to have three hits and two stolen bases in a postseason game, joining Lou Brock (1967 & 1968) and Edgar Renteria (2000).



10+ HR, 40+ 2B, & 30 SB IN A SEASON

2021 MLB	Team	HR	2B	SB
Whit Merrifield	Royals	10	42	40
Tommy Edman	Cardinals	11	41	30

All-Time Cardinals	Season	HR	2B	SB
Ray Lankford	1992	20	40	42
Edgar Renteria	2003	13	47	34
Tommy Edman	2021	11	41	30

All-Time MLB Switch-Hitters		HR	2B	SB
Howard Johnson	1989 Mets	36	41	41
Devon White	1991 Blue Jays	17	40	33
	1993 Blue Jays	15	42	34
Roberto Alomar	1999 Indians	24	40	37
	2000 Indians	19	40	39
Carlos Beltran	2002 Royals	29	44	35
Jimmy Rollins	2004 Phillies	14	43	30
	2006 Phillies	25	45	36
	2009 Phillies	21	43	31
Brian Roberts	2007 Orioles	12	42	30
	2009 Orioles	16	56	50
Tommy Edman	2021 Cardinals	11	41	30

CARDINALS TO LEAD THE NL IN AT-BATS

Season	Cardinal	At-Bats
2021	Tommy Edman	641
1967	Lou Brock	689
1964	Curt Flood	679
1963	Curt Flood	662
1957	Don Blasingame	650
1950	Red Schoendienst	642
1947	Red Schoendienst	659
1946	Stan Musial	624
1942	Jimmy Brown	606
1939	Jimmy Brown	645
1937	Joe Medwick	633
1934	Jack Rothrock	647
1930	Taylor Douthit	664
1920	Milt Stock	639
1906	Pug Bennett	595
1901	Jesse Burkett	601

BACKGROUND/PERSONAL

- Graduated from La Jolla Country Day School in San Diego, Calif. in 2013, where he was a National Merit Scholar and AP Scholar with a 4.48 GPA.
- Four-time varsity letterman at shortstop and was team captain as a junior and senior.
- Is the school career recorder holder in hits, doubles, runs, stolen bases and ERA.
- Also played varsity water polo for two years.
- His father, John, who was a four-year starting shortstop at Williams (Mass.) College, coaches baseball and teaches math at La Jolla. Later attended Graduate School at the University of Michigan and was a volunteer assistant coach for the Wolverines.
- Played three seasons of college baseball at Stanford University (2014-16).
- As a junior in 2016, recognized as First-Team All-Pac 12 and CoSIDA Academic All-American Second Team Baseball honors.
- Named the 2014 Most Outstanding Player in the Bloomington (Ind.) Regional batting .417 (10-24) and hitting a regional clinching walk-off home run to eliminate host Indiana and advance to the Super Regional against Vanderbilt. Marked the first left-handed home run of his life.
- Majoring in Math & Computational Science at Stanford, Edman posted the highest GPA of any Stanford baseball player in the last 40 years.
- Was teammates at Stanford with MLB first round picks Alex Blandino (2014 Reds), Cal Quantrill (2016 Padres) and Nico Hoerner (2018 Cubs).
- Completed his degree during the fall semester of 2016 after being drafted by St. Louis.
- His mother, Maureen, was born in South Korea and moved to the United States as a child.
- His older brother, John, is a Baseball R&D and Data Quality Engineer in the Minnesota Twins Technology Department. Previously interned in Baseball Operations for the Padres.
- His younger sister, Elise, played college volleyball at Davidson (N.C.) College.
- He and his wife, Kristen, were married during the 2019 off-season and had to postpone their wedding several weeks due to the Cardinals making the postseason.
- Tommy and his brother, Johnny, grew up as Detroit Tigers fan while living in Michigan in the 1990s.
- Resides in San Diego, California.

EDMAN, TOMMY



SETH ELLEDGE

HEIGHT	WEIGHT	BATS/THROWS	BIRTH DATE	ML SERVICE
6-3	230	R/R	5/20/1996	0.160

FULL NAME: Seth Wayne Elledge

BORN: Dallas, Texas

OPENING DAY AGE: 25 (Turns 26 on May 20)

BECAME CARDINAL: Acquired from the Seattle Mariners in exchange for RHP Sam Tuivailala, July 27, 2018

CONTRACT STATUS: Signed through 2022

MLB DEBUT: August 16, 2020 at Chicago White Sox

PITCHER



COMPLETE RECORD

Year	Team	W-L	ERA	G	GS	CG	GF	SHO	SV	IP	H	R	ER	HR	HBP	BB	IBB	SO	WP	BK	BA
2017	Everett	0-0	4.50	4	0	0	2	0	0	4.0	2	2	2	0	1	2	0	7	0	0	.154
	Clinton	3-0	3.00	15	0	0	11	0	5	21.0	14	8	7	1	0	6	1	35	1	1	.182
2018	Modesto	5-1	1.17	31	0	0	27	0	9	38.1	18	10	5	1	2	15	0	54	3	0	.140
	Springfield	3-1	4.32	13	0	0	11	0	4	16.2	13	10	8	3	0	6	2	20	3	0	.220
2019	Springfield	3-3	3.78	26	0	0	13	0	3	33.1	34	15	14	3	1	13	2	43	7	0	.276
	Memphis	3-1	4.72	21	3	0	2	0	0	34.1	28	18	18	3	1	19	0	32	7	0	.233
2020	ST. LOUIS	1-0	4.63	12	0	0	5	0	0	11.2	11	6	6	2	1	8	0	14	2	0	.262
	Memphis	2-2	6.56	30	0	0	8	0	2	35.2	44	28	26	3	2	22	1	46	4	0	.299
2021	ST. LOUIS	0-0	4.63	11	0	0	2	0	0	11.2	13	6	6	1	1	7	0	11	1	0	.302
MINOR TOTALS		19-8	3.93	140	3	0	74	0	23	183.1	153	91	80	14	7	83	6	237	25	1	.229
MAJOR TOTALS		1-0	4.63	23	0	0	7	0	0	23.1	24	12	12	3	2	15	0	25	3	0	.282

Note: Major League Uniform Numbers Worn: 61 (2020-21)

REGULAR SEASON FIELDING RECORD

Position	PCT	G	PO	A	E	TC	DP
Pitcher	1.000	23	1	0	0	1	0

REGULAR SEASON BATTING RECORD

Year	Team	AVG	G	AB	R	H	2B	3B	HR	RBI	SH	SF	HBP	BB	IBB	SO	SB	CS	GDP	SLG	OBP	E
2021	ST. LOUIS	.000	11	2	0	0	0	0	0	0	0	0	0	0	0	0	0	0	0	.000	.000	0
MAJOR TOTALS		.000	11	2	0	0	0	0	0	0	0	0	0	0	0	0	0	0	0	.000	.000	0



CAREER TRANSACTIONS

- Selected by the Seattle Mariners in the 4th round (123rd overall) of the June, 2017 First-Year Player Draft.
- Acquired by the St. Louis Cardinals from the Seattle Mariners in exchange for RHP Sam Tuivailala, July 27, 2018.

2021 SEASON HIGHS

Most IP: 2.0, 6/2 at Los Angeles Dodgers
Most Strikeouts: 3, twice. Last: 6/27 vs. Pittsburgh
Most Walks: 2, 5/14 at San Diego
Most Runs Allowed: 3, 5/21 vs. Chicago Cubs
Most ER Allowed: 3, 5/21 vs. Chicago Cubs
Most Hits Allowed: 4, 5/21 vs. Chicago Cubs
Most HRs Allowed: 1, 6/12 at Chicago Cubs
Longest Winning Streak: n/a
Longest Losing Streak: n/a
Longest Scoreless Streak: 2.1 IP, twice. Last: 5/31-6/2

CAREER HIGHS

Most IP: 2.1, 8/16/20 at Chicago White Sox
Most Strikeouts: 5, 8/16/20 at Chicago White Sox
Most Walks: 3, 8/20/20 vs. Cincinnati
Most Runs Allowed: 3, twice. Last: 5/21/21 vs. Chicago Cubs
Most ER Allowed: 3, twice. Last: 5/21/21 vs. Chicago Cubs
Most Hits Allowed: 4, twice. Last: 5/21/21 vs. Chicago Cubs
Most HRs Allowed: 1, 3x. Last: 6/12/21 at Chicago Cubs
Longest Winning Streak: 1 game, 8/20/20-present
Longest Losing Streak: n/a
Longest Scoreless Streak: 5.2 IP, 9/7-9/21/20

CAREER NOTES

- Was acquired by the Cardinals in a July 2018 trade from the Mariners for RHP Sam Tuivailala as a 22-year old. Made his Major League debut during the COVID-19 shortened-season of 2020 after 110 minor league appearances.
- Rated as having the "Best Slider" in the Cardinals organization following the 2021 season by Baseball America's "Best Tools" survey.
- Made his Major League debut at Chicago White Sox (8/16/20) and struck out five batters over 2.1 scoreless innings, becoming the first Cardinals reliever since Tom Cheney (4/21/57) to strike out five or more batters in 2.1 or more scoreless innings in his MLB debut.
- Earned his first Major League win vs. Cincinnati (8/20/20) as the Cardinals rallied for their first walk-off win of the 2020 season (5-4) in his 3rd career appearance. The win was his first at Busch Stadium making him the 11th Cardinals pitcher in Busch Stadium III history to earn a win in his first home appearance and first since Luke Weaver in 2016.
- Pitched in the Arizona Fall League for Glendale in 2019 making eight appearances.
- Ascended to Double-A in his second year of professional baseball in the Mariners organization following his drafting by Seattle out of Dallas Baptist University in June 2017.
- Has converted 23-of-35 career save opportunities in the minor leagues.
- Averages 11.63 strikeouts/9 IP over 183.1 minor league innings.

2021

- Began the 2021 season at the Alternate Training Site, but was recalled to St. Louis on April 29, prior to the minor league season launching in Memphis (AAA).
- Appeared in 11 games for St. Louis, all in relief, and all Cardinals losses.
- Allowed only one home run to 52 total batters faced, a solo home run to Joc Pederson (6/12) at Wrigley Field.

AWARDS & HONORS

Arizona Fall League Rising Stars
 2019: Glendale

California League Mid-Season All-Star
 2018: Modesto (A)

AABC Connie Mack World Series Champions
 2014: Dallas D-Bat Gallegos

CAREER MILESTONES

Major League Debut
 August 16, 2020 at Chicago White Sox

First Major League Win
 August 20, 2020 vs. Cincinnati

First Major League Strikeout
 August 16, 2020 at Chicago White Sox (5th inning, Edwin Encarnacion, looking)

- Tossed seven scoreless outings, with a season-high 2.0 innings at LAD (6/2).
- Struck out a season-high three batters twice at LAD (6/2) and vs. PIT (6/27).
- Held his opposition to a .174 BA in June (4-23, HR) with a 2.70 ERA over six appearances.
- Appeared in 30 games for Memphis, ranking 5th on the staff, while averaging 11.6 strikeouts/9 IP over 35.2 innings.
- Tied for the Memphis team lead with Jesús Cruz, notching seven Holds.
- Rated as having the "Best Slider" in the Cardinals organization following the season by Baseball America's "Best Tools" survey.


CARDINALS PITCHERS RECORDING A WIN IN THEIR BUSCH STADIUM III DEBUT

DATE	PITCHER	OPPONENT	SCORE	START/RELIEF	INNINGS
8/20/2020	Seth Elledge	Cincinnati	5-4	Relief	1.0
8/26/2016	Luke Weaver	Oakland	3-1	Start	6.0
5/3/2015	Miguel Socolovich	Pittsburgh	3-2 (14)	Relief	1.0
8/3/2014	John Lackey	Milwaukee	3-2	Start	7.0
8/2/2014	Justin Masterson	Milwaukee	9-7	Start	6.0
6/16/2014	Nick Greenwood	New York (NL)	6-2	Relief	3.1
5/14/2013	John Gast	New York (NL)	10-4	Start	6.0
7/29/2011	Edwin Jackson	Chicago (NL)	9-2	Start	7.0
4/14/2010	Brad Penny	Houston	2-1	Start	7.0
8/9/2007	Joel Pineiro	San Diego	5-0	Start	7.0
4/15/2006	Sidney Ponson	Cincinnati	9-3	Start	6.1

**Research Courtesy of Elias Sports Bureau*

BACKGROUND/PERSONAL

- Played college baseball at Dallas Baptist University where he played on three straight NCAA Regional Qualifying teams (2015-17).
- Left Dallas Baptist as the all-time saves leader with 27.
- Led the Missouri Valley Conference and ranked 7th in NCAA Division 1 in saves in 2016. Ranked 2nd in the Missouri Valley Conference and 17th in NCAA Division 1 in saves in 2017.
- In 2016 was a First Team All-Missouri Valley Conference relief pitcher and MVC First Team Scholar Athlete.
- Played summer ball in the Cape Cod League in 2016 for the Falmouth Commodores and for the Altamonte Springs Boom in 2015 where he was Florida League Reliever of the Year.
- Was a member of the Dallas D-Bat Gallegos team which won the 2014 Connie Mack World Series.
- Graduated from Frisco Centennial (TX) High School.
- Resides in Frisco, Texas.



The 2011 World Series Champion St. Louis Cardinals postgame celebration, October 28, 2011.



JUNIOR FERNÁNDEZ

44

HEIGHT	WEIGHT	BATS/THROWS	BIRTH DATE	ML SERVICE
6-3	220	R/R	3/2/1997	1.112

FULL NAME: Junior Fabio Fernández
BORN: Santo Domingo Centro, Dominican Republic
OPENING DAY AGE: 25
BECAME CARDINAL: Signed as an international free agent, July 2, 2014
CONTRACT STATUS: Signed through 2022
MLB DEBUT: August 11, 2019 vs. Pittsburgh

PITCHER

COMPLETE RECORD

Year	Team	W-L	ERA	G	GS	CG	GF	SHO	SV	IP	H	R	ER	HR	HBP	BB	IBB	SO	WP	BK	BA
2014	DSL Cardinals	0-5	5.79	7	6	0	0	0	0	28	29	25	18	1	5	12	0	13	7	0	.276
2015	Palm Beach	0-0	1.35	2	1	0	0	0	0	6.2	8	2	1	0	0	2	0	5	2	0	.308
	GCL Cardinals	3-2	3.88	11	9	0	0	0	0	51	54	27	22	0	5	15	0	58	7	1	.274
2016	Palm Beach	2-2	5.36	10	6	0	1	0	0	43.2	48	29	26	4	3	20	0	25	2	0	.271
	Peoria	6-5	3.33	14	14	0	0	0	0	78.1	71	37	29	3	5	34	0	63	7	0	.244
2017	Palm Beach	5-3	3.69	16	16	1	0	0	0	90.1	82	41	37	5	7	39	1	58	7	2	.249
2018	Springfield	0-0	5.14	16	0	0	2	0	0	21	19	12	12	1	0	16	2	17	1	0	.253
	Palm Beach	1-0	0.00	8	0	0	5	0	3	9.2	9	2	0	0	2	2	0	7	0	0	.265
2019	ST. LOUIS	0-1	5.40	13	0	0	5	0	0	11.2	9	7	7	2	4	6	0	16	2	0	.205
	Memphis	2-1	1.48	18	0	0	5	0	2	24.1	17	6	4	0	2	11	0	27	1	1	.191
	Springfield	1-1	1.55	18	0	0	11	0	5	29	18	6	5	0	1	11	1	42	5	0	.176
	Palm Beach	0-0	1.54	9	0	0	8	0	4	11.2	8	2	2	0	1	8	0	11	1	0	.190
2020	ST. LOUIS	0-0	18.00	3	0	0	2	0	0	3.0	6	6	6	1	0	2	0	2	0	0	.429
2021	Memphis	1-2	6.28	13	0	0	7	0	1	14.1	18	11	10	3	1	5	0	22	0	0	.305
	ST. LOUIS	1-0	5.66	18	0	0	11	0	0	20.2	25	13	13	2	0	15	1	15	1	1	.305
MINOR TOTALS		21-21	3.66	142	52	1	39	0	15	408.0	381	200	166	17	32	175	4	348	40	4	.250
MAJOR TOTALS		1-1	6.62	34	0	0	18	0	0	35.1	40	26	26	5	4	23	1	33	3	1	.286

Note: Major League Uniform Numbers Worn: 44 (2019-present)

REGULAR SEASON FIELDING RECORD

Position	PCT	G	PO	A	E	TC	DP
Pitcher	.750	34	0	3	1	4	0

REGULAR SEASON BATTING RECORD

Year	Team	AVG	G	AB	R	H	2B	3B	HR	RBI	SH	SF	HBP	BB	IBB	SO	SB	CS	GDP	SLG	OBP	E
2021	ST. LOUIS	.000	18	1	0	0	0	0	0	0	0	0	0	0	0	1	0	0	0	.000	.000	0
MAJOR TOTALS		.000	34	1	0	0	0	0	0	0	0	0	0	0	0	1	0	0	0	.000	.000	1



CAREER TRANSACTIONS

- Signed by the St. Louis Cardinals as an international free agent, July 2, 2014.
- On St. Louis 10-day Injured List, August 4 - 26, 2020.
- On St. Louis 10-day Injured List (torn right lat), September 3, 2021 - end of the season.

2021 SEASON HIGHS

Most IP: 2.2, 5/25 at Chicago White Sox
Most Strikeouts: 2, 4x. Last: 8/28 at Pittsburgh
Most Walks: 2, 4x. Last: 6/17 at Atlanta
Most Runs Allowed: 4, 6/8 vs. Cleveland
Most ER Allowed: 4, 6/8 vs. Cleveland
Most Hits Allowed: 5, 6/8 vs. Cleveland
Most HRs Allowed: 1, twice. Last: 9/1 at Cincinnati
Longest Scoreless Streak: 6.2 IP, 5/25-6/2

CAREER HIGHS

Most IP: 2.2, 5/25/21 at Chicago White Sox
Most Strikeouts: 3, 9/14/19 vs. Milwaukee
Most Walks: 2, 7x. Last: 6/17/21 at Atlanta
Most Runs Allowed: 6, 8/28/20 vs. Cleveland
Most ER Allowed: 6, 8/28/20 vs. Cleveland
Most Hits Allowed: 6, 8/28/20 vs. Cleveland
Most HRs Allowed: 1, 5x. Last: 9/1/21 at Cincinnati
Longest Scoreless Streak: 7.2 IP, 8/14-9/14/19

CAREER NOTES

- Was on the Opening Day (30-man) roster for the first time in his career in 2020, but was recalled for the 2021 season after Opening Day on May 15.
- Rated as having the "Best Changeup" in the Cardinals organization in the 2018 and 2020 seasons by *Baseball America*.
- Converted to a starting pitcher in 2018 and made the move from Palm Beach (High-A) to St. Louis during the 2019 season.
- Made his MLB debut (7th Cardinal in 2019) vs. PIT (8/11/19) and allowed two runs in 2/3 of an inning with two strikeouts.
- Suffered a blown save on 9/15/19, allowing Ryan Braun grand slam in the 9th. Prior to that, had not allowed a home run all of the 2019 season in the Majors or Minors.
- Has allowed 10 of his 36 career runs against Cleveland (45.00 ERA) over two appearances between (2020-21) with a 4.32 ERA against all other MLB opponents.
- Led all Cardinals 2019 minor league pitchers with 11 saves.
- Participated in early workouts and seminars as part of the 2019 Cardinals Spring Training Early Program (S.T.E.P.).
- Was on the 40-man roster at the end of the 2019 regular season, but not selected for the postseason roster.
- 2017 Florida State League Mid-Season All-Star and pitched two-thirds of a scoreless inning with a strikeout.
- Racked up a career-high 10 strikeouts over 8.0 innings vs. Wisconsin (4/23/16).

AWARDS & HONORS

Cardinals Minor League Pitcher of the Month
 2019: Springfield (AA) - May

Baseball America
Best Changeup - Florida State League
 2019: Palm Beach (High-A)

Florida State League Mid-Season All-Star
 2017: Palm Beach (High-A)

Florida State League Pitcher of the Week
 2017: Palm Beach (High-A) - April 17-23
 2017: Palm Beach (High-A) - May 8-14

CAREER MILESTONES

Major League Debut
 August 11, 2019 vs. Pittsburgh

First Major League Win
 August 19, 2021 vs. Milwaukee

First Major League Strikeout
 August 11, 2019 vs. Pittsburgh
 (6th inning, Elias Díaz, looking)



CAREER TRANSACTIONS

- Signed by the St. Louis Cardinals as an international free agent, July 2, 2014.
- On St. Louis 10-day Injured List, August 4 - 26, 2020.
- On St. Louis 10-day Injured List (torn right lat), September 3, 2021 - end of the season.

2021 SEASON HIGHS

Most IP: 2.2, 5/25 at Chicago White Sox
Most Strikeouts: 2, 4x. Last: 8/28 at Pittsburgh
Most Walks: 2, 4x. Last: 6/17 at Atlanta
Most Runs Allowed: 4, 6/8 vs. Cleveland
Most ER Allowed: 4, 6/8 vs. Cleveland
Most Hits Allowed: 5, 6/8 vs. Cleveland
Most HRs Allowed: 1, twice. Last: 9/1 at Cincinnati
Longest Scoreless Streak: 6.2 IP, 5/25-6/2

CAREER HIGHS

Most IP: 2.2, 5/25/21 at Chicago White Sox
Most Strikeouts: 3, 9/14/19 vs. Milwaukee
Most Walks: 2, 7x. Last: 6/17/21 at Atlanta
Most Runs Allowed: 6, 8/28/20 vs. Cleveland
Most ER Allowed: 6, 8/28/20 vs. Cleveland
Most Hits Allowed: 6, 8/28/20 vs. Cleveland
Most HRs Allowed: 1, 5x. Last: 9/1/21 at Cincinnati
Longest Scoreless Streak: 7.2 IP, 8/14-9/14/19

CAREER NOTES

- Was on the Opening Day (30-man) roster for the first time in his career in 2020, but was recalled for the 2021 season after Opening Day on May 15.
- Rated as having the “Best Changeup” in the Cardinals organization in the 2018 and 2020 seasons by *Baseball America*.
- Converted to a starting pitcher in 2018 and made the move from Palm Beach (High-A) to St. Louis during the 2019 season.
- Made his MLB debut (7th Cardinal in 2019) vs. PIT (8/11/19) and allowed two runs in 2/3 of an inning with two strikeouts.
- Suffered a blown save on 9/15/19, allowing Ryan Braun grand slam in the 9th. Prior to that, had not allowed a home run all of the 2019 season in the Majors or Minors.
- Has allowed 10 of his 36 career runs against Cleveland (45.00 ERA) over two appearances between (2020-21) with a 4.32 ERA against all other MLB opponents.
- Led all Cardinals 2019 minor league pitchers with 11 saves.
- Participated in early workouts and seminars as part of the 2019 Cardinals Spring Training Early Program (S.T.E.P.).
- Was on the 40-man roster at the end of the 2019 regular season, but not selected for the postseason roster.
- 2017 Florida State League Mid-Season All-Star and pitched two-thirds of a scoreless inning with a strikeout.
- Racked up a career-high 10 strikeouts over 8.0 innings vs. Wisconsin (4/23/16).

AWARDS & HONORS

Cardinals Minor League Pitcher of the Month
 2019: Springfield (AA) - May

Baseball America
Best Changeup - Florida State League
 2019: Palm Beach (High-A)

Florida State League Mid-Season All-Star
 2017: Palm Beach (High-A)

Florida State League Pitcher of the Week
 2017: Palm Beach (High-A) - April 17-23
 2017: Palm Beach (High-A) - May 8-14

CAREER MILESTONES

Major League Debut
 August 11, 2019 vs. Pittsburgh

First Major League Win
 August 19, 2021 vs. Milwaukee

First Major League Strikeout
 August 11, 2019 vs. Pittsburgh
 (6th inning, Elias Díaz, looking)

FERNANDEZ, JUNIOR



2021

- Posted career-high totals in appearances (18) and innings pitched (20.2).
- Was placed on the 10-day Injured List on September 3 with a torn right lat, causing him to miss the rest of the regular season and the postseason.
- Earned his first Major League victory vs. MIL (8/19), pitching two-thirds of an inning in relief of Jon Lester, as the Cardinals rallied from a 4-1 deficit to win, 8-4.
- Ranked 3rd on the Cardinals with 11 games finished trailing Alex Reyes (54) and Giovanny Gallegos (20).
- Opposing batters swung at 42.7% of his first pitches, highest on the Cardinals.
- Threw a career-high 2.2 innings at CWS (5/25), which was the start of his longest scoreless streak of the season (6.2) all appearances of 2.0 innings or more.
- Made four appearances of 2.0 innings or more on the season, with all four scoreless.
- Induced five ground into double plays in 20.2 innings, the most of any National League pitcher to throw 21 innings or less and 2nd-most in MLB behind Zack Britton (NYY) who induced eight in 18.1 IP.
- His 2.18 GIDP/9 IP was 3rd-best of pitchers with 20 innings or more (T.J. McFarland, STL, 2.79 & Nick Neidert, MIA, 2.27).
- Posted his highest average fastball velocity at 97.7 MPH, surpassing the 96.8 MPH in 2019; ranking in the 97th percentile in Major League Baseball.
- Made 13 appearances in Memphis (AAA) striking out 22 batters in 14.1 innings with a save.

BACKGROUND/PERSONAL

- Played his sophomore year (2011-12) of high school baseball at Miami's Felix Varela High School.
- Resides in Port St. Lucie, Florida.



Catcher Yadier Molina, pitching coach Dave Duncan, and starting pitcher Chris Carpenter during a mound visit at Busch Stadium II in 2005.



JACK FLAHERTY

22

HEIGHT	WEIGHT	BATS/THROWS	BIRTH DATE	ML SERVICE
6-4	225	R/R	10/15/1995	4.006

FULL NAME: Jack Rafe Flaherty

BORN: Burbank, California

OPENING DAY AGE: 26

BECAME CARDINAL: Selected in the first round (34th overall) of the June, 2014 First-Year Player Draft

CONTRACT STATUS: Signed through 2022

MLB DEBUT: September 1, 2017 at San Francisco

PITCHER



COMPLETE RECORD

Year Team	W-L	ERA	G	GS	CG	GF	SHO	SV	IP	H	R	ER	HR	HBP	BB	IBB	SO	WP	BK	BA
2014 GCL Cardinals	1-1	1.59	8	6	0	0	0	0	22.2	18	9	4	1	3	4	1	28	2	0	.209
2015 Peoria	9-3	2.84	18	18	0	0	0	0	95.0	92	38	30	2	7	31	0	97	10	1	.251
2016 Palm Beach	5-9	3.56	24	23	0	0	0	0	134.0	129	63	53	8	2	45	0	126	11	0	.254
2017 Springfield	7-2	1.42	10	10	0	0	0	0	63.1	47	10	10	2	0	11	0	62	1	0	.205
Memphis	7-2	2.74	15	15	0	0	0	0	85.1	73	26	26	10	0	24	2	85	4	0	.233
ST. LOUIS	0-2	6.33	6	5	0	0	0	0	21.1	23	15	15	4	1	10	1	20	0	0	.284
2018 ST. LOUIS	8-9	3.34	28	28	0	0	0	0	151.0	108	59	56	20	11	59	3	182	6	0	.199
Memphis	4-1	2.27	5	5	1	0	0	0	31.2	22	10	8	2	3	7	0	41	0	1	.190
2019 ST. LOUIS	11-8	2.75	33	33	0	0	0	0	196.1	135	62	60	25	7	55	2	231	6	0	*.192
2020 ST. LOUIS	4-3	4.91	9	9	0	0	0	0	40.1	33	22	22	6	3	16	0	49	1	0	.221
2021 ST. LOUIS	9-2	3.22	17	15	0	0	0	0	78.1	57	35	28	12	6	26	1	85	4	0	.199
Springfield#	0-0	6.75	1	1	0	0	0	0	4.0	3	3	3	1	0	0	0	3	1	0	.214
Memphis#	0-0	3.60	2	2	0	0	0	0	5.0	5	2	2	0	0	1	0	8	1	0	.250
MINOR TOTALS	33-18	2.78	83	80	1	0	0	0	441.0	389	161	136	26	15	123	3	450	30	2	.235
MAJOR TOTALS	32-24	3.34	93	90	0	0	0	0	487.1	356	193	181	67	28	166	7	567	17	0	.202

* Led League

Injury Rehabilitation Assignment

Note: Major League Uniform Numbers Worn: 32 (2017-18), 22 (2019-present)

WILD CARD SERIES RECORD

Year Team	W-L	ERA	G	GS	CG	GF	SHO	SV	IP	H	R	ER	HR	HBP	BB	IBB	SO	WP	BK	BA
2020 STL at SD	0-1	1.50	1	1	0	0	0	0	6.0	6	1	1	0	0	2	0	8	0	0	.250

DIVISION SERIES RECORD

Year Team	W-L	ERA	G	GS	CG	GF	SHO	SV	IP	H	R	ER	HR	HBP	BB	IBB	SO	WP	BK	BA
2019 STL vs. ATL	1-1	2.77	2	2	0	0	0	0	13.0	12	4	4	2	1	2	0	^16	2	0	.240

^ Cardinals Division Series record

LEAGUE CHAMPIONSHIP SERIES RECORD

Year Team	W-L	ERA	G	GS	CG	GF	SHO	SV	IP	H	R	ER	HR	HBP	BB	IBB	SO	WP	BK	BA
2019 STL vs. WSH	0-1	9.00	1	1	0	0	0	0	4.0	5	4	4	0	0	2	0	6	1	0	.333



REGULAR SEASON FIELDING RECORD

Position	PCT	G	PO	A	E	TC	DP
Pitcher	.964	93	34	47	3	84	4

Note: 2019: Finalist for Rawlings Gold Glove award. Tied for 1st among MLB pitchers in fielding pct. (1.000)

REGULAR SEASON BATTING RECORD

Year Team	AVG	G	AB	R	H	2B	3B	HR	RBI	SH	SF	HBP	BB	IBB	SO	SB	CS	GDP	SLG	OBP	E
2021 ST. LOUIS	.118	15	17	2	2	0	0	1	3	3	1	0	5	0	7	0	0	0	.294	.304	1
MAJOR TOTALS	.154	84	123	8	19	3	0	1	7	16	2	0	9	0	46	1	1	0	.203	.209	3

Home Run: 5/7/21 vs. Colorado (Austin Gomber)

2021 SEASON HIGHS

Most IP: 7.0, twice. Last: 5/7 vs. Colorado
Most Strikeouts: 9, twice. Last: 5/31 at Los Angeles Dodgers
Most Walks: 4, twice. Last: 5/19 vs. Pittsburgh
Most Runs Allowed: 7, 5/25 at Chicago White Sox
Most Earned Runs Allowed: 6, 4/1 at Cincinnati
Most Hits Allowed: 6, four times. Last: 5/25 at Chicago White Sox
Most HRs Allowed: 2, four times. Last: 8/24 vs. Detroit
Longest Winning Streak: 8 games, 4/7-5/19
Longest Losing Streak: 1 game, twice. Last: 8/24
Longest Scoreless Streak: 20.0, 5/1-5/19

CAREER HIGHS

Most IP: 8.0, 3x. Last: 9/19/19 at Chicago Cubs
Most Strikeouts: 13, twice. Last: 6/22/18 at Milwaukee
Most Walks: 5, twice. Last: 5/14/19 at Atlanta
Most Runs Allowed: 9, 9/15/20 at Milwaukee
Most Earned Runs Allowed: 9, 9/15/20 at Milwaukee
Most Hits Allowed: 9, twice. Last: 6/25/19 vs. Oakland
Most HRs Allowed: 3, twice. Last: 6/25/19 vs. Oakland
Longest Winning Streak: 8 games, 4/7-5/19/21
Longest Losing Streak: 3 games, 3x. Last: 6/18-7/7/19
Longest Scoreless Streak: 23.0 IP, 7/26-8/13/19
10+ Strikeout Games: 9. Last: 9/20/20 at Pittsburgh
Last Relief Appearance: 10/3/21 vs. Chicago Cubs

CAREER NOTES

- Since 2018, Flaherty (.198, 29.1%) is only one of three pitchers to record an opponent batting average below .200, and strikeout percentage of 24% or higher (minimum 4,000 batters faced), joining Justin Verlander (.185, 35.1%) and Jacob deGrom (.189, 34.7%)
- In 90 career starts, is 30-8 when receiving 2 runs of support or more, and 24-1 when receiving 3 runs or more.
- Two-time NL Pitcher of the Month award winner (August and September 2019). Is the only Cardinal to win twice in a single season since the award was first given out in 1975.
- Among active MLB pitchers with 20 or more career starts in day games, sports the lowest average against (.189) and 5th-lowest ERA (2.50) behind Jacob deGrom (1.81), Mike Clevenger (2.20), Sandy Alcantara (2.26), and Clayton Kershaw (2.44).
- Finished 4th in 2019 National League Cy Young Award voting, 13th in NL MVP voting, and was named to the All-MLB Team Second Team at Starting Pitcher.
- Struck out 231, walked 55 and recorded a 2.75 ERA in 2019. Since 1885, became only the third pitcher younger than 24-years-old to record a season of at least 230 strikeouts, while permitting 55-or-fewer walks to go along with an ERA of 2.75-or-better, joining Clayton Kershaw (2011) and Mark Prior (2003).
- Sported the 3rd-lowest Post-All-Star Break ERA (0.91) in MLB history in 15 starts in 2019, behind Chicago Cubs' Jake Arrieta (0.75 in 2015) and Atlanta's Greg Maddux (0.87 in 1994).

SINGLE-SEASON STRIKEOUTS BY A CARDINALS PITCHER

Rank	Season	Strikeouts	IP
1.	Bob Gibson 1970	274	294.0
2.	Bob Gibson 1965	270	299.0
3.	Bob Gibson 1969	269	314.0
4.	Bob Gibson 1968	268	304.2
5.	Bob Gibson 1964	245	287.1
6.	Jack Flaherty 2019	231	196.1
7.	Sam Jones 1958	225	250.0
	Bob Gibson 1966	225	280.1
9.	Adam Wainwright 2013	219	241.2
10.	Carlos Martínez 2017	217	205.0

- In the 2019 second half, recorded 124 strikeouts and 0.91 ERA (99.1 IP) in 15 starts, becoming the first MLB pitcher since 1915 to record at least 120 strikeouts while posting an ERA of 1.00-or-lower in the second half of a season.
- 2018 Finalist for National League's Outstanding Rookie of the Year by MLBPA Player's Choice Awards, in voting by his peers.
- Finished 5th in 2018 National League Rookie of Year voting.
- Became the 15th youngest Cardinal to make his Major League debut in a start at age 21.321 (Sept. 1, 2017 at San Francisco) and the youngest since Rick Ankiel (20.035) on Aug. 23, 1999 at Montreal.
- Joined the Cardinals organization as first round compensatory pick gained when outfielder Carlos Beltrán signed with the New York Yankees.



Strikeouts

- Has struck out 567 batters over his first 93 career games, the most ever by a Cardinal and 16th-most in National League history (since 1901) in first 93 games.
- Recorded nine double-digit strikeouts games in his career, 79th in Cardinals history and most by any Cardinal through his first 93 career games.
- Owns the Cardinals single-season records in strikeouts/ 9 IP (10.59 in 2019) and percentage of swings that missed (30.7 in 2019) in data since 1988.
- Is the 3rd Cardinal in franchise history to strike out 180 or more in two of his first three career seasons (2018-19), joining Dizzy Dean (1932-33), and Lance Lynn (2012-13).
- Struck out 231 in 2019 (6th in NL), becoming the 8th different Cardinal (19th instance) and youngest in franchise history to strike out 200 or more in a season.
- His 231 strikeouts in 2019 ranked 6th in franchise single-season history, trailing only Bob Gibson (1964, 1965, 1968, 1969, 1970).
- Fanned an NL-leading 124 batters after the All-Star Break in 2019, 4th-most in Cardinals single-season history.
- His 182 strikeouts as a rookie in 2018 ranked 3rd all-time in Cardinals history behind Rick Ankiel (194 in 1999) and Dizzy Dean (191 in 1932).
- Averaged 10.85 strikeouts/9 IP, ranking first among rookies in franchise history (min. 150 IP) and 4th all-time for rookies behind Kerry Wood (12.58 in 1998), Dwight Gooden (11.39 in 1984) and Hideo Nomo (11.10 in 1995), all who went on to win Rookie of the Year awards.
- Fanned a career high 13 batters on two occasions during his 2018 rookie season. Coinciding with his first MLB victory (5/20), his first 13-strikeout game came in his 10th career game, fastest by a Cardinal in franchise history.
- His second 13-strikeout game came seven starts later (6/22 at Milwaukee), becoming just the 6th pitcher in MLB history to record two or more 13+ strikeout performances over their first 17 career games, joining Kerry Wood (4, 1998), Hideo Nomo (4, 1995), Don Wilson (2, 1967), Bob Turley (2, 1953-54) and Bob Feller (2, 1936).

Postseason Career

- Has struck out 30 over his first four postseason starts, T-4th most in MLB postseason history in a pitcher's first four starts. Bob Gibson ranks 1st with 41.
- Established a Cardinals Division Series record with 16 strikeouts in 2019 vs. Atlanta.
- Became the 6th pitcher in MLB postseason history and first Cardinal age 23 or younger to make two starts in a division series, joining Jaret Wright (1997 Indians), Fernando Valenzuela (1981 Dodgers), Jarrod Parker (2012 A's), Sonny Gray (2013 A's), and Gerrit Cole (2013 Pirates).
- Joined Chris Carpenter (1-0 CG win at Philadelphia in 2011) and Adam Wainwright (6-1 CG win vs. Pittsburgh in 2013) as the only Cardinals starters to win a deciding 2019 NLDS Game 5. Allowed one run while striking out eight in 6.0 innings in 13-1 win at Atlanta (10/9/19).

AWARDS & HONORS

All-MLB Second Team - Starting Pitcher
2019: St. Louis

National League Pitcher of the Month
2019: St. Louis - August
2019: St. Louis - September

**St. Louis BBWAA J.G. Taylor Spink
Baseball Man of the Year**
2019

Baseball America MLB All-Rookie Team
2018: St. Louis

Cardinals Minor League Pitcher of the Year
2017: Springfield (AA) & Memphis (AAA)

Cardinals Minor League Pitcher of the Month
2017: Springfield (AA) - April

Pacific Coast League Player of the Month
2017: Memphis (AAA) - August

Texas League Pitcher of the Week
2017: Springfield (AA) - April 17-23

Texas League Mid-Season All-Star
2017: Springfield (AA)

Texas League Post-Season All-Star
2017: Springfield (AA)

Texas League Player of the Month
2017: Springfield (AA) - April

**Baseball America
Minor League All-Star - First Team**
2017: Springfield (AA) & Memphis (AAA)

All-Star Futures Games Selection
2017: United States

CAREER MILESTONES

Major League Debut
September 1, 2017 at San Francisco

First Major League Start
September 1, 2017 at San Francisco

First Major League Win
May 20, 2018 vs. Philadelphia

First Major League Strikeout
September 1, 2017 at San Francisco
(1st inn, Denard Span, swinging, first batter faced)

100th Career Major League Strikeout
July 3, 2018 at Arizona
(6th inning, Ketel Marte, swinging)

FLAHERTY, JACK


PITCHERS WITH OPP. BA BELOW .200 & STRIKEOUT PCT ABOVE 24% SINCE 2018

MLB Pitcher	Team	BA	K%
Justin Verlander	Astros	.185	35.1
Jacob deGrom	Mets	.189	34.7
Jack Flaherty	Cardinals	.198	29.1

minimum 4000 batters faced

MOST STRIKEOUTS IN FIRST 93 CAREER GAMES - NATIONAL LEAGUE HISTORY

Rank	Team(s)	SO	
1.	Dwight Gooden	Mets	703
2.	Tim Lincecum	Giants	700
3.	Hideo Nomo	Dodgers	697
4.	Mark Prior	Cubs	691
5.	Kerry Wood	Cubs	667
6.	Stephen Strasburg	Nationals	635
7.	Jacob deGrom	Mets	622
8.	Noah Syndergaard	Mets	612
9.	Aaron Nola	Phillies	597
10.	Luis Castillo	Reds	590
11.	José Fernández	Marlins	589
12.	Oliver Perez	Padres, Pirates	586
13.	Walker Buehler	Dodgers	572
14.	Matt Harvey	Mets	571
15.	Cole Hamels	Phillies	568
16.	Jack Flaherty	Cardinals	567

DOUBLE-DIGIT STRIKEOUT GAMES BY A CARDINAL - FIRST 93 CAREER GAMES

Rank	Games	Career SO	Season(s)	
1.	Jack Flaherty	9	567	2017-21
2.	Alan Benes	7	340	1995-2001
3.	Lance Lynn	7	463	2011-14

DOUBLE-DIGIT STRIKEOUT GAMES BY A CARDINAL - CAREER

Rank	Games	Seasons	
1.	Bob Gibson	74	1959-75
2.	Chris Carpenter	14	2004-12
3.	Steve Carlton	13	1965-71
4.	Adam Wainwright	12	2005-10, '12-21
5.	Matt Morris	10	1997-98, '2000-05
	Andy Benes	10	1996-97, 2000-02
	Carlos Martínez	10	2013-20
8.	Sam Jones	9	1957-58, '63
	Lance Lynn	9	2011-15, '17
	José DeLeón	9	1988-92
	Jack Flaherty	9	2017-21

HIGHEST SINGLE-SEASON STRIKEOUTS/9 IP BY A CARDINAL

Rank	Season	SO/9	SO	IP	
1.	Jack Flaherty	2019	10.59	231	196.1
2.	Rick Ankiel	2000	9.98	194	175.0
3.	Carlos Martínez	2017	9.53	217	205.0

2021

- Made 17 appearances (15 starts) over an injury-shortened season, missing a combined 88 games due to left oblique and right shoulder strains.
- Began the season 8-1 with a 2.90 ERA in 11 starts, leading all of Major League Baseball in wins (St. Louis was 9-0) and runs support (9.87) before missing time due to injury.
- Held his opposition to three earned runs or fewer in 13 of his 15 starts.
- Became the first Cardinals starting pitcher to begin a season 8-0 since Bob Gibson in 1965 and first MLB starting pitcher to do so since Houston's Dallas Keuchel (9-0 in 2017).
- Became the first Cardinal to win eight consecutive starts since John Tudor (9 from 6/3-7/11) and Joaquin Andujar (8 from 5/10-6/14) in 1985.
- Flaherty was also the first to record 8 wins in the team's first 43 games since Bob Tewksbury (8-1 in 1994).
- Became one of three starting pitchers in franchise history whose team won in his first nine starts of the season, joining Michael Wacha (2015) and Bob Forsch (1982).
- Joined Bob Gibson (8-0, 2.42 in 1965) and Burleigh Grimes (8-1, 2.66 in 1931) as the only three Cardinals to record a sub-3.00 ERA and win at least 8 of his first 9 games to begin a season.
- Limited opposing left-handers to hit .195/.275/.315 (29-149) with a career single-season low .591 OPS.
- Missed 60 games (6/1-8/12) with a left oblique strain suffered while batting on 5/31 at Los Angeles Dodgers. Placed on the 10-day Injured List on June 1 and transferred to the 60-Day IL on July 2.
- Activated on 8/13 and made three starts before suffering a right shoulder strain on 8/24 vs. Detroit. Placed on the 10-day Injured List the following day.
- Activated on 9/24 and pitched in the opening frame of a 12-4 win over the Chicago Cubs in Game 2 of a doubleheader sweep at Wrigley Field.
- Made his second consecutive Opening Day start (2020-21) on 4/1 at Cincinnati. Became the 5th pitcher in Cardinals history to make multiple Opening Day starts before turning age 26, joining Joe Magrane (3), Dizzy Dean (3), Lee Meadows (2), and Johnny Lush (2).
- Joined Chicago White Sox's Lucas Giolito and Atlanta Braves' Max Fried as Opening Day starters who graduated from Harvard-Westlake School in Los Angeles, Calif.
- Pushed his win-loss mark to 10-2 with a 1.41 ERA in 17 career starts in August, making him the MLB leader in August ERA and opponent BA (.148) since the Live Ball Era (1920).
- Made two relief appearances (9/29 vs. Milwaukee & 10/1 vs. Chicago Cubs), both scoreless while striking out at least one batter.
- Hit his first Major League home run off former teammate Austin Gomber (5/7 vs. Colorado) at Busch Stadium.

2021 POSTSEASON: Made the postseason roster, but did not appear in the 3-1 loss to the Dodgers at Dodger Stadium in the National League Wild Card Game.

**BACKGROUND/PERSONAL**

- Graduated from Harvard-Westlake (Calif.) High School, where he pitched and played third base and shortstop.
- Was high school teammates of pitchers Max Fried and Lucas Giolito, both selected in the first round of the June, 2012 First-Year Player Draft.
- Went 23-0 with an 0.63 ERA over his final two seasons and 35-3 overall throughout his high school career.
- Led Harvard-Westlake to the 2013 state title, pitching a complete-game shutout and driving in the lone run in a 1-0 victory in the championship game at Dodger Stadium.
- Two-time Southern Section Division 1 Player of the Year.
- Named 2014 Los Angeles Daily News All-Area Baseball Player of the Year and California Gatorade State Player of the Year.
- Named USA Today second team All-USA High School selection.
- Signed his letter of intent with the University of North Carolina at Chapel Hill.
- Joined Cardinals organization as first round compensatory pick gained when outfielder Carlos Beltrán signed with the New York Yankees.
- Attended Major League Baseball's Rookie Career Development Program after the 2017 season.
- Switched uniform number from his original issue of No. 32 to No. 22 before the 2019 season.
- Is actively involved in supporting the Black Lives Matter movement.
- Member of the Players Alliance, more than 100 current and former Black professional baseball players, united to use their collective voice and platform to create increased opportunities for the Black community.
- Raised by his mother, Eileen Flaherty, who adopted Jack three weeks after he was born.
- Grew up a Los Angeles Dodgers fan.
- Avid basketball fan who regularly attends Los Angeles Lakers games in the offseason.
- Resides in Sherman Oaks, Calif.

MOST SINGLE-SEASON STRIKEOUTS BY A CARDINALS ROOKIE

Rank	Season	Strikeouts
1. Rick Ankiel	2000	194
2. Dizzy Dean	1932	191
3. Jack Flaherty	2018	182

LOWEST SINGLE-SEASON POST ALL-STAR ERA - MLB HISTORY

Rank	Season	Team	ERA
1. Jake Arrieta	2015	Cubs	0.75
2. Greg Maddux	1994	Braves	0.87
3. Jack Flaherty	2019	Cardinals	0.91

*minimum 70 innings pitched (since 1933)***LOWEST SINGLE-SEASON OPPONENT BA & HITS/9 IP BY A CARDINAL**

Rank	Season	H/9	BA	IP
1. Bob Gibson	1968	5.85	.184	304.2
2. Jack Flaherty	2019	6.19	.192	196.1
3. José DeLeón	1989	6.36	.197	244.2

LOWEST SINGLE-SEASON BASERUNNERS/9 IP BY A CARDINAL

Rank	Season	BR/9	IP
1. Bob Gibson	1968	7.89	304.2
2. John Tudor	1985	8.61	275.0
3. Dick Hughes	1967	8.78	222.1
4. Jack Flaherty	2019	9.03	196.1

LOWEST SINGLE-SEASON WHIP BY A CARDINAL

Rank	Season	WHIP	IP
1. Bob Gibson	1968	0.85	304.2
2. John Tudor	1985	0.94	275.0
3. Dick Hughes	1967	0.95	222.1
4. Jack Flaherty	2019	0.97	196.1



(L-R) 2013 National League All-Stars Matt Carpenter, Allen Craig, Adam Wainwright, Carlos Beltrán, and Yadier Molina are honored pregame at Busch Stadium III, July 10, 2013.



GIOVANNY GALLEGOS

65

(GUY-ay-gohse)

HEIGHT	WEIGHT	BATS/THROWS	BIRTH DATE	ML SERVICE
6-2	215	R/R	8/14/1991	3.085

FULL NAME: Giovanny Gallegos

BORN: Ciudad Obregón, Sonora, Mexico

OPENING DAY AGE: 30 (Turns 31 on August 14)

BECAME CARDINAL: Acquired from the New York Yankees with LHP Chasen Shreve in exchange for 1B Luke Voit and International Cap Space, July 28, 2018

CONTRACT STATUS: Signed through 2022

MLB DEBUT: May 12, 2017 vs. Houston

PITCHER



GALLEGOS, GIOVANNY

COMPLETE RECORD

Year	Team	W-L	ERA	G	GS	CG	GF	SHO	SV	IP	H	R	ER	HR	HBP	BB	IBB	SO	WP	BK	BA
2012	GCL Yankees	0-1	1.67	12	4	0	0	0	0	27.0	20	7	5	1	2	2	0	22	0	1	.206
2013	Staten Island	2-8+	4.27	16	+16	0	0	0	0	65.1	71	32	31	+9	5	14	0	43	3	1	.278
2014	Charleston	5-5	4.57	29	6	0	6	0	1	88.2	108	56	45	8	3	19	1	91	6	0	.298
2015	Scranton/W-B	0-0	0.00	2	0	0	0	0	0	3.0	2	0	0	0	0	0	0	3	0	0	.182
	Trenton	0-0	5.40	3	0	0	0	0	0	6.2	7	4	4	0	0	2	0	7	0	1	.259
	Tampa	3-1	1.35	30	0	0	17	0	5	53.1	32	11	8	2	2	7	0	54	2	1	.172
2016	Scranton/W-B	5-1	1.40	25	0	0	7	0	2	45.0	28	7	7	4	1	10	1	53	4	1	.178
	Trenton	2-1	1.09	17	0	0	10	0	2	33.0	20	6	4	1	0	7	0	53	1	0	.171
2017	New York (AL)	0-1	4.87	16	0	0	7	0	0	20.1	21	12	11	3	0	5	1	22	1	1	.263
	Scranton/W-B	4-2	2.08	28	0	0	14	0	5	43.1	28	12	10	4	1	11	0	69	5	0	.179
2018	New York (AL)	0-0	4.50	4	0	0	2	0	1	10.0	10	5	5	2	0	3	0	10	0	0	.278
	ST. LOUIS	0-0	0.00	2	0	0	2	0	0	1.1	1	0	0	0	0	0	0	2	0	0	.200
	Scranton/W-B	2-1	3.90	17	0	0	7	0	2	27.2	24	13	12	1	1	7	2	41	1	0	.231
	Memphis	0-0	0.54	13	0	0	5	0	1	16.2	7	1	1	0	0	3	0	16	1	0	.130
2019	ST. LOUIS	3-2	2.31	66	0	0	10	0	1	74.0	44	19	19	9	3	16	2	93	3	1	.170
	Memphis	0-0	0.00	1	0	0	1	0	0	1.0	0	0	0	0	0	0	0	1	0	0	.000
2020	ST. LOUIS	2-2	3.60	16	0	0	7	0	4	15.0	9	6	6	1	0	4	0	21	1	0	.170
2021	ST. LOUIS	6-5	3.02	73	0	0	20	0	14	80.1	51	28	27	6	6	20	2	95	4	0	.183
	MINOR TOTALS	23-20	2.78	193	26	0	67	0	18	410.2	347	149	127	30	15	82	4	453	23	5	.227
	MAJOR TOTALS	11-10	3.04	177	0	0	48	0	20	201.0	136	70	68	21	9	48	5	243	9	2	.191

*Led League

+ Tied for League Lead

Note: Major League Uniform Numbers Worn: 30 (2017), 50 (2017), 61 (2018), 65 (2018-present).

WILD CARD RECORD

Year	Team	W-L	ERA	G	GS	CG	GF	SHO	SV	IP	H	R	ER	HR	HBP	BB	IBB	SO	WP	BK	BA
2020	STL at SD	1-0	9.00	2	0	0	0	0	0	2.0	3	2	2	2	0	1	0	3	0	0	.333
2021	STL at LAD	0-0	0.00	1	0	0	0	0	0	1.0	1	0	0	0	0	0	0	2	0	0	.250
	W.C. TOTALS	1-0	6.00	3	0	0	0	0	0	3.0	4	2	2	2	0	1	0	5	0	0	.308



DIVISION SERIES RECORD

Year Team	W-L	ERA	G	GS	CG	GF	SHO	SV	IP	H	R	ER	HR	HBP	BB	IBB	SO	WP	BK	BA
2019 STL vs. ATL	0-0	0.00	3	0	0	0	0	0	2.0	1	0	0	0	0	2	0	3	0	0	.143

LEAGUE CHAMPIONSHIP SERIES RECORD

Year Team	W-L	ERA	G	GS	CG	GF	SHO	SV	IP	H	R	ER	HR	HBP	BB	IBB	SO	WP	BK	BA
2019 STL vs. WSH	0-0	3.86	2	0	0	0	0	0	2.1	2	1	1	0	0	1	0	3	0	0	.222

WORLD BASEBALL CLASSIC RECORD

Year Team	W-L	ERA	G	GS	CG	GF	SHO	SV	IP	H	R	ER	HR	HBP	BB	IBB	SO	WP	BK	BA
2017 Mexico	0-0	4.50	1	0	0	0	0	0	2.0	4	1	1	1	0	0	0	1	0	0	.375

REGULAR SEASON FIELDING RECORD

Position	PCT	G	PO	A	E	TC	DP
Pitcher	.913	177	7	14	2	23	1

REGULAR SEASON BATTING RECORD

Year Team	AVG	G	AB	R	H	2B	3B	HR	RBI	SH	SF	HBP	BB	IBB	SO	SB	CS	GDP	SLG	OBP	E
2021 ST. LOUIS	.000	73	0	0	0	0	0	0	0	0	0	0	0	0	0	0	0	0	.000	.000	1
MAJOR TOTALS	.000	177	3	0	0	0	0	0	0	0	0	0	0	0	1	0	0	0	.000	.000	2

CAREER TRANSACTIONS

- Signed by the New York Yankees as a non-drafted free agent, January 6, 2011.
- Acquired by the St. Louis Cardinals along with LHP Chasen Shreve from the New York Yankees in exchange for 1B Luke Voit and International Cap Space, July 28, 2018.
- On St. Louis injured list, July 18 - 27, 2020.
- On St. Louis injured list (strained right groin), September 11-20, 2020.

2021 SEASON HIGHS

Most IP: 2.0, 7x. Last: 6/6 vs. Cincinnati
Most Strikeouts: 3, 7x. Last: 8/12 at Pittsburgh
Most Walks: 3, 4/20 at Washington
Most Runs Allowed: 4, 9/5 at Milwaukee
Most ER Allowed: 4, 9/5 at Milwaukee
Most Hits Allowed: 4, twice. Last: 8/12 at Pittsburgh
Most HRs Allowed: 1, 6x. Last: 9/14 at New York Mets
Longest Winning Streak: 3 games, 6/1-28
Longest Losing Streak: 4 games, 7/1-8/5
Longest Scoreless Streak: 10.0 IP, 5/11-26

CAREER HIGHS

Most IP: 3.0, three times. Last: 7/9/18 [2] at Baltimore
Most Strikeouts: 6, 6/27/18 at Philadelphia
Most Walks: 3, 4/20/21 at Washington
Most Runs Allowed: 4, 9/5/21 at Milwaukee
Most ER Allowed: 4, 9/5/21 at Milwaukee
Most Hits Allowed: 5, 5/17/17 at Kansas City
Most HRs Allowed: 1, 21x. Last: 9/14/21 at New York Mets
Longest Scoreless Streak: 18.1 IP, 7/5-8/18/19



CAREER NOTES

- Was acquired by St. Louis at the 2018 MLB trade deadline and has made 157 of his 177 career appearances with the franchise.
- Owns three of the Top-10 single-season marks for WHIP by a Cardinals relief pitcher (0.81 in 2019; 0.87 in 2020; 0.88 in 2021).
- Since his acquisition in 2018, leads all Cardinals pitchers in ERA (2.74), opponent BA (.176), strikeouts/9 IP (11.13), WHIP (0.85), hits/9 IP (5.54) and baserunners/9 IP (8.12).
- Ranks 5th among MLB pitchers in opponent BA (.191) since his debut in 2017 (*min. 200 IP*).
- Since being acquired by the Cardinals, has the 4th-lowest WHIP in Major League Baseball (0.85).
- Struck out 163 in his first 137 outings with St. Louis, the 5th-highest total by a Cardinals reliever in his first 137 games with the franchise, trailing Trevor Rosenthal (190), John Brebbia (172), Tyler Lyons (170) and Al Hrabosky (168).
- Pitched for the Cardinals in their Mexico Series in 2019 vs. Cincinnati (4/14) at Estadio de Béisbol Monterrey in his home country. Surrendered a homer to Yasiel Puig and then struck out Eugenio Suárez for his lone two batters faced.
- Limited opponents to 7.66 BR/9 IP, leading all 2019 NL relief pitchers and the 5th-lowest total in Cardinals history.
- Ran off a career-high 18.1 scoreless IP streak (7/5-8/18/19) in 2019, 3rd-longest by an NL relief pitcher (Jarlin García 20.0 IP & Richard Rodríguez 19.1) that season.
- Has been a part of two Triple-A Championship teams with Memphis (2018) and Scranton Wilkes-Barre (2016).
- Sent the Memphis Redbirds to the 2018 Pacific Coast League Championship on a two-strike walk-off single in the 10th inning vs. Oklahoma City (9/9) in only his second career professional plate appearance.
- Made one relief appearance for Team Mexico in the 2017 World Baseball Classic pitching 2.0 IP against Puerto Rico (3/11). Allowed one run on four hits including a solo home run to Francisco Lindor.

2021

NL Relief Leaders: Appearances (73, 4th), Saves (14, T-11th), Holds (24, T-5th), Innings Pitched (80.1, T-3rd), Strikeouts (95, T-3rd), Wins (6, T-11th), WHIP (0.88, 5th),

- Ranked T-11th in the NL in saves despite taking over the closer role on August 30.
- Set the Cardinals franchise record for saves in the month of September with 11, leading MLB (2nd closest had 8) and T-8th most all-time in the month.
- Struck out 95, T-4th highest total by a Cardinals reliever in a single season; also owns the 7th-best mark in 2019 (93).
- Did not allow a run in his final eight appearances, last allowing a run on a Javier Baez solo homer (9/14).
- Pitched on consecutive days 17 times.

2021 POSTSEASON: Appeared in the 8th inning of the Wild Card game at Los Angeles and struck out two of four batters in a scoreless inning before exiting with a split fingernail.

BACKGROUND/PERSONAL

- Originally signed as a non-drafted free agent by the New York Yankees, January 6, 2011.
- Resides in Ciudad Obregón, Sonora, Mexico.

AWARDS & HONORS

Triple-A Nationals Championship

2018: Memphis (AAA)

2016: Scranton Wilkes-Barre (AAA)

Pacific Coast League Championship

2018: Memphis (AAA)

International League Championship

2016: Scranton Wilkes-Barre (AAA)

CAREER MILESTONES

Major League Debut

May 12, 2017 vs. Houston

First Major League Win

April 11, 2019 vs. Los Angeles Dodgers

First Major League Save

July 9, 2018 at Baltimore (Game 2)

First Major League Strikeout

May 14, 2017 vs. Houston (Game 2)

(2nd inning, Brian McCann, swinging)

LOWEST SINGLE-SEASON WHIP BY A CARDINALS RELIEF PITCHER

Rank		WHIP	IP	Year
1.	Pat Neshek	0.79	67.1	2014
2.	Harry Brecheen	0.80	49.0	1943
	Dick Hughes	0.80	45.0	1968
4.	Giovanny Gallegos	0.81	74.0	2019
5.	Kiko Calero	0.82	45.1	2004
6.	Ricky Horton	0.84	41.2	1986
7.	Mike Timlin	0.85	56.2	2002
8.	Lindy McDaniel	0.86	104.1	1960
9.	Giovanny Gallegos	0.87	*15.0	2020
10.	Kevin Siegrist	0.88	39.2	2013
	Giovanny Gallegos	0.88	80.1	2021

CARDINALS SINGLE-SEASON MULTIPLE K'S IN A RELIEF APPEARANCE

Rank		YEAR	APP	2+K G's	PCT
1.	Trevor Rosenthal	2013	74	36	48.6%
2.	SeungHwan Oh	2016	62	35	56.5%
3.	Mark Littell	1978	72	32	44.4%
4.	Jason Motte	2012	67	28	41.8%
	Giovanny Gallegos	2019	66	28	42.4%
	Rich Croushore	1999	59	28	47.5%
	John Brebbia	2019	66	28	42.4%
8.	Todd Worrell	1987	75	27	36.0%
	Diego Segui	1973	65	27	41.5%
	Giovanny Gallegos	2021	73	27	37.0%

* Qualified during 60-game regular season



PAUL GOLDSCHMIDT

46

HEIGHT	WEIGHT	BATS/THROWS	BIRTH DATE	ML SERVICE
6-3	220	R/R	9/10/1987	10.059

FULL NAME: Paul Edward Goldschmidt

BORN: Wilmington, Delaware

OPENING DAY AGE: 34 (Turns 35 on September 10)

BECAME CARDINAL: Acquired from the Arizona Diamondbacks in exchange for C Carson Kelly, RHP Luke Weaver, INF Andy Young, and 2019 Cardinals Compensation Round B selection, December 5, 2018

CONTRACT STATUS: Signed through 2024

MLB DEBUT: August 1, 2011 vs. San Francisco

FIRST BASEMAN



COMPLETE RECORD

Year	Team	AVG	G	AB	R	H	2B	3B	HR	RBI	SH	SF	HBP	BB	IBB	SO	SB	CS	GDP	SLG	OBP	E
2009	Missoula	.334	74	287	51	96	27	3	18	62	0	5	3	36	0	74	4	3	6	.638	.408	4
2010	Visalia	.314	138	525	102	165	42	3	35	108	0	9	8	57	0	161	5	1	9	.606	.384	13
2011	Mobile	.306	103	366	84	112	21	3	30	94	0	4	5	82	12	92	9	3	5	.626	.435	4
	Arizona	.250	48	156	28	39	9	1	8	26	0	1	0	20	0	53	4	0	4	.474	.333	0
2012	Arizona	.286	145	514	82	147	43	1	20	82	0	*9	4	60	4	130	18	3	9	.490	.359	7
2013	Arizona	.302	160	602	103	182	36	3	*36	*125	0	5	3	99	*19	145	15	7	25	*.551	.401	5
2014	Arizona	.300	109	406	75	122	39	1	19	69	0	3	2	64	10	110	9	3	10	.542	.396	7
2015	Arizona	.321	159	567	103	182	38	2	33	110	0	7	2	118	*29	151	21	5	16	.570	.435	5
2016	Arizona	.297	158	579	106	172	33	3	24	95	0	8	7	*110	15	150	32	5	14	.489	.411	4
2017	Arizona	.297	155	558	117	166	34	3	36	120	0	4	8	94	15	147	18	5	14	.563	.404	4
2018	Arizona	.290	158	593	95	172	35	5	33	83	0	0	6	90	11	173	7	4	7	.533	.389	6
2019	ST. LOUIS	.260	161	597	97	155	25	1	34	97	0	3	2	78	2	166	3	1	11	.476	.346	5
2020	ST. LOUIS	.304	58	191	31	58	13	0	6	21	0	1	1	37	0	43	1	0	4	.466	.417	1
2021	ST. LOUIS	.294	158	603	102	177	36	2	31	99	0	5	4	67	2	136	12	0	13	.514	.365	2
MINOR TOTALS		.317	315	1178	237	373	90	9	83	264	0	18	16	175	12	327	18	7	20	.620	.407	38
MAJOR TOTALS		.293	1469	5366	939	1572	341	22	280	927	0	46	39	837	107	1404	140	33	127	.521	.389	46

^ Led Majors *Led League

Note: Major League Uniform Numbers Worn: 44 (2011-18), 46 (2019-present)

WILD CARD SERIES RECORD

Year	Team	AVG	G	AB	R	H	2B	3B	HR	RBI	SH	SF	HBP	BB	IBB	SO	SB	CS	GDP	SLG	OBP	E
2017	ARI vs. COL	.400	1	5	1	2	0	0	1	3	0	0	0	0	0	1	0	0	0	1.000	.400	0
2020	STL at SD	.231	3	13	2	3	1	0	2	3	0	0	0	1	0	2	0	0	0	.769	.286	0
2021	STL at LAD	.333	1	3	0	1	0	0	0	0	0	0	0	2	0	1	0	0	0	.333	.600	0
W.C. TOTALS		.286	5	21	3	6	1	0	3	6	0	0	0	3	0	4	0	0	0	.762	.375	0

DIVISION SERIES RECORD

Year	Team	AVG	G	AB	R	H	2B	3B	HR	RBI	SH	SF	HBP	BB	IBB	SO	SB	CS	GDP	SLG	OBP	E
2011	ARI vs. MIL	.438	4	16	4	7	0	0	2	6	0	0	1	2	0	5	1	0	0	.813	.526	0
2017	ARI vs. LAD	.091	3	11	1	1	0	0	1	2	0	0	0	1	0	3	0	0	1	.364	.167	0
2019	STL vs. ATL	.429	5	21	5	9	4	0	2	2	0	0	0	2	1	2	0	0	0	.905	.478	0
D.S. TOTALS		.354	12	48	10	17	4	0	5	10	0	0	1	5	1	10	1	0	1	.750	.426	0



LEAGUE CHAMPIONSHIP SERIES RECORD

Year Team	AVG	G	AB	R	H	2B	3B	HR	RBI	SH	SF	HBP	BB	IBB	SO	SB	CS	GDP	SLG	OBP	E
2019 STL vs. WSH	.063	4	16	0	1	0	0	0	0	0	0	0	0	0	9	0	0	0	.063	.063	0

WORLD BASEBALL CLASSIC RECORD

Year Team	AVG	G	AB	R	H	2B	3B	HR	RBI	SH	SF	HBP	BB	IBB	SO	SB	CS	GDP	SLG	OBP	E
2017 United States	.077	5	13	2	1	0	0	0	0	0	0	0	3	0	3	0	0	0	.077	.327	0

ALL-STAR RECORD

Year Team	AVG	G	AB	R	H	2B	3B	HR	RBI	SH	SF	HBP	BB	IBB	SO	SB	CS	GDP	SLG	OBP	E
2013 National	.500	1	2	0	1	1	0	0	0	0	0	0	0	0	0	0	0	0	1.000	.500	0
2014 National	.000	1	3	0	0	0	0	0	0	0	0	0	0	0	1	0	0	0	.000	.000	0
2015 National	.333	1	3	1	1	0	0	0	0	0	0	0	0	0	1	0	0	0	.333	.333	0
2016 National	.000	1	3	0	0	0	0	0	0	0	0	0	0	0	0	0	0	0	.000	.000	0
2017 National	.000	1	2	0	0	0	0	0	0	0	0	0	0	0	0	0	0	0	.000	.000	0
2018 National	.000	1	1	0	0	0	0	0	0	0	0	0	1	0	1	0	0	0	.000	.500	0
ALL-STAR TOTALS	.143	6	14	1	2	1	0	0	0	0	0	0	1	0	3	0	0	0	.214	.200	0

REGULAR SEASON FIELDING RECORD

Position	PCT	G	PO	A	E	TC	DP
First Base	*.996	1,434	12,129	962	46	13,137	1129

Note: Rawlings Gold Glove (4): 2013, 2015, 2017, 2021

Wilson Defensive Player of the Year (1): 2015

Baseball America Best Defensive National League First Baseman (5): 2015, 2016, 2017, 2018, 2021

Fielding Bible Award (4): 2013, 2015, 2017, 2021

* Tied for highest in MLB history among all players with at least 10,000 career total chances.

2013: Led Major League first basemen in total zone runs (13). Led National League first basemen in total chances (1,598) and putouts (1,494).

2015: Shared Major League lead among first basemen in defensive runs saved (14).

Led National League first basemen in total chances (1,506), putouts (1,378) and double plays (129).

2016: Led National League first basemen in total chances (1,498), putouts (1,378).

2017: Led Major League first basemen in total zone runs (14).

2018: Led Major League first basemen in double plays (131) and range factor/game (9.25).

Led National League first basemen in total chances (1,439), putouts (1,323), and range factor/9 innings (9.44).

2019: Rawlings National League Gold Glove award finalist. Led Major League first basemen in games (159), total chances (1,372), and double plays (145).

Shared National League lead among first basemen in fielding percentage (.996).

2020: Rawlings National League Gold Glove award finalist. Shared MLB lead among first basemen in fielding percentage (.998).

2021: Led Major League first basemen in defensive runs saved (10) and ultimate zone rating (3.5).

Shared MLB lead among first basemen in fielding percentage (.998). Led National League first basemen in double plays (111) and assists (105).

2021 SEASON HIGHS

Most Hits: 4, 4/1 at Cincinnati

Most Runs: 4, twice. Last: 9/22 at Milwaukee

Most 2Bs: 2, three times. Last: 8/18 vs. Milwaukee

Most HRs: 2, three times. Last: 9/23 at Milwaukee

Most RBIs: 4, 6/20 at Atlanta

Most BBs: 3, 8/11 at Pittsburgh

Most HBPs: 1, four times. Last: 9/26 at Chicago Cubs

Most SBs: 1, 12 times. Last: 9/13 at New York Mets

Longest Hitting Streak: 16 games, 6/30-7/21

CAREER HIGHS

Most Hits: 4, 17 times. Last: 4/1/21 at Cincinnati

Most Runs: 5, 5/17/14 vs. Los Angeles Dodgers

Most 2Bs: 3, three times. Last: 6/6/18 at San Francisco

Most 3Bs: 1, 20 times. Last: 9/4/19 vs. San Francisco

Most HRs: 3, twice. Last: 3/29/19 at Milwaukee

Most RBIs: 7, 9/13/19 vs. Milwaukee

Most BBs: 4, six times. Last: 7/18/17 at Cincinnati

Most HBPs: 1, 39 times. Last: 9/26/21 at Chicago Cubs

Most SBs: 3, 10/1/16 vs. San Diego

Longest Hitting Streak: 26 games, 9/10/13-4/4/14

Multi HR Games: 20. Last: 9/23/21 at Milwaukee

Pinch HR: 1, 8/11/11 vs. Houston (Mark Melancon)

Grand Slams: 6. Last: 9/13/19 vs. Milwaukee (Adrian Houser)

Game Ending HR: 6. Last: 6/15/21 vs. Miami (Yimi Garcia)

Extra Inning HR: 6. Last: 5/11/21 at Milwaukee (Brad Boxberger)



CAREER TRANSACTIONS

- Selected by Los Angeles Dodgers in the 49th round (1,453th overall) of the June, 2006 First-Year Player Draft, but did not sign.
- Selected by Arizona Diamondbacks in the 8th round (246th overall) of the June, 2009 First-Year Player Draft.
- On Arizona injured list (left hand fracture), August 2 - September 28, 2014.
- Acquired by the St. Louis Cardinals from the Arizona Diamondbacks in exchange for C Carson Kelly, RHP Luke Weaver, INF Andy Young, and 2019 Cardinals Compensation Round B selection (OF Dominic Fletcher), December 5, 2018.
- Signed five-year (2020-24) contract extension, March 23, 2019.

AWARDS & HONORS

World Baseball Classic Championship

2017: United States of America

National League All-Star

2018: Arizona (starter at DH)

2017: Arizona

2016: Arizona

2015: Arizona (starter at 1B)

2014: Arizona (starter at 1B)

2013: Arizona

Louisville Silver Slugger Award - First Base

2018: Arizona

2017: Arizona

2015: Arizona

2013: Arizona

Wilson Defensive Player of the Year - First Base

2015: Arizona

Rawlings National League Gold Glove Award - First Base

2021: St. Louis

2017: Arizona

2015: Arizona

2013: Arizona

Fielding Bible Award - First Base

2021: St. Louis

2017: Arizona

2015: Arizona

2013: Arizona

Hank Aaron Award

2013: Arizona

National League Player of the Month

2019: St. Louis - July

2018: Arizona - June

National League Player of the Week

2019: St. Louis - July 22-28

2018: Arizona - June 4-10

2015: Arizona - April 27-May 3

CAREER NOTES

- The 2022 season marks Goldschmidt's fourth in the Cardinals organization, after spending his first 10 professional seasons with the Arizona Diamondbacks (2009-18).
- Signed a five-year contract extension through the 2024 season on March 23, 2019.
- Among players in Major League history with at least 750 career plate appearances against left-handed pitching, his career 1.021 OPS ranks 4th all-time behind Frank Thomas (1.083), Manny Ramirez (1.060), and Jeff Bagwell (1.023).
- Since 2012, has scored 75 runs or more in nine seasons (2012-19, 2021), most by any Major Leaguer. Mike Trout, Freddie Freeman, Jose Altuve and Andrew McCutchen are all tied for 2nd with eight seasons.
- Since 2013, leads all Major Leaguers in times on base (2,178), runs scored (829), and go-ahead RBI (218), while ranking 2nd in games (1,276), runs created (968), intentional walks (101), extra-base hits (561), and total bases (2,471); 3rd in bWAR (46.9), RBI (819), BABIP (.348), OPS (.920), and game-winning RBI (103); 4th in on-base pct. (.394), hits (1,386), and doubles (289); 5th in walks (757); 6th in home runs (252) and secondary average (.411); and 7th in slugging pct. (.531).
- Born in Wilmington, Del., Goldy holds the all-time hit record (1,572) for players native of the state of Delaware. Surpassed Delino DeShields (1,548) in 2021.
- Gifted his 2015 Louisville Slugger Silver Slugger award to Turner Ward, who is credited as a major career influencer for Goldschmidt. Ward served as a Diamondbacks hitting coach from 2013-15 and Mobile (AA) manager in 2011 when Goldschmidt earned Southern League MVP honors.

Awards

- Finished among National League MVP voting leaders in eight of his 11 seasons: 2013 (2nd), 2015 (2nd), 2016 (11th), 2017 (3rd), 2018 (6th), and 2021 (6th).
- Joins Mike Trout (2011-16, '18-19), Mookie Betts (2016, '18, '20), and José Ramírez (2017-18, '20) to have finished among the top three of their league MVP voting three or more times since 2013.
- Six-time National League All-Star (2013-18), a Diamondbacks franchise record, and the first Diamondback in team history to be elected and start multiple All-Star Games (2014-15).
- Is one of eight first basemen to earn both All-Star and Gold Glove honors in the same season on three or more occasions, joining Steve Garvey, Todd Helton, Keith Hernandez, Don Mattingly, Eddie Murray, Bill White and Adrián González.



AWARDS & HONORS (continued)

Darryl Kile Award

2019: St. Louis

Baseball America Best Defensive First Baseman - National League

2021: St. Louis

2018: Arizona

2017: Arizona

2016: Arizona

2015: Arizona

MLBPA Heart and Hustle Award Nominee

2018: Arizona

2017: Arizona

2016: Arizona

2015: Arizona

2014: Arizona

Roberto Clemente Award Nominee

2021: St. Louis

2018: Arizona

2017: Arizona

2016: Arizona

2015: Arizona

2014: Arizona

MLB All-Star Futures Game Selection

2011: United States

Baseball America Minor League All-Star

2011: Mobile (AA)

USA Today Minor League Player of the Year

2011: Mobile (AA)

Topps/Minor League Baseball Double-A All-Star

2011: Mobile (AA) - 1B

Minor League Baseball Double-A Best Hitter of the Year

2011: Mobile (AA)

Baseball America Double-A All-Star

2011: Mobile (AA)

Southern League Mid-Season All-Star

2011: Mobile (AA)

Southern League Post-Season All-Star

2011: Mobile (AA) - 1B

Southern League Most Valuable Player

2011: Mobile (AA)

- Winner of four Silver Slugger Awards at first base (2013, 2015, 2017, 2018), tied with Todd Helton and Albert Pujols for most by a first baseman since the award's inception in 1980.
- Winner of the Silver Slugger and Gold Glove award combo during the same season on three occasions (2013, 2015, 2017). Since 1980, ties Don Mattingly (1984, 1985, 1987) for most among first basemen.
- In 2015, joined Eddie Murray as the only two first basemen in Major League history with two Gold Gloves and a home run title through his age-27 season.
- 2013 National League Hank Aaron Award winner.
- In 2013, became the third NL player to boast a .300 average, 35 home runs, 100 RBI, 100 runs scored and 99 walks during their 25-year-old season or younger, joining Hall of Famers Mel Ott (1929 and 1932) and Eddie Mathews (1953).
- 2019 Darryl Kile Award recipient, voted on by his teammates.
- Six-time nominee for MLB's Roberto Clemente Humanitarian award (2014-18, '21),
- Five-time nominee for the Hank Aaron (2013-15, '17-18) and MLBPA Heart and Hustle awards (2014-18).
- Member of the 2017 Team USA World Baseball Classic Gold Medal winning team with Nolan Arenado.

Defensive Accolades

- Four-time *Rawlings* National League Gold Glove Award winner at first base (2013, 2015, 2017, 2021).
- Finished as a *Rawlings* Gold Glove finalist in 2016, 2019, and 2020.
- Is one of 13 players in MLB history with four or more Gold Glove Awards at first base. Active players include Anthony Rizzo (4) and Eric Hosmer (4).
- Joins Albert Pujols (2006, 2010), Keith Hernandez (1978-83) and Bill White (1960-65) as the only four Gold Glove-winning first basemen in franchise history.
- Four-time Fielding Bible Award winner (2013, 2015, 2017, 2021), honoring the top fielder in the Major Leagues at each position as voted on by a panel of 12 experts from Baseball Info Solutions. Only Albert Pujols (5) has won more by a first baseman since the award's inception in 2006.
- Member of the Fielding Bible All-Decade Team (2010-19) with catcher Yadier Molina and third baseman Nolan Arenado.
- Recognized by *Baseball America* as the National League's Best Defensive First Baseman for five seasons (2015-18, '21).
- 2015 *Wilson* Defensive Player of the Year recipient at First Base, awarded annually to the best defensive player at each fielding position in Major League Baseball.
- Among all players in MLB history with at least 10,000 career total chances, joins Todd Helton, Mark Teixeira, Justin Morneau, Joe Mauer, and Don Mattingly for the highest fielding percentage (.996) in MLB history.
- Only Mark Teixeira (.997) sports a higher all-time fielding percentage exclusively at first base in MLB history (*min. 10,000 total chances*).



Stolen Bases

- Is one of only three primary first basemen in MLB history with 275+ home runs and 140+ stolen bases in their career, joining Jeff Bagwell (449 HR, 202 SB) and Orlando Cepeda (379 HR, 142 SB)
- His 80.9% stolen base pct. (140-for-173) is the highest mark all-time among primary first basemen in MLB history.
- His 140 career stolen bases rank 4th all-time among primary first basemen, trailing only Jeff Bagwell (201), Dan Driessen (154), and Orlando Cepeda (142).
- Is one of 52 players all-time in Major League history with 280+ home runs and 140+ stolen bases. Joins Mike Trout (310 HR, 203 SB) and Justin Upton (324 HR, 151 SB) as the only active.
- Stole career high 32 bags in 2016, 4th-most by a first baseman (since 1976), and most since Gregg Jefferies stole 46 for St. Louis in 1993.

Home Runs

- Ranks 11th among active Major Leaguers with 280 career home runs.
- Is one of 20 active Major Leaguers and two Cardinals (Nolan Arenado) with 250 or more career home runs.
- Is one of 10 players in MLB history to hit home run No. 250 in a Cardinals uniform, joining Stan Musial, Ken Boyer, Orlando Cepeda, Jim Edmonds, Reggie Sanders, Albert Pujols, Scott Rolen, Matt Holliday, and Nolan Arenado.
- Since 2013, is one of four Major Leaguers to reach the 30-homer threshold at least six times, joining Edwin Encarnacion (7), Nelson Cruz (7), and Nolan Arenado (6)
- Has hit 69 of 280 career home runs (24.6%) in the first inning of games, his most of any inning. Since his MLB debut in 2011, only Mike Trout (85) has more.
- Has hit 45 career home runs on the first pitch of his at-bats, his most of any count.
- Hit career high-tying three home runs at Milwaukee in the second game of the regular season (March 29, 2019). Marked the 21st three-homer game by a Cardinal (12th player), and only the 2nd time a Cardinals 2nd place hitter enjoyed a three-homer game (also Bill White on 7/5/61 at Dodgers in the Los Angeles Coliseum).
- Goldy's three-homer effort is the only game by a Cardinal in the month of March and only the 6th in MLB history to occur through the first two games of any season (*since 1920*).
- Homered in career-high six straight games from July 22-27, 2019, tying the Cardinals record shared by Matt Carpenter & Mark McGwire.
- Is the only right-handed batter to homer into the Allegheny River at PNC Park (2001-present). His 10th-inning, go-ahead grand slam on July 22, 2019 marked the 34th different player (52nd instance) a ball reached the river.

AWARDS & HONORS (continued)

Southern League Player of the Week
2011: Mobile (AA) - April 11-17

Topps Class A All-Star
2010: Visalia (High-A)

California League Most Valuable Player
2010: Visalia (High-A)

California League Rookie of the Year
2010: Visalia (High-A)

California League Post-Season All-Star
2010: Visalia (High-A) - 1B

Minor League Baseball Round Tripper Award, Class A
2010: Visalia (High-A)

Diamondbacks Player of the Month
2010: Visalia (High-A) - May

California League Player of the Week
2010: Visalia (High-A) - May 10-16
2010: Visalia (High-A) - July 5-11

Diamondbacks Minor League Player of the Year
2010: Visalia (High-A)

Pioneer League Player of the Week
2009: Missoula (AA) - August 3-9

National High School Baseball Championship
2006: The Woodlands (Tex.) High School

Texas High School Baseball Championship
2006: The Woodlands (Tex.) High School



CAREER MILESTONES

Major League Debut

August 1, 2011 at San Francisco

First Major League Hit

August 1, 2011 at San Francisco
(2nd inning, single, off Matt Cain)

First Major League Home Run

August 1, 2011 at San Francisco
(5th inning, 2-run, off Tim Lincecum)

First Major League Stolen Base

August 3, 2011 at San Francisco

100th Major League Home Run

June 10, 2015 at Los Angeles (NL)
(5th inning, 2-run, off Brett Anderson)

100th Major League Stolen Base

April 5, 2017 vs. San Francisco

200th Major League Home Run

August 3, 2018 vs. San Francisco
(1st inning, solo, off Chris Stratton)

1,000th Major League Game

June 13, 2018 vs. Pittsburgh

1,000th Major League Hit

September 13, 2018 vs. Colorado
(3rd inning, double, off German Marquez)

250th Major League Home Run

April 13, 2021 vs. Washington
(1st inning, solo, off Stephen Strasburg)

1,500th Major League Hit

July 30, 2021 vs. Minnesota
(6th inning, single, off Tyler Duffey)

Arizona Diamondbacks (2011-18)

- Among Arizona Diamondbacks all-time leaders, ranks first in walks (655), OPS (.930), on-base percentage (.398), slugging percentage (.532) and second in stolen bases (124), home runs (209), doubles (267), extra-base hits (495), runs (709), RBI (710), hits (1,182), batting average (.297) and games played (1,092).
- Is only Diamondbacks player in club history to hit 30 or more runs in three or more seasons (2013, '15, '17-18).
- Holds nearly every single-season offensive record by a Diamondbacks first baseman, excluding singles and triples.
- Three-time (2015, '17-18) recipient of the Luis Gonzalez Award, given annually to Diamondback who best exemplifies the talents, spirit and heart of the Diamondbacks legend both on and off the field, as voted by his teammates, coaches and clubhouse staff.

National League Central Division

- His career .950 OPS against the NL Central Division trails Albert Pujols (1.07), Jess Winker (.955), and Joey Votto (.951) among active Major Leaguers, and ranks 18th all-time in Major League history (*min. 500 plate appearances*).
- Slashing .311/.407/.573 in 215 career road games at NL Central ballparks, including .310/.413/.522 in 51 games at Wrigley Field and .348/.429/.707 in 48 games at American Family Field.
- Among active Major Leaguers with 150 or more career plate appearances against the Chicago Cubs, ranks 4th in OPS (.997) and 5th in slugging pct (.585) and on-base pct. (.412).
- Among active Major Leaguers with at least 150 career plate appearances against Milwaukee, ranks 1st in on-base pct. (.421), 3rd in OPS (1.021), 4th in slugging pct. (.600), and 5th in batting average (.324).
- Among all-time Major Leaguers with at least 120 career plate appearances at American Family Field, ranks 1st all-time in slugging pct. (.707), 2nd in OPS (1.136), and 4th in on-base pct. (.429) and batting average (.348).
- In 2019, recorded league-leading 58 RBI vs. NL Central opponents, most by a Cardinal since Albert Pujols (72 in 2010). Also led MLB in RBI against Pittsburgh (23) and Milwaukee (20).
- His 23 RBI against Pittsburgh in 2019 tied Enos Slaughter (1953) for 3rd-most by a Cardinal off Pirates pitching in a single-season.

Postseason Career

- Has homered in eight of 21 career postseason games (10.63 HR/AB ratio), ranking tied for 10th all-time in MLB postseason history.
- Four of his eight home runs have come in the 1st inning.
- Slashing .282/.351/.624 with .975 OPS in 21 career postseason games, with 13 of 24 hits going for extra bases.
- Has hit safely in 15 games. Since joining St. Louis, has hit safely in nine of 13 postseason games (.264/.328/.585) with 4 HR and .912 OPS.
- Became the 11th player in MLB postseason history to hit six or more home runs in his first 12 career postseason games.
- Became the 5th player in MLB postseason history to hit at least eight home runs in his first 18 postseason games and first since Carlos Beltrán (2004-06).
- Twice has homered in consecutive postseason games (2011 NLCS vs. Milwaukee & 2020 Wild Card Series vs. San Diego).
- Has homered in five of his 12 career Division Series games, holding a 9.60 HR/AB ratio for T4th-highest in MLB Division Series history. His .750 career slugging pct. ranks 2nd-highest all-time in MLB Division Series play (*min. 50 plate appearances*), trailing only Edgar Martinez (.781).
- Recorded nine hits vs. Atlanta in the 2019 Division Series (9-21, .429/.478/.905), tying a Cardinals record for most hits in a Division Series shared by Fernando Vina (2002 vs. Arizona) and teammate Marcell Ozuna (2019).
- Joined Larry Walker (2004) and Albert Pujols (2011) as the only Cardinals with two doubles and a home run in a postseason game, going 3-for-4 with a homer and two doubles in Game 4 of the 2019 Division Series.



2021

NL Ranks: Games (158, 6th), at-bats (603, 3rd), plate appearances (679, 4th), batting average (.294, 10th), runs scored (102, 5th), hits (177, 4th), RBI (99, T7th), total bases (310, 3rd), singles (108, 6th), doubles (36, T6th), home runs (31, T11th), extra-base hits (69, 6th), times on base (248, 5th), runs created (T10th, 108), Batting With Runners in Scoring Position (.331, 9th), Position Player WAR (6.2, 5th), pitches faced (2,751, 1st), go-ahead RBI (23, T8th), game-winning RBI (15, 4th)

- Finished 6th in the National League MVP award voting, his 8th of 11 professional seasons of receiving MVP votes.
- Added his 4th career Gold Glove Award and first since 2017. Joined Albert Pujols (2006, 2010), Keith Hernandez (1978-83) and Bill White (1960-65) as the only four Gold Glove-winning first basemen in franchise history.
- Joined Tommy Edman, Nolan Arenado, Tyler O'Neill, and Harrison Bader as St. Louis became the first team in MLB history to feature five Gold Glove winners in a single season. Also marked the 31st time that St. Louis boasted multiple winners in the same season and 4th instance the franchise has had at least four winners in one year (1963, 2002, 2003, 2021).
- Goldschmidt and Arenado became the 5th Cardinals Gold Glove-winning 1B/3B combo in same year with Pujols & Scott Rolen (2006), and White & Ken Boyer (1960, 1961, 1963).
- With Edman and Arenado, Also marked the 2nd time St. Louis had three Gold Glove infielders in same year, joining Fernando Viña, Scott Rolen and Edgar Renteria in 2002.
- Recognized by managers and coaches as the NL's Best Defensive First Baseman in *Baseball America's* Best Tools Survey for the 5th time in his career (2015-18, '21).
- Led Major League first basemen in defensive runs saved (10) and ultimate zone rating (3.5); shared MLB lead among first basemen in fielding percentage (.998); and paced National League first basemen in double plays (111) and assists (105).
- Made only two errors in 1,252 total chances, which came in back-to-back games (8/8 and 8/10).
- Started two critical double plays during the Cardinals historic 17-game win streak, one in extra innings at New York Mets (9/14) and the other at Chicago Cubs (9/25) that involved six different Cardinals defenders.
- Posted the Cardinals longest hitting streak of the season (T5th in NL) at 16 games from 6/30-7/21, hitting .379/.446/.667 (25-66)
- Hit safely in 113-of-158 games while reaching base safely in 127.
- Led St. Louis with 48 multi-hit games (6th in NL) and three-hit games (15, T2nd).
- Stole 12 bases in 12 attempts, becoming one of 25 players in MLB history to steal 12 or more bases in a single season with a perfect stolen base percentage.
- Knocked in a run in six straight games, tied for the team lead (7/6-7/17).

30+ HOME RUN SEASONS SINCE 2013

MLB Rank	Seasons	
1. Edwin Encarnacion	7	2013-19
2. Nelson Cruz	7	2014-19, '21
3. Nolan Arenado	6	2015-19, '21
Paul Goldschmidt	6	2013, '15, '17-19, '21

75+ RUNS SCORED SEASONS SINCE 2012

MLB Rank	Seasons	
1. Paul Goldschmidt	9	2012-19, '21
2. Mike Trout	8	2012-19
Andrew McCutchen	8	2012-18, '21
Freddie Freeman	8	2012-14, '16-19, '21
Jose Altuve	8	2012, '14-19, '21

ALL-TIME HIGHEST CAREER OPS vs. LEFT-HANDED PITCHING

All-Time MLB Rank	OPS	Seasons
1. Frank Thomas	1.083	1990-2008
2. Manny Ramirez	1.060	1993-2011
3. Jeff Bagwell	1.023	1991-2005
4. Paul Goldschmidt	1.021	2011-21
5. Mark McGwire	1.018	1986-2001
12. Nolan Arenado	.990	2013-21

minimum 750 plate appearances (since 1974)

CAREER STOLEN BASES BY A PRIMARY FIRST BASEMAN IN MLB HISTORY

All-time MLB Rank	SB	Seasons
1. Jeff Bagwell	202	1991-2005
2. Dan Driessen	154	1973-87
3. Orlando Cepeda	142	1958-74
4. Paul Goldschmidt	140	2011-21

HIGHEST CAREER SB% AMONG PRIMARY FIRST BASEMEN IN MLB HISTORY

All-Time MLB Rank	SB-ATT	Pct.	Seasons
1. Paul Goldschmidt	140-173	80.9	2011-21
2. Joey Votto	80-109	73.4	1996-2009
3. Albert Pujols	116-157	73.9	2001-21
4. Jeff Bagwell	202-280	72.1	1991-2005

Minimum 100 SB attempts

CARDINALS 1B-3B COMBOS TO WIN GOLD GLOVES IN SAME SEASON

Season	1B	3B
2021	Paul Goldschmidt	Nolan Arenado
2006	Albert Pujols	Scott Rolen
1963	Bill White	Ken Boyer
1961	Bill White	Ken Boyer
1960	Bill White	Ken Boyer

GOLDSCHMIDT, PAUL



GOLD GLOVE AWARDS AMONG FIRST BASEMEN IN MLB HISTORY

Rank	Awards	Seasons
1. Keith Hernandez	11	1978-83, '84-88
2. Don Mattingly	9	1985-89, '91-94
3. George Scott	8	1967-68, '71-76
4. Vic Power	7	1958, '59-64
Bill White	7	1960-66
5. Wes Parker	6	1967-72
J.T. Snow	6	1995-2000
7. Mark Teixeira	5	2005-06, '09-10, '12
8. Steve Garvey	4	1974-77
Adrián González	4	2008-09, '11, '14
Mark Grace	4	1992-93, '95
Eric Hosmer	4	2013-15, '17
Anthony Rizzo	4	2016, '18-20
Paul Goldschmidt	4	2013, '15, '17, '21

SILVER SLUGGER AWARDS AMONG FIRST BASEMEN IN MLB HISTORY

Rank	Awards	Seasons
1. Todd Helton	4	2000-03
Albert Pujols	4	2004, '08-10
Paul Goldschmidt	4	2013, '15, 17-18

SILVER AND GOLD CLUB

Players to win both the Gold Glove and Silver Slugger Awards in the same season (since 1980)

MLB Rank	Pos	Seasons
1. Iván Rodríguez	C	7 - 1994-99, 2004
Ken Griffey Jr.	OF	7 - 1991, '93-94, '96-99
Barry Bonds	OF	7 - 1990-94, '96-97
4. Ryne Sandberg	2B	6 - 1984-85, '88-91
5. Mike Schmidt	3B	5 - 1981-84, '86
Kirby Puckett	OF	5 - 1986-89, '92
7. Roberto Alomar	2B	4 - 1992, '96, '99-2000
Nolan Arenado	3B	4 - 2015-18
Dale Murphy	OF	4 - 1982-85
Andre Dawson	OF	4 - 1980-81, '83, '87
Dave Winfield	OF	4 - 1982-85
Mookie Betts	OF	4 - 2016, '18-20
13. Don Mattingly	1B	3 - 1984-85, '87
Paul Goldschmidt	1B	3 - 2013, '15, '17
Craig Biggio	2B	3 - 1994-95, '97
Ichiro Suzuki	OF	3 - 2001, '07, '09
Joe Mauer	C	3 - 2008-10
Larry Walker	OF	3 - 1992, '97, '99
Lou Whitaker	2B	3 - 1983-85
Matt Williams	3B	3 - 1993-94, '97
Tony Gwynn	OF	3 - 1986-87, '89

1ST INNING HOME RUNS SINCE 2011

MLB Rank	1st Inn HR	Total HR	Pct. of Total HR
1. Mike Trout	85	310	27.4%
2. Paul Goldschmidt	69	280	24.6%
3. Nolan Arenado	68	269	25.3%

- Tied Tyler O'Neill for the team lead in multi-home run games (3) and was also part of two back-to-back home runs.
- Hit a walk-off home run vs. Miami (6/15) and had a walk-off RBI vs. the Cubs (10/1) for the Cardinals' 90th win of the season.
- Collected his 250th career home run vs. Washington (4/13), a solo blast off Stephen Strasburg.
- Recorded his 1,500th career hit vs. Minnesota (7/30) off Tyler Duffey.
- Hit monster 470 foot home run off Pittsburgh's JT Brubaker (6/26) at Busch Stadium. The blast to dead center was estimated as the 4th-longest in Busch Stadium III history (since 2006), the 8th-longest hit by any MLB player in 2021, and Goldschmidt's 2nd-longest of his career.
- Averaged a team-leading 416 feet on his home runs, tying Shohei Ohtani for 5th-longest in MLB among qualifying hitters.
- Ranked 5th in MLB with 239 hard hits balls (95+ MPH) and 9th with 64 barrels.
- Hit .350 (43-123) with a 1.063 OPS off left-handed pitching, both 2nd in NL behind Trea Turner (.392, 1.150).
- Batted .340 after August 1, 2nd-best in the National League behind Chicago's Frank Schwindel (.344).

2021 POSTSEASON: Went 1-for-3 with a pair of walks in the 3-1 loss at the Los Angeles Dodgers in the Wild Card Game... marked his 5th career Wild Card game, T2nd-most in MLB postseason history (12 others) and tied with Yadier Molina for most among National Leaguers.

BACKGROUND/PERSONAL

- He and his wife, Amy, have a son, Jacob (9/2/15), and daughter, Emma (10/11/17).
- Met his future wife, who was on the golf team, in an athlete study hall during freshman years while at Texas State University.
- Has a golden retriever named Brinkley.
- The Goldschmidt family is from Germany...his great-grandmother, Ilse, an heiress to one of the largest printing companies in Germany, her husband, Paul, and their 5-year-old son, Ernie, fled the Nazis for Boston in 1938.
- Was born in Wilmington, Del. but moved to Texas before he was one year old.
- Grew up a fan of the Astros' Jeff Bagwell, Craig Biggio, and Lance Berkman.
- As a high school senior, was seated in the center field upper deck at Minute Maid Park when Albert Pujols hit the famous home run off Astros closer Brad Lidge to launch the Cardinals to a dramatic comeback victory in Game 5 of the 2005 National League Championship Series.
- Traveled to Australia and New Zealand on a goodwill tour with Diamondbacks officials in November 2013, in advance of the 2014 Opening Series in Sydney.
- Cites Lyle Overbay as one of the most influential players in his career (Paul made his debut on 8/1/11 and Overbay signed on 8/13/11)...helped him on defense and positioning.



Philanthropic Efforts

- He and his wife began volunteering at Phoenix Children’s Hospital during the winter of 2011, and later received permanent visitors’ credentials due to visiting so frequently.
- He and his wife started the Goldy’s Fund 4 Kids (GF4K) charity in 2014. It’s mission is to help Phoenix Children’s Hospital patients and their families through hands-on volunteering, time together, and providing tangible products to help patients stay positive and get healthy their stay.
- Teamed with the Arizona Diamondbacks Foundation and raised money to benefit Phoenix Children’s Hospital through his Goldy’s Fund 4 Kids, launching a “Bleacher Creature” program (2014) and hosting “Goldy’s Bowling Bash” (2016 and 2018).
- On April 4, 2017, the Arizona Diamondbacks Foundation dedicated Paul Goldschmidt Field, the 39th field in the “Diamonds Back” Youth Field Building Program. Located at Falcon Park in Goodyear, the field received a new scoreboard, fencing, windscreen, sports lighting system, irrigation system, sod, stabilizer and general field updates.
- In 2017, surprised a second grade class at Edison Elementary School in Phoenix for National Teacher Appreciation Day.
- In 2018, he and his wife were named honorary chairs for the Hope Lives Here capital campaign to raise funds for the building of the new Center for Cancer and Blood Disorders at Phoenix Children’s Hospital.
- In 2018, chaired events for Chrysalis, a non-profit domestic violence shelter; and assisted Soldier’s Best Friend, a local non-profit that pairs veterans with adopted animals and then certifies them as a service animal.
- In 2019, visited Scott Air Force Base for the Air Force Wounded Warrior program with Mike Schildt, Bryan Eversgerd, Matt Wieters, and Andrew Miller.

The Woodlands (Tex.) High School

- Graduated from The Woodlands (Tex.) High School in 2006. Did not start on the baseball team until his junior year.
- Played third base as a senior in 2006 as the Highlanders (38-1 record) won the Class 5A Texas state baseball championship and were crowned National Champions by *Baseball America*, *USA Today*, and *Collegiate Baseball*.
- Originally selected by the Los Angeles Dodgers in the 49th round of the June, 2006 First-Year Player Draft, but did not sign to attend Texas State University.
- The Dodgers expected Goldschmidt to opt for college, but selected him anyway because he was highly recommended by then Dodgers scout Chris Smith, whose son was a high school teammate of Goldschmidt.
- Also was high school teammates of pitcher/shortstop Kyle Drabek, who was selected by Philadelphia in the first round (18th overall) that year.

RECENT CARDINALS 1B-3B COMBOS TO BOTH START 100+ GAMES

Season	1B	3B	Games
2021	Paul Goldschmidt	Nolan Arenado	146
2014	Matt Adams	Matt Carpenter	128
2008	Albert Pujols	Troy Glaus	129
2007	Albert Pujols	Scott Rolen	106
2006	Albert Pujols	Scott Rolen	123
2004	Albert Pujols	Scott Rolen	129
2003	Tino Martinez	Scott Rolen	119
1999	Mark McGwire	Fernando Tatis	136

ACTIVE CAREER OPS LEADERS VS. NATIONAL LEAGUE CENTRAL DIVISION

Active Rank	OPS	Seasons
1. Albert Pujols	1.027	2001-21
2. Jesse Winker	.955	2001-21
3. Joey Votto	.951	2001-21
4. Paul Goldschmidt	.950	2011-21
5. Nolan Arenado	.944	2007-21

minimum 500 PA (Since 1994)

CAREER VS. NATIONAL LEAGUE CENTRAL

Opponent	G	AVG	OBP	SLG	OPS
Brewers	92	.334	.421	.600	1.021
Cubs	91	.312	.412	.585	.997
Pirates	91	.306	.411	.538	.950
Reds	89	.274	.370	.502	.871

** Highest among active MLB players, minimum 150 PA*

CAREER AT NL CENTRAL BALLPARKS

Stadium	G	AVG	OBP	SLG	OPS
Busch Stadium	208	.286	.365	.491	.856
GABP	43	.300	.392	.619	1.011
American Family	48	.348	.429	.707	1.136
PNC Park	45	.290	.392	.506	.898
Wrigley Field	51	.310	.413	.522	.935

** Highest all-time in MLB history, minimum 120 PA*

MOST HITS BY A CARDINAL IN A DIVISION SERIES

Rank	H-AB	AVG	NLDS
Fernando Vina	9-15	.600	2002 vs. Dbacks
Paul Goldschmidt	9-21	.429	2019 vs. Braves
Marcell Ozuna	9-21	.429	2019 vs. Braves

ALL-TIME HIGHEST CAREER SLUGGING IN A DIVISION SERIES IN MLB HISTORY

MLB Rank	Slugging	Team(s)
1. Edgar Martinez	.781	Mariners
2. Paul Goldschmidt	.750	Dbacks, Cardinals
3. Juan Gonzalez	.742	Rangers, Cleveland

Minimum 50 plate appearances

GOLDSCHMIDT, PAUL



Texas State University

- Played three seasons at Texas State Univ. (2007-09), where left as the all-time leader in homers (36) and RBI (178).
- His No. 37 was retired in Feb. 2015, becoming the first Texas State baseball player to have his jersey retired and just the fifth across all sports at the university.
- As a sophomore in 2008, faced off against fellow Houston-native Matt Carpenter (red-shirt junior) and Texas Christian University twice.
- As a junior, helped lead the Bobcats to the 2009 Southland Conference championship that included a record 41 wins.
- Won back-to-back SLC Hitter of the Year titles (2008-09).
- Named 2009 All-SC Player of the Year after breaking school records with 18 HR's and NCAA Division I-leading 87 RBI.
- Two-time SLC Scholar Athlete of the Year (2008-09) and tabbed Texas State's 2009 male Student Athlete of the Year after making the dean's list every semester he was enrolled.
- Boasted a 3.87 GPA in Finance through his junior year at Texas State, and was 10 hours short from securing his degree when signing with Arizona.
- Selected by Arizona in the 8th round of the June, 2009 First-Year Player Draft.
- Played for the Anchorage Bucs in 2008 Alaska Baseball League where he was an All-League Selection at DH.

University of Phoenix

- To honor both himself and fulfill a promise to his family, graduated from the University of Phoenix with a bachelor's of science degree in Management in 2013, the season where he finished second in the National League Most Valuable Player voting.
- Completed coursework on team flights and at the hotel while on the road throughout his first two full MLB seasons.



Adam Wainwright celebrates following the final out of his complete game in Game 5, as the Cardinals defeated the Pittsburgh Pirates in the 2013 National League Division Series at Busch Stadium III, October 9, 2013.



NOLAN GORMAN

68

HEIGHT	WEIGHT	BATS/THROWS	BIRTH DATE	ML SERVICE
6-1	215	L/R	5/10/2000	0.000

FULL NAME: Nolan Brian Gorman

BORN: Phoenix, Arizona

OPENING DAY AGE: 21 (Turns 22 on May 10)

BECAME CARDINAL: Selected in the first round (19th overall) of the June, 2018 First-Year Player Draft

CONTRACT STATUS: Signed through 2022

INFIELDER (NON-ROSTER)



COMPLETE RECORD

Year	Team	AVG	G	AB	R	H	2B	3B	HR	RBI	SH	SF	HBP	BB	IBB	SO	SB	CS	GDP	SLG	OBP	E
2018	Peoria	.202	25	94	8	19	3	0	6	16	0	2	1	10	0	39	0	2	1	.426	.280	12
	Johnson City	.350	38	143	41	50	10	1	11	28	0	0	0	24	0	37	1	3	0	.664	.443	9
2019	Palm Beach	.256	58	215	24	55	16	3	5	21	0	0	2	13	0	73	0	1	3	.428	.304	12
	Peoria	.241	67	241	41	58	14	3	10	41	0	2	7	32	3	79	2	0	2	.448	.344	9
2020	DID NOT PLAY -- ALTERNATE TRAINING SITE ONLY																					
2021	Springfield	.288	43	177	26	51	6	0	11	27	0	0	0	18	0	52	4	2	2	.508	.354	8
	Memphis	.274	76	303	45	83	14	1	14	48	0	3	2	20	1	63	3	1	5	.465	.320	4
MINOR TOTALS		.269	307	1173	185	316	63	8	57	181	0	7	12	117	4	343	10	7	13	.483	.340	54

CAREER NOTES

- Has been invited to Major League Spring Training for the third consecutive year (2020-22), with each season entering as the Cardinals 2nd-youngest player in camp behind catcher Ivan Herrera.
- In 2021 between Springfield (AA) and Memphis (AAA) at age 21, set career highs and led the Cardinals organization in plate appearances (523), at-bats (480), hits (134), and total bases (231). Also established career bests in games played (119), home runs (25), runs scored (71) RBI (75), and stolen bases (7).
- Made defensive transition to second base before the 2021 season. Appeared in 77 games at second base, committing seven errors in 349 total chances (.980 fielding percentage).
- Of his 316 career hits since 2018, 128 have gone for extra bases (40.5%) including 57 home runs.
- Has homered once every 22.97 plate appearances in his career.
- Has recorded eight multi-home run games over his three year career (307 minor league games).
- In 2018, became the first player born in the year 2000 to be drafted by a Major League team.
- Current friend and former childhood teammate of Cardinals minor league pitcher Matthew Liberatore.
- Won three home run contests in less than a month while in high school in 2017: the High School Home Run Derby at the MLB All-Star Game at Marlins Park; the Under Armour All-America at Wrigley Field; and Area Code Games in Long Beach Calif.
- Enters the 2022 season ranked by *Baseball America* as the No. 2 prospect in the Cardinals organization (No. 34 overall in the Top 100 overall).
- In 2020 and 2021, was twice ranked by *Baseball America* as the No. 3 prospect in the Cardinals organization (No. 55 overall in 2020 and 54th overall in 2021).
- Recognized as the Cardinals "Best Power Hitter" for the third straight season (2020-22) by the same publication.



2021

- Invited to Major League Spring Training for the second consecutive year, both seasons entering as the Cardinals 2nd-youngest player in camp behind catcher Ivan Herrera.
- Hit .279/.333/.481 with a .814 OPS in 119 games between Springfield (AA) and Memphis (AAA), setting career highs in hits (134), home runs (25), RBI (75), runs scored (71), total bases (231), and stolen bases (7).
- Led the Cardinals minor league system in plate appearances (523), at-bats (480), hits, and total bases, and shared the organizational lead in games played (119).
- Appeared defensively in 77 games at second base, committing seven errors in 349 total chances (.980 fielding pct.). Also appeared in 32 games at third base.
- Hit 13 home runs as a second baseman, 16th-most by any minor league second baseman.
- Among Cardinals minor league second basemen since 2005, only Aaron Herr (21 for AA-Springfield in 2005) and Jarrett Hoffpauir (14 for AAA-Memphis in 2009) have hit more home runs in a single season.
- Decreased his strikeout total from 152 in 2019 (512 PA) to 115 in 2021 (523 PA).
- Hit combined .305 (110-361) off right-handers and .202 (24-119) off left-handed pitchers.
- Began the season in Springfield, hitting .288/.354/.508 (51-177) with 11 home runs, six doubles and a .862 OPS in 43 games.
- Opened the season as the 4th-youngest player in the Double-A Central League, behind C.J. Abrams, Bobby Witt Jr., and teammate Iván Herrera.
- Averaged a home run every 17.73 plate appearances.
- Named Double-A Central Player of the Week for the June 7-13 period.
- Blasted seven home runs over six games, hitting .346/.393/1.154 (9-26) with nine runs, 12 RBIs and two walks.
- Hit three home runs in his first three at-bats on 6/12 vs. Arkansas (AA-Mariners), one day after hitting two homers against the Travelers (6/11).
- His three-homer game was the first in Springfield Cardinals regular season history.
- Promoted to Memphis on 6/29.
- After batting .103 (4-39) with four singles in his first 10 games with the Redbirds, finished his season hitting .299/.345/.519 (79-264) with 14 home runs, 14 doubles, 46 RBI and a .864 OPS in his final 66 games to end the season.
- Hit .316/.364/.561 (31-98) with a .926 OPS in 25 August games, his most successful month of the season.
- Started at third base for the National League in the SiriusXM All-Star Futures Game at Coors Field. Went 1-for-2 with a run scored and an RBI double in the third inning.
- Played an injury-shortened season with the Glendale Desert Dogs of the Arizona Fall League.

AWARDS & HONORS

SiriusXM All-Star Futures Game Selection

2021: National League
2019: National League

Arizona Fall League Rising Star

2021: Glendale Desert Dogs

Double-A Central Player of the Week

2021: Springfield (AA) - June 7-13

MiLB.com Organization All-Star

2021: Memphis (AAA) & Springfield (AA) - 2B
2019: Peoria (A) & Palm Beach (High-A) - 3B

Midwest League Mid-Season All-Star

2019: Peoria (A)

Midwest League Player of the Week

2019: Peoria (A) - April 4-14

Baseball America Rookie All-Star

2018: Johnson City (R)

Appalachian League Postseason All-Star

2018: Johnson City (R)

Appalachian League Player of the Week

2018: Johnson City (R) - July 30 - Aug. 5

Baseball America High School All-America Team - Corner Infield

2018: Sandra Day O'Connor High School

U-18 Baseball World Cup Championship

2017: United States of America

- Hit .375/.565/.625 (6-18) with a home run, eight runs scored, and a 1.190 OPS in six games. Started five games at second base.
- Named to the Fall Stars Game, but did not appear due to a hamstring injury.
- Named the Double-A Central League's Best Defensive Third Baseman in *Baseball America's* Best Tools Survey by league managers.
- Following the season, named the No. 8 prospect of the Double-A Central League by *Baseball America*.




BACKGROUND/PERSONAL

- Graduated from Sandra Day O'Connor High School in Glendale, Ariz. in 2018.
- Batted .419 (116-277) with 32 HR, 118 RBI and 115 runs scored in his high school career.
- Hit .421 with 10 HR, 46 walks and a .640 OBP his senior season, helping lead O'Connor High School to the Arizona High School Class 6A State Championship over Mountain Ridge (7-1), playing against Matthew Liberatore.
- Is friend and former childhood teammate of Cardinals minor league pitcher Matthew Liberatore.
- Both Gorman and Liberatore played on the same Gold Medal-winning World Cup team in 2017 in Canada.
- Named First Team Arizona High School All-State from 2016-18.
- Won the 2017 High School Home Run Derby at Marlins Park during All-Star Week in Miami.
- A few weeks later, won the 2017 Under Armour High School All-America Game B45 Home Run Derby at Wrigley Field.
- Signed his letter of intent to the University of Arizona.
- Resides in Pompano Beach, Florida.

RECENT CARDINALS FIRST ROUND PICKS

Year	Pos	Player	Round Pick
2021	RHP	Michael McGreevy	18
2020	3B	Jordan Walker	21
2019	LHP	Zack Thompson	19
2018	3B	Nolan Gorman	19
	RHP	Griffin Roberts	43
2016	SS	Delvin Perez	23
	OF	Dylan Carlson	33
	RHP	Dakota Hudson	34
2015	OF	Nick Plummer	23
	RHP	Jake Woodford	39
2014	RHP	Luke Weaver	27
	RHP	Jack Flaherty	34
2013	LHP	Marco Gonzales	19
	LHP	Rob Kaminsky	28
2012	RHP	Michael Wacha	19
	OF	James Ramsey	23
	OF	Stephen Piscotty	36
	3B	Patrick Wisdom	52
	C	Steve Bean	59

GORMAN, NOLAN



Starting pitchers Michael Wacha and Adam Wainwright during 2014 Spring Training in Jupiter, Fla.



RYAN HELSLEY

56

HEIGHT	WEIGHT	BATS/THROWS	BIRTH DATE	ML SERVICE
6-2	230	R/R	7/18/1994	2.105

FULL NAME: Ryan Dalton Helsley

BORN: Talequah, Oklahoma

OPENING DAY AGE: 27 (Turns 28 on July 18)

BECAME CARDINAL: Selected in the fifth round (161st overall) in the June, 2015 First-Year Player Draft

CONTRACT STATUS: Signed through 2022

PITCHER



COMPLETE RECORD

Year	Team	W-L	ERA	G	GS	CG	GF	SHO	SV	IP	H	R	ER	HR	HBP	BB	IBB	SO	WP	BK	BA
2015	Johnson City	1-1	2.01	11	9	0	0	0	0	40.1	33	13	9	1	0	19	0	35	3	0	.221
2016	Peoria	10-2	1.61	17	17	0	0	0	0	95.0	77	22	17	3	1	19	0	109	7	1	.216
2017	Palm Beach	8-2	2.69	17	16	1	0	+1	0	93.2	72	30	28	3	1	30	0	91	6	0	.213
	Springfield	3-1	2.67	6	6	0	0	0	0	33.2	25	12	10	4	1	15	0	41	3	0	.200
	Memphis	0-0	3.60	1	1	0	0	0	0	5.0	7	2	2	0	0	3	0	5	0	0	.350
2018	Memphis	2-1	3.71	5	5	0	0	0	0	26.2	18	14	11	2	0	9	0	34	1	0	.188
	Springfield	3-2	4.39	7	7	1	0	0	0	41.0	30	22	20	5	2	20	0	44	10	0	.203
	GCL Cardinals	0-0	0.00	1	1	0	0	0	0	2.2	1	0	0	0	0	3	0	4	0	0	.111
2019	ST. LOUIS	2-0	2.95	24	0	0	4	0	0	36.2	34	13	12	5	0	12	2	32	2	1	.245
	Memphis	2-3	4.58	17	7	0	0	0	1	37.1	29	20	19	3	0	20	0	41	3	0	.218
2020	ST. LOUIS	1-1	5.25	12	0	0	4	0	1	12.0	8	8	7	3	1	8	1	10	0	0	.186
2021	ST. LOUIS	6-4	4.56	51	0	0	7	0	1	47.1	40	24	24	4	0	27	2	47	7	0	.227
MINOR TOTALS		29-12	2.78	82	69	2	0	1	1	375.1	292	135	116	21	5	138	0	404	33	1	.213
MAJORS TOTALS		9-5	4.03	87	0	0	15	0	2	96.0	82	45	43	12	1	47	5	89	9	1	.229

+ Tied for League Lead

Note: Major League Uniform Numbers Worn: 56 (2019-present)

WILD CARD RECORD

Year	Team	W-L	ERA	G	GS	CG	GF	SHO	SV	IP	H	R	ER	HR	HBP	BB	IBB	SO	WP	BK	BA
2020	STL at SD	0-0	5.40	2	0	0	0	0	0	1.2	1	1	1	0	0	0	0	2	0	0	.167

DIVISION SERIES RECORD

Year	Team	W-L	ERA	G	GS	CG	GF	SHO	SV	IP	H	R	ER	HR	HBP	BB	IBB	SO	WP	BK	BA
2019	STL vs. ATL	0-0	0.00	2	0	0	0	0	0	1.1	1	0	0	0	0	0	0	3	0	0	.200

LEAGUE CHAMPIONSHIP SERIES RECORD

Year	Team	W-L	ERA	G	GS	CG	GF	SHO	SV	IP	H	R	ER	HR	HBP	BB	IBB	SO	WP	BK	BA
2019	STL vs. WSH	0-0	0.00	3	0	0	1	0	0	4.0	0	0	0	0	0	1	0	5	0	0	.000



REGULAR SEASON FIELDING RECORD

Position	PCT	G	PO	A	E	TC	DP
Pitcher	1.000	87	3	11	0	14	0

REGULAR SEASON BATTING RECORD

Year Team	AVG	G	AB	R	H	2B	3B	HR	RBI	SH	SF	HBP	BB	IBB	SO	SB	CS	GDP	SLG	OBP	E
2021 ST. LOUIS	.000	51	0	0	0	0	0	0	0	0	0	0	0	0	0	0	0	0	.000	.000	0
MAJOR TOTALS	.333	87	3	0	1	0	0	0	0	0	0	0	0	0	2	0	0	0	.333	.333	0

CAREER TRANSACTIONS

- Selected by the St. Louis Cardinals in the fifth round (161st overall) of the June, 2015 First-Year Player Draft.
- On St. Louis injured list (right shoulder impingement), June 13 - July 2, 2019, included injury rehabilitation assignments to Memphis (AAA).
- On St. Louis injured list, August 15 - 31, 2020.
- On St. Louis injured list (right elbow stress reaction), August 20, 2021 through the end of season.

2021 SEASON HIGHS

Most IP: 1.2, 3x. Last: 7/6 at San Francisco
Most Strikeouts: 3, 4x. Last: 8/14 at Kansas City
Most Walks: 2, 5x. Last: 6/23 at Detroit
Most Runs Allowed: 4, 4/4 at Cincinnati
Most ER Allowed: 4, 4/4 at Cincinnati
Most Hits Allowed: 3, 3x. Last: 7/23 at Cincinnati
Most HRs Allowed: 1, 4x. Last: 8/4 vs. Atlanta
Longest Winning Streak: 3 games, twice. Last: 6/16-end of season
Longest Losing Streak: 4 games, 5/12-6/5
Longest Scoreless Streak: 8.1 IP, 4/21-5/11

CAREER HIGHS

Most IP: 3.0, 8/5/19 at Los Angeles Dodgers
Most Strikeouts: 4, twice. Last: 8/25/19 vs. Colorado
Most Walks: 4, 8/5/19 at Los Angeles Dodgers
Most Runs Allowed: 4, 4/4/21 at Cincinnati
Most ER Allowed: 4, 4/4/21 at Cincinnati
Most Hits Allowed: 4, twice. Last: 9/27/19 vs. Chicago Cubs
Most HRs Allowed: 1, 12x. Last: 8/4/21 vs. Atlanta
Longest Winning Streak: 3 games, 3x. Last: 6/16/21-present.
Longest Losing Streak: 4 games, 5/12/21-6/5/21
Longest Scoreless Streak: 8.1 IP, 3x. Last: 4/21/21-5/11/21

CAREER NOTES

- Led all National League pitchers and ranked 2nd in MLB behind Liam Hendriks (CWS, 10.0%) in Inherited Runners Scored Percentage (12.9%) in 2021. Marked the 5th lowest qualifying IRS Pct. in Cardinals history (since 1974).
- Posted the lowest baserunners/9 IP (3.38) in the 2019 postseason, marking the lowest in a single postseason by a rookie pitcher (min. 5 app & 5.0 IP). Threw five scoreless appearances to begin his postseason career.
- Moved to a bullpen role for the 2019 season after starting 62 of his first 65 minor league games from 2015-18.
- Threw 18 pitches of 100+ mph (9th most in MLB) in 2019, topping out at 101.5 twice (9/20 & 4/16 in MLB debut). He and Jordan Hicks (206 pitches) were the only Cardinals to reach at least 100 mph, with 27.0% of his pitches at a velocity of 98 MPH or higher (156-of-577).
- 2017 Florida State League Most Valuable Pitcher.
- 2016 Midwest League All-Star.
- Led all Cardinals Minor League pitchers in 2018 with a .194 opponent batting average.
- Recorded five double-digit strikeout games over his four-year pro career with a single-game high of 13 in 2016.
- Compiled a .707 career winning percentage (29-12) in the minor leagues, striking out an average of 9.7 batters per 9.0 innings.

ROOKIE SINGLE-SEASON POSTSEASON BASERUNNERS/9 IP

MLB Rank	Baserunners/9 IP	Season
1. Ryan Helsley	3.38	2019 Cardinals
2. Trevor Rosenthal	4.15	2012 Cardinals
3. Roberto Osuna	4.32	2015 Blue Jays
4. Joe Biagini	4.91	2016 Blue Jays
5. Trevor Rosenthal	5.40	2013 Cardinals

ROOKIE SINGLE-SEASON POSTSEASON LOWEST WHIP

MLB Rank	WHIP	Season
1. Ryan Helsley	0.38	2019 Cardinals
2. Trevor Rosenthal	0.46	2012 Cardinals
3. Roberto Osuna	0.48	2015 Blue Jays
4. Joe Biagini	0.55	2016 Blue Jays
5. Corbin Burnes	0.56	2018 Brewers
6. Trevor Rosenthal	0.60	2013 Cardinals
7. Phil Bickford	0.67	2021 Dodgers
8. Tanner Houck	0.68	2021 Red Sox

* Minimum 5.0 IP & 5 appearances



2021

NL Ranks: Inherited Runners Scored Pct. (12.9%, 1st).

- Posted career high marks in appearances (51), innings pitched (47.1), strikeouts (47) and wins (6).
- Finished the season on the 60-day Injured List with a right elbow stress reaction. Was placed on the 10-Day Injured List on August 20 and transferred to the 60-Day on September 1 as RHP Brandon Dickson was added to the 40-player roster.
- Led all National League pitchers and ranked 2nd in MLB behind Liam Hendriks (CWS, 10.0%) in Inherited Runners Scored Percentage (12.9%). Did not allow an inherited runner to score after June 30 (11 IR/0 S).
- Allowed three of his four inherited runners to score in one inning vs. Arizona (6/30) on a bases loaded walk, wild pitch and ground out. The other came on a sacrifice fly (4/28 vs. Philadelphia).
- Ranked T-11th among National League relievers and T-2nd on the Cardinals with six wins.
- Appeared in 10 or more games each of the first four months of the season (April-12; May-12; June-11; July-11).
- Ran off two sets of three-game win streaks (4/6-5/5 & 6/16-7/30).
- Had 10 Holds on the season with a stretch of six from July 6-Aug. 14, T-9th among MLB pitchers during the stretch.
- Ranked 20th among MLB pitchers with 15 pitches of 100 MPH or higher, ranking 2nd on the Cardinals behind Jordan Hicks (52). Registered 1.9% of his pitches at 100 MPH or more, also ranking 20th in MLB.
- Opponents batted 1-for-12 (.083) against him in bases loaded situations with six strikeouts.
- Surrendered a career-high four runs at Cincinnati (4/4) in the third game of the season.

BACKGROUND/PERSONAL

- Played college baseball at Northeastern State (Okla.) University.
- Struck out 95 batters over 63.2 innings including four double-digit strikeout games in just 12 starts his sophomore year.
- Named Mid-American Intercollegiate Athletic Association Freshman of the Year in 2014.
- Graduated from Sequoyah (OK) High School, where he was an All-State performer in both baseball and basketball.
- Is a member of the Cherokee tribe.
- Resides in Cookson, Oklahoma.

AWARDS & HONORS

Pacific Coast League Championship
2017: Memphis (AAA)

Florida State League Most Valuable Pitcher
2017: Palm Beach (A)

Florida State League Postseason All-Star
2017: Palm Beach (A)

Midwest League Mid-Season All-Star
2016: Peoria (A)

Midwest League Pitcher of the Week
2016: Peoria (A) - April 18-24
2016: Peoria (A) Aug. 29-Sept. 4

Baseball America Low Class-A All-Star
2016: Peoria (A)

Baseball America Rookie All-Star
2015: Johnson City (R)

CAREER MILESTONES

Major League Debut
April 16, 2019 at Milwaukee

First Major League Win
August 25, 2019 vs. Colorado

First Major League Save
September 15, 2019 vs. Milwaukee

First Major League Strikeout
April 16, 2019 at Milwaukee
(5th inning, Ryan Braun, swinging)

CARDINALS SINGLE-SEASON
INHERITED RUNNERS SCORED PCT.

Rank	YEAR	IRS PCT.	IR/S
1.	Tony Fossas 1997	10.0	60 IR/6 S
2.	Randy Choate 2014	10.3	39 IR/4 S
3.	Seth Maness 2013	12.1	58 IR/7 S
4.	Rob Murphy 1993	12.1	33 IR/4 S
5.	Ryan Helsley** 2021	12.9	31 IR/4 S
6.	Randy Choate 2015	14.0	57 IR/8 S
7.	Randy Choate 2013	15.3	59 IR/9 S
8.	Bill Campbell 1985	15.4	39 IR/6 S
9.	Giovanny Gallegos 2019	15.9	44 IR/7 S
10.	Three tied with	16.7	

* Since 1974

** Required to face three batter minimum



IVÁN HERRERA

(ee-VAHN her-RAIR-uh)

47

HEIGHT	WEIGHT	BATS/THROWS	BIRTH DATE	ML SERVICE
6-0	225	R/R	6/1/2000	0.000

FULL NAME: Iván Aaron Herrera

BORN: Panama City, Panama

OPENING DAY AGE: 21 (Turns 22 on June 1)

BECAME CARDINAL: Signed as an international free agent, July 7, 2016

CONTRACT STATUS: Signed through 2022

CATCHER



COMPLETE RECORD

Year	Team	AVG	G	AB	R	H	2B	3B	HR	RBI	SH	SF	HBP	BB	IBB	SO	SB	CS	GDP	SLG	OBP	E
2017	DSL Cardinals	.335	49	170	21	57	15	0	1	27	1	2	10	18	0	36	2	2	3	.441	.425	5
2018	Springfield	.000	2	4	0	0	0	0	0	0	0	0	1	0	0	2	0	0	0	.000	.200	0
	GCL Cardinals	.348	28	112	23	39	6	4	1	25	0	2	5	11	0	20	1	1	2	.500	.423	1
2019	Palm Beach	.276	18	58	7	16	0	0	1	5	0	1	5	0	16	0	0	1	.328	.338	1	
	Peoria	.286	69	248	41	71	10	0	8	42	0	3	5	35	1	56	1	1	11	.423	.381	10
2020	DID NOT PLAY -- ALTERNATE TRAINING SITE ONLY																					
2021	Springfield	.231	98	363	50	84	13	0	17	63	0	+7	7	60	0	96	2	3	10	.408	.346	9
	Memphis	.000	1	4	0	0	0	0	0	0	0	0	0	0	0	0	0	0	0	.000	.000	0
MINOR TOTALS		.278	265	959	142	267	44	4	28	162	1	15	29	129	1	226	6	7	27	.420	.375	26

+ Tied for League Lead

CAREER NOTES

- Enters the 2022 season rated as the No. 5 prospect in the Cardinals organization by *Baseball America*.
- Panama native is the Cardinals Top International Prospect by *MLB.com*.
- Has thrown out 31.8% (99 CS/311 SB ATT) of attempted basestealers over four professional seasons.
- Compiled a career batting average of .319 (86-270) with runners in scoring position since 2017.
- Began his last two seasons as the 3rd-youngest player in his respective league on Opening Day: age 19 in the 2019 Midwest League (A) and age 21 in the 2021 Double-A Central League.
- Was the youngest player in the 2019 Arizona Fall League by 15 days, joining Nationals' infielder Luis Garcia (5/16/2000) as the only two players born in the year 2000.
- Played in 10 games as a 19-year old for Glendale in the 2019 Arizona Fall League, batting .324/.439/.382 (11-34) with two doubles, and six RBI while drawing a positive walk (5) to strikeout (4) ratio in 41 plate appearances.
- Selected to the prestigious Arizona Fall League's 2019 Fall Stars Game. Entered the game defensively in the 6th inning and caught three innings going 0-for-1 at the plate.
- Homed in his first 2019 Midwest League plate appearance at Cedar Rapids (4/4) off Blayne Enlow, as part of a 3-for-4 game with a walk.
- Played in the 2018 Gulf Coast League playoffs, catching the first 15.2 innings of the pitching staff with no earned runs allowed. Went 2-for-11 with two runs scored and an RBI.



2021

- Played the majority of the season with Springfield (AA), where he debuted as the 3rd-youngest player in the Double-A Central on Opening Day behind only Bobby Witt Jr. (KC) and C.J. Abrams (SD).
- Combined to bat .229/.342/.403 (84-367) with 13 doubles and a career high 17 home runs in 99 games between Springfield and Memphis (AAA).
- Caught 72 games and appeared in 27 games as a designated hitter.
- Threw out 25.8% (25 CS/97 SB ATT) of attempted basestealers.
- Hit 17 home runs while playing catcher, T6th-most among all minor league catchers.
- His seven sacrifice flies shared the organizational lead (Evan Mendoza) and tied for the Double-A Central lead.
- Also ranked among league leaders in walks (60, 4th) and RBI (63, 6th).
- Led Springfield in plate appearances (437) and walks, and co-led in games played (98) with Delvin Perez.
- Opened the campaign hitting .288/.418/.438 (23-98) in his first 23 games for Springfield.
- Hit .186/.313/.352 over his next 65 games from 6/4-8/31.
- Capped off his season batting .362/.393/.638 with a 1.030 OPS in his final 10 games after 9/1.
- Promoted to Memphis on 9/20.
- Appeared in the final game of the regular season (10/3) for the Redbirds, going 0-for-4 at catcher vs. Charlotte.
- Threw out his only attempted basestealer during a strikeout, caught stealing double play while Jordan Hicks was on the mound.

AWARDS & HONORS

**Baseball America Low Class-A
All-Star - Catcher**

2019: Peoria (A)

Arizona Fall League Rising Star

2019: Glendale Desert Dogs

MiLB.com Organization All-Star

2019: Peoria (A)

Gulf Coast League Runner-Up

2018: Gulf Coast League Cardinals (R)

**Baseball America
Dominican Summer League All-Star**

2017: DSL Cardinals (R)

BACKGROUND/PERSONAL

- Took English classes while in school in Panama.
- His mother is a former teacher.
- Chose No. 4 to wear in the 2019 Arizona Fall League after growing up a fan of catcher Yadier Molina.
- Resides in Panama City, Panama.



Yadier Molina and Adam Wainwright attending 2019 Cardinals Hall of Fame Induction Ceremony to honor former teammates Jason Isringhausen and Scott Rolen at Ballpark Village, August 24, 2019.



JORDAN HICKS

12

HEIGHT	WEIGHT	BATS/THROWS	BIRTH DATE	ML SERVICE
6-2	205	R/R	9/6/1996	4.000

FULL NAME: Jordan McKinley Hicks
BORN: Houston, Texas
OPENING DAY AGE: 25 (Turns 26 on September 6)
BECAME CARDINAL: Selected in the Supplemental third round (105th overall) of the June, 2015 First-Year Player Draft
CONTRACT STATUS: Signed through 2022
MLB DEBUT: March 29, 2018 at New York Mets

PITCHER

COMPLETE RECORD

Year	Team	W-L	ERA	G	GS	CG	GF	SHO	SV	IP	H	R	ER	HR	HBP	BB	IBB	SO	WP	BK	BA
2016	Johnson City	2-1	4.20	6	6	0	0	0	0	30.0	33	20	14	1	5	13	0	20	3	0	.292
	State College	4-1	1.76	6	6	0	0	0	0	30.2	25	8	6	0	2	16	0	22	4	0	.217
2017	Peoria	8-2	3.35	14	14	0	0	0	0	78.0	75	36	29	3	13	39	0	63	1	2	.260
	Palm Beach	0-1	1.00	8	5	0	3	0	1	27.0	21	3	3	0	2	6	0	32	1	0	.214
2018	ST. LOUIS	3-4	3.59	73	0	0	20	0	6	77.2	59	33	31	2	8	45	2	70	9	0	.208
2019	ST. LOUIS	2-2	3.14	29	0	0	21	0	14	28.2	16	10	10	2	1	11	0	31	2	0	.163
2020	ST. LOUIS	DID NOT PITCH -- OPTED OUT																			
2021	ST. LOUIS	0-0	5.40	10	0	0	1	0	0	10.0	5	6	6	0	0	10	0	10	3	0	.147
	Memphis#	0-0	15.00	3	3	0	0	0	0	3.0	5	5	5	2	0	3	0	3	0	0	.417
MINOR TOTALS		14-5	3.04	37	34	0	3	0	1	168.2	159	72	57	6	22	77	0	140	9	2	.254
MAJOR TOTALS		5-6	3.64	112	0	0	42	0	20	116.1	80	49	47	4	9	66	2	111	14	0	.192

Note: Major League Uniform Numbers Worn: 49 (2018-2019), 12 (2020-present)

REGULAR SEASON FIELDING RECORD

Position	PCT	G	PO	A	E	TC	DP
Pitcher	1.000	112	8	20	0	28	0

REGULAR SEASON BATTING RECORD

Year	Team	AVG	G	AB	R	H	2B	3B	HR	RBI	SH	SF	HBP	BB	IBB	SO	SB	CS	GDP	SLG	OBP	E
2021	ST. LOUIS	.000	10	0	0	0	0	0	0	0	0	0	0	0	0	0	0	0	0	.000	.000	0
MAJOR TOTALS		.000	112	1	0	0	0	0	0	0	0	0	0	0	0	1	0	0	0	.000	.000	0

CAREER TRANSACTIONS

- Selected by the St. Louis Cardinals in the Supplemental third round (105th overall) of the June, 2015 First-Year Player Draft.
- On St. Louis injured list (torn right Ulnar Collateral Ligament), June 23, 2019 - end of season.
- Opted out of 2020 season due to COVID-19 protocols.
- On St. Louis injured list (right elbow inflammation), May 4, 2021 - end of season; included injury rehabilitation assignment to Memphis (AAA) and Glendale Desert Dogs of the Arizona Fall League.



2021 SEASON HIGHS

Most IP: 1.2, 4/17 at Philadelphia
Most Strikeouts: 3, 4/17 at Philadelphia
Most Walks: 2, 3x. Last: 4/23 vs. Cincinnati
Most Runs Allowed: 3, 4/23 vs. Cincinnati
Most Earned Runs Allowed: 3, 4/23 vs. Cincinnati
Most Hits Allowed: 1, 5x. Last: 5/1 at Pittsburgh
Most HRs Allowed: n/a
Longest Winning Streak: n/a
Longest Losing Streak: n/a
Longest Scoreless Streak: 4.1, 4/3-4/11

CAREER HIGHS

Most IP: 2.1, 4/21/18 vs. Cincinnati
Most Strikeouts: 4, twice. Last: 6/12/18 vs. San Diego
Most Walks: 2, 16 times. Last: 4/23/21 vs. Cincinnati
Most Runs Allowed: 4, 7/14/18 vs. Cincinnati
Most Hits Allowed: 4, 7/14/18 vs. Cincinnati
Most HRs Allowed: 1, 4x. Last: 6/22/19 vs. Los Angeles Angels
Longest Winning Streak: 2 games, 5/16-6/19/18
Longest Losing Streak: 4 games, 7/14/18-8/31/19
Longest Save Streak: 14 saves, 4/7/19-present
Longest Scoreless Streak: 8.0 IP, 5/19-29/18

CAREER NOTES

- Type 1 diabetic has missed the majority of the last three seasons (2019-21). Missed time in 2019 and 2021 due to injury and opted out of the 2020 season in accordance with Major League Baseball COVID-19 protocols.
- Has made 10 appearances of 2.0 innings or more in his career (all scoreless).
- Has allowed just 10 home runs to 1,225 total batters faced over his professional career.
- Involved in the longest plate appearance in terms of number of pitches (22) in Major League History during 2021 Spring Training at the Mets in Port St. Lucie (3/14).
- Marking his first game appearance since 2019 Tommy John surgery and only batter faced in the game, threw 22 pitches to shortstop Luis Guillorme that ultimately ended in a walk. Guillorme fouled off 16 pitches, including nine in a row with a full count.
- Was shut down in his 102nd career Major League appearance after suffering an injury requiring Ulnar Collateral Ligament surgery on his right elbow in 2019.
- Made the 2018 Opening Day roster as a 21-year old, previously not pitching higher than Class-A (Palm Beach).
- Switched his uniform number from 49 to 12 after 2019.

Pitch Velocity

- Has thrown 1,935 pitches in his Major League career, with 931 (48.1%) clocked at over 100 MPH. Represents the highest percentage of pitches over 100 MPH in MLB since Hicks made his debut in 2018.
- Averaged 101.1 MPH on his sinker in 2019, the fastest average pitch in Major League Baseball.
- Owned MLB's highest average velocity in 2018 with his four-seam fastball (100.5 MPH) & two-seam fastball (100.2 MPH), and 2nd-fastest sinker (100.4 MPH).
- Threw the three fastest pitches in MLB in 2018 (105.1 MPH sinker & 105.0 MPH sinker vs. Philadelphia 5/20 facing Odúbel Herrera; 104.4 MPH sinker at Arizona 7/4 facing A.J. Pollock) and 7-of-the-10 fastest pitches (all 104.1+ MPH).
- Threw the fastest pitch of the 2019 season against Victor Caratini vs. Chicago Cubs (5/31), a 104.3 MPH sinker, and the top 21 fastest pitches of the season overall.
- In 2021, Hicks (one pitch) and Aroldis Chapman (2 pitches) each topped out at 103 MPH, fastest in the Majors.

AWARDS & HONORS

**Baseball America
 Best Fastball - National League**
 2018: St. Louis

Cardinals Minor League Pitcher of the Month
 July 2017: Peoria (A) & Palm Beach (High-A)

Florida State League co-Championship
 2017: Palm Beach (High-A)

Arizona Fall League Rising Star
 2017: Surprise

Midwest League Mid-Season All-Star
 2017: Peoria (A)

**St. Louis BBWAA Joe Ostermeier/
 Jack Herman Rookie of the Year Award**
 2018 (with Jack Flaherty, Harrison Bader,
 Yairo Muñoz and Mike Shildt)

CAREER MILESTONES

Major League Debut
 March 29, 2018 at New York Mets

First Major League Win
 April 21, 2018 vs. Cincinnati

First Major League Save
 June 9, 2018 at Cincinnati

First Major League Strikeout
 March 29, 2018 at New York Mets
 (7th inning, Jay Bruce, swinging)



2021

- Made his first appearances since undergoing Tommy John ligament replacement surgery on his right elbow, June 2019.
- Recorded an injury-shortened season, beginning the year on the Opening Day roster and appearing in 10 games.
- Struck out or walked 20 of 44 batters faced.
- Hicks (one pitch) and Aroldis Chapman (2 pitches) each topped out at 103 MPH in 2021, fastest in the Majors.
- Threw 52 of 207 total pitches (25.1%) over 100 mph, 20 over 101 MPH, four over 102 MPH, and one at 103 MPH.
- Averaged 99.2 MPH on his sinker, 4th-fastest average sinker speed in MLB behind Aroldis Chapman (100.7), Brusdar Graterol (100.0), and José Alvarado (99.4).
- Involved in the longest at-bat in terms of number of pitches (22) in Major League History during Spring Training at the Mets in Port St. Lucie (3/14).
- Marking his first game appearance since 2019 Tommy John Surgery and only batter faced in the game that dodged the three-batter rule minimum, threw 22 pitches to shortstop Luis Guillorme that ultimately ended in a walk. Guillorme fouled off 16 pitches, including nine in a row with a full count.
- Exited 5/1 appearance at Pittsburgh in the 7th inning due to injury. Placed on the 10-day injured list with right elbow inflammation (5/4). Transferred to the 60-day IL (5/14).
- Split a 30-day injury rehab assignment between Memphis (AAA) and the Glendale Desert Dogs in the Arizona Fall League (9/25-10/25).
- Started three games with the Redbirds during the final week of the minor league season, logging pitch counts of 18, 12, and 31.
- For Glendale, recorded a 9.64 ERA with five strikeouts over two starts. Threw 40 pitches (2.0 IP) and 53 pitches (2.2 IP) in his two outings.

BACKGROUND/PERSONAL

- Attended Klein Oak High School in Spring, Texas for his freshman-junior seasons.
- Transferred to Cypress Creek (Texas) High School for his senior season where he graduated in 2015.
- Signed his letter of intent to play college baseball at Tulane University.
- Recipient of the 2018 Joe Ostermeier/Jack Herman Rookie of the Year award at the St. Louis BBWAA Awards Dinner, shared with Jack Flaherty, Harrison Bader, Yairo Muñoz and Mike Shildt.
- Diagnosed with Type 1 diabetes while in high school.
- Grew up a fan of the Houston Astros. His favorite players were Lance Berkman and Craig Biggio.
- Resides in Houston, Texas.

HICKS, JORDAN



The 2006 World Series Champion St. Louis Cardinals postgame celebration, October 27, 2006.



DAKOTA HUDSON

43

HEIGHT	WEIGHT	BATS/THROWS	BIRTH DATE	ML SERVICE
6-5	215	R/R	9/15/1994	3.066

FULL NAME: Dakota Ryan Hudson

BORN: Dunlap, Tennessee

OPENING DAY AGE: 27 (Turns 28 on September 15)

BECAME CARDINAL: Selected in the Supplemental first round (34th overall) of the June, 2016 First-Year Player Draft

CONTRACT STATUS: Signed through 2022

MLB DEBUT: July 28, 2018 vs. Chicago Cubs

PITCHER



HUDSON, DAKOTA

COMPLETE RECORD

Year Team	W-L	ERA	G	GS	CG	GF	SHO	SV	IP	H	R	ER	HR	HBP	BB	IBB	SO	WP	BK	BA
2016 GCL Cardinals	1-0	0.00	4	1	0	0	0	0	4.0	4	1	0	0	1	0	0	9	3	0	.235
Palm Beach	1-1	0.96	8	0	0	5	0	3	9.1	6	3	1	0	0	7	0	10	1	0	.188
2017 Springfield	9-4	*2.53	18	18	1	0	0	0	114.0	111	38	32	5	8	34	1	77	10	0	.255
Memphis	1-1	4.42	7	7	0	0	0	0	38.2	36	20	19	2	0	15	0	19	4	0	.252
2018 ST. LOUIS	4-1	2.63	26	0	0	2	0	0	27.1	19	9	8	0	1	18	0	19	2	0	.196
Memphis	+13-3	2.50	19	19	0	0	0	0	111.2	107	34	31	1	8	38	0	87	5	0	.254
2019 ST. LOUIS	16-7	3.35	33	32	0	1	0	1	174.2	160	80	65	22	9	*86	8	136	5	0	.245
2020 ST. LOUIS	3-2	2.77	8	8	0	0	0	0	39.0	24	13	12	5	1	15	1	31	0	0	.178
2021 Palm Beach#	0-0	0.00	1	1	0	0	0	0	2.0	2	0	0	0	0	0	0	1	1	0	.250
Springfield#	1-0	0.77	3	3	0	0	0	0	11.2	8	3	1	0	0	5	0	7	0	0	.205
Memphis#	0-0	1.80	1	1	0	0	0	0	5.0	2	2	1	0	0	3	0	2	0	0	.125
ST. LOUIS	1-0	2.08	2	1	0	0	0	0	8.2	7	2	2	0	1	1	0	6	1	0	.219
MINOR TOTALS	26-9	2.58	61	50	1	5	0	3	296.1	276	101	85	8	17	102	1	212	24	0	.248
MAJOR TOTALS	24-10	3.14	69	41	0	3	0	1	249.2	210	104	87	27	12	120	9	192	8	0	.229

* Led League + Tied for League Lead # Injury Rehabilitation Assignment

Note: Major League Uniform Numbers Worn: 43 (2018-present)

DIVISION SERIES RECORD

Year Team	W-L	ERA	G	GS	CG	GF	SHO	SV	IP	H	R	ER	HR	HBP	BB	IBB	SO	WP	BK	BA
2019 STL vs. ATL	0-0	1.93	1	1	0	0	0	0	4.2	5	4	1	1	0	2	0	2	0	0	.294

LEAGUE CHAMPIONSHIP SERIES RECORD

Year Team	W-L	ERA	G	GS	CG	GF	SHO	SV	IP	H	R	ER	HR	HBP	BB	IBB	SO	WP	BK	BA
2019 STL vs. WSH	0-1	108.00	1	1	0	0	0	0	0.1	5	7	4	0	0	1	1	0	0	0	.833

REGULAR SEASON FIELDING RECORD

Position	PCT	G	PO	A	E	TC	DP
Pitcher	.951	69	21	37	3	61	1

REGULAR SEASON BATTING RECORD

Year Team	AVG	G	AB	R	H	2B	3B	HR	RBI	SH	SF	HBP	BB	IBB	SO	SB	CS	GDP	SLG	OBP	E
2021 ST. LOUIS	.000	2	0	0	0	0	0	0	0	0	0	0	0	0	0	0	0	0	.000	.000	0
MAJOR TOTALS	.077	59	52	1	4	0	0	0	2	7	0	1	0	0	24	0	0	1	.077	.094	3



CAREER TRANSACTIONS

- Selected by the Texas Rangers in the 36th round (1,090th overall) of the June, 2013 First-Year Player Draft, but did not sign.
- Selected by the St. Louis Cardinals in the Supplemental 1st round (34th overall) of the June, 2016 First-Year Player Draft.
- On St. Louis injured list (right elbow surgery), September 18, 2020 - end of the season.
- On St. Louis injured list (right elbow surgery), April 1-September 23, 2021; included injury rehabilitation assignments to Palm Beach (A), Springfield (AA), and Memphis (AAA).

2021 SEASON HIGHS

Most IP: 5.0, 10/1 vs. Chicago Cubs
Most Strikeouts: 4, 10/1 vs. Chicago Cubs
Most Walks: 1, 10/1 vs. Chicago Cubs
Most Runs Allowed: 2, 9/24 at Chicago Cubs
Most Hits Allowed: 4, 9/24 at Chicago Cubs
Most HRs Allowed: n/a
Longest Winning Streak: 1 game, 9/24-present
Longest Losing Streak: n/a
Longest Scoreless Streak: 5.0 IP, 10/1-present

CAREER HIGHS

Most IP (Starter): 7.2, 8/31/19 [1] vs. Cincinnati
Most IP (Relief): 3.0, 8/4/18 vs. Cincinnati
Most Strikeouts (Starter): 10, 9/27/19 vs. Chicago Cubs
Most Strikeouts (Relief): 3, 9/21/18 vs. San Francisco
Most Walks (Starter): 5, 3x, Last: 9/27/19 vs. Chicago Cubs
Most Walks (Relief): 3, 8/20/18 at Los Angeles Dodgers
Most Runs Allowed (Starter): 8, 5/7/19 vs. Philadelphia
Most Runs Allowed (Relief): 3, 8/25/18 at Colorado
Most Hits Allowed (Starter): 9, 5/12/19 vs. Pittsburgh
Most Hits Allowed (Relief): 3, twice, Last: 9/17/18 at Atlanta
Most HRs Allowed (Starter): 3, 3x, Last: 7/28/19 vs. Houston
Longest Winning Streak: 5 games, 8/14-9/5/19
Longest Losing Streak: 2 games, three times, Last: 7/26-8/16/20
Longest Scoreless Streak: 18.2 IP, 8/14-8/24/19
10+ Strikeout Games: 1, 10, 9/27/19 vs. Chicago Cubs
Last Relief Appearance: 4/3/19 at Pittsburgh

CAREER NOTES

- Missed the end of the 2020 season and the majority of 2021 while recovering from Tommy John ligament replacement surgery on his right elbow, performed by Dr. George Paletta in September 2020.
- Exited a start after 2.0 innings due to a right elbow strain, Sept. 17, 2020 at Pittsburgh.
- Made his first Major League appearance after 372 days, appearing in two games (one start) for St. Louis in late September 2021, both against the Cubs.
- Needs one win for 25 career wins, 0.1 innings for 250.0 career innings pitched, and 8 strikeouts for 200.
- Since his Major League debut (July 28, 2018), ranks 4th in Major League Baseball in both ground ball percentage (58.0) and ground ball/flyball ratio (2.94) among those with 162 or more innings pitched.
- Also since his MLB debut, has the 13th-highest run support average (6.24) in MLB over that period.
- Currently sports the 2nd-lowest ERA (2.40) in Busch Stadium III history (minimum 100.0 innings pitched), trailing only John Lackey (2.08).
- Was the Cardinals compensation pick in the 2016 MLB First-Year Player Draft for free agent Jason Heyward signing with the Chicago Cubs.
- Was the second of back-to-back compensation picks by St. Louis. Dylan Carlson was previously chosen due to free agent John Lackey also signing with the Cubs.

LOWEST CAREER ERA - BUSCH STADIUM III

Rank	W-L	ERA	IP	Seasons
1. John Lackey	14-4	2.08	181.1	2014-17
2. Dakota Hudson	12-3	2.40	138.2	2018-21
3. Shelby Miller	14-9	2.46	208.1	2012-15
4. Chris Carpenter	32-15	2.61	476.1	2006-12
5. Miles Mikolas	14-13	2.69	231.0	2012-21

All Teams Played Included - Minimum 100.0 innings pitched

GROUND BALL PERCENTAGE SINCE HUDSON'S MLB DEBUT - JULY 28, 2018

Rank	Team(s)	GB%
1. Framber Valdez	Astros	66.2
2. Mark Melancon	SF/ATL/SD	59.4
3. Luke Jackson	Braves	58.1
4. Dakota Hudson	Cardinals	57.9

Minimum 162.0 innings pitched

GROUND BALL/FLY BALL RATIO SINCE HUDSON'S MLB DEBUT - JULY 28, 2018

MLB Rank	Team(s)	G/F
1. Framber Valdez	Astros	4.60
2. Mark Melancon	SF/ATL/SD	3.90
3. Logan Webb	Giants	3.24
4. Dakota Hudson	Cardinals	2.94

Minimum 162.0 innings pitched



Postseason Career

- Started Game 4 of the 2019 NLDS vs. Atlanta and Game 4 of the 2019 NLCS at Washington, joining Michael Wacha (2013), Kyle Lohse (2012) and Chris Carpenter (2011) as one of four Cardinals to start two elimination games in the same postseason.
- Joined teammate Jack Flaherty (age 23), marking the 6th time St. Louis featured two starting pitchers age 25 or younger in the same postseason, joining Paul Dean & Dizzy Dean (1934); Nelson Briles & Steve Carlton (1967); John Stuper & Dave LaPoint (1982), Greg Mathews & Joe Magrane (1987); Joe Kelly & Michael Wacha (2013).

2021

- Missed the majority of the season while recovering from Tommy John ligament replacement surgery on his right elbow.
- Did not pitch during Spring Training and was limited to non-throwing drills.
- After missing the first 152 games, activated from the injured list on 9/24 and made two appearances (one start) for St. Louis in late September, both against the Cubs.
- Pitched in relief of Jack Flaherty for his season debut at Chicago in the nightcap of a split doubleheader.
- Threw 3.2 innings, allowing two runs on four hits with no walks and two strikeouts earning the win in a seven-inning contest. Was his first Major League appearance in 372 days.
- Struck out four over 5.0 scoreless frames as starter in a 4-3 win vs. the Cubs on 10/1.
- Made five injury rehab starts between Palm Beach (Low-A), Springfield (AA) and Memphis (AAA). Went 1-0 with an 0.96 ERA over 18.2 innings.

2021 POSTSEASON: Was on the postseason roster for the Wild Card game at Los Angeles Dodgers, but did not pitch.

2020

- Exited a start after 2.0 innings due to a right elbow strain, Sept. 17, 2020 at Pittsburgh.
- Underwent Tommy John ligament replacement surgery on his right elbow, performed by Dr. George Paletta, September 2020.

AWARDS & HONORS

**Baseball America MLB All-Rookie Team
Starting Pitcher**
2019: St. Louis

Cardinals Minor League Pitcher of the Year
2018: Memphis (AAA)

Baseball America Triple-A All-Star - SP
2018: Memphis (AAA)

SiriusXM All-Star Futures Game Selection
2018: USA

Pacific Coast League Pitcher of the Year
2018: Memphis (AAA)

Pacific Coast League Post-Season All-Star
2018: Memphis (AAA)

Pacific Coast League Mid-Season All-Star
2018: Memphis (AAA)

Pacific Coast League Championship
2017: Memphis (AAA)

Texas League Pitcher of the Year
2017: Springfield (AA)

Texas League Post-Season All-Star
2017: Springfield (AA)

Texas League Mid-Season All-Star
2017: Springfield (AA)

CAREER MILESTONES

Major League Debut
July 28, 2018 vs. Chicago Cubs

First Major League Win
July 30, 2018 vs. Colorado

First Major League Strikeout
July 28, 2018 vs. Chicago Cubs
(7th inning, Kyle Schwarber, swinging)

First Major League Start
March 30, 2019 at Milwaukee

First Major League Save
April 3, 2019 at Pittsburgh

100th Career Major League Strikeout
July 23, 2019 at Pittsburgh
(6th inning, Kevin Stallings, swinging)



2019

- Finished 5th in the 2019 NL Rookie of the Year voting.
- Won team-leading 16 games, becoming the first Cardinals rookie to lead the team in victories since Matt Morris (12 in 1997).
- His 16 wins were also the most by a Cardinals rookie since Dick Hughes (16 in 1964). His .696 win pct. (16-7) was the best by Cardinals rookie since Hughes (.727, 16-6) in 1964.
- Hudson's .818 home winning pct. ranked 5th among all Cardinals rookie starters and highest since Harvey Haddix (.867, 13-2) in 1953.
- Led NL in walks (87) in 2019, the first Cardinal to do so since Ken Hill (99) in 1989.
- Pitched 174.2 innings, most by a St. Louis rookie in the regular season since Rick Ankiel (175.0) in 2000.
- Became the majors first rookie pitcher with 15+ wins & 1+ save in a season (min. 25 GS) since Yankees' Ron Guidry (16-7, 1 save in 31 games/25 starts) in 1977.
- Led all of Major League Baseball in ground ball-fly ball ratio (3.09) and Ground Ball percentage (57.1).
- Since ground ball-fly ball ratio became a recorded stat in 1987, his 3.09 was 3rd-best single-season mark by a rookie in MLB history, behind Arizona's Brandon Webb (3.44 in 2003) and Texas' Kevin Brown (3.31 in 1989).
- Since Ground Ball percentage became a recorded stat in 1987, his 57.1% was T7th-highest by a rookie in MLB and 10th-best single-season mark by any Cardinal.

BACKGROUND/PERSONAL

- Graduated from Sequatchie County High School in Dunlap, Tenn. in 2013.
- Named First Team All-State by the Tennessee Baseball Coaches Association after striking out 124 batters and posting a 1.09 ERA his senior year.
- Originally selected by the Texas Rangers in the 36th round of the June, 2013 First-Year Player Draft, but did not sign to play college baseball at Mississippi State University.
- Is the first student-athlete from his local area to play SEC baseball.
- Finished his career 11-8 with a 3.00 ERA and 151 strikeouts over 147.0 innings pitched.
- Named 2016 Team Captain and semi-finalist for the Golden Spikes Award and Dick Howser Trophy, becoming the first Bulldog to be a Golden Spikes semifinalist since Will Clark won the award in 1985.
- Led the Bulldogs in wins (9), innings (113.0) and strikeouts (115) during his junior year and also led the SEC in innings.
- Named SEC Pitcher of the Week three times in 2016.
- Was 9-5 with a 2.55 ERA in 17 starts his junior year as the Friday Night starter in the rotation.
- Posted school-record streaks of 34.2 innings and 27.0 innings without an earned run during his junior (2016) season with the Bulldogs.
- Played summer ball for the San Luis Obispo Blues of the California Collegiate League in 2014
- He and his wife, Ashlen, reside in Leawood, Kansas, with their sons, Nolan (5/7/2018) and Cooper (1/5/2020).

HUDSON, DAKOTA



Yadier Molina and Adam Wainwright celebrate by jumping into each other's arms following the final out of Game 5, as the Cardinals defeated the Detroit Tigers to capture the 2006 World Series title at Busch Stadium III on October 27, 2006.



ANDREW KNIZNER

7

(KIZZ-ner)

HEIGHT	WEIGHT	BATS/THROWS	BIRTH DATE	ML SERVICE
6-1	220	R/R	2/3/1995	2.021

FULL NAME: Andrew Robert Knizner

BORN: Glen Allen, Virginia

OPENING DAY AGE: 27

BECAME CARDINAL: Selected in the seventh round (226th overall) of the June, 2016 First-Year Player Draft

CONTRACT STATUS: Signed through 2022

MLB DEBUT: June 2, 2019 vs. Chicago Cubs

CATCHER



COMPLETE RECORD

Year	Team	AVG	G	AB	R	H	2B	3B	HR	RBI	SH	SF	HBP	BB	IBB	SO	SB	CS	GDP	SLG	OBP	E
2016	Johnson City	.319	53	185	35	59	12	1	6	42	0	2	14	21	0	21	0	0	8	.492	.423	2
2017	Peoria	.279	44	179	18	50	10	1	8	29	0	0	3	9	1	22	1	1	6	.480	.325	0
	Springfield	.324	51	182	27	59	13	0	4	22	0	4	2	14	0	27	0	1	7	.462	.371	3
2018	Memphis	.315	17	54	3	17	5	0	0	4	1	0	2	4	0	8	0	0	3	.407	.383	1
	Springfield	.313	77	281	39	88	13	0	7	41	1	5	3	23	1	40	0	1	7	.434	.365	4
2019	Memphis	.276	66	246	41	68	10	0	12	34	0	2	8	24	1	37	2	0	6	.463	.357	5
	ST. LOUIS	.226	18	53	7	12	2	0	2	7	0	0	1	4	0	14	2	0	3	.377	.293	1
2020	ST. LOUIS	.250	8	16	1	4	1	0	0	4	0	1	0	0	0	5	0	0	2	.313	.235	1
2021	ST. LOUIS	.174	63	161	18	28	7	0	1	9	0	0	4	20	2	39	0	0	7	.236	.281	3
MINOR TOTALS		.303	308	1127	163	341	63	2	37	172	2	13	32	95	3	155	3	3	37	.461	.369	15
MAJOR TOTALS		.191	89	230	26	44	10	0	3	20	0	1	5	24	2	58	2	0	12	.274	.281	5

Note: Major League Uniform Numbers Worn: 7 (2019-present)

WILD CARD SERIES RECORD

Year	Team	AVG	G	AB	R	H	2B	3B	HR	RBI	SH	SF	HBP	BB	IBB	SO	SB	CS	GDP	SLG	OBP	E
2020	STL at SD	DID NOT PLAY -- ON POSTSEASON ROSTER																				
2021	STL at LAD	DID NOT PLAY -- ON POSTSEASON ROSTER																				
W.C. TOTALS		.000	0	0	0	0	0	0	0	0	0	0	0	0	0	0	0	0	0	.000	.000	0

REGULAR SEASON FIELDING RECORD

Position	PCT	G	PO	A	E	TC	DP	PB	CS	ATT	PCT	P-OFF
Catcher	.991	80	529	33	5	567	7	2	10	29	.345	0
First Base	1.000	2	4	0	0	4	0					

Note: 2018: Led Pacific Coast League catchers in runners caught stealing (25).

**2021 SEASON HIGHS**

Most Hits: 2, 5x. Last: 9/9 vs. Los Angeles Dodgers
Most Runs: 1, 18x. Last: 10/1 vs. Chicago Cubs
Most 2Bs: 1, 7x. Last: 9/9 vs. Los Angeles Dodgers
Most HRs: 1, 8/5 vs. Atlanta
Most RBI: 2, twice. Last: 9/14 at New York Mets
Most BBs: 3, twice. Last: 7/25 at Cincinnati
Most HBPs: 1, 4x. Last: 9/3 at Milwaukee
Longest Hitting Streak: 3 games, 4/24-27

CAREER HIGHS

Most Hits: 2, 9x. Last: 9/9/21 at Los Angeles Dodgers
Most Runs: 2, 7/24/19 at Pittsburgh
Most 2Bs: 1, 10x. Last: 9/9/21 at Los Angeles Dodgers
Most HRs: 1, 3x. Last: 8/5/21 vs. Atlanta
Most RBI: 2, 5x. Last: 9/14/21 at New York Mets
Most BBs: 3, twice. Last: 7/25/21 at Cincinnati
Most SBs: 1, twice. Last: 8/4/19 at Oakland
Most HBP: 1, 5x. Last: 9/3/21 at Milwaukee
Longest Hitting Streak: 4 games 8/6-9/5/19

CAREER NOTES

- Has started 60 games in his Major League career with the Cardinals posting a 36-24 record (.600), including a 27-16 mark (.627) in 2021.
- Made the Cardinals Opening Day roster for the 2020 and 2021 seasons.
- Was on the Postseason Roster for both 2020 and 2021, but did not appear in any of the games.
- Caught six shutouts during the 2021 season, including three consecutive (5/7, 5/13 & 5/26).
- Has thrown out 34% (10 CS/29 SB ATT) of attempting basestealers in his Major League career.
- Set the Cardinals franchise record for consecutive three-walk games by a catcher when he pulled off the feat in back-to-back games at Cincinnati (7/24-25/2021).
- Played for Tigres de Licey in the 2021-22 Dominican Winter League for the first time in his career.
- Has only spent seven days on the Injured List in his entire professional career (8/5-8/12/2018) while in Springfield (AA) with a left ear laceration.
- Threw out 37.9% (80-of-211) of attempted basestealers in four years (2016-19) of minor league baseball.
- Rated as the No. 8 prospect in the Cardinals organization by *Baseball America* during the 2020 and 2021 seasons.
- Rated as the Pacific Coast League's "Best Defensive Catcher" after the 2019 season by *Baseball America*.
- Led Pacific Coast League catchers with 25 runners caught stealing in 2019.
- 2018 All-Star Futures Game participant on Team USA. Entered the game defensively in top of the 6th at catcher & caught four innings, beginning with Cardinals teammate Dakota Hudson.
- Played for Surprise in the 2017 Arizona Fall League and was selected to play in the AFL Rising Stars game, catching three innings in reserve.
- High school infielder began his college baseball career at third base, but was converted to catcher his sophomore season at North Carolina State University.

AWARDS & HONORS

Baseball America
Best Defensive Catcher - Pacific Coast League
 2019: Memphis (AAA)

Pacific Coast League Mid-Season All-Star
 2019: Memphis (AAA)

Triple-A National Championship
 2018: Memphis (AAA)

Pacific Coast League Championship
 2018: Memphis (AAA)

All-Star Futures Game Selection - USA
 2018: Springfield (AA)

Midwest League Mid-Season All-Star
 2017: Peoria (A)

Arizona Fall League Rising Star
 2017: Surprise Saguaros

Appalachian League Post-Season All-Star
 2016: Johnson City (R)

Class AAA Virginia High School State Baseball Championship
 2013: Hanover High School

CAREER MILESTONES

Major League Debut
 June 2, 2019 vs. Chicago Cubs

First Career Major League Hit
 July 17, 2019 vs. Pittsburgh
 (2nd inning, double, off Chris Archer)

First Career Major League Home Run
 July 24, 2019 at Pittsburgh
 (2nd inning, 2-run, off Jordan Lyles)



2021

- Made the Cardinals Opening Day roster for the second consecutive season.
- Started 43 games at catcher with the Cardinals posting a 27-16 (.627) mark in those games.
- Caught six shutouts in 2021 including three straight starts (May 7, May 13 & May 26).
- Threw out 5-of-22 attempted basestealers including 3-of-last-7.
- Drew 19 walks, T-17th among National League catchers and only five behind teammate Yadier Molina (24), who played in 61 more games.
- Started 10 games while Molina was on the Injured List (4/27-5/7) with a right tendon strain, and helped the Cardinals post an 8-2 record in those games while scoring a run in 6-of-10 games. The Cardinals pitching staff recorded a 3.09 ERA over that stretch, 6th-lowest in MLB with opponents batting .198 (4th in MLB).
- Drew a career-high three walks in consecutive games (7/24-25 at Cincinnati), marking the first time a Cardinals catcher had accomplished the feat in franchise history.
- Caught two of Adam Wainwright's starts (5/3 vs. NYM & 9/28 vs. MIL) including the Wild Card-clinching game.
- Cracked a pinch-hit two-RBI single in the 11th inning at NYM (9/14) as the last position player on the Cardinals bench, one of his two pinch-hits on the season.
- Batted .303 (10-33) with three doubles and a .378 OBP during the month of April, his most hits (10) in any single month of his career.
- Played in five games for Tigres de Licey in the Dominican Winter League, batting .294 (5-17) with a double, five RBI and a .400 OBP. His first experience in the DWL.

2021 POSTSEASON: Was on the postseason roster for the Wild Card game at Los Angeles (10/6) but did not play.

BACKGROUND/PERSONAL

- His uncle, Matt, was a quarterback at Penn State and was on the 1986 National Championship Nittany Lion squad.
- Played High School Baseball at Hanover (VA) High School and helped his team to the 2013 Virginia AAA State Championship as an All-State Shortstop.
- Played football as a quarterback and punter.
- Played college baseball at North Carolina State University where he was a third baseman and catcher during his career.
- Was teammates with Chicago White Sox pitcher Carlos Rodón and Los Angeles Dodgers shortstop Trea Turner while at North Carolina State University.
- Ended his three-year career with the Wolfpack batting .312 with 15 HR and 119 RBI over 169 games.
- Batted .316 (6-19) with six RBI in the 2016 Raleigh NCAA Regional, falling to eventual NCAA Champion Coastal Carolina.
- Was a Louisville Slugger freshman All-American playing third base and moved to catcher, where he was second team All-Atlantic Coast Conference and preseason third team All-American as a junior.
- Was a CoSIDA Second Team Academic All-American.
- Played for the Wareham Gateman in the Cape Cod League over the 2014-15 seasons. Threw out 40% (6 CS/15 SB ATT) of attempted base stealers in his second year when covering from infielder to catcher.
- Resides in Raleigh, North Carolina.





MATTHEW LIBERATORE

52

(LIBB-er-uh-tore)

HEIGHT	WEIGHT	BATS/THROWS	BIRTH DATE	ML SERVICE
6-5	205	L/L	11/6/1999	0.000

FULL NAME: Matthew Joseph Liberatore

BORN: Peoria, Arizona

OPENING DAY AGE: 22

BECAME CARDINAL: Acquired from Tampa Bay Rays with C Edgardo Rodriguez and Rays Comp. B draft pick in exchange for OF José Martínez, OF Randy Arozarena and Cardinals Comp. A draft pick, Jan. 9, 2020

CONTRACT STATUS: Signed through 2022

PITCHER (NON-ROSTER)



COMPLETE RECORD

Year	Team	W-L	ERA	G	GS	CG	GF	SHO	SV	IP	H	R	ER	HR	HBP	BB	IBB	SO	WP	BK	BA	
2018	GCL Rays	1-2	0.98	8	8	0	0	0	0	27.2	16	7	3	0	3	11	0	32	1	0	.170	
	Princeton	1-0	3.60	1	1	0	0	0	0	5.0	5	2	2	0	0	2	0	5	0	0	.294	
2019	Bowling Green	6-2	3.10	16	15	1	0	0	0	78.1	70	33	27	2	4	31	0	76	6	3	.237	
2020	DID NOT PITCH -- ALTERNATE TRAINING SITE ONLY																					
2021	Memphis	9-9	4.04	22	18	0	0	0	0	124.2	123	66	56	19	4	33	0	123	3	1	.257	
MINOR TOTALS		17-13	3.36	47	42	1	0	0	0	235.2	214	108	88	21	11	77	0	236	10	4	.242	

CAREER NOTES

- 2021 Cardinals Minor League Pitcher of the Year
- Has been invited to Major League Spring Training for the third consecutive year (2020-22), with each season entering as the Cardinals youngest pitcher in camp.
- Is a friend and former childhood teammate of Cardinals minor league infielder Nolan Gorman.
- During the 2021 season, pitched in two games for Team USA during the qualifying round of the delayed 2020 Tokyo Olympics.
- Started for the National League in the 2021 SiriusXM All-Star Futures Game at Coors Field. Worked a perfect first frame on 13 pitches, retiring a trio of top 10 prospects in Bobby Witt Jr., Jarred Kelenic and Julio Rodríguez.
- Helped lead Team USA 18U to the Gold Medal at the 2017 World Cup firing 12 scoreless innings in the Gold Medal Game.
- Enters the 2022 season ranked as the No. 3 prospect in the Cardinals organization (No. 50 overall), and as having the "Best Changeup" in the organization by *Baseball America*.
- Ranked as the No. 2 prospect in the Cardinals organization in both 2021 and 2020 by *Baseball America*.
- Twice rated as having the "Best Curveball" in the Rays (2019) and Cardinals (2020) organizations by *Baseball America*.
- Following the 2019 season, ranked as the Midwest League's No. 2 overall prospect by *Baseball America*.

CAREER TRANSACTIONS

- Selected by the Tampa Bay Rays in the first round (16th overall) of the June 2018 First-Year Player Draft.
- Acquired by the St. Louis Cardinals from the Tampa Bay Rays along with C Edgardo Rodriguez and Rays Compensation draft pick B (RHP Tink Hence) in exchange for OF José Martínez, OF Randy Arozarena and Cardinals Compensation draft pick A (INF Alika Williams), January 9, 2020.



2021

- In his first season of play in the Cardinals organization, set career highs and led the Cardinals organization in wins (9), innings pitched (124.2), and strikeouts (123).
- Also set career highs in starts (18), appearances (22).
- Struck out 123 batters against only 33 walks (3.73 SO/BB ratio).
- Finished among Triple-A East leaders in ERA (4.04), strikeouts (3rd), innings pitched (3rd), average against (.257, 8th), WHIP (1.25, 5th), GO/AO ratio (0.93, 7th), opp. OBP (.309, 5th), SLG (.431, 7th), and opp. OPS (.740).
- Opened the season as the 4th-youngest player in the Triple-A East Division behind Wander Franco, Luis Garcia, and Gabriel Arias.
- Pitched 6.0 innings or longer in 10 starts (eight quality starts).
- Invited to Major League Spring Training for the second consecutive year, both seasons entering as the Cardinals youngest pitcher in camp.
- Two-time winner of the Cardinals Minor League Pitcher of the Month award for June and August.
- In June, went 3-1 with a 3.42 ERA (23.2 IP) with 24 strikeouts and a 1.01 WHIP in four starts. Pitched a career-high 8.0 innings vs. Jacksonville (AAA-Marlins) on 6/30.
- In August, was 2-2 with a 2.84 ERA (25.1 IP) with 24 strikeouts and .240 average against in four starts. Threw three consecutive 7.0 inning starts while throwing a 68.2 percent strike rate to finish August.
- Started for the National League in the SiriusXM All-Star Futures Game at Coors Field. Worked a perfect first frame on 13 pitches, retiring a trio of top 10 prospects in Bobby Witt Jr., Jarred Kelenic and Julio Rodríguez.
- Missed two weeks of the regular season while helping USA Baseball during the qualifying round of the delayed 2020 Tokyo Olympics. Allowed two runs across two starts (9.2 IP) with eight strikeouts.
- All four of his relief outings followed injury rehabilitation assignments by Daniel Ponce de Leon, Justin Miller, and Jordan Hicks (2).
- Following the season, rated as having the "Best Control" in the Triple-A East in *Baseball America's* Best Tools Survey by league managers.

BACKGROUND/PERSONAL

- Graduated from Mountain Ridge High School in Glendale, Arizona.
- Had signed his letter of intent to the University of Arizona.
- 2018 Arizona High School Gatorade Player of the Year, and finalist for Gatorade National Player of the Year.
- Posted marks of 8-1 with an 0.93 ERA and 104 strikeouts in 60.1 innings during his senior year (15.51 K/9 IP).
- Was a childhood teammate and is a friend of current Cardinals minor league infielder Nolan Gorman.
- Both played in the American Youth Baseball Hall of Fame tournament at Cooperstown Dreams Park in 2012 and on the same World Cup team in 2017, winning the Gold Medal in Canada.

AWARDS & HONORS

Cardinals Minor League Pitcher of the Year
2021: Memphis

Triple-A East Post-Season All-Star - LHP
2021: Memphis (AAA)

Sirius/XM All-Star Futures Game Selection
2021: National League

Cardinals Minor League Pitcher of the Month
2021: Memphis (AAA) - August
2021: Memphis (AAA) - June

Rays Minor League Pitcher of the Month
2019: Bowling Green (A) - June
2018: Princeton (R) - August

Baseball American Rookie All-Star
2018: Princeton (R)

Arizona High School State Runner-Up
2018: Mountain Ridge (6A)
2016: Mountain Ridge (Division 1)

Arizona Gatorade Player of the Year
2018: Mountain Ridge (6A)

World Cup Gold Medal - 18U
2017: United States

Under Armour All-America Game MVP
2017: American League

- Ranked by *Baseball America* as the No. 2 overall player in the 2018 MLB draft.
- Originally selected by the Rays in the first round (16th overall) of the June, 2018 First-Year Player Draft, making him the highest drafted high school player in Rays franchise history.
- Threw 12.0 scoreless innings against Korea to win the Gold Medal Game in the 18U World Cup Championship.
- Was a member of Mountain Ridge's two State Runner-Up teams in 2016 and 2018. Lost to close friend and current teammate Nolan Gorman and Sandra Day O'Connor HS in the 2018 championship, but did not pitch in the game.
- Helped lead Mountain Ridge to the Arizona Division 1 (now Class 6A) State Runner-Up in 2016 before they were defeated by Hamilton HS led by pitcher Cole Bellinger (brother of Cody Bellinger), which came out of the elimination bracket. Defeated O'Connor High School, led by Nolan Gorman, in the Opening Game.
- Grew up idolizing Hall of Fame pitcher Sandy Koufax.
- Resides in Punta Gorda, Florida.



STEVEN MATZ

32

HEIGHT	WEIGHT	BATS/THROWS	BIRTH DATE	ML SERVICE
6-3	210	R/L	5/29/1991	6.099

FULL NAME: Steven Jakob Matz

BORN: Stony Brook, New York

OPENING DAY AGE: 30 (Turns 31 on May 29)

BECAME CARDINAL: Signed as a free agent, November 29, 2021

CONTRACT STATUS: Signed through 2025

MLB DEBUT: June 28, 2015 vs. Cincinnati

PITCHER



COMPLETE RECORD

Year	Team	W-L	ERA	G	GS	CG	GF	SHO	SV	IP	H	R	ER	HR	HBP	BB	IBB	SO	WP	BK	BA
2012	Kingsport	2-1	1.55	6	6	0	0	0	0	29.0	16	10	5	1	1	17	0	34	0	0	.158
2013	Savannah	5-6	2.62	21	21	1	0	1	0	106.1	86	36	31	4	5	38	0	121	1	0	.225
2014	Binghamton	6-5	2.27	12	12	1	0	0	0	71.1	66	23	18	3	2	14	0	69	0	0	.248
	St. Lucie	4-4	2.21	12	12	0	0	0	0	69.1	66	21	17	0	5	21	0	62	2	0	.255
2015	Las Vegas	7-4	2.19	15	14	0	0	0	0	90.1	69	25	22	6	1	31	0	94	0	0	.213
	Binghamton#	1-0	0.00	2	2	0	0	0	0	11.1	2	0	0	0	0	2	0	10	0	0	.059
	St. Lucie#	0-0	4.91	2	2	0	0	0	0	3.2	7	2	2	0	0	1	0	3	1	0	.412
	New York (NL)	4-0	2.27	6	6	0	0	0	0	35.2	34	9	9	4	1	10	0	34	0	0	.250
2016	New York (NL)	9-8	3.40	22	22	0	0	0	0	132.1	129	53	50	14	5	31	2	129	3	1	.257
2017	Las Vegas#	0-1	6.75	3	3	0	0	0	0	13.1	13	10	10	3	0	2	0	17	0	0	.255
	St. Lucie#	0-0	3.00	1	1	0	0	0	0	3.0	2	1	1	0	0	2	0	3	0	0	.182
	New York (NL)	2-7	6.08	13	13	0	0	0	0	66.2	83	46	45	12	3	19	2	48	1	0	.305
2018	New York (NL)	5-11	3.97	30	30	0	0	0	0	154.0	134	77	68	25	10	58	2	152	0	0	.232
2019	New York (NL)	11-10	4.21	32	30	1	0	1	0	160.1	163	83	75	27	7	52	7	153	3	0	.260
2020	New York (NL)	0-5	9.68	9	6	0	1	0	0	30.2	42	33	33	14	0	10	0	36	2	0	.323
2021	Toronto	14-7	3.82	29	29	0	0	0	0	150.2	158	70	64	18	6	43	0	144	5	1	.265
MINOR TOTALS		25-21	2.40	74	73	2	0	1	0	397.2	327	128	106	17	14	128	0	413	4	0	.226
MAJOR TOTALS		45-48	4.24	141	136	1	1	1	0	730.1	743	371	344	114	32	223	13	696	14	2	.262

* Led League

+Tied for League Lead

Injury Rehabilitation Assignment

Note: Major League Uniform Numbers Worn: 32 (2015-20, 22-present), 22 (2021)

DIVISION SERIES RECORD

Year	Team	W-L	ERA	G	GS	CG	GF	SHO	SV	IP	H	R	ER	HR	HBP	BB	IBB	SO	WP	BK	BA
2015	NYM vs. LAD	0-1	5.40	1	1	0	0	0	0	5.0	6	3	3	0	0	2	1	4	0	0	.286

LEAGUE CHAMPIONSHIP SERIES RECORD

Year	Team	W-L	ERA	G	GS	CG	GF	SHO	SV	IP	H	R	ER	HR	HBP	BB	IBB	SO	WP	BK	BA
2015	NYM vs. CHI	0-0	1.93	1	1	0	0	0	0	4.2	4	1	1	0	0	2	0	4	0	0	.222



WORLD SERIES RECORD

Year Team	W-L	ERA	G	GS	CG	GF	SHO	SV	IP	H	R	ER	HR	HBP	BB	IBB	SO	WP	BK	BA
2015 NYM vs. KC	0-0	3.60	1	1	0	0	0	0	5.0	7	2	2	0	0	0	0	5	0	0	.333

REGULAR SEASON FIELDING RECORD

Position	PCT	G	PO	A	E	TC	DP
Pitcher	.957	141	17	117	6	140	10

Note: 2019: Tied for 1st among MLB pitchers in fielding pct. (1.000)

REGULAR SEASON BATTING RECORD

Year Team	AVG	G	AB	R	H	2B	3B	HR	RBI	SH	SF	HBP	BB	IBB	SO	SB	CS	GDP	SLG	OBP	E
2021 Toronto	.000	29	2	0	0	0	0	0	0	0	0	0	0	0	1	0	0	0	.000	.000	1
MAJOR TOTALS	.170	142	176	8	30	3	1	3	13	15	1	0	7	0	50	0	0	0	.250	.201	6

Home Runs: 9/13/18 vs. Miami • 9/18/18 at Philadelphia • 6/14/19 vs. St. Louis

CAREER TRANSACTIONS

- Selected by the New York Mets in the second round (72nd overall) of the 2009 June, First-Year Player Draft.
- On New York Mets Injured List (left lat muscle partial tear), July 6 - August 31, 2015; included injury rehabilitation assignment to Binghamton (AA) and St. Lucie (A).
- On New York Mets Injured List (left shoulder tightness), August 15, 2016 - end of the regular season.
- On New York Mets Injured List (left elbow inflammation), March 30, 2017 - June 9, 2017; included injury rehabilitation assignments to Las Vegas (AAA) and St. Lucie (A).
- On New York Mets Injured List (left ulnar nerve irritation), August 19, 2017 - end of the regular season.
- On New York Mets Injured List (left flexor pronator strain), August 3-16, 2018.
- On New York Mets Injured List (radial nerve discomfort), May 5-17, 2019.
- On New York Mets Injured List (left shoulder discomfort), August 30 - September 13, 2020.
- Traded to the Toronto Blue Jays in exchange for RHP Yennsy Diaz, RHP Sean Reid-Foley and RHP Josh Winckowski, January 27, 2020.
- On Toronto Blue Jays COVID-19 Injured List, June 13-29, 2020.
- Signed by the St. Louis Cardinals as a free agent, November 29, 2021.

2021 SEASON HIGHS

Most IP: 7.0, 10/1 vs. Baltimore
Most Strikeouts: 10, 5/25 at New York Yankees
Most Walks: 4, twice. Last: 9/1 vs. Baltimore
Most Runs Allowed: 6, 4/28 vs. Washington
Most Hits Allowed: 10, 5/20 vs. Boston
Most HRs Allowed: 2, 4x. Last: 9/12 at Baltimore
Longest Winning Streak: 5 games, 8/15-present
Longest Losing Streak: 2 games, twice. Last: 7/23-28
Longest Scoreless Streak: 8.0, 8/4-10

CAREER HIGHS

Most IP: 9.0, 7/27/19 vs. Pittsburgh
Most Strikeouts: 11, 9/1/18 at San Francisco
Most Walks: 5, 3x. Last: 9/28/19 vs. Atlanta
Most Runs Allowed: 8, twice. Last: 8/10/20 vs. Washington
Most Hits Allowed: 10, 5x. Last: 5/20/21 vs. Boston
Most HRs Allowed: 3, 3x. Last: 8/10/20 vs. Washington
Longest Winning Streak: 7 games, 4/17-5/25/16
Longest Losing Streak: 7 games, 7/9/17-4/1/18
Longest Scoreless Streak: 19.0, 5/20-31/16
Complete Games: 1, 7/27/19 vs. Pittsburgh
Low-Hit Complete Game: 5, 7/27/19 vs. Pittsburgh
Shutouts: 1, 7/27/19 vs. Pittsburgh
10+ Strikeout Games: 3. Last: 5/25/21 at New York Yankees (10)
Last Relief Appearance: 9/27/20 at Washington

**CAREER NOTES**

- Joins the Cardinals as his third Major League organization accumulating a career mark of 45-48 with a 4.24 ERA in 141 games (136 starts) while pitching for the Mets (2015-20) and Toronto (2021).
- Tied for the American League lead with 14 wins among left-handed pitchers in 2021.
- Finished 6th in the National League Rookie of the Year voting in 2016 (Corey Seager, LAD), with a 9-8 record and 3.40 ERA (1.21 WHIP) across 22 starts.
- Has hit three career home runs, T-9th among active pitchers and T-8th among pitchers since 2015 when he made his Major League debut.
- Named the New York Mets 2020 nominee for the Roberto Clemente Award, his 3rd nomination.
- Since 2018, has compiled 150 or more innings pitched in each of baseball's three full seasons played in that span, and he is among just 16 lefties to have compiled 30 or more wins since 2018 and ranks 7th in games started (95).
- Lifetime 13-10 with a 2.56 ERA (200.2 IP) at Busch Stadium. His 2.56 ERA ranks as the 4th-lowest in Busch Stadium III history (minimum 100.0 innings).
- In 2015, became the first pitcher in Mets history to allow two runs or fewer in each of his first five Major League starts. His 1.80 ERA (6 ER/30.0 IP) after five games was the lowest for any pitcher in Mets team history after five career outings with at least 30.0 total innings pitched.
- Was the first Mets pitcher to begin his career 4-0 after five career games or starts.
- Made his MLB debut on June 28, 2015 at Citi Field, earning the win in the Mets 7-2 victory vs. CIN. Pitched 7.2 innings, allowing two runs on five hits, striking out six and walking three becoming the first Met to win such a start since Gary Gentry tossed 8.2 innings to beat Montreal on April 10, 1969.
- In his MLB debut, went 3-for-3 with four RBI at the plate, including a two-run double in his first at-bat. His four RBI set a franchise record for any player's MLB debut. Became the only pitcher and the 26th player in the last century to collect at least four RBI in his big league debut. His three hits tied a Mets record for any player's MLB debut and tied a club record for a pitcher in any game. Also became the first player to go 3-3 or better with at least four RBI in his 1st career game since at least 1920 (when RBI were first tracked).
- Has been placed on the Injured List seven times over his Major League career, missing time in every Major League season prior to 2021.
- Started series-clinching Game 4 of the 2015 NLCS at Wrigley Field pitching 4.2 innings in a no decision. Became the first Mets pitcher born in New York to start a playoff game when he started vs. LAD in the 2015 NLDS.
- Appeared in six regular season games prior to starting Game 4 of the World Series vs. KC. That tied for the fewest career regular season games at the time a pitcher made his 1st World Series start...Marty Bystrom also had six regular season appearances before starting Game 5 of the 1980 World Series for the Phillies.

AWARDS & HONORS**Roberto Clemente Humanitarian Award Nominee**

2020: New York Mets

National League Rookie of the Month

2016: New York Mets - May

Baseball America Major League All-Rookie Team

2016: New York Mets

Baseball America Triple-A All-Star

2015: Las Vegas (AAA)

Baseball America Double-A All-Star

2014: Binghamton (AA)

Florida State League Mid-Season All-Star

2014: St. Lucie (A)

MiLB.com Organization All-Star

2015: New York Mets

2014: New York Mets

2013: New York Mets

CAREER MILESTONES**Major League Debut**

June 28, 2015 vs. Cincinnati

First Major League Win

June 28, 2015 vs. Cincinnati

First Major League StrikeoutJune 28, 2015 vs. Cincinnati
(1st inning, swinging, Marlon Byrd)**500th Major League Strikeout**September 11, 2019 vs. Arizona
(4th inning, Adam Jones, swinging)**100th Major League Start**

September 23, 2019 vs. Miami

Hitting**First Major League Home Run**September 13, 2018 vs. Miami
(Sandy Alcantara, 2nd inning, 2-run)

- Matz' six regular season starts were the 3rd fewest before his 1st World Series start, behind Joe Black's two starts in 1952 for Brooklyn and Bystrom's five career starts in 1980... Tossed five frames, allowing two runs on seven hits with no walks and five strikeouts (*Elias Sports Bureau*).



CAREER NOTES CONTINUED...

- Named the NL Rookie of the Month for May, going 4-0 with a 1.31 ERA (5 ER/34.1 IP) in five starts...Struck out 31, walked five and limited opposing hitters to a .172 average.
- Went 11-1 in his first 14 career regular season starts. Since 1900, he was one of two left-handers to win 11 of their first 14 Major League starts, joining Kazuhisa Ishii who did so with the Dodgers in 2002...Became the 1st pitcher in franchise history to win 11 of his first 12 MLB decisions (Elias Sports Bureau).
- Tossed 7.1 no-hit innings vs. SD (8/14/16) before he allowed a single to Alexei Ramirez, in what would be his final start of the 2016 season. It was the deepest a Mets pitcher had taken a no-hitter since Johan Santana no-hit the Cardinals on June 1, 2012.
- Was called on to pinch-hit with the bases loaded vs. Chicago Cubs (6/14/2017) and reached on an infield single to drive in a run. Became the 2nd pitcher in franchise history to drive in a run as a pinch hitter, joining Dwight Gooden (Oct. 3, 1993 vs. the Marlins).
- Struck out a career-high 11 batters at San Francisco (9/1/2018) over 7.0 innings in a 2-1 Mets win.
- Homered in two straight games (9/13/18 vs. Miami & 9/18/18 vs. Philadelphia), making him one of three Mets pitchers to homer in two straight starts (also: Ron Darling, 1989 and Tom Seaver, 1972).
- Tied Jacob deGrom and Zack Greinke for the 2019 Major League season lead with 13 hits as a pitcher, nearly matching his career total in hits (17) from the previous four seasons.
- Threw his first career complete game shutout on July 27, 2019 vs. PIT. Needed just 99 pitches, allowing five hits with no walks and seven strikeouts.
- Underwent Tommy John surgery on May 18, 2010 and did not pitch in the 2010 or 2011 seasons.
- Helped lead the Class-A Savannah Sand Gnats to the 2013 South Atlantic League Championship. Went 2-0 and did not allow a run in 12.2 innings during the postseason while racking up 17 strikeouts.

2021

- Spent his first season with the Blue Jays and posted a career-high with 14 wins. Ranked T-2nd behind only Julio Urias (LAD, 20) for most wins by a left-handed pitcher in MLB.
- Recorded a career-high nine road wins, T-2nd most in the American League with Eduardo Rodriguez (BOS) trailing only Garrit Cole (NYY, 10).
- Began the season with wins in four straight starts (4/5-23) and finished the season with wins in his last five decisions over nine starts.
- Posted a 5-2 record in 12 home starts playing in three different ballparks. Was 1-1 with a 6.00 ERA in three starts at Sahlen Field (Buffalo), 1-1 with a 5.23 ERA in four starts at TD Ballpark (Dunedin) and 3-0 with a 2.12 ERA in five starts at Rogers Centre (Toronto).
- Tied for the Major League lead with four wins in the month of April (4-1), tied with eight other pitchers.

WINS BY LEFT-HANDED PITCHERS IN 2021

MLB Rank	Team	Record	
1. Julio Urias	Dodgers	20-3	
2. Steven Matz	Blue Jays	14-7	
	Max Fried	Braves	14-7
	Hyun-Jin Ryu	Blue Jays	14-10
5. Robbie Ray*	Blue Jays	13-7	
	Carlos Rodón	White Sox	13-5
	Eduardo Rodriguez	Red Sox	13-8

* American League Cy Young Award Winner

- Had the lowest hard-hit ball percentage (37.9) of any full season during his career.
- His post All-Star break totals included a 7-3 mark with a 2.91 ERA and .670 opponent OPS in 14 starts.
- Finished 10th among American League starters in ground ball pct. (46.3) and tied for 11th with his 15 grounded into double plays.
- Struck out a season-high 10 batters vs. NYY (5/25), his 3rd career double-digit strikeout game.

PERSONAL/BACKGROUND

- Graduated from Ward Melville (NY) High School in 2009. As a senior, threw 44.0 innings, allowing 11 hits with 81 strikeouts. Tossed a complete-game, two-hitter with 11 strikeouts in the first round of the Class AA playoff that year.
- Spent a week during the 2015-2016 offseason in Honduras, working with the non-profit group "Hearts 2 Honduras". Helped build a three-room learning center and also played baseball with the youngsters.
- Donated equipment through the Cal Ripken Sr. Foundation to New York-area Little Leagues while with the Mets.
- During the COVID-19 pandemic, supported the NYPD's Options Giving Youth a Voice Contest, encouraging New York City's youth to use their voices and share how they are coping with coronavirus-related challenges. Sent messages to first responders in the tri-state area. Matz' Tru32 foundation made donations to Elmhurst Hospital in Queens, the NYPD and FDNY. Supported the Home Plate Project, a league-wide initiative to help students cut off from free or reduced-price meals after schools were forced to close because of the pandemic.
- Received the Joan Payson-Shannon Forde Award for Community Service at the 2020 BBWAA Dinner.
- His wife, Taylor Cain, is a Christian Rock music singer with the band Cain.
- Resides in Nashville, Tennessee.



ZACH McALLISTER

66

HEIGHT	WEIGHT	BATS/THROWS	BIRTH DATE	ML SERVICE
6-6	240	R/R	12/8/87	6.049

FULL NAME: Zachary Taylor McAllister

BORN: Peoria, Illinois

OPENING DAY AGE: 34

BECAME CARDINAL: Signed as a free agent to minor league contract, March 15, 2022

CONTRACT STATUS: Signed through 2022

MLB DEBUT: July 7, 2011 vs. Toronto

PITCHER (NON-ROSTER)



COMPLETE RECORD

Year	Team	W-L	ERA	G	GS	CG	GF	SHO	SV	IP	H	R	ER	HR	HBP	BB	IBB	SO	WP	BK	BA	
2006	GCL Yankees	5-2	3.09	11	1	0	6	0	0	35.0	35	14	12	1	1	12	1	28	3	0	.259	
2007	Staten Island	4-6	5.17	16	15	0	0	0	0	71.1	80	42	41	3	2	28	2	75	2	0	.286	
2008	Tampa	8-6	1.83	15	14	1	1	1	1	88.2	74	24	18	6	4	13	1	62	2	0	.225	
	Charleston	6-3	2.45	10	10	0	0	0	0	62.1	59	28	17	3	2	8	0	53	3	0	.245	
2009	Trenton	7-5	2.23	22	22	0	0	0	0	121	98	39	30	4	7	33	0	96	0	1	.220	
2010	Scranton/WB	8-10	5.09	24	24	1	0	0	0	132.2	165	82	75	20	6	38	0	88	7	0	.308	
	Columbus	1-2	6.88	3	3	0	0	0	0	17.0	20	13	13	1	1	7	0	11	0	0	.303	
2011	Columbus	12-3	3.32	25	25	3	0	1	0	154.2	155	61	57	11	6	31	0	128	1	0	.261	
	Cleveland	0-1	6.11	4	4	0	0	0	0	17.2	26	16	12	1	0	7	1	14	0	0	.211	
2012	Columbus	5-2	2.98	11	11	0	0	0	0	63.1	59	27	21	5	2	19	0	52	3	0	.251	
	Cleveland	6-8	4.24	22	22	0	0	0	0	125.1	133	78	59	19	1	38	0	110	0	2	.268	
2013	Columbus	1-0	0.00	1	1	0	0	0	0	6.0	2	0	0	0	0	2	0	2	0	0	.111	
	Akron	0-0	5.40	1	1	0	0	0	0	3.1	4	2	2	0	0	1	0	5	0	0	.286	
	Cleveland	9-9	3.75	24	24	0	0	0	0	134.1	134	65	56	13	6	49	2	101	7	1	.257	
2014	Columbus	7-1	2.09	11	11	0	0	0	0	69.0	57	19	16	3	1	14	0	59	1	0	.224	
	Lake County	0-0	6.23	1	1	0	0	0	0	4.1	9	3	3	0	0	1	0	4	0	0	.429	
	Cleveland	4-7	5.23	22	15	0	2	0	0	86.0	96	54	50	7	0	28	1	74	3	0	.280	
2015	Cleveland	4-4	3.00	61	1	0	9	0	1	69.0	70	28	23	7	3	23	4	84	3	0	.258	
2016	Cleveland	3-2	3.44	53	2	0	11	0	0	52.1	53	21	20	6	2	23	2	54	3	0	.256	
	Columbus#	0-0	4.50	2	0	0	0	0	0	2.0	3	1	1	0	0	0	0	1	0	0	.333	
	Akron#	0-0	0.00	2	0	0	0	0	0	2.0	1	0	0	0	0	0	0	2	0	0	.143	
2017	Cleveland	2-2	2.61	50	0	0	18	0	0	62	53	18	18	8	1	21	0	66	3	0	.235	
2018	Oklahoma City	1-1	9.00	5	0	0	0	0	0	6.0	6	6	6	0	1	2	0	9	1	0	.261	
	Cleveland	1-2	4.97	41	0	0	14	0	0	41.2	47	25	23	7	1	10	1	34	2	0	.285	
	Detroit	0-0	21.60	3	0	0	0	0	0	3.1	10	8	8	1	0	0	0	5	1	0	.526	
2019	Oklahoma City	0-0	8.03	9	0	0	3	0	2	12.1	19	13	11	5	1	3	0	19	0	0	.352	
2020																						DID NOT PITCH - No MiLB SEASON
2021	Lehigh Valley	1-1	5.19	9	0	0	2	0	0	8.2	12	6	5	2	1	6	1	8	1	0	.316	
	GCL Phillies	0-0	0.00	2	2	0	0	0	0	2.0	2	0	0	0	0	0	0	2	0	0	.222	
MINOR TOTALS		66-42	3.43	180	141	5	12	2	3	861.2	860	380	328	64	35	218	5	704	24	1	.260	
MAJOR TOTALS		29-35	4.09	280	68	0	54	0	1	591.2	622	313	269	69	14	199	11	542	22	3	.267	

Injury Rehabilitation Assignment * Led League

Note: Major League Uniform Numbers Worn: 57 (2011), 34 (2012-18), 29 (2018)



REGULAR SEASON FIELDING RECORD

Position	PCT	G	PO	A	E	TC	DP
Pitcher	.877	280	34	30	9	73	2

REGULAR SEASON BATTING RECORD

Year Team	AVG	G	AB	R	H	2B	3B	HR	RBI	SH	SF	HBP	BB	IBB	SO	SB	CS	GDP	SLG	OBP	E
MAJOR TOTALS	.167	19	6	0	1	0	0	0	0	0	0	0	0	0	2	0	0	1	.167	.167	9

DIVISION SERIES RECORD

Year Team	W-L	ERA	G	GS	CG	GF	SHO	SV	IP	H	R	ER	HR	HBP	BB	IBB	SO	WP	BK	BA
2016 CLE vs. BOS	DID NOT APPEAR IN SERIES																			

CHAMPIONSHIP SERIES RECORD

Year Team	W-L	ERA	G	GS	CG	GF	SHO	SV	IP	H	R	ER	HR	HBP	BB	IBB	SO	WP	BK	BA
2016 CLE vs. TOR	0-0	9.00	1	0	0	0	0	0	1.0	1	1	1	0	0	0	0	0	0	0	.250

WORLD SERIES RECORD

Year Team	W-L	ERA	G	GS	CG	GF	SHO	SV	IP	H	R	ER	HR	HBP	BB	IBB	SO	WP	BK	BA
2016 CLE vs. CHI	0-0	9.00	2	0	0	0	0	0	2.0	3	2	2	0	0	1	0	2	0	0	.333

CAREER TRANSACTIONS

- Selected by the New York Yankees in the 3rd round (104th overall) of the June 2006, First-Year Player Draft.
- To complete an earlier deal (July 30, 2010) as a player to be named later, acquired by Cleveland from the New York Yankees in exchange for OF Austin Kearns, August 20, 2010.
- Signed by Detroit Tigers as a free agent, August 10, 2018.
- Signed by the Los Angeles Dodgers as a free agent, August 27, 2018.
- Signed by the Texas Rangers as a free agent, January 22, 2019.
- Signed by the Los Angeles Dodgers as a free agent, April 4, 2019.
- Signed by the Philadelphia Phillies as a free agent, August 10, 2021.
- Signed by the St. Louis Cardinals as a free agent to a minor league contract, March 15, 2022.

CAREER NOTES

- The Cardinals are his sixth professional organization. Previously spent time with the Yankees (2006-10), Indians (2010-18), Tigers (2018), Dodgers (2018), and Phillies (2021).
- Has pitched parts of eight MLB seasons with Cleveland (2010-18) and Detroit (2018).
- Originally selected in the 3rd round of the 2006 MLB Draft by the New York Yankees out of Illinois Valley Central High School in Chillicothe, Ill.
- Made his Major League debut for Cleveland in 2011, and went on to appear in 280 career games with 68 starts.
- Appeared in three games during the 2016 Postseason with Cleveland, including a pair of World Series games.
- After starting 65 of 72 games in his first four seasons, has appeared in relief 211 times from 2015-18.
- Is lifetime 18-26 with a 4.56 ERA in 68 starts and 11-9 with a 3.38 ERA and one save in 212 career relief appearances.

CAREER HIGHS

Most IP (starter): 8.0, 8/11/12 vs. Boston
Most IP (in relief): 3.2, 4/14/15 vs. Chicago White Sox
Most Strikeouts (starter): 8, 4x. Last: 5/5/14 vs. Minnesota
Most Strikeouts (in relief): 5, 9/20/14 at Minnesota
Most Walks (starter): 5, twice. Last: 4/24/13 at Chicago White Sox
Most Walks (in relief): 3, 9/13/15 vs. Detroit
Most Runs Allowed (starter): 10, 8/23/11 vs. Seattle
Most Runs Allowed (in relief): 5, 2x. Last: 8/16/18 at Minnesota
Most Hits Allowed (starter): 13, 4/10/15 vs. Detroit
Most Hits Allowed (in relief): 5, 4x. Last: 8/16/18 at Minnesota
Most HRs Allowed (starter): 4, 9/2/2012 vs. Texas
Most HRs Allowed (in relief): 2, 5/21/17 at Houston
Longest Winning Streak: 5 games, 9/15/13-4/21/14
Longest Losing Streak: 7 games, 4/26-9/15/14
Longest Scoreless Streak: 10.2, 6/9-7/7/15
Last Start: 9/28/16 at Detroit



2021

- Was signed by the Phillies organization in August and made appearances at the Florida Complex League in Clearwater then at Triple-A Lehigh Valley before a September release.
- Compiled a 1-1 record with a 4.22 ERA over 11 appearances with two starts.
- His first five outings in August were scoreless. Logged a 8.44 ERA in September.
- Initially made a pair of 1.0 innings starts with the FCL Phillies upon signing.
- Promoted to Lehigh Valley on 8/24.
- Made nine appearances out of the bullpen, logging a 5.19 ERA (8.2 IP) and .316 average against.
- Earned a win on 8/31 vs. Syracuse, his first professional win since 2018 with Cleveland.
- Released by Philadelphia on 9/22.

BACKGROUND/PERSONAL

- Graduated from Illinois Valley Central High School.
- Played baseball, soccer, football, and basketball.
- Was 12-1 with a 1.04 ERA and 116 strikeouts; also hit .486 with 13 doubles, six homers, and 38 RBI.
- Named Gatorade Illinois Player of the Year for 2005-06
- Earned First-Team All-State honors from Illinois Prep Baseball Report, Chicago Tribune and Illinois High School Baseball Coaches Association
- Is the son of Diamondbacks' scout and 1981 fifth-rounder Steve McAllister, who played in the minor leagues for the Astros and Pirates.
- Hosted the inaugural Zach McAllister Baseball Camp on in 2017 in Peoria, Ill, with proceeds benefitting St. Jude Children's Research Hospital and Advocates for Access.
- Resides in Peoria, Ill.

AWARDS & HONORS

Baseball America Triple-A All-Star

2011: Columbus (AAA)

International League Mid-Season All-Star

2011: Columbus (AAA)

Eastern League Mid-Season All-Star

2009: Trenton (AA)

Eastern League Pitcher of the Week

2009: Trenton (AA) - May 25-31

Florida State League Pitcher of the Week

2008: Tampa (High-A) - July 21-27

New York-Penn League Mid-Season All-Star

2007: Staten Island (R)

CAREER MILESTONES

Major League Debut

July 7, 2011 vs. Toronto

First Major League Win

May 7, 2012 vs. Chicago White Sox

First Major League Save

July 19, 2015 at Cincinnati

First Major League StrikeoutJuly 7, 2011 vs. Toronto
(1st inning, Eri Thames, looking)**100th Career Major League Appearance**

June 28, 2015 at Baltimore (Game 2)

250th Career Major League Appearance

May 3 vs. Toronto (Game 1)



T.J. McFARLAND

62

HEIGHT	WEIGHT	BATS/THROWS	BIRTH DATE	ML SERVICE
6-3	200	L/L	6/8/1989	7.072

FULL NAME: Timothy John McFarland

BORN: Palos Park, Illinois

OPENING DAY AGE: 32 (Turns 33 on June 8)

BECAME CARDINAL: Signed as a minor league free agent, June 30, 2021

CONTRACT STATUS: Signed through 2022

MLB DEBUT: April 6, 2013

PITCHER



COMPLETE RECORD

Year	Team	W-L	ERA	G	GS	CG	GF	SHO	SV	IP	H	R	ER	HR	HBP	BB	IBB	SO	WP	BK	BA
2008	GCL Indians	3-4	5.07	12	10	0	1	0	0	55.0	70	38	31	3	4	15	0	38	12	0	.314
2009	Lake County	9-4	3.58	25	23	0	1	0	1	120.2	128	58	48	6	3	42	0	85	10	1	.275
2010	Akron	0-0	11.25	1	1	0	0	0	0	4.0	9	6	5	1	0	2	0	5	0	0	.429
	Kinston	11-5	3.13	24	19	1	3	0	0	126.2	121	50	44	9	4	40	0	92	6	1	.246
2011	Akron	9-9	3.87	25	25	2	0	0	0	137.1	140	73	59	9	7	50	0	103	12	3	.265
	Kinston	0-1	2.25	2	2	0	0	0	0	12.0	9	5	3	2	0	1	0	12	0	0	.191
2012	Columbus	8-6	4.82	17	17	1	0	1	0	102.2	112	55	55	9	1	33	0	55	5	0	.279
	Akron	8-2	2.69	10	10	1	0	0	0	60.1	61	18	18	1	3	12	0	41	1	0	.272
2013	Baltimore	4-1	4.22	38	1	0	8	0	0	74.2	83	37	35	7	0	28	5	58	2	0	.277
2014	Norfolk	0-1	3.75	5	5	0	0	0	0	24.0	21	11	10	0	4	8	0	25	1	1	.226
	Aberdeen	1-0	0.00	1	0	0	0	0	0	1.0	0	0	0	0	0	1	0	2	0	0	.000
	Baltimore	4-2	2.76	37	1	0	14	0	0	58.2	70	22	18	2	4	13	2	34	0	0	.300
2015	Norfolk	2-3	2.91	16	9	0	2	0	1	52.2	42	20	17	0	0	14	0	31	1	0	.216
	Baltimore	2-2	4.91	30	0	0	7	0	0	40.1	52	26	22	4	0	18	5	26	3	0	.306
2016	Norfolk#	1-1	4.44	8	4	0	1	0	0	26.1	33	13	13	3	2	7	0	11	3	0	.314
	Bowie#	0-1	3.00	2	1	0	0	0	0	3.0	4	3	1	1	0	0	0	3	0	0	.286
	Frederick#	0-0	19.29	2	2	0	0	0	0	2.1	7	5	5	2	0	1	0	4	0	0	.500
	GCL Orioles#	0-0	0.00	1	1	0	0	0	0	3.0	0	0	0	0	0	1	0	1	0	0	.000
	Baltimore	2-2	6.93	16	0	0	2	0	0	24.2	33	19	19	3	2	10	2	7	1	0	.340
2017	Reno	0-0	0.00	7	0	0	1	0	1	11.0	6	0	0	0	0	4	0	9	0	0	.171
	Arizona	4-5	5.33	43	1	0	22	0	0	54.0	65	42	32	4	2	17	6	29	2	0	.300
2018	Arizona	2-2	2.00	47	0	0	21	0	1	72.0	64	18	16	4	0	22	3	42	2	0	.239
2019	Reno#	0-0	4.50	3	0	0	0	0	0	4.0	3	2	2	1	0	1	0	7	0	0	.214
	Arizona	0-0	4.82	51	0	0	13	0	0	56.0	71	35	30	6	1	20	5	35	1	0	.316
2020	Oakland	2-0	4.35	23	0	0	2	0	0	20.2	26	10	10	5	1	5	0	9	1	0	.302
2021	Rochester	1-2	5.25	18	0	0	2	0	1	24.0	23	14	14	3	3	5	0	26	3	0	.247
	Memphis	1-0	2.57	4	0	0	3	0	1	7.0	6	3	2	0	1	2	1	8	0	0	.214
	ST. LOUIS	4-1	2.56	38	0	0	7	0	0	38.2	32	11	11	3	0	9	1	21	0	0	.237
MINOR TOTALS		54-39	3.79	183	129	5	14	1	5	777.0	795	374	327	50	32	239	1	558	54	6	.265
MAJOR TOTALS		24-15	3.95	323	3	0	96	0	1	439.2	496	220	193	38	10	142	29	261	12	0	.287

Injury rehabilitation assignment

Note: Major League Uniform Numbers Worn: 66 (2013-16), 30 (2017-19), 38 (2020), 62 (2021)



WILD CARD RECORD

Year Team	W-L	ERA	G	GS	CG	GF	SHO	SV	IP	H	R	ER	HR	HBP	BB	IBB	SO	WP	BK	BA
2020 OAK at CWS	ON POSTSEASON ROSTER -- DID NOT PLAY																			
2021 STL at LAD	0-1	13.50	1	0	0	0	0	0	0.2	0	1	1	0	0	1	0	0	0	0	.000
W.C. TOTALS	0-1	13.50	1	0	0	0	0	0	0.2	0	1	1	0	0	1	0	0	0	0	.000

DIVISION SERIES RECORD

Year Team	W-L	ERA	G	GS	CG	GF	SHO	SV	IP	H	R	ER	HR	HBP	BB	IBB	SO	WP	BK	BA
2020 OAK vs. HOU	0-0	0.00	2	0	0	0	0	0	2.0	0	0	0	0	0	1	0	2	0	0	.000

REGULAR SEASON FIELDING RECORD

Position	PCT	G	PO	A	E	TC	DP
Pitcher	.964	323	25	82	4	111	4

REGULAR SEASON BATTING RECORD

Year Team	AVG	G	AB	R	H	2B	3B	HR	RBI	SH	SF	HBP	BB	IBB	SO	SB	CS	GDP	SLG	OBP	E
2021 ST. LOUIS	.000	38	0	0	0	0	0	0	0	0	0	0	0	0	0	0	0	0	.000	.000	0
MAJOR TOTALS	.067	178	15	0	1	0	0	0	0	3	0	0	0	0	12	0	0	0	.067	.067	4

CAREER TRANSACTIONS

- Selected by the Cleveland Indians in the 4th round (137th overall) of the 2007 June, First-Year Player Draft.
- Selected by the Baltimore Orioles in the Rule 5 Draft, December 6, 2012.
- On Baltimore Orioles Injured List (left knee inflammation), June 30, 2016 to August 26, 2016; included injury rehabilitation assignments to Gulf Coast League (R), Frederick (A), Bowie (AA) and Norfolk (AAA).
- Signed by the Arizona Diamondbacks as a free agent, March 2, 2017.
- On Arizona Diamondbacks Injured List (left ankle contusion), May 10, 2017 to May 21, 2017.
- On Arizona Diamondbacks Injured List (left neck strain), July 12, 2018 to July 23, 2018.
- On Arizona Diamondbacks Injured List (left shoulder inflammation), March 25, 2019 to April 30, 2019; included injury rehabilitation assignment to Reno (AAA).
- Claimed off waivers by the Oakland Athletics, November 4, 2019.
- Signed by the Washington Nationals as a free agent, February 13, 2021.
- Signed by the Washington Nationals as a minor league free agent, March 29, 2021.
- Signed by the St. Louis Cardinals as a minor league free agent, June 30, 2021.
- Signed by the St. Louis Cardinals as a free agent, November 11, 2021.

2021 SEASON HIGHS

Most IP: 2.0, 4x. Last: 9/25 at Chicago Cubs
Most Strikeouts: 3, 10/3 vs. Chicago Cubs
Most Walks: 2, 9/25 at Chicago Cubs
Most Runs Allowed: 2, 3x. Last: 9/17 vs. San Diego
Most ER Allowed: 2, 3x. Last: 9/17 vs. San Diego
Most Hits Allowed: 3, twice. Last: 8/13 at Kansas City
Most HRs Allowed: 1, 3x. Last: 10/1 vs. Chicago Cubs
Longest Winning Streak: 3 games, 7/21-8/25.
Longest Losing Streak: 1 game, 9/10-present
Longest Scoreless Streak: 18.1, 8/3-9/9

CAREER HIGHS

Most IP: 5.0, twice. Last: 4/22/16 at Kansas City
Most Strikeouts: 6, 7/23/19 vs. Baltimore
Most Walks: 3, 3x. Last: 7/8/18 vs. San Diego
Most Runs Allowed: 7, twice. Last: 8/20/17 at Minnesota
Most ER Allowed: 7, 8/20/17 at Minnesota
Most Hits Allowed: 7, 5x. Last: 8/17/19 vs. San Francisco
Most HRs Allowed: 2, 3x. Last: 4/29/18 at Washington
Longest Winning Streak: 5 games, 8/5/20-8/25/21
Longest Losing Streak: 4 games, 7/19/17-8/20/17
Longest Scoreless Streak: 18.1, 8/3-9/9/21
Last Start: 8/20/17 at Minnesota



CAREER NOTES

- Southpaw reliever was signed as a minor league free agent by the Cardinals at the end of June 2021, joining the Major League roster after the All-Star Break and became one of the top relief pitchers in the National League earning him a slot on the postseason roster.
- Originally drafted by the Cleveland Indians in 2007 out of high school, is playing with his fourth Major League organization (Orioles, Diamondbacks and Athletics).
- Was selected in the Rule 5 Draft by the Orioles in December 2012 and made his MLB debut on April 6, 2013 vs. Minnesota at Oriole Park at Camden Yards.
- Has pitched in at least one Major League game in all nine seasons since his debut with Baltimore in 2013.
- Ranks 6th among Major League relief pitchers with a 63.4 ground ball percentage since his Major League debut in 2013.
- Recorded his first and only Major League save (96 career games finished) at PNC Park (6/22/18) as a member of the Diamondbacks in his 177th career appearance, with a scoreless inning in a 13-inning, 2-1 win, in which former Cardinals outfielder Jon Jay scored the winning run.
- Has recorded a career-high four wins in four different seasons (2013, 2014, 2017, 2021).
- Posted career-highs with 51 appearances as a member of the Diamondbacks in 2019 and a 68.3 ground ball percentage in 2018 also with Arizona.
- In 2019, became the third pitcher since the save was incorporated as an official statistic in 1969 to appear in 50 or more games without recording a win, loss or save joining Aaron Loup (2018) and Sam Freeman (2015).
- Has made only three starts in his career with the most recent in 2017 with Arizona.
- Tied for the National League lead among relief pitchers is 2021 with 12 ground into double plays despite not pitching in a Major League game until July 16. Induced a career-high 13 double plays with Arizona in 2018.
- Has pitched in three career postseason games, all over the last two seasons, with the Cardinals and Athletics. Took the loss in the Cardinals 2021 Wild Card departure at Los Angeles (NL) starting the 9th inning and recording two outs before being removed.
- Appeared in two games during the 2020 postseason for the Athletics and did not allow a run with a walk and two strikeouts in the Division Series vs. the Astros, closing out Games 1 and 4. Did not pitch in the Wild Card round against the White Sox, the team his father grew up following as a fan.
- Pitched for Phoenix in the Arizona Fall League in 2011 as a 22-year old, logging eight appearances (seven starts) and was 3-0 with a 3.18 ERA over 28.1 innings with 22 strikeouts.
- Was a member of Caribe de Anzoategui during the 2013-14 Venezuelan Winter League, which finished first in the league. Pitched 39.1 innings over eight appearances with a 1-2 record and 2.97 ERA.

AWARDS & HONORS

Eastern League Pitcher of the Week

2012: Akron (AA) - May 15-21

2011: Akron (AA) - June 28-July 4

Carolina League Mid-Season All-Star

2010: Kinston (A)

South Atlantic League Pitcher of the Week

2009: Lake County (A) - May 5-11

CAREER MILESTONES

Major League Debut

April 6, 2013 vs. Minnesota

First Career Major League Win

June 13, 2013 vs. Boston

First Career Major League Strikeout

April 6, 2013 vs. Minnesota

(5th inning, Trevor Plouffe, swinging)

First Career Major League Save

June 22, 2018 at Pittsburgh

First Career Major League Start

June 28, 2013 vs. NY Yankees

100th Career Major League Appearance

September 16, 2015 vs. Boston

APPEARANCES POST ALL-STAR BREAK AMONG CARDINALS RELIEF PITCHERS

Rank		Thr.	App.	Season
1.	Ray King	LHP	41	2004
2.	Mitchell Boggs	RHP	39	2012
	Steve Kline	LHP	39	2002
	Steve Kline	LHP	39	2001
5.	T.J. McFarland*	LHP	38	2021
	Jason Motte	RHP	38	2011

**Did not pitch prior to the All-Star Break*



2021

NL Relief Leaders: GIDP (12, 1st)

- Made his Cardinals debut on July 16 and appeared in 38 games post All-Star Break, most among MLB left-handers and 2nd overall in the National League (Leone, SF, 39).
- Induced 12 double plays to lead all National League relievers, tied for the MLB high with Kyle Zimmer (KC).
- His 12 ground into double plays induced post All-Star Break were most by a Cardinals left-handed pitcher since Jaime Garcia had 12 in 2011, as a starting pitcher.
- Led all Cardinals pitchers and ranked T-2nd in the National League with 15 appearances in both August and September.
- Posted a 62.8% ground ball percentage, his 4th-best single-season total and best since a career-high 68.3 with Arizona in 2018. Did not qualify for the league relief leaders, but would have ranked 4th with qualifying totals.
- Made four appearances recording two outs or more and throwing five pitches or less, tied for the most in MLB along with teammate Giovanni Gallegos.
- Post All-Star Break, ranked T-4th among National League relievers in Holds (15) and compiled the most in MLB after August 19 with 12 Holds.
- His 2.56 ERA post All-Star Break ranked 11th in the National League among all qualifying pitchers, while his 2.79 GIDP was T-1st with Chad Kuhl (PIT).
- His four wins were 4th-most on the Cardinals among relief pitchers.
- Allowed only 11 extra base hits, matching his career-low also done with the Athletics in 2020.
- Recorded his highest total of opposing batters swinging at the first pitch at 34.3% as well as his best single-season mark of first pitch strike percentage (52.4%).

2021 POSTSEASON: Appeared in the 9th inning of the Wild Card game at Los Angeles Dodgers and took the loss after allowing a walk to Cody Bellinger, while recording two outs, before Chris Taylor hit a two-run walk-off home run off reliever Alex Reyes.

SINGLE-SEASON DOUBLE PLAYS INDUCED
CARDINALS LEFT-HANDED RELIEVER

Rank	Season	App.	GIDP	
1.	Juan Agosto	1991	72	14
	Hal Woodeshick	1966	59	14
3.	Rich Fulkers	1974	55	13
4.	T.J. McFarland	*2021	38	12
5.	Frank DiPino	1989	67	11
	Bryan Eversgerd	#1994	40	11
	Rob Murphy	1993	73	11

**Did not pitch prior to the All-Star Break
Strike-shortened season*

BACKGROUND/PERSONAL

- Graduated from Amos Alonzo Stagg High School in Palos Hills, Illinois.
- Recorded 103 strikeouts over 66.2 innings his senior year of high school.
- Earned his Bachelor of Science in Business Management as well as a certificate in Financial Planning from the University of Phoenix in 2018, after 11 years of school.
- Signed his College Letter of Intent to pitch and attend college at the University of Missouri. Would have been college teammates with RHP Aaron Crow and RHP Kyle Gibson on the Tigers baseball team.
- He and his wife, Jenna, reside in Clarendon Hills, Illinois with their son, Hudson (11/5/21).



MILES MIKOLAS

39

(MY-koh-lahs)

HEIGHT	WEIGHT	BATS/THROWS	BIRTH DATE	ML SERVICE
6-4	230	R/R	8/23/1988	5.037

FULL NAME: Miles Tice Mikolas

BORN: Jupiter, Florida

OPENING DAY AGE: 33 (Turns 34 on August 23)

BECAME CARDINAL: Signed as a free agent, December 5, 2017

CONTRACT STATUS: Signed through 2023

MLB DEBUT: May 5, 2012 vs. Miami

PITCHER



COMPLETE RECORD

Year Team	W-L	ERA	G	GS	CG	GF	SHO	SV	IP	H	R	ER	HR	HBP	BB	IBB	SO	WP	BK	BA
2009 Eugene	1-8	5.94	15	11	0	0	0	0	53.0	77	47	35	1	5	9	0	39	3	0	.332
2010 Fort Wayne	6-3	2.20	*60	0	0	30	0	13	81.2	76	27	20	3	0	15	2	78	6	0	.240
2011 Lake Elsinore	3-0	1.13	34	0	0	30	0	12	39.2	31	5	5	1	3	9	2	42	0	0	.214
San Antonio	1-0	1.67	28	0	0	20	0	9	32.1	29	6	6	0	0	6	0	27	1	0	.240
2012 San Antonio	1-1	2.92	12	0	0	10	0	4	12.1	16	6	4	0	0	3	0	11	1	0	.320
Tucson	2-1	3.20	17	0	0	6	0	0	19.2	20	8	7	1	0	8	0	17	1	0	.260
San Diego	2-1	3.62	25	0	0	0	0	0	32.1	32	15	13	4	2	15	0	23	2	0	.256
2013 San Diego	0-0	0.00	2	0	0	1	0	0	1.2	0	0	0	0	1	1	0	1	0	0	.000
Tucson	4-2	3.25	54	0	0	50	0	26	61.0	62	25	22	6	0	17	1	40	3	1	.265
2014 Round Rock	5-1	3.22	16	6	0	7	0	2	44.2	53	20	16	3	0	3	0	38	2	1	.283
Texas	2-5	6.44	10	10	0	0	0	0	57.1	64	43	41	8	4	18	2	38	0	1	.278
2015 Yomiuri (Japan)	13-3	1.92	21	21	4	0	2	0	145.0	107	34	31	8	1	23	0	107	3	1	---
2016 Yomiuri (Japan)	4-2	2.45	14	14	1	0	0	0	91.2	84	35	25	10	4	23	0	84	0	0	---
2017 Yomiuri (Japan)	14-8	2.25	27	*27	0	0	0	0	*188.0	162	53	47	10	*11	23	0	*187	4	1	---
2018 ST. LOUIS	+18-4	2.83	32	32	1	0	+1	0	200.2	*186	70	63	16	7	29	4	146	2	1	.245
2019 ST. LOUIS	9-14+	4.16	32	32	1	0	1	0	184.0	193	90	85	27	12	32	1	144	5	2	.272
2020 ST. LOUIS	INJURED - DID NOT PITCH																			
2021 ST. LOUIS	2-3	4.23	9	9	0	0	0	0	44.2	43	24	21	6	2	11	0	31	1	0	.253
Memphis#	1-1	2.33	5	5	0	0	0	0	19.1	17	5	5	2	0	3	0	13	1	0	.243
Springfield#	1-0	6.97	2	2	0	0	0	0	10.1	15	8	8	3	0	3	0	7	0	0	.375
Peoria#	1-0	3.86	1	1	0	0	0	0	7.0	6	3	3	0	0	0	0	8	0	0	.231
JAPAN TOTALS	31-13	2.18	62	62	5	0	2	0	424.2	353	122	103	28	16	69	0	378	7	2	---
MINOR TOTALS	26-17	3.09	244	25	0	153	0	66	381.0	402	160	131	20	8	76	5	320	18	2	.268
MAJOR TOTALS	33-27	3.85	110	83	2	10	2	0	520.2	518	242	223	61	28	106	7	383	10	4	.259

* Led League

+Tied for League Lead

Injury Rehabilitation Assignment

Note: Major League Uniform Numbers Worn: 39 (2012-13, '18-present), 36 (2014),

DIVISION SERIES RECORD

Year Team	W-L	ERA	G	GS	CG	GF	SHO	SV	IP	H	R	ER	HR	HBP	BB	IBB	SO	WP	BK	BA
2019 STL vs. ATL	1-0	1.50	2	1	0	0	0	0	6.0	3	1	1	0	0	2	0	2	0	0	.143



LEAGUE CHAMPIONSHIP SERIES RECORD

Year Team	W-L	ERA	G	GS	CG	GF	SHO	SV	IP	H	R	ER	HR	HBP	BB	IBB	SO	WP	BK	BA
2019 STL vs. WSH	0-1	1.50	1	1	0	0	0	0	6.0	7	1	1	0	0	2	1	7	0	0	.280

REGULAR SEASON FIELDING RECORD

Position	PCT	G	PO	A	E	TC	DP
Pitcher	.961	110	42	81	5	128	6

Note: 2019: Tied for 1st among MLB pitchers in fielding pct. (1.000)

REGULAR SEASON BATTING RECORD

Year Team	AVG	G	AB	R	H	2B	3B	HR	RBI	SH	SF	HBP	BB	IBB	SO	SB	CS	GDP	SLG	OBP	E
2021 ST. LOUIS	.000	9	8	0	0	0	0	0	0	6	0	0	1	0	5	0	0	0	.000	.111	0
JAPAN TOTALS	.110	62	145	10	16	5	0	2	8	10	0	0	2	0	76	0	1	2	.186	.122	0
MAJOR TOTALS	.127	110	134	5	17	2	0	2	8	15	1	0	3	0	66	0	0	0	.187	.145	5

Home Runs: 4/2/18 at Milwaukee (1st Major League Hit) • 8/24/18 at Colorado

CAREER TRANSACTIONS

- Selected by the San Diego Padres in the seventh round (204th overall) of the 2009 June, First-Year Player Draft.
- Acquired by the Pittsburgh Pirates along with INF Jaff Decker from the San Diego Padres in exchange for OF Alex Dickerson, November 25, 2013.
- Acquired by the Texas Rangers from the Pittsburgh Pirates in exchange for INF Chris McGuiness, December 30, 2013.
- Signed by the Yomiuri Giants of the Japanese Central League, November 25, 2014.
- Signed by the St. Louis Cardinals as a free agent, December 5, 2017.
- On St. Louis paternity list, July 18-20, 2018.
- On St. Louis injured list (right forearm strain), July 25-end of season, 2020.
- On St. Louis injured list (right shoulder), April 1-May 21, 2021; included injury rehabilitation assignment to Memphis (AAA).
- On St. Louis injured list (right forearm tightness), May 23-August 19, 2021; included injury rehabilitation assignments to Memphis (AAA), Springfield (AA), and Peoria (High-A).

2021 SEASON HIGHS

Most IP: 7.0, 9/22 at Milwaukee
Most Strikeouts: 7, 9/29 vs. Milwaukee
Most Walks: 2, three times. Last: 9/17 vs. San Diego
Most Runs Allowed: 5, 9/6 vs. Los Angeles Dodgers
Most Hits Allowed: 8, 8/26 at Pittsburgh
Most HRs Allowed: 2, 9/11 vs. Cincinnati
Longest Winning Streak: 2 games, 9/17-9/22
Longest Losing Streak: 1 game, three times. Last: 9/29-end
Longest Scoreless Streak: 12.2, 9/11-9/22

CAREER HIGHS

Most IP (Starter): 9.0, twice. Last: 7/15/19 vs. Pittsburgh
Most IP (Relief): 2.2, twice. Last: 9/8/12 vs. Arizona
Most Strikeouts (Starter): 10, 8/27/19 at Milwaukee
Most Strikeouts (Relief): 3, twice. Last: 9/8/12 vs. Arizona
Most Walks (Starter): 4, 3x. Last: 9/6/19 at Pittsburgh
Most Walks (Relief): 2, four times. Last: 8/15/12 at Atlanta
Most Runs Allowed (Starter): 10, 8/13/14 vs. Tampa Bay
Most Runs Allowed (Relief): 4, 9/1/12 at Colorado
Most Hits Allowed (Starter): 12, 3x. Last: 9/5/18 at Washington
Most Hits Allowed (Relief): 4, twice. Last: 9/8/12 vs. Arizona
Most HRs Allowed: 3, 4x. Last: 4/26/19 vs. Cincinnati
Longest Winning Streak: 6 games, 4/2-5/21/18
Longest Losing Streak: 5 games, 5/11-6/12/19
Longest Scoreless Streak: 15.0, 7/15-7/20/19
Complete Games: 2, twice. Last: 7/15/19 vs. Pittsburgh
Low-Hit Complete Game: 4, 5/21/18 vs. Kansas City
Shutouts: 2, twice. Last: 7/15/19 vs. Pittsburgh
10+ Strikeout Games: 1, 10, 8/27/19 at Milwaukee
Last Relief Appearance: 7/31/13 vs. Cincinnati



AWARDS & HONORS

National League All-Star
2018: St. Louis (DNP)

Darryl Kile Award
2018: St. Louis

**St. Louis BBWAA J.G. Taylor Spink
Baseball Man of the Year**
2018 (w/ Matt Carpenter)

Midwest League Mid-Season All-Star
2010: Fort Wayne (A)

Japanese Central League MVP of the Month
2017: Yomiuri Giants - August
2015: Yomiuri Giants - June

CAREER MILESTONES

Major League Debut
May 5, 2012 vs. Miami

First Major League Win
May 20, 2012 vs. Los Angeles Angels

First Major League Strikeout
May 5, 2012 vs. Miami
(9th inning, looking, John Buck)

First Major League Start
July 2, 2014 at Baltimore

100th Major League Strikeout
May 21, 2018 vs. Kansas City
(1st inning, Jon Jay, swinging)

500th Major League Inning Pitched
September 11, 2021 vs. Cincinnati

Hitting

First Major League Hit / Home Run
April 2, 2018 at Milwaukee
(Zach Davies, 5th inning, 2-run)

CAREER NOTES

- Is lifetime 14-13 with a 2.69 ERA (231.2 IP) at Busch Stadium. His 2.69 ERA ranks as the 5th-lowest in Busch Stadium III history (minimum 100.0 innings).
- Became the 1st Cardinal and only the 6th NL pitcher (last Orel Hershiser in 1988-89) to lead the league in wins (2018) one season and losses (2019) the next. (*Elias*)
- Since 1988, owns two of the top six single-season franchise records for highest percentages of first pitch strikes (71.1-1st and 65.8-6th).
- Despite missing the majority of the last two seasons due to injury (2020-21), ranks among National League leaders since 2018 in most starts while issuing zero walks (23, T4th) or one walk or fewer (55, 5th).
- Walked two or fewer batters in 43 consecutive starts (July 4, 2018-Sept. 1, 2019), longest by a Cardinal in franchise history.
- In 64 total starts over a two-season span (2018-19) after signing with St. Louis, the Cardinals sported a 41-23 record (.641 win pct.). Over that timespan, those 41 team wins were tied with Jon Lester (41-22 Cubs record) for most by any National League starting pitcher.
- From 2018-19, walked 61 total batters in 64 starts (384.2 innings) for a 1.43 walks/9. Only Hyun-Jin Ryu (1.32) sported a lower walks/9 ratio over that time span.
- From 2018-19, Mike Leake (61 walks, 63 starts) and Hyun-Jin Ryu (39 walks, 44 starts) were the only MLB pitchers to issue fewer walks than starts (minimum 30 starts)
- Pitched three seasons in the Japanese Central League (2015-17) and was a combined 31-13 with 2.25 ERA in 62 starts for the Yomiuri Giants.
- Signed a four-year contract extension through the 2023 season on February 26, 2019.

2018 All-Star Season

- Finished 6th in the NL Cy Young Award voting and was a finalist for NL Comeback Player of the Year by MLBPA Player's Choice Awards, in a voting by his peers.
- Selected by MLB to represent the Cardinals on the National League All-Star team in Washington D.C., his first career MLB All-Star nod. Missed the game to return home to Jupiter, Fla., with his wife Lauren, as they welcomed twin daughter (Madelyn) and son (Miles) on July 16, 2018.
- Was the first Cardinals starting pitcher in franchise history to earn an All-Star nod in his first season after signing as a free agent, and the only non-rookie player selected in 2018 who didn't play in the Majors the previous year.
- Was a perfect 10-0 on the road, becoming only the 3rd MLB pitcher (dating to 1908) to post a 1.000 road winning pct. while winning 10 or more games, joining Greg Maddux (13-0 for 1995 Braves) and Jimmy Key (10-0 for 1994 Yankees).
- Joined Eddie Yuhas (9-0 in 1952) as one of only two pitchers in Cardinals history with a perfect road winning percentage (since 1913).

**LOWEST CAREER ERA - BUSCH STADIUM III**

Rank	W-L	ERA	IP	Seasons
1. John Lackey	14-4	2.08	181.1	2014-17
2. Dakota Hudson	12-3	2.40	138.2	2018-21
3. Shelby Miller	14-9	2.46	208.1	2012-15
4. Chris Carpenter	32-15	2.61	476.1	2006-12
5. Miles Mikolas	14-13	2.69	231.0	2012-21

All Teams Played Included - Minimum 100.0 innings pitched

HIGHEST SINGLE-SEASON FIRST PITCH STRIKE PERCENTAGE BY A CARDINAL

Rank	Season	Pct.
1. Miles Mikolas *	2018	71.1
2. John Lackey	2015	71.0
3. Kyle Lohse	2012	68.6
4. Adam Wainwright *	2020	67.6
5. Kyle Lohse *	2011	67.4
6. Miles Mikolas	2019	65.8

** Led National League (since 1988)*

PITCHERS IN MLB HISTORY WITH 10+ ROAD WINS AND 1.000 WIN PCT. (SINCE 1908)

Pitcher	Season	Team	W-L	GS	IP
Jimmy Key	1994	Yankees	10-0	11	77.0
Greg Maddux	1995	Braves	13-0	15	112.2
Miles Mikolas	2018	Cardinals	10-0	16	97.0

Postseason Career

- His 1.50 ERA (12.0 IP) during the 2019 Postseason ranked as the 2nd-lowest behind Dodgers Walker Buehler's 0.71 (minimum 12.0 IP).
- In his only career relief appearance since joining St. Louis in 2018 (regular season and postseason), hurled a scoreless 10th inning on 10 pitches to earn the win in the 5-4 extra-inning victory over Atlanta in 2019 NLDS Game 4.
- Became the first Cardinals starting pitcher to earn a win as a reliever in extra innings since Lance Lynn in Game 1 of the 2013 NLCS vs. Los Angeles (13 innings).
- In the 2019 in NLCS Game 1 vs. Washington (6.0 IP, 7 H, 1 R, 7 SO, 2 BB), became the 3rd pitcher in NLCS history to record at least seven strikeouts while allowing one run or fewer and suffer the loss, joining Dave Dravecky (1987 Padres) and Hall of Famer Tom Glavine (1991 Braves).


2021

- Missed the entire 2020 regular season, and the beginning of 2021, as he continued recovery from right arm flexor tendon surgery. Began the season on the Injured List recovering from right forearm tightness.
- Did not pitch during Spring Training and was limited to non-throwing drills.
- Activated from the Injured List on 5/22 and made his season debut vs. the Chicago Cubs. Threw 59 pitches over 4.0 innings in the no-decision and returned to the 10-day Injured List the following day with right forearm tightness.
- Transferred to the 60-day injured list on 5/29.
- Returned from the Injured List a second time and started at Busch Stadium vs. Pittsburgh (8/20), throwing 5.0 IP in a no-decision the Cardinals lost 4-0.
- Started the first win in St. Louis's historic 17-game winning streak (9/11 vs. Cincinnati), and also came away with the loss in the team's first loss (9/22 vs. Milwaukee), ending the streak.
- Posted an 8-2 win over San Diego on 9/17 with 5.2 scoreless innings. It was his first win for the Cardinals in nearly two years (Sept. 12, 2019 in a day game at Colorado as Dexter Fowler and Kolten Wong hit back-to-back home runs to lead-off the game in a 10-3 victory).
- Won two of his final three starts, going 2-1 with a 2.45 ERA (18.1 IP/5 ER) and 13 strikeouts against 3 walks after 9/17.
- Made eight minor league starts during two rehab stints, and posted an overall record of 3-1 with a 3.93 ERA covering 36.2 innings with only six walks.
- Made five starts at Memphis (AAA), two at Springfield (AA), and one at Peoria (High-A).

2021 POSTSEASON: Was on the postseason roster for the Wild Card game at Los Angeles Dodgers, but did not pitch.

BACKGROUND/PERSONAL

- Graduated from Jupiter (Fla.) High School in 2006.
- Played college baseball at Nova Southeastern University in Fort Lauderdale, Fla.
- Originally selected by the Padres in the 7th round of the June, 2009 First-Year Player Draft after his junior season.
- Mikolas and C/1B Jake Anchia (2019 7th Rd., Mariners) share NSU's highest draft pick notability in program history.
- Earned his undergraduate degree from NSU in Sport and Recreation Management in 2013 after utilizing his off-seasons to complete his degree.
- Inducted into the NSU Department of Athletics 2019 Hall of Fame.
- 2018 Darryl Kile Award recipient, voted on by his teammates.
- 2018 recipient of the Missouri Athletic Club's Sports Personality of the Year award.
- He and his wife, Lauren, reside in Jupiter, Fla. with their four children: Lillianne (3/20/17), twins Madelyn and Miles (7/16/18), and Rhett (1/6/22).



YADIER MOLINA

(Yah-DEE-air)

4

HEIGHT	WEIGHT	BATS/THROWS	BIRTH DATE	ML SERVICE
5-11	230	R/R	7/13/1982	17.123

FULL NAME: Yadier Benjamin Molina

BORN: Bayamon, Puerto Rico

OPENING DAY AGE: 39 (Turns 40 on July 13)

BECAME CARDINAL: Selected in the fourth round (113th overall) of the June, 2000 First-Year Player Draft

CONTRACT STATUS: Signed through 2022

MLB DEBUT: June 3, 2004 at Pittsburgh

CATCHER



COMPLETE RECORD

Year Team	AVG	G	AB	R	H	2B	3B	HR	RBI	SH	SF	HBP	BB	IBB	SO	SB	CS	GDP	SLG	OBP	E
2001 Johnson City	.259	44	158	18	41	11	0	4	18	0	2	3	12	1	23	1	1	4	.405	.320	7
2002 Peoria	.280	112	393	39	110	20	0	7	50	4	2	10	21	0	36	2	7	14	.384	.331	14
2003 Tennessee	.275	104	364	32	100	13	1	2	51	0	3	5	25	2	45	0	1	11	.332	.327	8
2004 Memphis	.302	37	129	19	39	6	0	1	14	0	2	2	17	0	14	0	0	2	.372	.387	0
ST. LOUIS	.267	51	135	12	36	6	0	2	15	2	1	0	13	3	20	0	1	4	.356	.329	2
2005 ST. LOUIS	.252	114	385	36	97	15	1	8	49	8	3	2	23	3	30	2	3	10	.358	.295	7
2006 ST. LOUIS	.216	129	417	29	90	26	0	6	49	8	2	8	26	2	41	1	2	15	.321	.274	5
2007 ST. LOUIS	.275	111	353	30	97	15	0	6	40	2	4	3	34	5	43	1	1	18	.368	.340	6
2008 ST. LOUIS	.304	124	444	37	135	18	0	7	56	3	5	1	32	4	29	0	2	21	.392	.349	10
2009 ST. LOUIS	.293	140	481	45	141	23	1	6	54	6	1	6	50	2	39	9	3	27	.383	.366	5
2010 ST. LOUIS	.262	136	465	34	122	19	0	6	62	2	5	7	42	6	51	8	4	19	.342	.329	5
2011 ST. LOUIS	.305	139	475	55	145	32	1	14	65	5	4	1	33	4	44	4	5	21	.465	.349	6
2012 ST. LOUIS	.315	138	505	65	159	28	0	22	76	3	5	5	45	4	55	12	3	10	.501	.373	3
2013 ST. LOUIS	.319	136	505	68	161	44	0	12	80	0	3	3	30	4	55	3	2	14	.477	.359	4
2014 ST. LOUIS	.282	110	404	40	114	21	0	7	38	1	6	6	28	4	55	1	1	14	.386	.333	2
Springfield#	.833	2	6	2	5	3	0	0	2	0	0	0	0	0	1	0	0	0	1.333	.833	0
2015 ST. LOUIS	.270	136	488	34	132	23	2	4	61	1	9	0	32	3	59	3	1	16	.350	.310	7
2016 ST. LOUIS	.307	147	534	56	164	38	1	8	58	0	2	6	39	1	63	3	2	22	.427	.360	2
2017 ST. LOUIS	.273	136	501	60	137	27	1	18	82	1	9	4	28	4	74	9	4	14	.439	.312	7
2018 ST. LOUIS	.261	123	459	55	120	20	0	20	74	0	6	9	29	0	66	4	3	15	.436	.314	3
Springfield#	.000	2	5	0	0	0	0	0	1	0	1	1	0	0	1	0	0	0	.000	.143	0
2019 ST. LOUIS	.270	113	419	45	113	24	0	10	57	0	5	5	23	0	58	6	0	14	.399	.312	1
Springfield#	.083	4	12	0	1	0	0	0	1	0	1	1	0	0	8	1	0	0	.083	.143	0
Memphis#	.250	4	8	2	2	0	0	1	5	2	0	0	0	0	4	0	0	0	.625	.250	0
2020 ST. LOUIS	.262	42	145	12	38	2	0	4	16	1	1	3	6	0	21	0	0	7	.359	.303	5
2021 ST. LOUIS	.252	121	440	45	111	19	0	11	66	0	3	5	24	1	79	3	0	16	.370	.297	3
MINOR TOTALS	.277	309	1075	112	298	53	1	15	142	6	11	22	75	3	132	4	9	31	.370	.334	29
MAJOR TOTALS	.280	2146	7555	758	2112	400	7	171	998	43	74	74	537	50	882	69	37	277	.402	.330	83

#Injury Rehabilitation Assignment

Note: Major League Uniform Numbers Worn: 41 (2004-05), 4 (2006-present)



WILD CARD SERIES RECORD

Year Team	AVG	G	AB	R	H	2B	3B	HR	RBI	SH	SF	HBP	BB	IBB	SO	SB	CS	GDP	SLG	OBP	E
2012 STL at ATL	.000	1	4	0	0	0	0	0	1	0	0	0	0	0	0	0	0	0	1.000	.000	0
2020 STL at SD	.462	3	13	2	6	2	0	0	2	0	0	0	1	0	1	0	0	0	.615	.500	0
2021 STL at LAD	.000	1	4	0	0	0	0	0	0	0	0	0	0	0	0	0	0	0	.000	.000	0
W.C. TOTALS	.286	5	21	2	6	2	0	0	3	0	0	0	1	0	1	0	0	1	.381	.318	0

DIVISION SERIES RECORD

Year Team	AVG	G	AB	R	H	2B	3B	HR	RBI	SH	SF	HBP	BB	IBB	SO	SB	CS	GDP	SLG	OBP	E
2004 STL vs. LAD	ELIGIBLE -- DID NOT APPEAR																				
2005 STL vs. SD	.231	3	13	1	3	0	0	0	3	0	0	0	0	0	1	0	0	0	.231	.231	0
2006 STL vs. SD	.308	4	13	0	4	1	0	0	1	0	0	0	0	0	2	0	1	2	.385	.308	1
2009 STL vs. LAD	.308	3	13	0	4	1	0	0	0	0	0	0	0	0	1	0	0	1	.385	.308	0
2011 STL vs. PHI	.211	5	19	1	4	0	0	0	1	0	0	0	1	1	5	1	0	0	.211	.250	1
2012 STL vs. WSH	.118	5	17	3	2	0	0	0	1	0	0	1	5	0	1	0	0	2	.118	.348	0
2013 STL vs. PIT	.294	5	17	2	5	1	0	1	1	0	0	0	3	0	3	0	0	0	.529	.400	0
2014 STL vs. LAD	.200	4	15	2	3	1	0	0	0	0	0	0	0	0	3	0	0	0	.267	.200	0
2015 STL vs. CHI	.125	3	8	0	1	0	0	0	0	0	0	0	0	0	2	0	0	0	.125	.125	0
2019 STL vs. ATL	.143	5	21	1	3	0	0	0	2	0	1	0	1	1	2	0	0	1	.143	.174	0
D.S. TOTALS	.213	37	136	10	29	4	0	1	9	0	1	1	10	2	20	1	1	6	.265	.270	2

LEAGUE CHAMPIONSHIP SERIES RECORD

Year Team	AVG	G	AB	R	H	2B	3B	HR	RBI	SH	SF	HBP	BB	IBB	SO	SB	CS	GDP	SLG	OBP	E
2004 STL vs. HOU	.250	1	4	0	1	0	0	0	0	0	0	0	0	0	0	0	0	0	.250	.250	0
2005 STL vs. HOU	.318	6	22	1	7	3	0	0	0	0	0	0	0	0	2	0	0	1	.455	.318	0
2006 STL vs. NY	.348	7	23	2	8	1	0	2	6	0	0	0	3	0	2	0	0	0	.652	.423	0
2011 STL vs. MIL	.333	6	24	5	8	3	0	0	2	0	0	0	2	1	3	0	0	1	.458	.385	0
2012 STL vs. SF	.393	7	28	2	11	1	0	0	2	0	0	0	0	0	1	0	0	0	.429	.393	0
2013 STL vs. LAD	.227	6	22	2	5	0	0	0	1	0	0	0	3	0	4	0	0	2	.227	.320	0
2014 STL vs. SF	.333	2	6	0	2	0	0	0	0	1	0	0	0	0	0	0	0	1	.333	.333	0
2019 STL vs. WSH	.167	4	12	1	2	0	0	1	1	0	0	2	0	0	1	0	0	1	.417	.286	0
L.C.S. TOTALS	.312	39	141	13	44	8	0	3	12	1	0	2	8	1	13	0	0	6	.433	.358	0

WORLD SERIES RECORD

Year Team	AVG	G	AB	R	H	2B	3B	HR	RBI	SH	SF	HBP	BB	IBB	SO	SB	CS	GDP	SLG	OBP	E
2004 STL vs. BOS	.000	3	3	0	0	0	0	0	0	0	0	0	0	0	1	0	0	0	.000	.000	0
2006 STL vs. DET	.412	5	17	3	7	2	0	0	1	0	0	0	3	1	1	0	0	0	.529	.500	0
2011 STL vs. TEX	.333	7	24	1	8	2	0	0	9	0	1	0	4	1	3	0	0	0	.417	.414	0
2013 STL vs. BOS	.304	6	23	0	7	1	0	0	2	0	0	0	1	1	3	0	0	0	.348	.333	0
W.S. TOTALS	.328	21	67	4	22	5	0	0	12	0	1	0	8	3	8	0	0	0	.403	.395	0

ALL-STAR GAME RECORD

Year Team	AVG	G	AB	R	H	2B	3B	HR	RBI	SH	SF	HBP	BB	IBB	SO	SB	CS	GDP	SLG	OBP	E
2009 National	.500	1	2	1	1	0	0	0	1	0	0	0	0	0	0	0	0	0	.500	.500	0
2010 National	1.000	1	1	0	1	0	0	0	0	0	0	0	0	0	0	0	0	0	1.000	1.000	0
2011 National	1.000	1	1	0	1	1	0	0	0	0	0	0	0	0	0	0	0	0	2.000	1.000	0
2012 National	SELECTED -- DID NOT PLAY (BEREAVEMENT)																				
2013 National	.000	1	2	0	0	0	0	0	0	0	0	0	0	0	0	0	0	0	.000	.000	0
2014 National	INJURED -- DID NOT PLAY																				
2015 National	1.000	1	1	0	1	0	0	0	0	0	0	0	0	0	0	0	0	0	1.000	1.000	0
2017 National	1.000	1	1	1	1	0	0	1	1	0	0	0	1	0	0	0	0	0	4.000	1.000	0
2018 National	.000	1	1	0	0	0	0	0	0	0	0	0	0	0	0	0	0	0	.000	.000	0
2021 National	SELECTED -- DECLINED INVITATION DUE TO INJURY																				
ALL-STAR TOTALS	.556	7	9	2	5	1	0	1	2	0	0	0	1	0	0	0	0	0	1.000	.600	0

JAPAN ALL-STAR SERIES RECORD

Year Team	AVG	G	AB	R	H	2B	3B	HR	RBI	SH	SF	HBP	BB	IBB	SO	SB	CS	GDP	SLG	OBP	E
2018 MLB All-Stars	.500	4	16	1	8	1	0	1	4	0	0	1	0	0	4	0	1	0	.750	.529	-



WORLD BASEBALL CLASSIC RECORD

Year Team	AVG	G	AB	R	H	2B	3B	HR	RBI	SH	SF	HBP	BB	IBB	SO	SB	CS	GDP	SLG	OBP	E
2006 Puerto Rico	.600	4	5	1	3	0	0	0	1	0	0	0	0	0	0	0	0	0	.600	.600	0
2009 Puerto Rico	.167	3	6	0	1	1	0	0	2	0	0	0	2	0	0	0	0	0	.333	.375	0
2013 Puerto Rico	.259	7	27	2	7	0	0	0	0	0	0	0	1	0	5	1	0	1	.259	.286	1
2017 Puerto Rico	.333	6	24	4	8	0	0	2	6	1	0	0	0	0	2	0	0	3	.583	.333	0
WBC TOTALS	.306	20	62	7	19	1	0	2	9	1	0	0	3	0	7	1	0	4	.419	.338	1

Note: All-WBC Team (2): 2013 & 2017

REGULAR SEASON FIELDING RECORD

Position	PCT	G	PO	A	E	TC	DP	PB	CS	ATT	PCT	P-OFF
Catcher	.995	^2107	^14610	^1037	^80	^15727	^131	^95	^368	^913	^40.3	^54
First Base	.976	47	110	12	3	125	11					
Third Base	-	1	0	0	0	0	0					

Note: Rawlings Platinum Glove Award (4): 2011, 2012, 2014, 2015

Rawlings Gold Glove Award (9)*: 2008, 2009, 2010, 2011, 2012, 2013, 2014, 2015, 2018

Baseball America Best Defensive National League Catcher (10): 2006, 2008, 2009, 2010, 2011, 2012, 2013, 2014, 2015, 2016

Wilson Defensive Player of the Year (2): 2012, 2013

Fielding Bible Award (6): 2007, 2008, 2009, 2010, 2012, 2013

* 3rd-most among catchers in MLB history behind Hall of Famers Johnny Bench (10) and Iván Rodríguez (13)

^ Active leader among MLB catchers

2005: Led MLB catchers in caught stealing pct. (64.1), pickoffs (9), and defensive runs saved (13).

Led NL catchers in assists/9 (0.62), defensive runs above average (17.2) and defensive WAR (1.8).

Shared NL lead among catchers in passed balls (8).

2006: Led MLB catchers in assists (79), assists/9 (0.69), pickoffs (7), and defensive runs saved (13).

Led NL catchers in assists (79) defensive runs above average (15.9), and defensive WAR (2.0).

2007: Led MLB catchers in caught stealing pct. (54.0).

Led NL catchers in assists/9 (0.66).

2008: Led MLB catchers in pickoffs (7).

2009: Led MLB catchers in games (138), starts (136), pickoffs (8), and defensive WAR (1.9).

Led NL catchers in innings caught (1176.2).

2010: Led MLB catchers in starts (130), assists (79), innings caught (1138.0), caught stealing pct. (48.5), defensive runs saved (26), defensive runs above average (48.3.), and defensive WAR (2.9).

2011: Led MLB catchers in games (137).

Shared MLB lead among catchers in starts (131).

2012: Led MLB catchers in assists (88), defensive runs saved (29) and defensive WAR (2.9).

Shared MLB lead among catchers in double plays (12).

Shared NL lead among catchers in pickoffs (3).

2013: Led MLB catchers in defensive runs saved (30) and defensive WAR (2.7).

Led NL catchers in games (131), starts (128), innings caught (1115.1), total chances (1043), and putouts (976).

2014: Led MLB catchers in caught stealing pct. (64.1) and SABR Defensive Index (8.9).

Shared MLB lead among catchers in defensive WAR (2.3).

Led NL catchers in fielding pct. (.998).

2015: Led MLB catchers in total chances (1127) and putouts (1064).

Shared MLB lead among catchers in defensive WAR (1.8).

Led NL catchers in games (134), starts (131), innings caught (1149.2), and double plays (9).

2016: Led MLB catchers in games (146), innings caught (1218.1), total chances (1175), putouts (1113), and fielding pct. (.998).

2017: Rawlings NL Gold Glove Award finalist. Led MLB catchers in starts (133), double plays (13).

Led NL catchers in games (133), innings caught (1125.2),

2018: Led NL catchers in fielding pct. (.998).

2019: Rawlings NL Gold Glove Award finalist. Shared MLB lead among catchers in fielding pct. (.999).

Led NL catchers in catchers ERA (3.81).

2020: Led NL catchers in starts (42), caught stealing percentage (45.5), and errors (5).

Shared NL lead among catchers in games (42).

2021: Rawlings NL Gold Glove Award finalist. Led NL catchers in starts (118) and double plays turned (10).

Shared NL lead among catchers in games caught (118).



2021 SEASON HIGHS

Most Hits: 3, seven times. Last: 9/13 at New York Mets
Most Runs: 2, eight times. Last: 9/13 at New York Mets
Most 2Bs: 2, 5/9 vs. Colorado
Most HRs: 2, 4/17 at Philadelphia
Most RBI: 4, twice. Last: 9/3 at Milwaukee
Most BBs: 2, twice. Last: 8/6 vs. Kansas City
Most SBs: 1, three times. Last: 8/1 vs. Minnesota
Longest Hitting Streak: 10 games. 4/3-4/13

CAREER HIGHS

Most Hits: 4, 19 times. Last: 8/23/20 vs. Cincinnati
Most Runs: 4, seven times. Last: 6/25/17 at Pittsburgh
Most 2Bs: 2, 20 times. Last: 5/9/21 vs. Colorado
Most HRs: 2, eight times. Last: 4/17/21 at Philadelphia
Most RBI: 5, twice. Last: 9/10/17 vs. Pittsburgh
Most BBs: 3, eight times. Last: 9/29/19 vs. Chicago Cubs
Most SBs: 2, three times. Last: 8/3/12 vs. Milwaukee
Most HBPs: 2: 5/7/06 at Florida
Longest Hitting Streak: 16 games, 4x. Last: 4/9-4/29/19
Grand Slams: 7. Last: 9/3/21 at Milwaukee (Hoby Milner)
Extra-Inning HR: 1. 6/20/17 at Philadelphia (Casey Fien)
Game-Ending HR: n/a
Pinch Hit HR: n/a

CAREER TRANSACTIONS

- Selected by the St. Louis Cardinals in the fourth round (113th overall) of the June 2000 free-agent draft.
- On St. Louis injured list (fractured left hand), July 8 - August 17, 2005.
- On St. Louis injured list (fractured left wrist), May 30 - June 28, 2007.
- Signed a four-year contract extension with St. Louis that includes one club option for 2012, January 21, 2008.
- Served five-game Major League Baseball suspension, August 4-9, 2011.
- Signed a five-year contract extension with St. Louis, March 1, 2012.
- On St. Louis injured list (right knee sprain), July 31 - August 15, 2013.
- On St. Louis injured list (torn ligament, right thumb) July 10 - August 28, 2014; included rehabilitation assignment to Springfield (AA).
- Signed a three-year contract extension with St. Louis, April 2, 2017.
- Served one-game Major League Baseball suspension, April 11, 2018.
- On St. Louis injured list (pelvic injury with traumatic hematoma), May 6 - June 4, 2018; included rehabilitation assignment to Springfield (AA).
- On St. Louis injured list (right thumb tendon strain), May 29 - June 10, 2019.
- On St. Louis injured list (right thumb tendon sprain), July 8 - August 11, 2019; included rehabilitation assignments to Memphis (AAA) and Springfield (AA).
- On St. Louis injured list (COVID-19), August 4-19, 2020.
- Signed a one-year contract with St. Louis, February 9, 2021.
- On St. Louis injured list (right foot tendon strain), April 27-May 8, 2021.
- Signed a one-year contract for 2022 with St. Louis, August 24, 2021.

CAREER NOTES

- 2022 marks Molina's 19th season in the Cardinals organization (2004-22), 2nd-most in franchise history behind only Stan Musial (22, 1941-44, '46-63)
- Molina's 19th season with the same organization is the most by any primary catcher in MLB history, ties for 20th-longest tenure by any player with one team in MLB history, and is the longest since Hall of Famers Derek Jeter (20, 1995-2014, Yankees) and Chipper Jones (19, 1993, '95-2012, Braves).
- Is the longest tenured active Major League player to appear with the same franchise (19 seasons from 2004-22), ahead of teammate Adam Wainwright (17, 2005-10, '12-22).
- Enters the 2022 season as the 5th-oldest active player in Major League Baseball behind Albert Pujols, Rich Hill, Nelson Cruz, and Adam Wainwright.
- Is the oldest Cardinals catcher to appear since 42-year-old Walker Cooper in 1957.
- Has hit into three triple plays in his career (9/27/20 vs. Milwaukee, 8/15/17 at Boston, and 5/9/15 at Pittsburgh), most all-time by a Cardinal in history and most since Brooks Robinson (4).
- Yadier (2006, 2011) and his two older brothers, Bengie (2002 Angels) and Jose (2002 Angels & 2009 Yankees), are the only trio of brothers to have all won a World Series ring.
- Has made 17 straight Opening Day starts at catcher (2005-21), the most all-time by a Redbirds backstop and most consecutive at a single position by any Cardinal. His 17 Opening Day starts are 2nd-most in franchise history behind Stan Musial (21, 1942-44, '46-63).
- Among catchers in MLB history (since 1901), Molina's 17 Opening Day starts are 2nd-most all-time, trailing only Hall of Famer Iván Rodríguez (20, 1992-2011).
- Molina is the only catcher in MLB history (since 1913) to make 16 or more Opening Day starts with just one team
- Among active players, Molina has hit the 3rd-most career home runs (171) without having a walk-off homer, trailing Eugenio Suárez (193) and J.D. Martínez (266).
- Played for Puerto Rico in all four World Baseball Classics (2006, 2009, 2013, 2017), and is the winner of two silver medals (2013 and 2017).
- Signed one-year free agent deals for the 2021 and 2022 seasons.



St. Louis Cardinals All-Time Leaders

- Ranks among Cardinals all-time leaders in games played (2,146, 3rd), hits (2,112, 3rd), doubles (400, 4th), RBI (998, 7th), at-bats (7,555, 3rd), extra-base hits (578, 10th), total bases (3,039, 7th), sacrifice flies (74, 1st), game-winning RBI (119, 2nd), go-ahead RBI (203, 3rd), grand slams (7, T3rd), and multi-hit games (562, 7th).
- Is two RBI away from becoming the 5th Cardinal with 1,000 RBI and 2,000 hits in their Cardinals career, joining Stan Musial, Rogers Hornsby, Enos Slaughter, and Albert Pujols.

Career Winning Percentage

- According to *Elias*, the Cardinals have played a total of 24 of a possible 2,759 games when they were mathematically eliminated from postseason contention since Molina made his Major League debut (June 3, 2004). Of those 24 games, Molina has only appeared in one: Sept. 28, 2008 vs. Cincinnati as a pinch hitter.
- Has appeared in 1,199 regular-season games won by the Cardinals in his career (2004-21), 2nd in Cardinals history to Stan Musial (1,653). Also ranks 4th among active Major Leaguers in team wins behind Albert Pujols (1,595), Miguel Cabrera (1,283), and Robinson Canó (1,234).
- Molina's 1,199 team wins place him 112th all-time in MLB history and 34th in National League history.
- Appeared at catcher in 1,189 team wins in his career, 3rd-most victories among catchers in MLB history behind Iván Rodríguez (1,254) and Carlton Fisk (1,191).
- Boasts the 6th-best career win percentage (.55871) among primary catchers in MLB history with 1,500 or more games caught (includes *all games played*), trailing Johnny Bench (.55942), Jim Hegan (.563), Jorge Posada (.580), Yogi Berra (.603), and Bill Dickey (.613).

All-Time Defensive Accolades

- Is the only player in Major League history to catch 2,000 or more career games for one team.
- Winner of nine Rawlings Gold Glove Awards (2008, 2009, 2010, 2011, 2012, 2013, 2014, 2015, 2018), including a run of eight consecutive. Is the only Cardinals catcher to win the award more than three times (Mike Matheny-3, Tom Pagnozzi-2).
- Only Hall of Famers Iván Rodríguez (13) and Johnny Bench (10) have won more Gold Glove Awards at catcher.
- Also named Rawlings Gold Glove Award finalist on three occasions (2017, 2019, 2021).
- Molina's Gold Glove streak (2008-15) was the 3rd-longest by a catcher, trailing 10 consecutive by Bench (1968-77) and Rodríguez (1992-2001).
- Third baseman Nolan Arenado (9) recently surpassed Molina's streak of eight Gold Gloves, which is now the longest active in MLB.
- Family pairs to win Gold Gloves include brothers Yadier and Bengie Molina (catcher), brothers Ken and Clete Boyer (third base), brothers Sandy Jr. (catcher) and Roberto Alomar (second base), father and son Bobby and Barry Bonds (outfield), and father and son Bob (catcher) and Bret Boone (second base).

AWARDS & HONORS

World Series Championship

2006: St. Louis
2011: St. Louis

National League All-Star

2009: St. Louis (starter)
2010: St. Louis (starter)
2011: St. Louis
2012: St. Louis
2013: St. Louis (starter)
2014: St. Louis
2015: St. Louis
2017: St. Louis
2018: St. Louis
2021: St. Louis

Roberto Clemente Humanitarian Award

2018: St. Louis

Rawlings Platinum Glove Award

2011: St. Louis
2012: St. Louis
2014: St. Louis
2015: St. Louis

Rawlings National League Gold Glove Award - Catcher

2008: St. Louis
2009: St. Louis
2010: St. Louis
2011: St. Louis
2012: St. Louis
2013: St. Louis
2014: St. Louis
2015: St. Louis
2018: St. Louis

Wilson Defensive Player of the Year - Catcher

2012: St. Louis
2013: St. Louis

Fielding Bible Award - Catcher

2007: St. Louis
2008: St. Louis
2009: St. Louis
2010: St. Louis
2012: St. Louis
2013: St. Louis

Louisville Silver Slugger Award - Catcher

2013: St. Louis

National League Player of the Week

August 26-September 1, 2019

**AWARDS & HONORS (continued)****All-World Baseball Classic Team**

2013: Puerto Rico

2017: Puerto Rico

World Baseball Classic Pool F MVP

2017: Puerto Rico

Jack Buck Award**Sports Personality of the Year**

2017

Darryl Kile Award

2015: St. Louis

Midwest League Championship

2002: Peoria (A)

**BBWAA J.G. Taylor Spink Award
for St. Louis Baseball Man of the Year**

2012

2013 (w/ Matt Carpenter & Adam Wainwright)

CAREER MILESTONES**Major League Debut**

June 3, 2004 at Pittsburgh

First Major League Hit

June 3, 2004 at Pittsburgh

(5th inning, single, off Oliver Perez)

First Major League Home Run

September 23, 2004 at Milwaukee

(8th inning, solo, off Matt Wise)

1,000th Major League Game

June 12, 2012 vs. Chicago White Sox

1,000th Major League Hit

September 4, 2012 vs. New York Mets

(2nd inning, infield single, off Matt Harvey)

100th Major League Home Run

August 19, 2015 vs. San Francisco

(8th inning, solo, off Hunter Strickland)

150th Major League Home Run

May 14, 2019 at Atlanta

(5th inning, 3-run, off Mike Foltynewicz)

2,000th Major League Game

August 30, 2020 vs. Cleveland

2,000th Major League Hit

September 24, 2020 vs. Milwaukee

(7th inning, single, off Justin Topa)

2,000th Major League Game Caught

April 14, 2021 vs. Washington

- Molina and Adam Wainwright are one of five Gold Glove batteries in MLB history (2009, 2013), joining Jim Kaat & Earl Battey (1962 Twins), Rick Reuschel & Tony Peña (1985 Pirates), Bret Saberhagen & Bob Boone (1989 Royals), and Kenny Rogers & Iván Rodríguez (2000 Rangers and 2006 Tigers).
- Four-time winner of the National League Platinum Glove Award (2011, 2012, 2014, 2015) – honoring him as the league's best overall defender. Is 2nd to Nolan Arenado (2017-21) for the most since the award's inception in 2011.
- Member of the Fielding Bible All-Decade Team (2010-19) with first baseman Paul Goldschmidt and third baseman Nolan Arenado.
- Two-time Wilson Defensive Player of the Year Award winner in 2012-13, which honored the best defensive player on each MLB team those two seasons.
- Six-time Fielding Bible Award winner (2007, 2008, 2009, 2010, 2012, 2013), honoring the top fielder in the Major Leagues at each position as voted on by Baseball Info Solutions. Tied with shortstop Andrelton Simmons for most since the award's inception in 2006.
- Ranks among all-time Major League catching leaders in innings caught (4th, 17,666.1), games at catcher (4th, 2,107), starts at catcher (4th, 2,041), putouts (2nd, 14,610), total chances (2nd, 15,727), pickoffs (4th, 54), defensive WAR (2nd, 26.8), and total zone runs (2nd, 156).
- According to *Baseball Reference*, Molina's career defensive WAR (26.8) trails only Ozzie Smith (35.2) in franchise history and is 2nd-highest among active Major Leaguers to shortstop Andrelton Simmons (27.9).
- According to *FanGraphs*, Molina's 175 career defensive runs saved since 2004 are the most by any MLB catcher.
- Also leads all active MLB catchers in caught stealing percentage (40.3), attempted basestealers caught (312), double plays (131), assists (1,037) since his debut in 2004.
- Since taking over as the Cardinals starting catcher in 2005, opponents have attempted only 1,300 stolen bases against St. Louis, fewest in the majors (Arizona is 2nd at 1,767).
- Since 2005, the Cardinals team ERA of 3.82 ranks 2nd-lowest in Major League Baseball, trailing only the Los Angeles Dodgers (3.59).
- Has been the starting catcher in 167 team shutout wins during his career, 3rd-highest total all-time among Major League catchers (*since 1908*) behind Yogi Berra (184), and Gary Carter (168).
- Started and played the duration of 139 career extra-inning games exclusively at catcher, most in Cardinals history and 12th all-time among catchers in MLB history (*since 1901*).
- Has caught 100+ games in 16 seasons (2005-19, '21), 2nd-most in MLB history behind only Iván Rodríguez (17).
- Has led his league in games caught eight times, tying Yogi Berra and Jason Kendall for most in MLB history.
- Also paced the league in caught stealing percentage on four occasions (T4th in MLB history), double plays turned by a catcher four times (T7th in MLB history), and total zone runs at catcher eight times (2nd in MLB history).



- In 2018, established a new Major League record for a catcher age 35 or older by starting 27 consecutive games (7/22-8/19), which was most by any Cardinals backstop since 29-year-old Ted Simmons (29 straight in 1979).
- With 118 games caught in 2021, Molina became the 3rd primary catcher in MLB history at age 38 or older to catch 115 or more games in a season, joining Bob Boone (4 times from 1986-89) and Carlton Fisk (twice in 1987 and 1990).
- Has surpassed 1,000.0 innings caught 12 times in his career. In 2021, became the 2nd catcher in MLB history to do so in his age 39 or older season, joining Bob Boone (1,035.0 at age 39 for 1987 Angels and 1,082.0 at age 41 for 1989 Royals).

Awards

- Named to the National League All-Star Team on 10 occasions (2009-15, '17-18, '21), including seven straight.
- His 10 All-Star selections tie Enos Slaughter for 4th-most among Cardinals franchise leaders.
- His .556 average (5-9) during All-Star exhibitions ranks 2nd all-time among players with at least nine All-Star plate appearances. Only Hall of Fame center fielder Richie Ashburn, who hit .600 (6-10) in four All-Star games, hit at a better clip.
- Finished in the top-five in National League MVP voting in 2012 (4th) and 2013 (3rd), receiving two first place votes during each season.
- 2013 National League Louisville Silver Slugger Award winner, presented annually to each league's best offensive player at each position with voting by Major League managers and coaches.
- Joined Hall of Famer Ted Simmons (1980) as the only Cardinals catchers to earn the offensive honor.
- 2018 winner of the prestigious Roberto Clemente Humanitarian Award, annually given by Major League Baseball to the player "who best represents the game of baseball through positive contributions on and off the field, including sportsmanship and community involvement. Joined Carlos Beltran (2013), Albert Pujols (2008), Ozzie Smith (1995) and Lou Brock (1975) as Cardinals winners (later won by Adam Wainwright in 2020).

Offensively Among MLB Primary Catchers

- Is the active leader and ranks among all-time catching leaders in Major League history in career at-bats (T7th), hits (7th), doubles (5th), total bases (12th), RBI (13th), extra-base hits (T15th), and stolen bases (69, 31st).
- Is one of 10 primary catchers to record 2,000 career hits, and needs two RBI to reach 1,000 for his career. Only seven primary catchers in MLB history have reached the 2,000 hit/1,000 RBI plateau: Yogi Berra, Johnny Bench, Ted Simmons, Carlton Fisk, Gary Carter, Mike Piazza, and Iván Rodríguez.
- Since his MLB debut in 2004, leads primary catchers in multiple-hit games (562) and three hit games (135), and shares the MLB lead in four-hit games (19) with Iván Rodríguez.
- Is one of five primary catchers in MLB history to produce 13 or more seasons with 100 or more hits (minimum 80% of games at catcher during season).

ALL-STAR GAME SELECTIONS IN CARDINALS HISTORY			
Rank		ASGs	Seasons
1.	Stan Musial	24	1943-44, '46-63
2.	Ozzie Smith	14	1982-92, '94-96
3.	Ken Boyer	11	1956, '59-64
4.	Enos Slaughter	10	1941-42, '46-53
	Yadier Molina	10	2009-15, '17-18, '21

ALL-STAR GAME SELECTIONS AMONG CATCHERS IN MAJOR LEAGUE HISTORY			
Rank		ASGs	Seasons
1.	Yogi Berra	16	1948-62
2.	Iván Rodríguez	14	1992-2001, '04-07
3.	Johnny Bench	13	1968-80
4.	Josh Gibson	12	1933-36, '39, '42-44, '46
5.	Del Crandall	11	1953-56, '58-60, '62
	Roy Campanella	11	1941, '44-45, '49-56
	Bill Dickey	11	1933-34, '36-43, '46
	Carlton Fisk	11	1972-74, '76-78, '80-82, '85, '91
	Bill Freehan	11	1964-75
	Mike Piazza	11	1993-98, '99-02, '05
11.	Gary Carter	10	1975, '79-88
	Elston Howard	10	1957-65
13.	Yadier Molina	10	2009-15, '17-18, '21

Caught at least 50% games played in the field during All-Star season

GOLD GLOVE AWARDS BY A CARDINAL			
Rank	Position	Awards	Seasons
1.	Ozzie Smith	SS	11 1982-92
2.	Bob Gibson	P	9 1965-73
	Yadier Molina	C	9 2008-15, '18
4.	Curt Flood	OF	7 1963-69
5.	Bill White	1B	6 1960-65
	Keith Hernandez	1B	6 1978-83
	Jim Edmonds	OF	6 2000-05

GOLD GLOVES AWARDS AMONG CATCHERS IN MAJOR LEAGUE HISTORY			
Rank		Awards	Seasons
1.	Iván Rodríguez	13	1992-2001, '04, '06-07
2.	Johnny Bench	10	1968-77
3.	Yadier Molina	9	2008-15, '18
4.	Bob Boone	7	1978-79, '82, '86-89
5.	Jim Sundberg	6	1976-81

GOLD GLOVES BY TEAM - MLB HISTORY			
Rank	GGs	Rank	GGs
1.	Cardinals	6.	Pirates 50
2.	Orioles 71	7.	Red Sox 49
3.	Yankees 66	8.	Phillies 47
4.	Braves 58	9.	Dodgers 46
5.	Reds 55	10.	Twins/Giants 44

MOLINA, YADIER

**MOST SEASONS PLAYED WITH ONLY ONE FRANCHISE - MLB HISTORY (1876-2022)**

Seasons	Team	Tenure
23	Brooks Robinson	Orioles 1955-77
23	Carl Yastrzemski	Red Sox 1961-83
22	Stan Musial	Cardinals 1941-44, '46-63
22	Al Kaline	Tigers 1953-74
22	Mel Ott	Giants 1926-47
22	Cap Anson	Cubs 1876-97
21	George Brett	Royals 1973-93
21	Walter Johnson	Senators 1907-27
21	Ted Lyons	White Sox 1923-42, '46
21	Cal Ripken Jr.	Orioles 1981-2001
21	Willie Stargell	Pirates 1962-82
20	Luke Appling	White Sox 1930-43, '45-50
20	Craig Biggio	Astros 1988-2007
20	Red Faber	White Sox 1914-33
20	Tony Gwynn	Padres 1982-2001
20	Mel Harder	Indians 1928-47
20	Derek Jeter	Yankees 1995-2014
20	Alan Trammell	Tigers 1977-96
20	Robin Yount	Brewers 1974-93
19	Yadier Molina	Cardinals 2004-22
19	Ernie Banks	Cubs 1953-71
19	Dave Concepción	Reds 1970-88
19	Charlie Gehringer	Tigers 1924-42
19	Chipper Jones	Braves 1993, '95-2012
19	Barry Larkin	Reds 1986-2004
19	Jim Palmer	Orioles 1965-67, '69-84
19	Mariano Rivera	Yankees 1995-2013
19	Lou Whitaker	Tigers 1977-95
19	Ted Williams	Red Sox 1939-42, '46-60
18	Ossie Bluege	Senators 1922-39
18	Roberto Clemente	Pirates 1955-72
18	Bob Feller	Indians 1936-41, '45-56
18	Ed Kranepool	Mets 1962-79
18	Mickey Mantle	Yankees 1951-68
18	Edgar Martínez	Mariners 1987-2004
18	Bill Russell	Dodgers 1969-86
18	Mike Schmidt	Phillies 1972-89
18	Frank White	Royals 1973-90
17	Bob Gibson	Cardinals 1959-75
17	Johnny Bench	Reds 1967-83
17	Frankie Crosetti	Yankees 1932-48
17	Bill Dickey	Yankees 1928-43, '46
17	Jim Gantner	Brewers 1976-92
17	Lou Gehrig	Yankees 1923-39
17	Todd Helton	Rockies 1997-2013
17	Bill Mazeroski	Pirates 1956-72
17	Jorge Posada	Yankees 1995-2011
17	Pie Traynor	Pirates 1920-35, '37
17	Adam Wainwright	Cardinals 2005-10, '12-22

- Has recorded 16 double-digit hitting streaks in his career, 8th-most among primary catchers. Also has six different hitting streaks of 15-games or longer, most by any primary backstop in MLB history.
- Molina, Yogi Berra (Yankees), and Johnny Bench (Reds) are the only three catchers in MLB history with 2,000 or more hits and 2,000 or more games played with one franchise.
- Is Major League Baseball's 3rd-toughest catcher to strike out (9.39 PA/SO) since his Major League debut in 2004, and ranks 30th overall among all Major Leaguers during that time span. Among all active Major Leaguers, only Andreton Simmons (10.56 PA/SO) strikes out less.
- Is one of just seven qualified catchers to record four seasons with a .300+ season batting mark (.305 in 2011; .315 in 2012; .319 in 2013; .307 in 2016), joining Iván Rodríguez (7 seasons), Mike Piazza (7), Mickey Cochrane (7), Ted Simmons (6), Bill Dickey (5) and Buster Posey (4) (*min. 502 plate appearances*).
- Since 2008, his 474 hits with runners in scoring position leads all Major League catchers (ranks 8th overall) and his .308 batting average (474-1538) ranks 2nd to Buster Posey (.311, 383-1231); his .285 average (211-740) with runners in scoring position and two outs, leads all catchers.
- Since 2017, ranks 2nd among Major League catchers in hits (519) and 4th in RBI (295).
- Hit 44 doubles during Silver Slugger year in 2013, 2nd-most by a catcher in MLB single-season history behind Hall of Famer Iván Rodríguez (47 in 1996). Later passed by Milwaukee's Jonathan Lucroy (53 in 2014).

Teammates with Adam Wainwright

- 2022 marks the 18th season (2005-22) that Molina and Wainwright have been teammates, most in franchise history ahead of Stan Musial and Red Schoendienst (14 seasons from 1946-56, '61-63).
- Molina's and Wainwright's 18 seasons as teammates tie for the 3rd-most in Major League history, matching OF Sam Rice & 1B Joe Judge (1915-32; Washington Senators), 2B Frank White & 3B George Brett (1973-90; Kansas City Royals), and SS Honus Wagner & OF Fred Clarke (Louisville Colonels; 1897-99; and Pittsburgh Pirates; 1900-15).
- Only 2B Lou Whitaker & SS Alan Trammell (19, 1977-95; Detroit Tigers) and RHP Mariano Rivera & SS Derek Jeter (19, 1995-2013; New York Yankees) have been teammates longer in MLB history.
- Molina and Wainwright have been a starting battery for 304 career regular season games, 4th-most in Major League history (*since 1908*).
- Bob Gibson and Tim McCarver (198 starts) held the previous franchise record before being surpassed by Wainwright and Yadi on June 15, 2016 vs. Houston.
- Has been the starting catcher in all of Wainwright's 11 career shutouts, and in 26 of Adam's 27 complete games. Wainwright's lone complete game not caught by Molina was April 26, 2008 vs. Houston caught by Jason LaRue.



- Has caught Wainwright in 2,013.2 of his total 17,666.1 (11.4%) career innings in the regular season. His 2nd-most caught is Chris Carpenter (1,079.0).
- Waino and Molina's first appearance as a starting battery was April 6, 2007 at Houston (W, 4-2). Wainwright's first batter faced was Craig Biggio, who popped out to Molina.
- Molina has caught 44 relief appearances by Wainwright, (2005-06, 2017), most recently on September 23, 2017 at Pittsburgh.
- The first time Molina (age 23.072) caught Wainwright (24.024) in their careers was in relief on September 23, 2005 at Milwaukee (1.0 IP). Retired Chad Moeller (flyout), Jeff Cirillo (popout), & Brady Clark (flyout) with 13 pitches in the 7th inning.
- Tony Cruz has caught Waino for the 2nd-most starts (17) in his career, while Gary Bennett has been his catcher in the 2nd-most career appearances (29)
- Mike Mahoney caught Wainwright's Major League debut on Sept. 11, 2005 vs. the Mets at Busch Stadium II (Waino's only appearance at Busch II). Molina started and was replaced by Einar Díaz in the 8th. Mahoney and Wainwright then entered the game in the 9th inning as part of six simultaneous defensive substitutions by Tony La Russa
- The first pitcher Molina (age 21.326) caught in his Major League debut was starter Woody Williams (age 37.289) on June 3, 2004 at PNC Park. First batter faced was Jason Kendall.
- Molina was at catcher for Wainwright's first career win (May 9, 2006 vs. Colorado) and save (May 19 2006 at Kansas City).
- Wainwright has a career 3.22 ERA (721er/2,013.2ip) with Molina behind the plate, and combined 4.08 ERA (164er/362.0ip) with his 15 other Cardinals catchers.
- Molina and Wainwright have been a starting battery in 15 postseason games, tying the Yankees duo of Mike Mussina & Jorge Posada for 5th-most in MLB postseason history. Wainwright has also made 11 postseason relief outings with Molina behind the dish
- Molina caught the final pitches of the 2006 NLCS and World Series as Wainwright struck out Carlos Beltrán (looking) and Brandon Inge (swinging).
- Molina has 324 career hits when Wainwright has made a start, ranking 3rd in franchise history in career hits by a teammate in starts by the same pitcher. Only Lou Brock (443) and Curt Flood (365) have more hits for starting pitcher Bob Gibson.
- Among all-time starting batteries in MLB history, Molina has 323 hits as a starting catcher in Wainwright starts. Only Bill Dickey (327 hits) has more hits as a starting catcher in starts by the same starting pitcher (Red Ruffing).
- Molina's 19 game-winning RBI as a catcher in Wainwright starts tie for 3rd-most in MLB history. Only Terry Steinbach (22 for Dave Stewart) and Bill Freehan (21 for Mickey Lolich) have more. Molina's 29 go-ahead RBI rank T6th).

MOST SEASONS PLAYED WITH THE CARDINALS (1892-2022)

Seasons	Position	Tenure
22 Stan Musial	OF, 1B	1941-44, '46-63
19 Yadier Molina	C	2004-22
18 Jesse Haines	RHP	1920-37
17 Adam Wainwright	RHP	2005-10, '12-22
17 Bob Gibson	RHP	1959-75
16 Lou Brock	OF	1964-79

MOST SEASONS PLAYED WITH ONLY ONE MLB FRANCHISE - ACTIVE

Seasons	Franchise	Tenure
19 Yadier Molina	Cardinals	2004-22
17 Adam Wainwright	Cardinals	2005-10, '12-22
16 Joey Votto	Reds	2007-22
15 Clayton Kershaw	Dodgers	2008-22
14 Brett Gardner*	Yankees	2008-21
13 Stephen Strasburg	Nationals	2010-22

*Updated as of media guide print date.

MAJOR LEAGUE BATTERY MATES

Top Pitching & Catching Tandems in MLB History (since 1908)

Tandem & Team(s)	Starts
1. Mickey Lolich & Bill Freehan Detroit Tigers (1963-75)	324
2. Warren Spahn & Del Crandall Boston/Milwaukee Braves (1949-63)	316
3. Red Faber & Ray Schalk Chicago White Sox (1914-26)	306
4. Adam Wainwright & Yadier Molina St. Louis Cardinals (2005-present)	304

MOST SEASONS AS TEAMMATES

19 RHP Mariano Rivera and SS Derek Jeter New York Yankees (1995-2013)
19 2B Lou Whitaker and SS Alan Trammell Detroit Tigers (1977-95)
18 C Yadier Molina and RHP Adam Wainwright St. Louis Cardinals (2005-22)
18 OF Sam Rice and 1B Joe Judge Washington Senators (1915-32)
18 2B Frank White and 3B George Brett Kansas City Royals (1973-90)
18 SS Honus Wagner and OF Fred Clarke Louisville Colonels (1897-99) Pittsburgh Pirates (1900-15)



SEASONS OF CATCHING 100+ GAMES

MLB Rank	Seasons	
1. Iván Rodríguez	17	1992-93, '95-99, 2001-07, '10
2. Yadier Molina	16	2005-19, '21
3. Bob Boone	15	1973-74, '76-80, '82-89

SHUTOUT WINS IN MLB HISTORY - STARTED & FINISHED AT CATCHER

MLB Rank	Wins	Seasons
1. Yogi Berra	173	1946-63
2. Gary Carter	149	1974-92
3. Yadier Molina	148	2004-present

EXTRA-INNING STARTS & FINISHES AT C

MLB Rank	Games	Seasons
1. Ray Schalk	191	1912-29
2. Gary Carter	149	1974-92
3. Iván Rodríguez	167	1991-2011
4. Carlton Fisk	160	1969, '71-93
5. Rick Ferrell	159	1929-45, '47
6. Jason Kendall	156	1996-2010
7. A.J. Pierzynski	152	1998-2016
8. Ted Simmons	148	1968-88
Lance Parrish	148	1977-95
10. Tony Peña	140	1980-97
Johnny Bench	140	1967-83
12. Yadier Molina	139	2004-present

PRIMARY CATCHERS IN MLB HISTORY WITH 2,000+ HITS AND 1,000+ RBI

Catcher	Hits	RBI	Seasons
Yogi Berra	2,150	1,430	1946-65
Johnny Bench	2,048	1,376	1967-83
Ted Simmons	2,472	1,389	1968-88
Carlton Fisk	2,356	1,330	1969-93
Gary Carter	2,092	1,225	1974-92
Mike Piazza	2,127	1,335	1992-2007
Iván Rodríguez	2,844	1,332	1991-2011
Yadier Molina	2,112	998	2004-present

NOTABLE PLAYERS IN MLB HISTORY WITH 2,000+ HITS, 150+ HR, 350+ 2B, & 500+ BB

Cardinal	Hits	2B	HR	BB
Stan Musial	3,630	725	475	1,599
Albert Pujols	2,073	455	445	975
Rogers Hornsby	2,110	367	193	660
Yadier Molina	2,112	400	171	537

MLB Catcher	Hits	2B	HR	BB
Johnny Bench	2,048	381	389	891
Ted Simmons	2,472	483	248	855
Carlton Fisk	2,356	421	376	849
Gary Carter	2,092	371	324	848
Iván Rodríguez	2,844	572	311	513
Yadier Molina	2,112	400	171	537

Busch Stadium III

- Holds the all-time Busch Stadium III record in games played (998), at-bats (3,465), plate appearances (3,803), hits (982), doubles (184), RBI (444), total bases (1,364), and singles (731).
- Is one of only three primary catchers in MLB history to hold their home stadium's all-time hits record, with Jim Sundberg (582 at Arlington Stadium) and Buster Posey (705 at Oracle Park).
- Is two games and 18 hits away at Busch Stadium III from becoming the 43rd player in Major League history to record 1,000 or more games and 1,000 or more hits at a home stadium. Would become the 3rd Cardinal all-time (Ozzie Smith and Lou Brock at Busch Stadium II) and only the 2nd primary catcher in MLB history (Yogi Berra at Original Yankee Stadium).
- Was the Cardinals starting catcher in the first game in Busch Stadium III history (April 10, 2006 vs. Milwaukee), teaming with starting pitcher Mark Mulder.

Postseason Career

- Has taken part in four World Series (2004, 2006, 2011, 2013), winning championships in 2006 and 2011.
- Appeared in a franchise record 12 postseasons (2004, 2005, 2006, 2009, 2011, 2021, 2013, 2014, 2015, 2019, 2020, 2021). Is the 8th position player (3rd catcher) in MLB history to appear in 12 or more postseasons.
- Played in a National League-record 102 postseason games, 6th all-time in MLB postseason history behind Derek Jeter (158), Jorge Posada (125), Bernie Williams (121), David Justice (112), and Manny Ramirez (111).
- His 52 career wins in postseason play lead the National League and rank 8th-all time.
- Is the Cardinals all-time postseason leader in hits (101), singles (78), games played, wins, and at-bats (365).
- Sports a career .277 postseason average with 101 hits and 19 doubles, both that rank 2nd all-time among catchers behind Jorge Posada (103 hits & 23 doubles).
- Molina's 36 career postseason RBI rank 3rd all-time among MLB catchers, trailing Posada (42) and Yogi Berra (39).
- His 28 career postseason multi-hit games are most in franchise history, most all-time among MLB catchers, and tie Albert Pujols for 6th in MLB postseason history.
- His career .312 batting average (44-141) in the LCS ranks 6th among catchers, while his 44 hits rank first among catchers (T6th overall); his eight LCS doubles rank 2nd among catchers (T5th overall).
- Owns a .328 (22-for-67) career batting average in 21 World Series games.
- Has thrown out 13 attempted basestealers over his postseason career, most among active Major League catchers and T10th in Major League postseason history.
- Is a member of two of the top six starting batteries in MLB postseason history, catching Chris Carpenter in 18 postseason games (3rd) and Adam Wainwright in 15 games (T5th). Only the combos of Andy Pettitte-Jorge Posada (24) and Tom Glavine-Javy Lopez (19) have appeared in more.

MOLINA, YADIER



GOLD GLOVE-WINNING BATTERYMATES FOR THE SAME TEAM & SAME SEASON

MLB Batterymate	Team	Year
Jim Kaat & Earl Battey	Twins	1962
Rick Reuschel & Tony Peña	Pirates	1985
Bret Saberhagen & Bob Boone	Royals	1989
Kenny Rogers & Iván Rodríguez	Rangers	2000
Kenny Rogers & Iván Rodríguez	Tigers	2006
Adam Wainwright & Yadier Molina	Cardinals	2009
Adam Wainwright & Yadier Molina	Cardinals	2013

FEWEST SB ATTEMPTS AGAINST SINCE 2005

MLB Rank	SB	CS	ATT
1. St. Louis Cardinals	837	463	1,300
2. Arizona Diamondbacks	1,226	541	1,767
3. Minnesota Twins	1,316	491	1,807

MLB PLAYERS AGE 38 OR OLDER TO CATCH 115+ GAMES IN A SEASON

Catcher	Season	Team	OD Age	Games
Bob Boone	1986	Angels	38	144
Bob Boone	1989	Royals	41	129
Bob Boone	1987	Angels	39	127
Carlton Fisk	1987	White Sox	39	122
Bob Boone	1988	Angels	40	121
Yadier Molina	2021	Cardinals	38	118
Carlton Fisk	1990	White Sox	42	116

OLDEST CATCHERS - CARDINALS HISTORY

Cardinals Catcher	Age	Season
1. Gabby Street	48.355	1931
2. Walker Cooper	42.242	1957
3. Heinie Peitz	42.185	1913
4. Mike González	41.332	1932
5. Bobby Schang	40.172	1927
6. Yadier Molina	39.082	2021

CAREER APPEARANCES IN TEAM WINS

Cardinals Rank	Team Record	Seasons
1. Stan Musial	1,653-1,351	1941-44, '46-63
2. Yadier Molina	1,199-947	2004-21
3. Lou Brock	1,177-1,108	1964-79

Active MLB Rank	Team Record	Seasons
1. Albert Pujols	1,595-1,376	2001-21
2. Miguel Cabrera	1,283-1,304	2003-21
3. Robinson Cano	1,234-1,000	2005-21
4. Yadier Molina	1,199-947	2004-21

MLB Rank	Wins in Games Caught	Seasons
1. Ivan Rodriguez	1,254-1,175	1991-2011
2. Carlton Fisk	1,191-1,034	1969-1993
3. Yadier Molina	1,189-920	2004-21

2021

NL Ranks: Defensive WAR (1.5, T9th), game-winning RBI (T2nd, 16), Highest pct. swinging on 1st pitch (47.2, 2nd), Highest pct. of pitches put in play (21.8, 3rd), Lowest percentage of pitches taken (42.9, 2nd)

- Named a Rawlings Gold Glove Award finalist and to his 10th National League All-Star team (DNP) while playing as the oldest catcher in Major League Baseball.
- Led NL catchers in starts (118) and double plays turned (10), and shared the league lead in games caught (118). Also ranked 2nd in innings caught (1001.1) and defensive runs saved (6), caught stealing percentage (40.9), and runners caught stealing (18); 3rd in assists (50) and pickoffs (3); 4th in fielding percentage (.997); and 5th in catcher ERA (4.01).
- With 118 games caught, became the 3rd primary catcher in MLB history at age 38 or older to catch 115 or more games in a season, joining Bob Boone (4 times from 1986-89) and Carlton Fisk (twice in 1987 and 1990).
- Surpassed 1,000.0 innings caught for the 12th time in his career. Became the 2nd catcher in MLB history to do so in his age 39 or older season, joining Bob Boone (1,035.0 at age 39 for 1987 Angels and 1,082.0 at age 41 for 1989 Royals).
- Finished with 2,112 hits, ranking 3rd all-time in franchise history, and surpassing Enos Slaughter (2,064), Albert Pujols (2,073) and Rogers Hornsby (2,110) throughout the season.
- Moved into 2nd place all-time in career games caught (2,109), trailing only fellow countryman Iván Rodríguez (2,430).
- Caught his 2,000th career game on 4/14 vs. Washington, with Adam Wainwright on the mound. Became the only catcher in MLB history to catch 2,000 games with any team.
- Ended the season two RBI short of 1,000 for his career.
- Made his 17th straight (2005-21) Opening Day start at catcher on 4/1 at Cincinnati, extending his franchise record for most consecutive starts at a single position. Trails only Stan Musial (18, 1946-63) at any position in franchise history.
- Collected his 382nd career double on 4/5 at Miami, surpassing Johnny Bench for 8th place for most two-baggers by a primary catcher in MLB history.
- Doubled and posted 8th career multi-home run game on 4/17 at Philadelphia for 10 total bases. Became the first Cardinal in at least 60 seasons to contribute to back-to-back blasts twice in the same game.
- Hit .323/.366/.631 (21-71) with a .997 OPS in 19 April games, and blasted seven home runs in his first 30 games.
- Hit his 7th career grand slam at Milwaukee (9/3), a 9th inning punctuation mark.
- Collected 16 game-winning RBI, trailing only Max Muncy (LAD, 17) in the National League.
- Hit .327 (37-113) with runners in scoring position, highest among all MLB catchers and 21st-best among all MLB players. Batted .316 (18-57) with RISP and two outs.
- Was 4-for-9 (.444) with the bases loaded (T11th in NL).
- Batted .361 (26-72) on the first pitch of plate appearances, his most hits of any count. Also hit .375 (21-56) on 0-1 counts.
- Missed 11 games while on the 10-day injured list due to right foot tendon strain (4/27-5/8).



2021 POSTSEASON: Went 0-for-4 in St. Louis' 3-1 loss to the Los Angeles at Dodger Stadium in the NL Wild Card Game...marked his 102nd career postseason game, most in National League postseason history and 6th most in MLB postseason history...caught Adam Wainwright for the 15th time, tying the Yankees duo of Mike Mussina & Jorge Posada for 5th among starting batteries in MLB postseason history.

BACKGROUND/PERSONAL

- He and his wife, Wanda, make their home in Jupiter, Fla., with their sons, Yanuell Benjamin (10/20/2008) and Daniel (2/6/2016), and daughter, Adrianna (7/4/2010).
- Graduated from Escuela Superior Maestro Ladi in Vega Alta, Puerto Rico in 2000.
- Yadier (2006, 2011) and his two older brothers, Bengie (2002 Angels) and Jose (2002 Angels, 2009 Yankees), are the only trio of brothers to have all won a World Series ring.
- Played American Legion ball in 2000 for Post #48.
- Changed from uniform #41 to #4 prior to 2006 season.
- 2015 Darryl Kile award winner by vote of his teammates.
- Created his own line (M4 by Yadi) of athletic and casual clothing.
- Avid fan of the St. Louis Blues.
- In 2020, Yadi and his wife became sole owners of Los Vaqueros, a basketball team based in Bayamon, Puerto Rico that plays in the nine-team Baloncesto Superior Nacional league.

Winter Ball and Caribbean Series

- After 2004 season, teamed with Rick Ankiel during Puerto Rican Winter League play with Carolina. Played for Carolina in 2006, winning Puerto Rican Championship.
- After the 2020 season, played for two teams in the 2020-21 Puerto Rican Winter League, one of which advanced to the Caribbean Series in Mazatlán, Mexico.
- Marked Molina's first participation in his homeland's winter ball circuit since 2012-13 with Gigantes de Carolina, and second in the Caribbean Series.
- In the 2007-08 tournament in Puerto Rico, Yadi played with Gigantes De Carolina with brother José Molina, Alex Cora and Juan González.
- Initially played for Atenienses de Manatí in 2021, which was managed by Molina's older brother, José.
- Yadi made his first career pro pitching appearance in a lopsided loss for the club in the semifinals. Switched from DH to pitcher in the ninth inn while trailing 19-7 (1.0 IP, H, HR, K).
- After Atenienses was eliminated, Molina was chosen to reinforce Criollos de Caguas in the island's championship series.
- The Criollos swept Indios de Mayagüez to win its 19th league title (most in Puerto Rican League history) and advanced to play in the Caribbean Series.
- Lost in the championship game to Carlos Martínez's club from the Dominican Republic.

DOUBLE-DIGIT AND 15-GAME HIT STREAKS

Cardinals Rank	10-Game	Seasons
1. Stan Musial	42	1941-44, '46-63
2. Lou Brock	32	1964-79
3. Rogers Hornsby	26	1915-26, '33
4. Enos Slaughter	24	1938-42, '46-53
5. Albert Pujols	22	2001-11
Joe Medwick	22	1932-40, '47-48
7. Frankie Frisch	18	1927-37
Jim Bottomley	18	1922-32
9. Terry Moore	17	1935-42, '46-48
Curt Flood	17	1958-69
11. Red Schoendienst	16	1945-56, '61-63
Yadier Molina	16	2004-present

Cardinals Rank	15-Game	Seasons
1. Stan Musial	11	1941-44, '46-63
2. Lou Brock	10	1964-79
3. Rogers Hornsby	9	1915-26, '33
4. Joe Medwick	7	1932-40, '47-48
Frankie Frisch	7	1927-37
5. Jim Bottomley	6	1927-37
Curt Flood	6	1958-69
Yadier Molina	6	2004-present

MLB Catchers Rank	10-Game	Seasons
1. Iván Rodríguez	24	1991-2011
2. Mike Piazza	23	1992-2007
3. Ted Simmons	22	1968-88
4. Yogi Berra	20	1946-64, '65
5. Bill Dickey	19	1928-43, '46
6. Victor Martinez	18	2002-18
7. Jason Kendall	17	1996-2010
8. Yadier Molina	16	2004-present

MLB Catchers Rank	15-Game	Seasons
1. Yadier Molina	6	2004-present
2. Ted Simmons	5	1968-88
Mike Piazza	5	1992-2007
Victor Martinez	5	2002-18

MOST SEASONS WITH 100 OR MORE HITS

Active MLB Rank	Seasons	
1. Albert Pujols	19	2001-19
2. Miguel Cabrera	16	2004-17, '19, '21
3. Robinson Canó	14	2005-17, '19
4. Yadier Molina	13	2008-19, '21

All-Time MLB Catchers Ranks	Seasons	
1. Iván Rodríguez	19	1992-2010
2. A.J. Pierzynski	14	2001-13, 15
Jason Kendall	14	1996-98, 2000-07, '08-10
4. Yadier Molina	13	2005-19, '21
Carlton Fisk	13	1972-73, '76-78, '80, '82-83, '85-87, '89-91



MOST GAMES PLAYED BY POSITION IN CARDINALS HISTORY

Position	Seasons	Games
P	Jesse Haines 1920-37	554
C	Yadier Molina 2004-21	*2,107
1B	Jim Bottomley 1922-32	1,340
2B	Julian Javier 1960-71	1,547
3B	Ken Boyer 1955-65	1,539
SS	Ozzie Smith 1982-96	1,929
LF	Lou Brock 1964-79	2,161
RF	Enos Slaughter 1938-42; 46-53	1,344
CF	Curt Flood 1958-69	1,681
DH	Brad Miller 2020	32

* MLB Record for most games at catcher with one organization

MOST GAMES - MLB POSTSEASON HISTORY

MLB Rank	Games	Postseasons
1. Derek Jeter	158	1996-2007, '09-12
2. Jorge Posada	125	1996-2007, '09-11
3. Bernie Williams	121	1995-2006
4. David Justice	112	1991-93, '95, '97-2002
5. Manny Ramirez	111	1995-99, 2003-05, '07-09
6. Yadier Molina	102	2004-06, 09, 11-15, 19-21

MOST POSTSEASONS PLAYED IN MLB HISTORY - POSITION PLAYERS

MLB Rank	Postseasons	Seasons
1. Derek Jeter	16	1996-2007, 09-12
2. Jorge Posada	15	1996-2007, 09-11
3. Yogi Berra	14	1947, 49-53, 55-58, 60-63
4. Mickey Mantle	12	1951-53, '55-58, 60-64
Bernie Williams	12	1995-2006
Chipper Jones	12	1995-2005, 12
Yadier Molina	12	2004-06, 09, 11-15, 19-21

Japan All-Star Series

- In November 2018 with former teammate John Brebbia, played on the MLB roster vs. Nippon Professional Baseball all-stars in the Japan All-Star Series, a seven-day series of games in Tokyo, Hiroshima, and Nagoya in Japan.
- The trip to Japan marked 37th time Major Leaguers toured Japan for exhibition games in a series dating back to 1908.
- At age 36, Molina was the oldest player on the MLB roster.
- Hit .500 (8-16) with a home run and double in four games.

Puerto Rico Under 23 National Team Manager

- Served as manager of Puerto Rico's under-23 national baseball team during 2017-18 offseasons.
- After 2017 season, guided Puerto Rico to a 6-3 record and third-place finish in the Pan American U-23 Baseball Championships in Panama City.
- In 2018, Puerto Rico's under-23 national baseball team finished 8th (4-4 record) in the WBSC Baseball World Cup in Colombia.

World Baseball Classic

- Played for Puerto Rico in all four World Baseball Classic (2006, 2009, 2013, 2017).
- Jose Oquendo was his manager in 2006 and 2009.
- Named to the all-WBC team in both 2013 and 2017 after guiding Puerto Rico to Silver Medals.
- Named the Most Valuable Player of Pool F in 2017.

Philanthropic Efforts

- Winner of the prestigious 2018 Roberto Clemente Humanitarian Award, annually given by Major League Baseball to the player "who best represents the game of baseball through positive contributions on and off the field, including sportsmanship and community involvement. Joined Carlos Beltran (2013), Albert Pujols (2008), Ozzie Smith (1995) and Lou Brock (1975) as previous Cardinals winners.
- In 2010, he and his wife established Foundation 4 (Fundación 4), a 501 (c) (3) nonprofit charity, with its main mission to create happier lives and futures for underprivileged children in Puerto Rico.
- Following 2017 season, assisted with Hurricane Maria relief efforts in Puerto Rico and raised over \$800,000.
- Forty-eight hours after the end of the 2017 season, was in Puerto Rico with seven industrial-sized crates of supplies.
- From approximately 6 a.m. until midnight for nearly two weeks, visited the Vega Alta area and went door-to-door with supplies. Also picked up debris, moved fallen trees, cleared roads, replaced roofs, and handed out provisions to thousands living in the poorest and hardest hit areas.
- In December 2017, raised \$200,000 by hosting a free Home Run Derby & Celebrity Softball Game at San Juan's Hiram Bithorn Stadium, where 20,000 fans watched him and his WBC teammates compete.
- Also through his Foundation 4, helped fund the Hogar Mis Primeros Pasos safe house for battered children in Dorado, the purchase of an anesthesia machine for Puerto Rico Children's Hospital in Bayamon's pediatric oncology ward, and the growth of the Fundacion Go Gogo in Ponce facility that specializes in caring for pediatric cancer patients.
- In June 2018, hosted the Flavors of Puerto Rico charity dinner in St. Louis.
- During the holidays, regularly purchases hundreds of Thanksgiving turkeys and funds a public holiday music concert for his home neighborhood Barrio Kuilan in Dorado.
- Provides scholarships to the Carlos Beltran Baseball Academy in Florida, Puerto Rico.
- Has donated more than \$1.5 million toward the refurbishment of Jesus Rivera Kuilan "Mambe" Baseball Park in Vega Alta.
- Supports amateur baseball team Guardianes de Dorado.
- Regularly invites the St. Louis Puerto Rican Society to Busch Stadium and to attend teammate's events.



ST. LOUIS CARDINALS ALL-TIME OFFENSIVE LEADERS

Rank	Games Played	Seasons
1. Stan Musial	3,026	1941-44, '46-63
2. Lou Brock	2,289	1964-79
3. Yadier Molina	2,046	2004-present

Rank	At-Bats	Seasons
1. Stan Musial	10,972	1941-44, '46-63
2. Lou Brock	9,125	1964-75
3. Yadier Molina	7,555	2004-present

Rank	Hits	Seasons
1. Stan Musial	3,630	1941-44, '46-63
2. Lou Brock	2,713	1964-75
3. Yadier Molina	2,112	2004-present

Rank	Total Bases	Seasons
1. Stan Musial	6,134	1941-44, '46-63
4. Rogers Hornsby	3,342	1915-26, '33
5. Enos Slaughter	3,138	1938-53
6. Yadier Molina	3,039	2004-present

Rank	Extra-Base Hits	Seasons
1. Stan Musial	1,377	1941-44, '46-63
8. Joe Medwick	610	1932-40, '47-48
9. Ken Boyer	585	1955-65
10. Yadier Molina	578	2004-present

Rank	Sacrifice Flies	Seasons
1. Yadier Molina	74	2004-present
2. Albert Pujols	68	2001-11

Rank	Doubles	Seasons
1. Stan Musial	725	1941-44, '46-63
2. Albert Pujols	455	2001-11
3. Lou Brock	434	1964-75
4. Yadier Molina	400	2004-present

Rank	Home Runs	Seasons
1. Stan Musial	475	1941-44, '46-63
8. Jim Bottomley	181	1922-32, '36-37
9. Ted Simmons	172	1968-80
10. Yadier Molina	171	2004-present

Rank	RBI	Seasons
1. Stan Musial	1,951	1941-44, '46-63
4. Jim Bottomley	1,105	1922-32
5. Rogers Hornsby	1,072	1915-26, '33
6. Ken Boyer	1,001	1955-65
7. Yadier Molina	998	2004-present

MAJOR LEAGUE BASEBALL ALL-TIME CATCHING LEADERS

Rank	Games Caught	Seasons
1. Iván Rodríguez	2,427	1991-2011
2. Carlton Fisk	2,226	1969-93
3. Bob Boone	2,225	1972-90
4. Yadier Molina	2,107	2004-present

Rank	Starts at Catcher	Seasons
1. Iván Rodríguez	2,346	1991-2011
2. Carlton Fisk	2,097	1969-93
3. Bob Boone	2,091	1972-90
4. Yadier Molina	2,041	2004-present

Rank	Pickoffs	Seasons
1. Iván Rodríguez	83	1991-2011
2. Bob Boone	*57	1992-90
3. Jim Sundberg	55	1974-89
4. Yadier Molina	54	2004-present

* Incomplete data

Rank	Innings Caught	Seasons
1. Iván Rodríguez	20,347.1	1991-2011
6. Yadier Molina	17,666.1	2004-present

Rank	Putouts	Years Active
1. Iván Rodríguez	14,864	1991-2011
2. Yadier Molina	14,610	2004-present

Rank	Total Chances	Seasons
1. Iván Rodríguez	16,233	1991-2011
2. Yadier Molina	15,727	2004-present

Rank	Caught Stealing	
	Percentage	Seasons
1. Iván Rodríguez	45.6%	1991-2011
8. Jim Essian	*40.5%	1973-84
9. Butch Wynegar	40.3%	1976-88
Yadier Molina	40.3%	2004-present

Minimum 600 games (since 1974)

MOLINA, YADIER



JAMES NAILE

(*nayl*)

81

HEIGHT	WEIGHT	BATS/THROWS	BIRTH DATE	ML SERVICE
6-3	190	R/R	2/8/1993	0.000

FULL NAME: James Aubrey Naile

BORN: Cape Girardeau, Missouri

OPENING DAY AGE: 29

BECAME CARDINAL: Signed as a minor league free agent, November 17, 2021.

CONTRACT STATUS: Signed through 2022

PITCHER (NON-ROSTER)



NAILE, JAMES

COMPLETE RECORD

Year	Team	W-L	ERA	G	GS	CG	GF	SHO	SV	IP	H	R	ER	HR	HBP	BB	IBB	SO	WP	BK	BA
2015	Vermont	3-0	1.93	18	0	0	14	0	6	23.1	19	6	5	0	0	6	1	17	2	0	.218
	AZL Athletics	0-0	0.00	2	0	0	0	0	0	2.0	0	0	0	0	0	0	0	1	0	0	.000
2016	Nashville	1-1	5.73	2	2	0	0	0	0	11.0	11	7	7	1	0	5	0	4	1	0	.256
	Midland	1-1	4.76	3	3	0	0	0	0	17.0	20	9	9	1	1	3	0	11	1	0	.303
	Stockton	4-1	3.76	8	7	0	0	0	0	40.2	39	17	17	5	1	11	0	46	5	0	.257
	Beloit	3-8	2.66	15	14	0	0	0	0	88.0	67	37	26	2	0	19	1	64	3	2	.211
2017	Midland	2-3	3.21	14	10	0	0	0	0	61.2	55	30	22	5	0	17	0	42	2	1	.239
	Stockton	0-0	5.14	2	2	0	0	0	0	7.0	9	5	4	0	0	1	0	4	0	0	.290
	AZL Athletics	0-0	1.80	2	2	0	0	0	0	5.0	4	1	1	1	0	0	0	11	0	0	.211
2018	Nashville	7-10	4.71	24	24	1	0	1	0	135.2	156	80	71	12	9	40	0	77	6	1	.293
	Midland	1-0	3.00	2	2	0	0	0	0	15.0	17	5	5	1	0	2	0	7	0	0	.288
2019	Las Vegas	2-0	4.41	3	3	0	0	0	0	16.1	18	8	8	4	1	6	0	10	0	0	.281
	Midland	8-7	5.54	24	21	0	1	0	1	125.0	155	83	77	12	8	44	0	82	4	0	.306
2020		DID NOT PITCH -- NO MILB SEASON																			
2021	Las Vegas	8-0	4.04	51	0	0	6	0	0	62.1	77	30	28	7	3	15	2	51	7	0	.306
MINOR TOTALS		40-31	4.13	170	90	1	21	1	7	610.0	647	318	280	51	23	169	4	427	31	4	.273

CAREER NOTES

- Used primarily as a starting pitcher from 2016-2020 in the Athletics organization, before being converted to a relief pitcher in 2021. Made at least one relief appearance in 2019, 2017 and 2016.
- Has career marks of 13-1 with a 3.69 ERA and seven saves over 80 career relief appearances and is 27-30 with a 4.24 ERA in 90 career starts.
- Ranked T-10th among all minor league pitchers with 26 wins from 2018-21, while appearing as both a starter and a reliever.
- Made 51 relief appearances for Las Vegas (AAA) in 2021, his first full season as a relief pitcher since 2015 while with Vermont (R) in the New York-Penn League.
- Sat out the 2020 season due to COVID-19 protocols canceling the minor league baseball season.
- In 2019, ranked T-2nd among Athletics Minor League pitchers with 10 wins and 4th with 141.1 innings pitched.
- Led all Athletics minor league pitchers with 156.2 innings pitched, while ranking 2nd with 125 strikeouts and 5th with nine wins in 2016.
- Missed time on the Injured List from May 19-July 26, 2017 with a left abdominal strain.

CAREER TRANSACTIONS

- Selected by the Oakland Athletics in the 20th round (608th overall) of the June 2015 First-Year Player Draft.
- Signed by the St. Louis Cardinals as a minor league free agent, November 17 2021.

2021

- Was used in a relief role for the entire season making a career-high 51 appearances with Las Vegas (AAA).
- Marked his first season as a full-time reliever since 2015 with Vermont (SS-A).
- Ranked 2nd among all Triple-A West pitchers and 5th overall in Triple-A with 51 appearances.
- Posted an 8-0 record, his 3rd-highest win total in his career, ranking T-3rd among Triple-A West pitchers.
- Made 20 appearances of his 51 of four outs or more with a season-high of 3.0 on three occasions (6/18 vs. Tacoma; 8/2 vs. Tacoma; 8/23 vs. Albuquerque).
- Ran off 13 straight appearances without issuing a walk (8/21-9/20), a total of 65 batters faced.
- Posted a 7.1 inning scoreless streak (8/29-9/2).

AWARDS & HONORS

Pacific Coast League Mid-Season All-Star
2018: Nashville (AAA)

Pacific Coast League Pitcher of the Week
2018: Nashville (AAA) - April 9-15

Minor League Baseball Gold Glove
2016: Nashville (AAA) - P

BACKGROUND/PERSONAL

- Graduated from Charleston (Mo.) High School where he was first team All-State as a senior posting an 11-2 record with a 1.35 ERA and 122 strikeouts.
- Played college baseball at the University of Alabama-Birmingham and Parkland (IL) Community College.
- Led the 2015 UAB Blazers with a 10 wins, 109.2 innings pitched and 92 strikeouts.
- Resides in Charleston, Missouri.

MALE JAMES



In a pre-game ceremony, Cardinals Chairman Bill DeWitt Jr. presents new watches to Hector Luna (April 8, 2004) and Adam Wainwright (May 24, 2006), honoring both for homering in their first career Major League at-bat, June 4, 2006 at Busch Stadium III.



LARS NOOTBAAR

(NOOT-bahr)

21

HEIGHT	WEIGHT	BATS/THROWS	BIRTH DATE	ML SERVICE
6-3	205	L/R	9/8/1997	0.104

FULL NAME: Lars Taylor-Tatsuji Nootbaar

BORN: El Segundo, California

OPENING DAY AGE: 24 (Turns 25 on September 8)

BECAME CARDINAL: Selected in the 8th round (243rd overall) of the June, 2018 First-Year Player Draft

CONTRACT STATUS: Signed through 2022

MLB DEBUT: June 22, 2021 at Detroit

OUTFIELDER



COMPLETE RECORD

Year	Team	AVG	G	AB	R	H	2B	3B	HR	RBI	SH	SF	HBP	BB	IBB	SO	SB	CS	GDP	SLG	OBP	E
2018	State College	.227	56	198	14	45	5	0	2	26	0	1	2	22	1	43	2	2	1	.283	.309	2
2019	Springfield	.269	33	93	12	25	2	1	0	3	0	1	0	16	0	22	1	1	1	.312	.373	1
	Palm Beach	.275	39	142	10	39	3	0	2	17	0	0	0	13	0	20	1	2	3	.338	.335	0
	Peoria	.245	29	106	17	26	4	1	5	18	0	0	0	16	1	13	2	1	5	.443	.344	1
2020		DID NOT PLAY -- NO MILB SEASON																				
2021	Memphis	.308	35	117	21	36	2	1	6	19	0	0	2	17	3	25	1	3	0	.496	.404	0
	ST. LOUIS	.239	58	109	15	26	3	1	5	15	1	1	0	13	1	28	2	1	0	.422	.317	2
	MINOR TOTALS	.261	192	656	74	171	16	3	15	83	0	2	4	84	5	123	7	9	10	.363	.347	4
	MAJOR TOTALS	.239	58	109	15	26	3	1	5	15	1	1	0	13	1	28	2	1	0	.422	.317	2

Note: Major League Uniform Numbers Worn: 68 (2021), 21 (2022-present)

WILD CARD SERIES RECORD

Year	Team	AVG	G	AB	R	H	2B	3B	HR	RBI	SH	SF	HBP	BB	IBB	SO	SB	CS	GDP	SLG	OBP	E
2021	STL at LAD	DID NOT PLAY -- ON POSTSEASON ROSTER																				

REGULAR SEASON FIELDING RECORD

Position	PCT	G	PO	A	E	TC	DP
Outfielder	.967	34	55	3	2	60	1

CAREER TRANSACTIONS

- Selected by the St. Louis Cardinals in the eighth round (243rd overall) of the June, 2018 First-Year Player Draft.

**CAREER MILESTONES****Major League Debut**

June 22, 2021 at Detroit

First Major League Hit

June 23, 2021 at Detroit

(3rd inning, triple, off Matt Manning)

First Major League Home Run

August 12, 2021 at Pittsburgh

(4th inning, pinch hit, 2-run, off JT Brubaker)

AWARDS & HONORS**Arizona Fall Rising Stars**

2021: Glendale Desert Dogs

2021 SEASON & CAREER HIGHS**Most Hits:** 3, twice. Last: 9/24/21 [2] at Chicago Cubs**Most Runs:** 2, 9/24/21 [2] at Chicago Cubs**Most 2Bs:** 1, 3x. Last: 8/28/21 at Pittsburgh**Most HRs:** 2, 9/24/21 [2] at Chicago Cubs**Most RBI:** 3, 9/24/21 [2] at Chicago Cubs**Most BBs:** 1, 13x. Last: 10/1/21 vs. Chicago Cubs**Longest Hitting Streak:** 4 games, twice. Last: 9/24-29**Multi-HR Game:** 1, 9/24/21 [2] at Chicago Cubs**Pinch-Hit HR:** 1, 8/12/21 at Pittsburgh (Brubaker)**2021**

- Made his Major League debut at Comerica Park on June 22 vs. Detroit. Collected his first hit the following afternoon (6/23) in his first start, a triple at Comerica Park becoming the first Cardinal to triple for his first MLB hit since pitcher Daniel Ponce de Leon.
- Was invited to Major League Spring Training and spent the first month of the season at the Alternate Training Site before reporting to Memphis (AAA).
- His first career home run was a pinch-hit shot at PNC Park (8/12). Would hit his second pinch-hit homer the next day at Kansas City (8/13), becoming the 69th player in MLB history to hit a home run in exactly one plate appearance in consecutive games.
- Was part of three Cardinals back-to-back home runs, including twice in the second game of a doubleheader on 9/24 at Chicago Cubs, his first career multi-home run game.
- Snapped an 0-for-23 slide with a multi-homer game at Wrigley Field (9/24) in Game 2 of the doubleheader. Finished the season batting .444 (8-18) in his final seven games.
- Batted .346 (9-26) with RISP and .385 (5-13) w/ 2 outs.
- Recorded three outfield assists with two in his first four games.
- Suffered a right hand injury (5/28-6/13) after fouling a pitch off at Memphis (AAA).
- Played for Glendale in the Arizona Fall League and was named a Rising Star. Hit a lead-off home run in his second game on the first pitch, part of a multi-home run effort at Peoria.
- Hit for the cycle at Scottsdale (10/29) with a double, triple, game-tying home run in the 9th inning and an infield single in the 11th inning, following a four-pitch walk to lead-off the game.

2021 POSTSEASON: Was on the postseason roster for the 2021 Wild Card Game at Los Angeles. Did not play in the game, but appeared in the on-deck circle for a pinch-hit appearance twice. His most recent appearance at Dodger Stadium before the Wild Card Game was for USC against UCLA in a crosstown rivalry game March 11, 2018, which he hit the go-ahead solo home run in the bottom of the 8th inning of a 3-2 win.

CAREER NOTES

- Enters the season rated as the No. 6 prospect and as having the Best Strike-Zone Discipline in the Cardinals organization by *Baseball America*.
- Made his Major League debut on June 22, 2021, after only 179 minor league games. Was optioned twice before staying on the Major League roster after July 30.
- University of Southern California baseball star was drafted in 2018 by Scouting Director, Randy Flores, who also played collegiately at USC.
- Followed up the 2021 season by playing in the Arizona Fall League for Glendale, where he was named a Rising Star.
- His first career home run was a game-tying, pinch-hit two-run shot to erase a two-run deficit at Pittsburgh (8/12) over the right field wall off JT Brubaker.
- Became the 69th in MLB history to hit a home run in exactly one plate appearance in consecutive games when he homered at Pittsburgh (8/12) in a pinch-hit appearance and off the bench at Kansas City (8/13) the next day.
- Rifle-armed corner outfielder ranked T-2nd among Cardinals minor leaguers in outfield assists in 2019 with 16 and T-7th in all of Minor League Baseball. Led Palm Beach (High-A) with 10 outfield assists.
- Participated in early workouts and seminars as part of the Cardinals two-week Instructional Camp in January 2020.



BACKGROUND/PERSONAL

- Spent the 2020 season, limited by the COVID-19 outbreak, working manual labor at an aerospace engineering company, lifting and drilling holes as well as moving heavy equipment for the maintenance of fighter jets. He worked 10-hour shifts beginning at 4:45 a.m.
- Played college baseball at the University of Southern California where he combined to bat .272 with 14 HR and 74 RBI over 141 collegiate games for the Trojans (2016-18).
- Twice knocked in the game-winning run while playing against UCLA in a crosstown rivalry game at the Dodger Stadium College Baseball Classic. First time came on March 5, 2017 where he recorded three RBI, two on a triple, and a third RBI for the 10th inning game-winner in a 4-3 victory. The second came on an 8th inning solo home run on March 11, 2018, to break a 2-2 tie.
- Played for Orleans in the Cape Cod League in 2017, batting .252 with a .457 on-base percentage in 35 games.
- Played for La Crosse in the Northwoods Lg. as a freshman.
- As a prep, played shortstop for El Segundo High School
- Was a two-time league Most Valuable Player in football and baseball at El Segundo High School, leading the football team to a 10-0 regular season record and the CIF semi-finals in 2013 as a dual-threat quarterback sporting a 4.7-40 yard time while passing for 3,000 yards his junior season and 2,002 yards and 25 touchdowns his senior season.
- His brother, Nigel, was the tight end in high school football and also pitched for the USC Trojans (2012-14). Nigel was a 12th round selection of the Baltimore Orioles in 2014, playing two professional seasons in the minors with Aberdeen and Delmarva before finishing his career in Independent Ball with Normal and Lincoln.
- His first name comes from his great-great grandfather on the Dutch side of his family. His mother, Kumi, is full-blooded Japanese, in reference to his double middle name Taylor-Tatsuji.
- Resides in El Segundo, California.



Starting pitchers Chris Carpenter and Adam Wainwright during 2009 Spring Training.



TYLER O'NEILL

27

HEIGHT	WEIGHT	BATS/THROWS	BIRTH DATE	ML SERVICE
5-11	200	R/R	6/22/1995	3.059

FULL NAME: Tyler Alan O'Neill

BORN: Burnaby, British Columbia, Canada

OPENING DAY AGE: 26 (Turns 27 on June 22)

BECAME CARDINAL: Acquired from the Seattle Mariners in exchange for LHP Marco Gonzales, July 21, 2017

CONTRACT STATUS: Signed through 2022

MLB DEBUT: April 19, 2018 at Chicago Cubs

OUTFIELDER



COMPLETE RECORD

Year	Team	AVG	G	AB	R	H	2B	3B	HR	RBI	SH	SF	HBP	BB	IBB	SO	SB	CS	GDP	SLG	OBP	E
2013	AZL Mariners	.310	28	100	12	31	5	3	1	15	0	0	4	12	0	27	2	4	2	.450	.405	0
2014	AZL Mariners	.000	1	2	0	0	0	0	0	0	0	0	0	0	0	1	0	0	0	.000	.000	0
	Everett	.400	3	10	2	4	2	0	0	2	0	0	0	1	0	5	0	0	0	.600	.455	0
	Clinton	.247	57	219	31	54	9	0	13	38	0	1	5	20	1	79	5	0	5	.466	.322	3
2015	Bakersfield	.260	106	407	68	106	21	2	*32	87	0	6	7	29	+3	137	16	5	6	.558	.316	6
2016	Jackson	.293	130	492	68	144	26	4	24	*102	0	12	9	62	*4	150	12	2	7	*.508	.374	4
2017	Tacoma	.244	93	349	54	85	21	2	19	56	0	2	1	44	0	108	9	2	7	.479	.328	3
	Memphis	.253	37	146	23	37	5	1	12	39	0	3	2	10	0	43	5	0	1	.548	.304	2
2018	ST. LOUIS	.254	61	130	29	33	5	0	9	23	0	2	3	7	0	57	2	0	0	.500	.303	2
	Memphis	.311	64	238	61	74	9	2	26	63	0	4	2	29	1	68	3	1	3	.693	.385	3
2019	ST. LOUIS	.262	60	141	18	37	6	0	5	16	0	0	0	10	0	53	1	0	3	.411	.311	3
	Memphis	.265	41	151	26	40	5	0	11	26	0	1	0	14	0	51	3	0	3	.517	.325	0
	Springfield#	.167	6	24	4	4	1	0	2	2	0	0	0	0	0	9	0	0	0	.458	.167	0
2020	ST. LOUIS	.173	50	139	20	24	5	0	7	19	0	1	2	15	0	43	3	1	3	.360	.261	0
2021	ST. LOUIS	.286	138	482	89	138	26	2	34	80	0	4	13	38	0	168	15	4	8	.560	.352	9
MINOR TOTALS		.271	566	2138	349	579	104	14	140	430	0	29	30	221	9	678	55	14	34	.529	.343	21
MAJOR TOTALS		.260	309	892	156	232	42	2	55	138	0	7	18	70	0	321	21	5	14	.497	.324	14

*Led League + Tied for League Lead # Injury rehabilitation assignment

Note: Major League Uniform Numbers Worn: 41 (2018-20), 27 (2021-present)

WILD CARD SERIES RECORD

Year	Team	AVG	G	AB	R	H	2B	3B	HR	RBI	SH	SF	HBP	BB	IBB	SO	SB	CS	GDP	SLG	OBP	E
2020	STL at SD	.000	3	0	0	0	0	0	0	0	0	0	0	0	0	0	0	0	0	.000	.000	0
2021	STL at LAD	.000	1	4	0	0	0	0	0	0	0	0	0	1	0	3	1	0	0	.000	.200	0
W.C. TOTALS		.000	4	4	0	0	0	0	0	0	0	0	0	1	0	3	1	0	0	.000	.200	0

WORLD BASEBALL CLASSIC RECORD

Year	Team	AVG	G	AB	R	H	2B	3B	HR	RBI	SH	SF	HBP	BB	IBB	SO	SB	CS	GDP	SLG	OBP	E
2017	Canada	.091	3	11	0	1	0	0	0	0	0	0	0	1	0	5	0	0	0	.091	.167	1
WBC TOTALS		.091	3	11	0	1	0	0	0	0	0	0	0	1	0	5	0	0	0	.091	.167	1



REGULAR SEASON FIELDING RECORD

Position	PCT	G	PO	A	E	TC	DP
Outfielder	.968	264	410	8	14	432	1

Note: Rawlings Gold Glove: 2020 (first by a left fielder in Cardinals history), 2021

Fielding Bible Award: 2020, 2021

2020: Led NL outfielders in zone rating (.978).

Shared lead among MLB outfielders in fielding percentage (1.000).

Led MLB left fielders in total chances/9 (2.33), putouts/9 (2.33), range factor/9 (2.33), outs above average (4), defensive runs saved (9), ultimate zone rating (5.7), defensive runs above average (3.9), SABR defensive index (7.0), and defensive WAR (0.8).

2021: Led NL outfielders in errors (9).

Led NL left fielders in innings (1,105.0), outfield assists (7, T-1st), double plays (1, T-1st), Defensive WAR (0.6).

CAREER TRANSACTIONS

- Selected by the Seattle Mariners in the third round (85th overall) of the June, 2013 First-Year Player Draft.
- Acquired from the Seattle Mariners in exchange for LHP Marco Gonzales, July 21, 2017.
- On St. Louis injured list (left hamstring strain), July 5 - 16, 2018; included injury rehabilitation assignment to Memphis (AAA).
- On St. Louis injured list (groin inflammation), August 6 (retroactive to August 4) - 13, 2018; included injury rehabilitation assignment to Memphis (AAA).
- On St. Louis injured list (right elbow ulnar nerve subluxation), April 16 - 25, 2019; included injury rehabilitation assignment to Springfield (AA).
- On St. Louis injured list (strained left wrist), August 3 - 29, 2019; included injury rehabilitation assignments to Springfield (AA) and Memphis (AAA).
- On St. Louis injured list (right groin strain), April 11-22, 2021.
- On St. Louis injured list (fracture left middle finger), May 18-26, 2021.

2021 SEASON HIGHS

Most Hits: 4, 8/6 vs. Kansas City
Most Runs: 3, 4x. Last: 10/1 vs. Chicago Cubs
Most 2Bs: 2, 5x. Last: 9/7 vs. Los Angeles Dodgers
Most HRs: 2, 3x. Last: 10/1 vs. Chicago Cubs
Most RBI: 3, 7x. Last: 9/24 [2] at Chicago Cubs
Most BBs: 3, 8/8 vs. Kansas City
Longest Hitting Streak: 11 games, 5/14-6/3

CAREER HIGHS

Most Hits: 4, 8/6/21 vs. Kansas City
Most Runs: 3, 4x. Last: 10/1/21 vs. Chicago Cubs
Most 2Bs: 2, 5x. Last: 9/7/21 vs. Los Angeles Dodgers
Most HRs: 2, 4x. Last: 10/1/21 vs. Chicago Cubs
Most RBI: 4, three times. Last: 7/15/19 vs. Pittsburgh
Most BBs: 3, 8/8/21 vs. Kansas City
Longest Hitting Streak: 11 games, 5/14-6/3/21
Multi-HR Game: 3. Last: 10/1/21 vs. Chicago Cubs
Pinch-Hit HR: 1. 8/22/18 at Los Angeles Dodgers (Alexander)
Extra Inning HR: 2. 5/11/21 at Milwaukee (Boxberger)
Game Ending HR: 1. 9/22/18 vs. San Francisco (Melancon)
Grand Slams: n/a

CAREER NOTES

- Earned National League Player of the Week (9/13-19/21) and followed it up with National League Player of the Month in September 2021. The first Cardinals player to earn the monthly honor since Paul Goldschmidt in 2019.
- Winner of the 2020 & 2021 *Rawlings* National League Gold Glove Award in Left Field.
- Joined Curt Flood, Willie McGee, Jim Edmonds and Jason Heyward as the 5th outfielder to win a Gold Glove in St. Louis, and became the first left fielder in Cardinals history to earn the coveted defensive trophy.
- Has hit 27 of his 55 career Major League home runs at Busch Stadium, where he has hit .286/.357/.526 with a .883 OPS and a 15.8 AB/HR ratio in 157 career games.
- Led all 2020 Major League left fielders in total chances/9 (2.33), putouts/9 (2.33), range factor/9 (2.33), outs above average (4), defensive runs saved (9), ultimate zone rating (5.7), defensive runs above average (3.9), SABR defensive index (7.0), and defensive WAR (0.8).
- Switched his uniform No. from 41 to No. 27 prior to the 2021 season.
- Is the 24th Canadian-born Cardinals player in franchise history and first since catcher George Kottaras (2014).
- Begins the 2022 season 14th all-time among Canadian-born players with 55 career home runs and 3rd among actives behind Joey Votto (331) and Vladimir Guerrero, Jr (72).



- Only Larry Walker (26 from 2004-05) has more home runs all-time among Canadian-born Cardinals.
- Of his 232 career MLB hits, 23.7% are home runs (55).
- Led the Cardinals the last two years seasons in sprint-speed with 29.9 ft/sec in 2019 (9th in MLB) and 29.6 ft/sec in 2020 (7th in MLB).
- Represented Team Canada in the 2017 World Baseball Classic and 2016 All-Star Futures Game in San Diego.
- 2018 Cardinals Minor League Player of the Year.

2021

NL Leaders: Home Runs (34, T-7th), Slugging Pct (.560, 5th), OPS (.912, 7th).

- Posted career highs in every offensive category.
- His 34 home runs were the most ever by a Cardinals left-fielder and 5th most by a Cardinals outfielder in a season.
- Missed 17 games with two stints on the Injured List, first with a right groin strain (4/11-4/22) and then with a fractured left hand middle finger (5/18-5/26).
- Named NL Player of the Month for September/October, the first Cardinal to win the monthly honor since Paul Goldschmidt (July 2019). Batted .328, while leading MLB with 31 runs scored, tied for the MLB lead with 13 HR (Marcus Semien), and tallied 30 RBI and 21 extra base hits.
- Named National League Player of the Week (Sept. 13-19).
- Was the first Cardinal to hit 11 or more homers in the month of September since Mark McGwire, who holds the top three marks in the month for the Cardinals with 15, 12, & 12.
- Reached base safely in a team-high 22 straight games (5/14-6/16).
- Scored a run in a career-high nine straight games (9/11-9/20).
- Hit his first two Major League triples (8/29 at PIT & 10/2 vs. CHI). His first triple snapped a streak of 766 career at-bats to begin a career without a triple after entering the day as one of three active players in MLB without a triple in that many at-bats (Victor Caratini & Daniel Vogelbach).
- Demolished NL West clubs with a .360 BA (36-100) with 10 HR and 20 RBI. His 1.164 OPS was highest among all MLB players with 100 or more at-bats.
- Was 4-for-4 with a home run (9/24 at CHI-2) when making contact on 3-0 counts this season.
- Led all NL left fielders in assists (7), which were most by a Cardinals outfielder since Matt Holliday (8 in 2010).
- Ranked 6th in the NL in Sprint Speed (29.7 feet/sec). Has ranked in the NL Top 7 in each of the last two seasons.
- Ranked 8th among MLB batters with a 10.6% Barrel Rate.
- Average home run distance was 414 feet, ranking 14th among MLB home run hitters. Ranked 11th in MLB in highest average exit velocity (93 MPH).

2021 POSTSEASON: Started in left field and batted No.3 in the Cardinals lineup going 0-for-4 with a walk and three strikeouts in five plate appearances at LAD (10/6) in the Wild Card game. Recorded his first postseason stolen base.

AWARDS & HONORS

National League Player of the Month
2021: St. Louis (September/October)

National League Player of the Week
2021: St. Louis (Sept. 13-19)

Rawlings National League Gold Glove Award - Left Field
2021: St. Louis
2020: St. Louis

Fielding Bible Award - Left Field
2021: St. Louis
2020: St. Louis

Cardinals Minor League Player of the Year
2018: Memphis (AAA)

Baseball America Triple-A All-Star - OF
2018: Memphis (AAA)

Baseball America Minor League All-Star Second Team - OF
2018: Memphis (AAA)

Pacific Coast League Post-Season All-Star
2018: Memphis (AAA)

Southern League Championship Series Most Valuable Player
2016: Jackson (AA)

Southern League Post-Season All-Star
2016: Jackson (AA)

Southern League Mid-Season All-Star
2016: Jackson (AA)

Baseball America Southern League Player of the Year
2016: Jackson (AA)

Baseball America Minor League All-Star
2016: Jackson (AA)

All-Star Future Games Selection
2016: World Team (Canada)

Southern League Player of the Month
2016: Jackson (AA) - May

Southern League Player of the Week
2016: Jackson (AA) - May 23-29

Arizona Fall League Rising Stars
2016: Peoria

California League Post-Season All-Star
2015: Bakersfield (High-A)

Pan Am Games
2015: Canada - Gold Medal

Rawlings First Team All-Region
2013: Canada & Puerto Rico Region



BACKGROUND/PERSONAL

- Graduated from Garibaldi Secondary School in Maple Ridge, British Columbia, Canada.
- Primarily a hockey player as a child, began playing baseball because he got bored during his summers.
- Named 2013 Rawlings 3rd Team All-American and First Team All-Region (Canada & Puerto Rico Region).
- Played for the Canadian Junior National Team in 2012.
- Member of Team British Columbia that played in the 2012 Canada Cup Tournament in London, Ontario, Canada. Earned MVP of the Gold Medal Game.
- His father, Terry, is a former Mr. Canada, winning the national body building title in 1975.
- Committed to play college baseball at Oregon State University before selected by the Mariners in the 3rd round of the June, 2013 First-Year Player Draft.
- Attended Major League Baseball's Rookie Career Development Program after the 2017 season.
- Grew up playing the piano.
- Is an avid fan of the Calgary Flames, and his favorite player was Jarome Iginla.
- Represented Team Canada in the 2017 World Baseball Classic and 2016 All-Star Futures Game in San Diego.
- Switched his uniform No. from 41 to No. 27 prior to the 2021 season.
- Tyler and his newlywed, Stephanie, reside in Maple Ridge, British Columbia, Canada.

CAREER MILESTONES

Major League Debut

April 19, 2018 at Chicago Cubs

First Major League Hit

May 18, 2018 vs. Philadelphia
(7th inning, single, off Yacksel Ríos)

First Major League Home Run

May 19, 2018 vs. Philadelphia
(6th inning, solo, off Luis García)

CAREER HOME RUNS BY A CANADIAN-BORN PLAYER IN MLB HISTORY (SINCE 1892)

MLB Rank	Home Runs	Seasons
1. Larry Walker	383	1989-2005
2. Joey Votto	331	2007-present
3. Matt Stairs	265	1992-2011
4. Justin Morneau	247	2003-16
5. Jason Bay	222	2003-13
6. Jeff Heath	194	1936-49
7. Russell Martin	191	2006-19
8. Corey Koskie	124	1998-2006
9. George Selkirk	108	1934-42
10. Pete Ward	98	1962-70
11. Michael Saunders	81	2009-17
12. Vladimir Guerrero Jr.	72	2019-present
12. Brett Lawrie	71	2011-16
13. Terry Puhl	62	1977-91
14. Tyler O'Neill	55	2018-present

SINGLE-SEASON HOME RUNS BY A CARDINALS OUTFIELDER

Name	Home Runs	Season
1. Jim Edmonds	41	2000
2. Jim Edmonds	40	2004
3. Jim Edmonds	38	2003
4. Ryan Ludwick	37	2008
5. Tyler O'Neill	34	2021



JOHAN OVIEDO

59

(YO-hahn oh-vee-YAY-doh)

HEIGHT	WEIGHT	BATS/THROWS	BIRTH DATE	ML SERVICE
6-5	260	R/R	3/2/1998	0.156

FULL NAME: Johan Oviedo

BORN: Havana, Cuba

OPENING DAY AGE: 24

BECAME CARDINAL: Signed as an international free agent, July 2, 2016

CONTRACT STATUS: Signed through 2022

PITCHER



COMPLETE RECORD

Year	Team	W-L	ERA	G	GS	CG	GF	SHO	SV	IP	H	R	ER	HR	HBP	BB	IBB	SO	WP	BK	BA
2016	DSL Cardinals	0-1	1.66	7	7	0	0	0	0	21.2	19	8	4	0	0	6	0	29	0	0	.238
2017	State College	2-2	4.56	8	8	0	0	0	0	47.1	53	30	24	3	1	18	0	39	6	1	.285
	Johnson City	2-1	4.88	6	6	0	0	0	0	27.2	22	17	15	0	4	18	0	31	5	3	.220
2018	Peoria	10-10	4.22	25	23	0	1	0	1	121.2	108	63	57	6	3	*79	0	118	11	2	+238
2019	Springfield	7-8	5.65	23	23	0	0	0	0	113.0	120	72	71	9	8	64	0	128	6	3	.273
	Palm Beach	5-0	1.60	6	5	0	0	0	0	33.2	29	7	6	1	2	12	0	35	1	0	.230
2020	ST. LOUIS	0-3	5.47	5	5	0	0	0	0	24.2	24	18	15	3	5	10	0	16	4	0	.253
2021	Memphis	1-6	5.13	12	11	0	0	0	0	54.1	55	38	37	7	5	29	0	59	3	1	.262
	ST. LOUIS	0-5	4.91	14	13	0	0	0	0	62.1	61	39	34	8	6	37	2	51	2	0	.251
MINOR TOTALS		27-28	4.59	87	83	0	1	0	1	419.1	406	235	214	26	23	226	0	439	32	10	.255
MAJOR TOTALS		0-8	5.07	19	18	0	0	0	0	87.0	85	57	49	11	11	47	2	67	6	0	.251

* Led League

+ Tied for League Lead

Note: Major League Uniform Numbers Worn: 59 (2020-21)

WILD CARD RECORD

Year	Team	W-L	ERA	G	GS	CG	GF	SHO	SV	IP	H	R	ER	HR	HBP	BB	IBB	SO	WP	BK	BA
2020	STL at SD																				

DID NOT PLAY -- ON POSTSEASON ROSTER

REGULAR SEASON FIELDING RECORD

Position	PCT	G	PO	A	E	TC	DP
Pitcher	.938	19	9	6	1	16	0

REGULAR SEASON BATTING RECORD

Year	Team	AVG	G	AB	R	H	2B	3B	HR	RBI	SH	SF	HBP	BB	IBB	SO	SB	CS	GDP	SLG	OBP	E
2021	ST. LOUIS	.150	13	20	3	3	0	0	0	2	0	0	0	2	0	9	0	0	0	.150	.227	1



CAREER TRANSACTIONS

- Signed by the St. Louis Cardinals as an international free agent, July 2, 2016.
- On St. Louis Injured List, September 10-15, 2020.

2021 SEASON HIGHS

Most IP: 7.0, 6/16 vs. Miami
Most Strikeouts: 7, 4/28 vs. Philadelphia
Most Walks: 6, twice. Last: 7/25 at Cincinnati
Most Runs Allowed: 6, 6/22 at Detroit
Most ER Allowed: 5, 6/27 at Pittsburgh
Most Hits Allowed: 7, 7/2 at Colorado
Most HRs Allowed: 2, 5/5 [2] vs. New York Mets
Longest Losing Streak: 5 games, 5/5-present
Longest Scoreless Streak: 10.0 IP, 6/16-22

CAREER HIGHS

Most IP: 7.0, 6/16/21 vs. Miami
Most Strikeouts: 7, 4/28/21 vs. Philadelphia
Most Walks: 6, twice. Last: 7/25/21 at Cincinnati
Most Runs Allowed: 6, twice. Last: 6/22/21 at Detroit
Most ER Allowed: 5, twice. Last: 6/27/21 vs. Pittsburgh
Most Hits Allowed: 8, 9/7/20 at Chicago Cubs
Most HRs Allowed: 2, twice. Last: 5/5/21 [2] vs. New York Mets
Longest Losing Streak: 9 games, 8/27/20-present
Longest Scoreless Streak: 10.0 IP, 6/16-22/21

CAREER NOTES

- Enters the 2022 season making 18 Major League starts without earning a win, one shy of the Cardinals record held by Daniel Ponce de Leon (19, 2018-20). Is two starts shy of the Major League record (excluding "openers" - Ryne Stanek, 56) held by Bill Caudill (CHI, 1979-81), Mike Mohler (OAK, 1993-97) and Rube Schauer (NYG-PHA, 1913-17) each with 20.
- Cuban-born pitcher made his Major League debut at the age of 22 at Wrigley Field in the second game of a doubleheader, August 19, 2020. With his first MLB win, would join Tony Fossas, who was the last Cardinals Cuban-born player to record a win (9/14/1997 vs. SF).
- Became the 22nd player to be born in Cuba to appear in a game for the Cardinals. Also was the fourth pitcher born in Cuba to start a game for the franchise (ninth pitcher to appear in a game).
- Cardinals are 3-15 in his 18 career starts and he has received zero or one run of support in 11 starts.
- First two career starts and four of his first seven Major League starts came in the second game of a seven-inning doubleheader.
- Has held his opposition to six hits or less in 15-of-18 Major League starts.
- Has not allowed a hit to an opposing pitcher in his Major League career (0-for-20).
- Rated as having the "Best Slider" in the 2020 Cardinals organization by *Baseball America*.
- Was on the 2020 postseason roster for the National League Wild Card Series at San Diego but did not appear in a game.
- Led all 2019 Cardinals minor league pitchers in wins (12) and strikeouts (163). Tied for the overall Minor League Baseball lead with 28 games started.

AWARDS & HONORS

Cardinals Minor League Pitcher of the Month
 2019: Palm Beach (High-A) - April

CAREER MILESTONES

Major League Debut
 August 19, 2020 at Chicago (NL) - Game 2

First Major League Strikeout
 August 19, 2020 at Chicago Cubs
 (1st inning, Javier Báez, swinging)

- Named Cardinals Minor League Pitcher of the Month for April 2019 while pitching in Palm Beach (A).
- Led all Cardinals minor league pitchers in wins (22) and strikeouts (281) from 2018-19.
- Has two double-digit strikeout games in his minor league career, both achieved during the 2019 season with a career-high of 11 batters over 7.0 innings vs. Corpus Christi (7/27/19).
- Allowed the most stolen bases (23) among Cardinals minor league pitchers while on the mound in 2019.
- Tied for the 2018 Midwest League lead in lowest opponent BA (.238).
- Threw a career-high 8.0 innings vs. Williamsport (8/26/16), allowing one run on two hits with a walk and season-high nine strikeouts while tossing 97 pitches (59 strikes).



2021

- Pitched 116.2 innings between St. Louis and Memphis (AAA) with a 1-11 record and 5.47 ERA over 24 starts totaling 26 appearances.
- Did not make the Opening Day roster but was recalled from the Alternate Training Site (Memphis) on April 11 and made his 2021 debut in relief vs. MIL, his only relief appearance of the season tossing 4.2 scoreless innings with two hits and four strikeouts.
- Ranked 6th among Cardinals pitchers with 13 starts and 9th with 51 strikeouts despite not appearing in a Major League game after July 25.
- Pitched a career-high 7.0 scoreless innings, scattering six hits vs. MIA (6/16) in a no decision the Cardinals won on a walk-off single by Yadier Molina in the bottom of the 9th inning.

- Knocked in an RBI in his first career Major League plate appearance, grounding out in the 2nd inning vs. MIL (4/11). Became the first Cardinals pitcher with an RBI in his first plate appearance since Mark Worrell at WSH (6/5/2008-Game 2).
- Walked a career-high six batters twice (5/28 at ARI & 7/25 at CIN) in games the Cardinals won, falling two outs shy (4.1 IP) of qualifying to record his first Major League win while hitting pitch counts over 90 each time.
- Made 11 starts and appeared in 12 minor league games at Memphis posting a 1-6 record with a 6.13 ERA.

BACKGROUND/PERSONAL

- Resides in Jacksonville, Florida.

CUBAN-BORN ST. LOUIS CARDINALS PITCHERS

Cardinals	Seasons	Games	Starts	W-L	SV*	IP
Oscar Tuero	1918-20	58	19	6-9	4	199.2
Ed Bauta	1960-63	80	0	6-4	10	120.0
Mike Cueller	1964	32	7	5-5	4	72.0
Diego Seguí	1972-73	98	0	10-7	26	156.0
Orlando Peña	1973-74	84	0	9-6	7	107.0
René Arocha	1993-95	118	36	18-17	11	320.2
Tony Fossas	1995-97	194	0	5-11	2	135.1
Raúl Valdés	2011	7	0	0-1	0	5.1
Johan Oviedo	2020-21	19	18	0-8	0	87.0

*Save became an official statistic in 1969



The Cardinals celebrate the 10th anniversary reunion of the 2006 World Series Championship at Busch Stadium III, July 17, 2016.



FREDDY PACHECO

64

(pah-CHEH-koh)

HEIGHT	WEIGHT	BATS/THROWS	BIRTH DATE	ML SERVICE
5-11	235	R/R	4/17/1998	0.000

FULL NAME: Freddy Alexander Pacheco

BORN: Araguaita, Venezuela

OPENING DAY AGE: 23 (Turns 24 on April 17)

BECAME CARDINAL: Signed as an International Free Agent, November 29, 2017

CONTRACT STATUS: Signed through 2022

PITCHER



COMPLETE RECORD

Year	Team	W-L	ERA	G	GS	CG	GF	SHO	SV	IP	H	R	ER	HR	HBP	BB	IBB	SO	WP	BK	BA
2018	GCL Cardinals	1-2	0.55	9	1	0	3	0	1	16.1	9	9	1	0	0	10	2	21	1	0	.164
	DSL Cardinals Blue	3-0	1.50	11	0	0	8	0	4	18.0	7	4	3	0	0	8	0	35	5	0	.117
2019	Peoria	1-4	4.12	41	0	0	18	0	3	54.2	38	29	25	0	3	56	1	90	13	1	.192
2020	DID NOT PLAY -- NO MILB SEASON																				
2021	Memphis	0-0	0.00	2	0	0	1	0	0	3.0	1	0	0	0	0	1	0	5	0	0	.100
	Springfield	1-0	1.83	15	0	0	12	0	3	19.2	7	4	4	1	0	8	0	33	3	0	.106
	Peoria	0-0	5.17	24	0	0	9	0	8	31.1	20	18	18	5	1	20	0	57	2	0	.182
MINOR TOTALS		6-6	3.21	102	1	0	51	0	19	143.0	82	64	51	6	4	103	3	241	24	1	.164

CAREER NOTES

- Averaging 15.2 strikeouts/9 IP over his three professional seasons covering 102 appearances and 143.0 innings.
- Led Cardinals minor league pitchers in strikeouts/9 IP in 2018 (14.7), 2019 (14.8), and 2021 (15.8).
- Has struck out a batter in 93 of 102 career professional appearances, with a career-high of seven over 3.0 innings at Burlington (4/18/19).
- Did not allow a home run until his first appearance of the 2021 season, his 62nd career appearance.
- Ranked in the Top 10 of Cardinals the 2nd-Toughest to homer off in 2019 (261 total batters faced without a home run) and 9th in 2018 (136 TBF/0 HR).
- Ranked 7th among Cardinals pitchers with an 0.99 WHIP in 2018.
- Led Cardinals minor league pitchers with a career-high 11 saves in 12 opportunities. Entered the 2021 season with eight career saves in his previous 61 appearances.
- Tied his single-season high with 41 appearances following the 2020 season in which he did not play professionally. Ranked T-2nd among Cardinals minor league pitchers.
- Led the Cardinals with a new single-season high of 15.8 strikeouts/9 IP, fanning 95 batters over 54.0 innings, his third straight season in which he led the organization in that category.
- Ranked 12th among Cardinals minor league pitchers with a career-high 95 strikeouts, 2nd-most among Cardinals relievers behind Ramon Santos (108).
- Recorded four or more outs in 19 of 41 appearances (46.3%).
- Struck out a batter in 37 of 41 appearances.
- Finished the season with a season-high 12.2 consecutive scoreless innings over nine appearances, allowing just two hits between Springfield and Memphis (8/25-9/29).
- Threw a season-high 44 pitches (28 strikes) over 2.2 scoreless innings vs. Tulsa (8/5).
- Pitched on consecutive days only once (9/15-16).

BACKGROUND/PERSONAL

Resides in Araguaita, Venezuela.

2021

- Began the season in Peoria (High-A), but advanced to Springfield (AA) and finished the season at Memphis (AAA).



PEDRO PAGES

(PAH-hez)

99

HEIGHT	WEIGHT	BATS/THROWS	BIRTH DATE	ML SERVICE
6-0	240	R/R	9/17/1998	0.000

FULL NAME: Pedro José Pages

BORN: Maracay, Venezuela

OPENING DAY AGE: 23 (Turns 24 on September 17)

BECAME CARDINAL: Selected in the sixth round (185th overall) of the June, 2019 First-Year Player Draft

CONTRACT STATUS: Signed through 2022

CATCHER (NON-ROSTER)



COMPLETE RECORD

Year	Team	AVG	G	AB	R	H	2B	3B	HR	RBI	SH	SF	HBP	BB	IBB	SO	SB	CS	GDP	SLG	OBP	E
2019	State College	.291	50	179	29	52	17	1	2	21	0	3	4	28	0	39	1	0	5	.430	.393	1
2020	DID NOT PLAY -- ALTERNATE TRAINING SITE ONLY																					
2021	Peoria	.249	80	301	28	75	12	1	9	39	0	2	7	34	0	82	1	2	8	.385	.337	12
MINOR TOTALS		.265	130	480	57	127	29	2	11	60	0	5	11	62	0	121	2	2	13	.402	.358	13

CAREER NOTES

- Invited to Major League Spring Training for the third consecutive year (2020-22).
- Reported to the Alternate Training Site in Springfield during the COVID-19 shortened season of 2020 but was not recalled to St. Louis or travel on the Taxi Squad.
- Has reached base safely in 107-of-130 (82.3%) professional games with a career on-base percentage of .358.
- Threw out 27.9% (36 CS/129 SB ATT) of attempted basestealers in his professional career.
- In 2019, posted a 23-game on-base streak (8/2-31), 3rd-longest in the New York-Penn League, compiling a .404 on-base percentage during the run.
- Ranked among 2019 New York-Penn League leaders in batting (.291, 7th), on-base percentage (.393, 6th), slugging (.430, 9th), OPS (.823, 7th) and doubles (17, 14th).

2021

- Played 80 games at Peoria (High-A), starting 63 games at catcher, 16 as designated hitter and one at first base.
- Reached base safely by hit, walk or hit by pitch in 65-of-80 (81.3%) games.
- Tied for 3rd on the Peoria squad with nine home runs, 2nd with 39 RBI and 4th with 34 walks.
- Batted .304 (24-79) against left-handed pitchers with four home runs. Hit five home runs against right-handers.

AWARDS & HONORS

Conference USA Defensive Player of the Year
2019: Florida Atlantic University

Buster Posey National Collegiate Catcher of the Year Award Finalist
2019: Florida Atlantic University
2018: Florida Atlantic University

BACKGROUND/PERSONAL

- Graduated from Gulliver Prep High School in Miami, Fla.
- Named Conference USA Defensive Player of the Year during his junior season at Florida Atlantic University, throwing out 40.0% (17 CS/43 SB ATT) of attempted base stealers and added three pick-offs, making him one of 14 finalists for the Buster Posey National Collegiate Catcher of the Year Award (formerly known as the Johnny Bench Award) in 2019.
- Batted .295 with 14 HR, 98 RBI over 143 career games in a three-year career at FAU. Had a broken hamate injury that ended his 2018 season early.
- Played one season for Hyannis in the 2018 Cape Cod League, batting .260 with 3 HR and 17 RBI in 36 games.
- Venezuelan-born catcher is bi-lingual in English and Spanish.
- Resides in Miami, Florida.



ANDRE PALLANTE

91

(pah-LAWN-tay)

HEIGHT	WEIGHT	BATS/THROWS	BIRTH DATE	ML SERVICE
6-0	210	R/R	9/18/1998	0.000

FULL NAME: Neil Andre Pallante

BORN: Mission Viejo, California

OPENING DAY AGE: 23 (Turns 24 on September 18)

BECAME CARDINAL: Selected in the fourth round (125th overall) in the June, 2019 First-Year Player Draft

CONTRACT STATUS: Signed through 2022

PITCHER (NON-ROSTER)



PALLANTE, ANDRE

COMPLETE RECORD

Year Team	W-L	ERA	G	GS	CG	GF	SHO	SV	IP	H	R	ER	HR	HBP	BB	IBB	SO	WP	BK	BA
2019 State College	1-0	2.78	11	9	0	0	0	0	35.2	27	11	11	2	2	11	0	38	0	0	.211
2020	DID NOT PITCH -- NO MiLB SEASON																			
2021 Memphis	0-0	3.60	2	1	0	0	0	0	5.0	7	2	2	0	0	4	0	4	0	0	.304
Springfield	4-7	3.82	21	21	0	0	0	0	94.1	102	53	40	8	5	42	0	82	7	0	.273
MINOR TOTALS	5-7	3.53	34	31	0	0	0	0	135.0	136	66	53	10	7	57	0	124	7	0	.259

AWARDS & HONORS

Arizona Fall League Rising Star
2021: Glendale Desert Dogs

Double-A Central Pitcher of the Week
2021: Springfield (AA) - Aug. 9-15

New York-Penn League All-Star
2019: State College (SS-A)

CAREER NOTES

- Attending his first Major League Spring Training in 2022 after pitching two full seasons in the Cardinals minor league system.
- Enters the 2022 season rated as the No. 16 prospect in the Cardinals organization by *Baseball America*.
- 2021 Arizona Fall League All-Star.
- Ranked 2nd in the 2021 Arizona Fall League with a 1.29 ERA over 21.0 innings without allowing a home run. Topped out at 99 MPH on stadium speed guns.
- Finished the AFL season on a 15.0-inning consecutive scoreless inning streak over four starts.
- 2019 New York-Penn League All-Star, making a relief appearance and throwing a scoreless inning with a strikeout.
- Did not pitch during the 2020 season due to COVID-19 restrictions.

2021

- Appeared in 23 games, making 22 starts between Springfield (AA) and Memphis (AAA).
- Was promoted to Memphis on Sept. 21 after making 21 starts in Springfield with his first appearance out of the bullpen.
- Ranked 2nd among Cardinals minor leaguers in starts (22).
- Made his lone relief appearances at Jacksonville (9/24) tossing an inning and earning a Hold.
- Surrendered a career-high 10 runs over 3.2 innings vs. Tulsa (8/4) and did not allow more than two runs or a home run over his final six appearances (five starts) of the season compiling 21.1 innings facing 92 total batters.
- Placed on the 7-Day Injured List (8/14-9/6) with a viral infection.
- Honored as Double-A Central Player of the Week (8/9-8/15) after tossing 6.0 scoreless innings of one-hit ball in a 9-0 win at Arkansas (8/10).
- Named an Arizona Fall League All-Star. Made seven appearances including four starts for a 1-1 record with a 1.29 ERA and 22 strikeouts in 21.0 innings pitched without allowing a home run.
- Ranked among Arizona Fall League leaders in ERA (1.29, 2nd), innings pitched (21.0, T-5th) and strikeouts (22, T-7th).



BACKGROUND/PERSONAL

- Played college baseball at the University of California-Irvine where he was a two-time All-Big West honoree compiling a 26-9 record and 2.59 ERA over 243 innings pitched with 260 strikeouts.
- Recorded back-to-back 10-win seasons in 2018 and 2019.
- Posted the 5th-highest strikeout mark in school history (115) in 2018.
- Posted the 2nd-lowest ERA in UC-Irvine history in 2018 with a 1.60 mark, ranking 6th-lowest in NCAA Division 1.
- Named a unanimous All-American and was a finalist for the National Collegiate Baseball Hall of Fame Pitcher of the Year award.
- Traveled with the U.S. Collegiate National Baseball Team after the season.
- Pitched for Chatham in the 2017 Cape Cod League recording marks of 0-1 with a 1.20 ERA and an 0.93 WHIP in 11 relief appearances.
- Graduated from San Clemente High School. The same high school which produced Cardinals 2021 1st round draft pick Michael McGreevy and Braves 2015 1st round draft pick Kolby Allard.
- Resides in San Clemente, California.



Adam Wainwright exits Game 3 of the 2019 NLDS 3 after throwing 7.2 scoreless innings vs. the Braves at Busch Stadium III, October 6, 2019.



DELVIN PÉREZ

73

HEIGHT	WEIGHT	BATS/THROWS	BIRTH DATE	ML SERVICE
6-3	195	R/R	11/24/1998	0.000

FULL NAME: Delvin Pérez

BORN: San Juan, Puerto Rico

OPENING DAY AGE: 23

BECAME CARDINAL: Selected in the 1st round (23rd overall) of the June, 2016 First-Year Player Draft

CONTRACT STATUS: Signed through 2022

INFIELDER (NON-ROSTER)



COMPLETE RECORD

Year	Team	AVG	G	AB	R	H	2B	3B	HR	RBI	SH	SF	HBP	BB	IBB	SO	SB	CS	GDP	SLG	OBP	E
2016	GCL Cardinals	.294	43	163	19	48	8	4	0	19	1	1	3	12	1	28	12	1	1	.393	.352	17
2017	Johnson City	.184	23	76	7	14	1	1	0	4	0	0	2	12	0	14	3	4	2	.224	.311	4
	GCL Cardinals	.238	11	42	7	10	1	2	0	5	0	2	1	5	0	10	2	1	0	.357	.320	2
2018	State College	.213	64	239	22	51	5	3	1	21	0	0	2	28	1	54	8	6	2	.272	.301	13
2019	Peoria	.269	118	458	64	123	17	3	1	30	7	0	14	27	0	117	22	9	13	.325	.329	24
2020	DID NOT PLAY -- NO MILB SEASON																					
2021	Springfield	.265	98	389	62	103	9	4	4	23	0	1	5	28	0	98	24	8	13	.339	.322	18
MINOR TOTALS		.255	357	1367	181	349	41	17	6	102	8	4	27	112	2	321	71	29	31	.323	.323	78

CAREER NOTES

- Cardinals first round pick in 2016 is making his second straight appearance at Major League Spring Training.
- Recorded 25% of the stolen bases for Springfield (AA), swiping a career-high 24 bags in 32 attempts in 2021.
- Enters the 2022 season rated as the No. 25 prospect in the Cardinals organization by *Baseball America*.
- Also recognized as the "Best Defensive Infielder" in the Cardinals organization by the same publication for the third straight season (2020-22).
- Named an All-Star in the Midwest League in 2019 and the New York-Penn League in 2018.
- Played shortstop coming off the bench in the 2018 New York-Penn League All-Star Game at State College (0-for-2).
- Stole home plate twice in his career. First, as part of a delayed steal on the catcher's return throw to the pitcher at Kane County (8/16/19). The second came at Wichita (6/18/21), while with Springfield (AA), as pitcher Josh Winder turned his back on him after receiving the throw from catcher Roy Morales.
- Ranked 7th among 2019 Midwest League leaders in hits (123).
- Ranked 7th in the 2016 Gulf Coast League in batting (.294).
- Collected career-highs in hits (5-for-5) at GCL Astros (7/8/16) and RBI (6) at GCL Mets (7/20/16) during the 2016 season in the Gulf Coast League.
- Played in four games in the 2016 Gulf Coast League playoffs helping the Cardinals to its first championship in the league. Was 1-for-15 (.067) with a walk and two stolen bases, both vs. GCL Phillies in Game 1 of the championship round.
- Has had three stolen bases twice in his career, once with Peoria (A) in 2019 and with Springfield (AA) in 2021.
- Participated in the Cardinals Spring Training Early Program in 2019 and in early workouts and seminars in 2020.
- Played in 19 games for Carolina in the Puerto Rican Winter League in 2018-19.



2021

- Began the year by attending his first Major League Spring Training as a non-roster invitee.
- Played the entire season at Springfield (AA), his highest level since joining the organization.
- Recorded a straight steal of home at Wichita (6/18) off Josh Winder and Roy Morales, one play after stealing third base on a double steal with Nolan Gorman.
- Ranked among Cardinals minor league leaders in hits (103, T-6th), triples (4, T-5th), runs scores (62, 8th) and stolen bases (24, 2nd).
- Ranked 10th among Double-A Central league leaders in hits (10th) and stolen bases (9th).
- Posted career highs in home runs (4) and stolen bases (24).
- Matched his single-game high with three stolen bases vs. Arkansas (7/28), previously achieved vs. Cedar Rapids (6/22/19) while with Peoria (A).
- Ran off an 11-game hit streak (6/12-24) batting .458 (22-48) with two doubles, two triples, three home runs.
- Collected 33 multi-hit games including 11 three-hit games.

AWARDS & HONORS

Midwest League Mid-Season All-Star
2019: Peoria (A)

New York-Penn League Mid-Season All-Star
2018: State College (A)

Gulf Coast League Championship
2016: Gulf Coast League Cardinals

BACKGROUND/PERSONAL

- Resides in Loiza, Puerto Rico.
- Attended Colegio Individualizado PJ Education School.



Puerto Rican natives Delvin Pérez and Yadier Molina during 2021 Spring Training in Jupiter, Fla., February 28, 2021.



JOHAN QUEZADA

53

HEIGHT	WEIGHT	BATS/THROWS	BIRTH DATE	ML SERVICE
6-11	260	R/R	8/25/1994	0.029

FULL NAME: Johan Ramon Quezada

BORN: Santo Domingo, Dominican Republic

OPENING DAY AGE: 27 (Turns 28 on August 25)

BECAME CARDINAL: Acquired from the Philadelphia Phillies in exchange for cash considerations, February 10, 2021

CONTRACT STATUS: Signed through 2022

PITCHER



COMPLETE RECORD

Year Team	W-L	ERA	G	GS	CG	GF	SHO	SV	IP	H	R	ER	HR	HBP	BB	IBB	SO	WP	BK	BA
2013 DSL Twins	0-1	10.29	11	5	0	0	0	0	14.0	14	21	16	0	2	28	0	12	14	0	.264
2014 DSL Twins	1-0	3.99	18	0	0	5	0	0	29.1	13	17	13	0	0	46	0	38	15	0	.135
2015 GCL Twins	2-1	3.38	19	0	0	14	0	7	21.1	14	9	8	1	0	12	0	23	13	0	.189
2016 Elizabethton	2-1	5.04	19	0	0	13	0	3	30.1	24	21	17	1	4	21	0	29	15	1	.214
2017	DID NOT PLAY -- INJURED																			
2018 Cedar Rapids	1-1	0.93	4	0	0	3	0	2	9.2	7	3	1	0	0	2	0	10	0	1	.200
Elizabethton	2-2	2.35	12	0	0	5	0	2	23.0	18	8	6	0	2	12	0	21	2	0	.207
2019 Fort Myers	7-2	3.44	33	0	0	11	0	2	52.1	50	29	20	2	1	28	1	49	11	0	.250
2020 Miami	0-0	9.00	3	0	0	2	0	0	3.0	4	3	3	1	0	1	0	2	0	0	.364
2021 Memphis	0-0	0.00	3	0	0	1	0	0	3.1	1	0	0	0	0	2	0	2	1	0	.091
Springfield	0-1	10.80	8	0	0	3	0	0	11.2	20	16	14	3	3	6	0	14	3	0	.364
FCL Cardinals	1-0	3.00	7	2	0	0	0	0	9.0	7	3	3	0	0	1	0	12	1	0	.219
MINOR TOTALS	16-9	4.32	134	7	0	55	0	16	204.0	168	127	98	7	12	158	1	210	75	2	.223
MAJOR TOTALS	0-0	9.00	3	0	0	2	0	0	3.0	4	3	3	1	0	1	0	2	0	0	.364

Note: Major League Uniform Numbers Worn: 77 (2020)

REGULAR SEASON FIELDING RECORD

Position	PCT	G	PO	A	E	TC	DP
Pitcher	---	3	0	0	0	0	0

REGULAR SEASON BATTING RECORD

Year Team	AVG	G	AB	R	H	2B	3B	HR	RBI	SH	SF	HBP	BB	IBB	SO	SB	CS	GDP	SLG	OBP	E
2020 Miami	.000	3	0	0	0	0	0	0	0	0	0	0	0	0	0	0	0	0	.000	.000	0

CAREER TRANSACTIONS

- Signed by the Minnesota Twins as an international free agent, September 10, 2012.
- Signed by the Miami Marlins as a minor league free agent, December 18, 2019.
- Claimed off waivers by the Philadelphia Phillies, October 30, 2020.
- Acquired by the St. Louis Cardinals from Philadelphia Phillies in exchange for cash considerations, February 10, 2021.
- On St. Louis Cardinals Injured List (COVID-19), August 11 - September 11, 2021.

**CAREER NOTES**

- Has been on the Cardinals 40-player roster since joining the organization in 2021, with the COVID-19 exception from Aug. 11-Sept. 11, in which he was transferred to the 60-day Injured List through the end of the season.
- Entered the 2021 Major League Spring Training season and joined Jordan Hicks as the two pitchers in Cardinals camp who had Major League experience, but did not play a game in Double-A or Triple-A, making the jump from High-A to the Major Leagues. Made appearances in Springfield (AA) and Memphis (AAA) in 2021.
- Made his Major League debut with the Marlins vs. Philadelphia on Sept. 12, 2020, after never appearing above the High-A (Fort Myers) level prior to the 2020 season.
- Became one of a Major League record 18 players to make their MLB debut for the Marlins in 2020.
- At 6-foot-9, was the 2nd-tallest pitcher to appear in a Major League game in 2020, behind Tampa Bay RHP Aaron Slegers (6-10). Tied with OF Aaron Judge (NYY) and 1B Taylor Jones (HOU) in height for the 2020 season.
- Is the tallest player on the Cardinals 2022 Spring Training roster at 6-foot 9-inches tall.
- Originally signed as an international free agent by the Minnesota Twins in September 2012, and has been a member of the Marlins, Phillies and Cardinals organizations.
- Was not on the Marlins 2020 postseason roster, and did not travel with the team to Chicago for the Wild Card Series or Houston (vs. Atlanta) for the NLDS.
- Has pitched in 134 games over his minor league career, making seven starts and 127 relief appearances.
- Tied for the Fort Myers (High-A) team lead with seven wins in 2019, despite not starting a game and making 33 appearances in relief to add to his two saves.
- Suffered a right shoulder impingement injury in June 2017 causing him to miss the remainder of the season.
- Longest minor league appearance was 3.1 innings, twice; most recently at Clearwater (7/2/19) with Fort Myers.
- Struck out six batters twice in relief, most recently at Wisconsin (8/20/18).
- Placed on the 7-day minor league injured list twice: first with a left ankle sprain (7/31-8/11/19) and then with a right lat strain (5/4-7/11/21).
- Pitched for Toros del Este during the 2021 and 2022 Dominican Winter League seasons.

2021

- Was 1-1 with a 7.13 ERA in 18 appearances, making two starts, combined between Memphis, Springfield and the Florida Complex League (R).
- Was on the Cardinals 40-player roster for the entire season, but did not pitch above Memphis (AAA).
- Placed on the 60-day Injured List from Aug. 11-Sept. 11, due to a COVID-19 outbreak on the Springfield Cardinals.
- His two starts came in the FCL, his first two appearances of the season, beginning on July 3, and pitched a scoreless inning in each start.

CAREER HIGHS

Most IP: 1.0, three times. Last: 9/17/20 vs. Boston
Most Strikeouts: 1, twice. Last: 9/17/20 vs. Boston
Most Walks: 1, 9/15/20 vs. Boston
Most Runs Allowed: 3, 9/17/20 vs. Boston
Most Earned Runs Allowed: 3, 9/17/20 vs. Boston
Most Hits Allowed: 4, 9/17/20 vs. Boston
Most HRs Allowed: 1, 9/17/20 vs. Boston
Longest Scoreless Streak: 2.0 IP, 9/12-15/20

AWARDS & HONORS

Florida State League Mid-Season All-Star
 2019: Fort Myers (High-A)

CAREER MILESTONES

Major League Debut
 September 12, 2020 vs. Philadelphia

First Major League Strikeout
 September 15, 2020 vs. Boston
 (9th inning, Yairo Muñoz, swinging)

TALLEST PLAYERS IN CARDINALS HISTORY

Player	Years w/ STL	Height
Lee Guetterman	1993	6-8
Mike Naymick	1944	6-8
Bob Chlupsa	1970-71	6-7
Brian Falkenberg	2006-07	6-7
Rick Heiserman	1999	6-7
Andrew Miller	2019-21	6-7
Dick Ricketts	1959	6-7
Rick Sutcliffe	1994	6-7
Adam Wainwright	2005-21	6-7

Baseball Reference

- Suffered a right lat strain and missed time on the 7-day Injured List from May 4-July 11, including an injury rehabilitation assignment at the Florida Complex League from July 3-10.
- Pitched out of the bullpen once re-joining Springfield and then Memphis, making 16 relief appearances.
- Did not pitch more than 2.1 innings in any appearance (2.1 IP at Northwest Arkansas, 9/14) in which he threw a season-high 42 pitches.

BACKGROUND/PERSONAL

- Resides in Santo Domingo Este, Dominican Republic.



ALEX REYES

29

HEIGHT	WEIGHT	BATS/THROWS	BIRTH DATE	ML SERVICE
6-4	230	R/R	8/29/1994	4.043

FULL NAME: Alexander Reyes

BORN: Elizabeth, New Jersey

OPENING DAY AGE: 27 (Turns 28 on August 29)

BECAME CARDINAL: Signed as an international free agent, December 3, 2012

CONTRACT STATUS: Signed through 2022

MLB DEBUT: August 9, 2016 vs. Cincinnati

PITCHER



REYES, ALEX

COMPLETE RECORD

Year Team	W-L	ERA	G	GS	CG	GF	SHO	SV	IP	H	R	ER	HR	HBP	BB	IBB	SO	WP	BK	BA
2013 Johnson City	6-4	3.39	12	12	0	0	0	0	58.1	54	26	22	1	4	28	0	68	8	1	.249
2014 Peoria	7-7	3.62	21	21	1	0	0	0	109.1	82	54	44	6	3	61	0	137	10	+3	.207
2015 GCL Cardinals	0-0	0.00	1	1	0	0	0	0	3.0	0	0	0	0	1	0	0	3	0	0	.000
Palm Beach	2-5	2.26	13	13	0	0	0	0	63.2	49	20	16	0	3	31	0	96	4	2	.216
Springfield	3-2	3.12	8	8	0	0	0	0	34.2	21	14	12	1	1	18	0	52	5	1	.174
2016 Memphis	2-3	4.96	14	14	0	0	0	0	65.1	63	38	36	6	4	32	0	93	7	1	.252
ST. LOUIS	4-1	1.57	12	5	0	3	0	1	46.0	33	8	8	1	0	23	1	52	3	1	.201
2017 ST. LOUIS	INJURED - DID NOT PITCH																			
2018 Peoria#	1-0	0.00	1	1	0	0	0	0	5.0	1	0	0	0	0	2	0	12	0	0	.063
Palm Beach#	0-0	0.00	1	1	0	0	0	0	3.1	4	0	0	0	0	1	0	6	0	0	.286
Springfield#	1-0	0.00	1	1	0	0	0	0	7.2	1	0	0	0	0	3	0	13	1	0	.045
Memphis#	1-0	0.00	1	1	0	0	0	0	7.0	1	0	0	0	0	1	0	13	0	0	.048
ST. LOUIS	0-0	0.00	1	1	0	0	0	0	4.0	3	0	0	0	1	2	0	2	0	0	.250
2019 Palm Beach	0-1	1.93	2	2	0	0	0	0	9.1	9	4	2	0	0	3	0	11	1	0	.250
Memphis	1-3	7.39	10	7	0	1	0	0	28.0	27	24	23	5	1	24	0	38	3	0	.265
ST. LOUIS	0-1	15.00	4	0	0	0	0	0	3.0	2	5	5	1	0	6	0	1	1	0	.200
2020 ST. LOUIS	2-1	3.20	15	1	0	5	0	1	19.2	14	10	7	1	0	14	1	27	2	0	.197
2021 ST. LOUIS	10-8	3.24	69	0	0	54	0	29	72.1	46	32	26	9	2	52	1	95	10	1	.176
MINOR TOTALS	24-25	3.53	85	82	1	1	0	0	394.2	312	180	155	19	17	204	0	542	39	8	.218
MAJOR TOTALS	16-11	2.86	101	7	0	62	0	31	145.0	98	55	46	12	3	97	3	177	16	2	.189

+ Tied for League Lead # Injury Rehabilitation Assignment

Note: Major League Uniforms Worn: 61 (2016), 29 (2018-present)

WILD CARD SERIES RECORD

Year Team	W-L	ERA	G	GS	CG	GF	SHO	SV	IP	H	R	ER	HR	HBP	BB	IBB	SO	WP	BK	BA
2020 STL at SD	0-0	2.70	2	0	0	2	0	1	3.1	2	3	1	1	0	2	1	3	0	0	.154
2021 STL at LAD	0-0	---	1	0	0	1	0	0	0.0	1	1	1	1	0	0	0	0	0	0	1.000
MINOR TOTALS	0-0	5.40	3	0	0	3	0	1	3.1	3	4	2	2	0	2	1	3	0	0	.214

ALL-STAR GAME RECORD

Year Team	W-L	ERA	G	GS	CG	GF	SHO	SV	IP	H	R	ER	HR	HBP	BB	IBB	SO	WP	BK	BA
2021 National	0-0	0.00	1	0	0	0	0	0	0.2	1	0	0	0	0	0	0	1	0	0	.333



REGULAR SEASON FIELDING RECORD

Position	PCT	G	PO	A	E	TC	DP
Pitcher	.833	101	7	13	4	24	1

REGULAR SEASON BATTING RECORD

Year Team	AVG	G	AB	R	H	2B	3B	HR	RBI	SH	SF	HBP	BB	IBB	SO	SB	CS	GDP	SLG	OBP	E
2021 ST. LOUIS	.000	67	1	0	0	0	0	0	0	0	0	0	0	0	0	0	0	0	.000	.000	2
MAJOR TOTALS	.063	83	16	0	1	0	0	0	1	1	0	0	0	0	6	0	0	1	.063	.063	4

CAREER TRANSACTIONS

- Signed by the Cardinals as an international free agent, December 3, 2012.
- On St. Louis injured list (right elbow surgery), March 30, 2017 - end of season.
- On St. Louis injured list (right elbow surgery), March 26 - May 29, 2018; included injury rehabilitation assignments at Peoria (A), Palm Beach (High-A), Springfield (AA), and Memphis (AAA).
- On St. Louis injured list (right latissimus dorsi strain), May 31, 2018 - end of season.

2021 SEASON HIGHS

Most IP: 2.0, 7x. Last: 9/19 vs. San Diego
Most Strikeouts: 5, 5/11 at Milwaukee
Most Walks: 4, 8/5 vs. Atlanta
Most Runs Allowed: 4, twice. Last: 9/24 at Chicago Cubs
Most Earned Runs Allowed: 4, 9/24 at Chicago Cubs
Most Hits Allowed: 3, 8/18 vs. Milwaukee
Longest Winning Streak: 5, 9/9-present
Longest Scoreless Streak: 15.1 IP, 4/1-5/5

CAREER HIGHS

Most IP (Starter): 7.0, 9/18/16 at San Francisco
Most IP (Relief): 4.1, 9/13/16 vs. Chicago Cubs
Most Strikeouts (Starter): 7, 9/2/16 at Cincinnati
Most Strikeouts (Relief): 6, 9/7/16 at Pittsburgh
Most Walks (Starter): 4, 8/27/16 vs. Oakland
Most Walks (Relief): 6, 9/13/16 vs. Chicago Cubs
Most Runs Allowed (Starter): 3, 9/24/16 at Chicago Cubs
Most Runs Allowed (Relief): 4, twice. Last: 9/24/21 at Chicago Cubs
Most Earned Runs Allowed (Starter): 3, 9/24/16 at Chicago Cubs
Most Earned Runs Allowed (Relief): 4, 9/24/21 at Chicago Cubs
Most Hits Allowed (Starter): 7, 9/29/16 vs. Cincinnati
Most Hits Allowed (Relief): 3, 8/18/21 vs. Milwaukee
Most HRs Allowed: 1, 12x. Last: 9/24/21 at Chicago Cubs
Longest Winning Streak: 5 games, 9/9/21-present
Longest Scoreless Streak: 15.1 IP, 4/1-5/5/21

CAREER NOTES

- Selected by MLB as a 2021 National League All-Star, becoming the first Cardinals All-Star reliever since Trevor Rosenthal (2015).
- Recorded a save in each of his first 24 career save opportunities to begin his career (Aug. 19, 2016-July 18, 2021), passing LaTroy Hawkins to establish a new MLB record.
- His 24 straight saves without a blown save is a new Cardinals franchise record, surpassing Cardinals Hall of Famer Jason Isringhausen (23, June 29, 2007-April 9, 2008)
- Opened the 2021 season with 22 straight saves without a blown save (April 5-July 18), tying All-Star Tom Henke (April 27-July 22, 1995) for the most in franchise history.
- Over 101 career major league games (seven starts), has registered a 10.99 K/9 ratio while fanning 177 of 624 total batters faced (28.4%).
- Missed the majority of the 2017-19 seasons due to injuries to his right elbow, right lat muscle, left pinkie finger, and right pectoral area.
- Began MLB career by not allowing a run through his first 13.1 innings pitched, 3rd-best in franchise history for a rookie to begin his career behind Von McDaniel (19.0 IP in 1957) and Pat Perry (16.1 IP in 1985).
- As a rookie in 2016, his 1.57 ERA in his first 12 career Major League games was the best (min. 46.0 IP) since the Cincinnati's Pat Zachry (1.17 in 1976) and best by a Cardinals rookie since Al Brazle (1.50 in 1943). His ERA was also lowest among MLB rookies (min. 46.0 IP).
- In 2016, became the first Cardinals rookie with three wins vs. the Cubs since Brooks Lawrence (3-0 in 1954) and the first Cardinals rookie to tally two wins at Wrigley Field since Cris Carpenter (1989).
- Rated as the Cardinals No. 1 prospect by *Baseball America* and *MLB.com* for four consecutive seasons (2016-19). Also recognized as having the "Best Fastball" and "Best Curveball" in the organization for three seasons (2017-19).
- Struck out 32.3% (542 of 1,677 total batters faced) in 394.2 career minor league innings pitched (12.4 K/9 IP).
- During 2018 rehab assignments while recovering from Tommy John surgery, tied Springfield's (AA) single-game strikeout record (13) and set a 116-year old Pacific Coast League record of fanning nine in a row for Memphis (AAA).



2021

NL Relief Leaders: Saves (29, 7th), Appearances (69, T-11th), strikeouts (95, T-3rd), walks (52, 1st*), opp. AVG (.176, 9th), Hits/9 (5.72, T10th)

- Selected by MLB as a National League All-Star, becoming the first Cardinals All-Star reliever since Trevor Rosenthal (2015).
- Recorded a save in each of his first 24 career save opportunities to begin his career (Aug. 19, 2016-July 18, 2021), passing LaTroy Hawkins to establish a new Major League record
- His 24 straight saves without a blown save was also a new franchise record, surpassing Cardinals Hall of Famer Jason Isringhausen (23 from June 29, 2007-April 9, 2008)
- Opened the season with 22 straight saves without a blown save (April 5-July 18), tying All-Star Tom Henke (April 27-July 22, 1995) for the most in franchise history.
- Became the 6th Cardinal in history to record 10 wins as a relief pitcher and the first since John Gant (11 in 2019).
- Was the first NL reliever since Washington's Tyler Clippard (11-8 in 2010) to have 18 or more decisions.
- Became the 20th pitcher and 2nd Cardinal (Todd Worrell in 1986) in MLB history to have 18 or more decisions and convert 29 or more saves in a single season.
- Was the 29th pitcher in MLB history and the first since Oakland's Billy Koch (2002) to record 10 wins and 25 saves while making every appearance as a reliever.
- Limited opponents to a .152 batting average with runners on base, 3rd-lowest in the NL.
- Made 10 appearances of four outs or more, which included three saves.
- Struck out 95 over 72.1 innings (11.8 K/9 IP), fanning a batter in 55 of his single-season career high 69 appearances.
- Fanned multiple batters in 26 outings and three or more batters in 11 appearances (T9th among MLB relievers).
- Six appearances came in extra innings (T-4th in NL).
- His 52 walks as a reliever led MLB and were one fewer than Diego Segui's franchise record of 53 set 1973.
- Allowed 10 of 14 inherited runners to score.
- Pitched on consecutive days 13 times.
- Led the NL in wins (5) in September, becoming the first Cardinals pitcher in history to post five wins without making a start in the month of September.
- Recognized as a candidate for MLB Reliever for the Month of May after going 2-1 with a 1.15 ERA (15.2 IP), 15 strikeouts, and an MLB-leading nine saves in the month.
- According to *Statcast*, led all of MLB in average vertical movement (10.6 inches) on curveballs.
- Faced three batters in the top of the 8th inning in the All-Star Game. Allowed Joey Wendle single, followed by inducing a groundout by Whit Merrifield and an inning-ending strike out (swinging) by Mike Zunino.

2021 POSTSEASON: Gave up a walk-off two-run homer by Chris Taylor in the bottom of the 9th inning in the 3-1 loss to Los Angeles at Dodger Stadium in the National League Wild Card Game.

CAREER MILESTONES

Major League Debut

August 9, 2016 vs. Cincinnati

First Major League Start

August 27, 2016 vs. Oakland

First Major League Win

August 13, 2016 at Chicago Cubs

First Major League Save

August 19, 2016 at Philadelphia

First Major League Strikeout

August 9, 2016 vs. Cincinnati
(9th inning, Adam Duvall, swinging)

AWARDS & HONORS

National League All-Star

2021: St. Louis

Cardinals Minor League Co-Pitcher of the Year

2015: Springfield (AA) & Palm Beach (High-A)
(with LHP Austin Gomber)

Cardinals Minor League Pitcher of the Month

2015: Palm Beach (High-A) - April

Texas League Pitcher of the Week

2015: Springfield (AA) - August 10-17

Florida State League Mid-Season All-Star

2015: Palm Beach (High-A)

Baseball America Class High-A All-Star

2015: Palm Beach (High-A)

Arizona Fall League Rising Star

2015: Surprise

All-Star Future Games Selection

2016: World Team (Dominican Republic)
2015: World Team (Dominican Republic)

BACKGROUND/PERSONAL

- Played high school baseball at Elizabeth (N.J.) High School.
- Moved to the Dominican Republic in 2011 where he was signed as an international free agent.
- In December 2021, participated in Major League Beach Cleanup at Playa Montesinos in Santo Domingo, Dominican Republic as part of the Players For The Planet non-profit organization.
- Resides in Coconut Creek, Fla. with his wife, Karina, daughter, Aleyka (7/17/16), and son, Alex Jr. (10/25/19).



KRAMER ROBERTSON

78

HEIGHT	WEIGHT	BATS/THROWS	BIRTH DATE	ML SERVICE
5-10	165	R/R	9/20/1994	0.000

FULL NAME: Kramer Reid Robertson

BORN: Ruston, Louisiana

OPENING DAY AGE: 27 (Turns 28 on September 20)

BECAME CARDINAL: Selected in the 4th round (124th overall) of the June, 2017 First-Year Player Draft

CONTRACT STATUS: Signed through 2022

INFILDER (NON-ROSTER)



COMPLETE RECORD

Year	Team	AVG	G	AB	R	H	2B	3B	HR	RBI	SH	SF	HBP	BB	IBB	SO	SB	CS	GDP	SLG	OBP	E
2017	Peoria	.270	54	215	34	58	12	0	3	13	0	0	6	21	0	36	10	4	2	.367	.351	13
2018	Palm Beach	.252	121	460	74	116	24	3	2	37	10	1	*18	49	0	52	15	10	7	.330	.347	18
2019	Memphis	.235	66	179	28	42	10	0	5	24	0	0	3	27	0	42	2	4	1	.374	.344	5
	Springfield	.227	57	194	40	44	5	1	6	27	2	3	8	39	0	43	12	6	6	.356	.373	12
2020	DID NOT PLAY -- ALTERNATE TRAINING SITE ONLY																					
2021	Memphis	.253	118	391	66	99	22	4	11	62	1	3	9	62	0	81	11	1	6	.414	.366	14
MINOR TOTALS		.249	416	1439	242	359	73	8	27	163	13	7	44	198	0	254	50	25	22	.368	.356	62

*Led league

CAREER NOTES

- Selected as a non-roster invitee for his first Major League Spring Training for the second straight season (2021-22). Played in four games over the past two springs as a minor league call-up.
- Scrappy infielder has appeared in games at four different positions throughout his minor league career; playing his most games at shortstop (260), followed by second base (78), third base (55) and left field (1).
- Participated in early workouts and seminars as part of the Cardinals 2019 Spring Training Early Program (S.T.E.P.).
- Ranked in the Top 5 in Toughest to Strike Out in the 2018 Florida State League (10.35 TPA/SO) with a career mark of 7.1 TPA/SO.
- Played in the 2018 Florida State League playoffs with Palm Beach (A) going 1-for-8 and the 2017 Midwest League playoffs going 2-for-12 with a double and an RBI.
- Led the Florida State League in hit by pitch (18) in 2018.
- Did not play due to COVID protocols canceling the 2020 Minor League Baseball Season.
- Trained at the Alternate Training Site in Springfield, but was not called up to St. Louis or travel on the Taxi Squad.
- Played in eight games for Glendale in the 2019 Arizona Fall League, batting .269 with a double, triple and four RBI. Posted a .424 on-base percentage, which would have ranked 5th among AFL players with 25 or more at-bats.
- Helped LSU to the 2017 College World Series Championship round, batting leadoff for the Tigers.
- His mother is Kim Mulkey, the head women's basketball coach at Louisiana State University after winning a National Championship at Baylor. She played basketball at Louisiana Tech and was a member of the 1984 USA Women's Olympic Basketball team.

CAREER TRANSACTIONS

- Selected by Cleveland in the 32nd round (962nd overall) of the June, 2016 First-Year Player Draft, but did not sign.
- Selected by the St. Louis Cardinals in the fourth round (124th overall) of the June, 2017 First-Year Player Draft.



2021

- Played the entire season at Memphis (AAA), appearing in 118 games at second base (50), third base (43) and shortstop (19).
- Committed only one error at second base (.995 fielding percentage) in 188 total chances playing 415.1 innings.
- Posted career highs in triples (4) and RBI (62).
- Was successful in 11 of 12 stolen base attempts, giving him 50 career steals.

2021 POSTSEASON: Traveled with the Cardinals to Los Angeles as a member of the Taxi Squad for the 2021 Wild Card Game but was not on the official roster.

BACKGROUND/PERSONAL

- Three-sport athlete in Midway High School in Waco, Tex. Played quarterback, leading the school to the Texas 5A Playoffs his junior and senior seasons. Also played point guard on the basketball team.
- Played college baseball at Louisiana State University where he amassed a .292 batting average (.393 OBP) with 11 HR, 107 RBI, 45 doubles, six triples and 31 hit by pitch over 212 career games.
- Named first team All-SEC as a junior (2016) and played in the 2017 College World Series where he batted .200 (6-30) batting lead-off and starting all seven games for the Tigers in Omaha. LSU finished runner-up to the Florida Gators for the National Championship.
- Selected to the Baton Rouge Regional All-Tournament Team in 2016.
- Father is Randy Robertson, a former quarterback at Louisiana Tech.
- His mother is Kim Mulkey, the head women's basketball coach at Louisiana State University after winning a National Championship at Baylor. She played basketball at Louisiana Tech and was a member of the 1984 USA Women's Olympic Basketball team.
- His sister Makenzie played college basketball at Baylor.
- Originally selected by Cleveland in the 32nd round of the 2016 June, First-Year Player Draft, but elected to return to LSU for his final collegiate season
- Played two seasons (2014-15) for Wareham in the Cape Cod League, appearing in 60 games overall batting .291 with a home run, nine RBI, five stolen bases and 10 hit by pitch.
- Resides in McGregor, Texas.





JULIO RODRÍGUEZ

74

HEIGHT	WEIGHT	BATS/THROWS	BIRTH DATE	ML SERVICE
6-0	245	R/R	6/11/1997	0.000

FULL NAME: Julio Estebán Rodríguez
BORN: Santiago de los Caballeros, Dominican Republic
OPENING DAY AGE: 24 (Turns 25 on June 11)
BECAME CARDINAL: Signed as an international free agent, January 26, 2016
CONTRACT STATUS: Signed through 2022

CATCHER (NON-ROSTER)

COMPLETE RECORD

Year	Team	AVG	G	AB	R	H	2B	3B	HR	RBI	SH	SF	HBP	BB	IBB	SO	SB	CS	GDP	SLG	OBP	E
2016	DSL Cardinals	.322	40	143	30	46	10	3	7	37	0	5	3	19	0	19	0	0	3	.580	.400	2
2017	Palm Beach	.000	1	3	0	0	0	0	0	0	0	0	0	0	0	0	0	0	1	.000	.000	0
	Johnson City	.280	47	182	28	51	14	1	5	36	0	1	1	17	0	31	0	0	4	.451	.343	2
2018	Peoria	.258	76	291	26	75	15	2	8	47	0	2	0	13	1	60	0	12	.405	.288	3	
2019	Springfield	.222	14	45	2	10	1	0	1	7	0	0	0	2	0	15	0	0	1	.311	.255	0
	Palm Beach	.276	71	268	28	74	14	0	7	31	0	1	2	16	2	53	0	11	.407	.321	10	
2020	DID NOT PLAY -- ALTERNATE TRAINING SITE ONLY																					
2021	Springfield	.196	29	107	10	21	2	0	3	10	0	1	7	0	23	1	0	4	.299	.252	5	
	FCL Cardinals	.286	7	14	2	4	0	0	0	2	0	1	2	5	0	3	0	0	0	.286	.500	1
MINOR TOTALS		.267	285	1053	126	281	56	6	31	170	0	10	9	79	3	204	1	0	36	.420	.321	23

CAREER NOTES

- Invited to Major League Spring Training as a non-roster player for the third time in his career (2019-20, 2022).
- Missed 2021 Spring Training and half of the regular season after suffering a broken hamate bone in his left hand while playing for Escogido in the Dominican Winter League.
- Enters the 2022 season rated as the No. 27 prospect in the Cardinals organization by *Baseball America*.
- Also recognized by the same publication as the "Best Defensive Catcher" in the Cardinals organization for the third consecutive season (2020-22).
- Has thrown out 42.1% (109 CS/259 SB ATT) of attempted basestealers over five years of professional baseball.
- Participated at the Alternate Training Site in Springfield during the 2020 COVID-19 Major League Baseball protocols.
- 2019 Florida State League (High-A) Mid-Season All-Star, starting for the South squad at catcher and batting sixth in the lineup (0-for-1).
- 2019 FSL Player of the Week (May 6-12), batting .529 (8-15) with 2 HR, 4 RBI and a pair of three-hit games.

AWARDS & HONORS

Florida State League Mid-Season All-Star
 2019: Palm Beach (High-A)

Florida State League Player of the Week
 2019: Palm Beach (High-AA) - May 6-12

- Has played three seasons in the Dominican Winter League for Escogido and Aguilas.
- Set single-season career highs in games played (85) and hits (84) in 2019 between Palm Beach (High-A) and Springfield (AA), while matching career-bests in runs scored (30), home runs (8) and doubles (15).
- Ranked 2nd among 2018 Midwest League catchers by throwing out 46.8% (36 CS/77 SB ATT) of attempted base stealers.
- Started one game at catcher and was 1-for-3 with a walk in the 2018 Midwest League playoffs.



2021

- Played the majority of an injury-shortened season at Springfield (AA), splitting time at catcher with Ivan Herrera.
- Played in three games with Springfield to open the season before suffering a left wrist injury on 5/8
- Missed approximately two months due to a broken hamate bone
- Threw out 62.5% (10 CS/16 SB ATT) of attempted basestealers, including 9 of 14 at Springfield.
- Spent a seven-game injury rehab assignment with the FCL Cardinals (7/17-7/27), hitting .286/.500/.286 (4-14).
- Rejoined Springfield on 7/28. Hit .254/.306/.373 (17-67) in 18 games in July and August.
- Was 3-for-30 (.100) in his final eight games in September.
- Matched career high in hits for the 3rd time going 4-for-5 with a double on 8/19 vs. Wichita.

BACKGROUND/PERSONAL

- Resides in Santiago de los Caballeros, Dominican Republic.



Adam Wainwright celebrates his four-hit, complete game shutout of the Milwaukee Brewers at Busch Stadium III, April 13, 2013.



ANGEL RONDÓN

(ahn-HELL ron-DOHN)

60

HEIGHT	WEIGHT	BATS/THROWS	BIRTH DATE	ML SERVICE
6-3	220	R/R	12/1/1997	0.011

FULL NAME: Angel Miguel Rondón

BORN: Higuey, Dominican Republic

OPENING DAY AGE: 24

BECAME CARDINAL: Signed as an international free agent, January 6, 2016

CONTRACT STATUS: Signed through 2022

MLB DEBUT: June 6, 2021 vs. Cincinnati

PITCHER



COMPLETE RECORD

Year	Team	W-L	ERA	G	GS	CG	GF	SHO	SV	IP	H	R	ER	HR	HBP	BB	IBB	SO	WP	BK	BA
2016	DSL Cardinals	2-2	2.79	14	7	0	1	0	1	42.0	39	18	13	0	5	13	0	50	3	1	.236
2017	GCL Cardinals	3-3	2.64	11	8	0	0	0	0	47.2	46	20	14	2	2	17	0	41	2	0	.254
	Johnson City	0-0	6.75	1	1	0	0	0	0	4.0	6	3	3	2	1	3	0	5	1	0	.353
	DSL Cardinals	0-1	4.76	2	2	0	0	0	0	5.2	4	3	3	0	2	3	0	6	0	0	.211
2018	Peoria	3-2	2.90	10	10	0	0	0	0	59.0	49	29	19	7	4	17	0	57	4	2	.220
	State College	0-4	3.72	5	5	0	0	0	0	29.0	29	12	12	3	2	7	0	23	0	1	.264
2019	Springfield	6-6	*3.21	20	20	0	0	0	0	115.0	99	45	41	11	5	42	2	112	5	1	*.230
	Palm Beach	5-1	2.20	8	8	0	0	0	0	45.0	26	11	11	3	2	17	0	47	3	0	.165
2020		DID NOT PITCH -- ALTERNATE TRAINING SITE ONLY																			
2021	Memphis	6-4	4.58	19	13	0	0	0	0	76.2	85	46	39	15	3	22	0	68	1	1	.275
	ST. LOUIS	0-0	0.00	2	0	0	1	0	0	2.0	1	0	0	0	0	1	0	1	0	0	.167
MINOR TOTALS		25-23	3.29	90	74	0	1	0	1	424.0	383	187	155	43	26	141	2	409	19	6	.238
MAJOR TOTALS		0-0	0.00	2	0	0	1	0	0	2.0	1	0	0	0	0	1	0	1	0	0	.167

* Led League

Note: Major League Uniform Numbers Worn: 55 (2021)

REGULAR SEASON FIELDING RECORD

Position	PCT	G	PO	A	E	TC	DP
Pitcher	---	2	0	0	0	0	0

REGULAR SEASON BATTING RECORD

Year	Team	AVG	G	AB	R	H	2B	3B	HR	RBI	SH	SF	HBP	BB	IBB	SO	SB	CS	GDP	SLG	OBP	E
2021	ST. LOUIS	.000	2	0	0	0	0	0	0	0	0	0	0	0	0	0	0	0	0	.000	.000	0



CAREER NOTES

- Enters the 2022 season rated as the No. 20 prospect in the Cardinals organization by *Baseball America*.
- Made his Major League debut in June 2021 and pitched two scoreless appearances before an option to Memphis (AAA).
- Pitched as a starter and out of the bullpen in 2021 after making 61 starts in 71 appearances entering the season.
- Is 19-20 with a 3.30 in 74 career starts and 6-3 with a 3.21 ERA in 16 career minor league relief appearances.
- Added to the 40-man roster during the 2020-21 off-season.
- 2019 Texas League ERA Champion (3.21).
- Named Texas League Pitcher of the Week (6/24-6/30/19).
- Made a career-high 28 starts between Palm Beach (High-A) and Springfield (AA) in 2019, tied for the Minor League lead and Cardinals minor league lead.
- Has held his opposition to one run or fewer in 26 of 74 career starts over his minor league career.
- Only 28% of his career hits in Minor League Baseball allowed have gone for extra-bases (108-of-383).
- Hurlled a career-high 7.2 innings vs. Lake County (7/13/18) dispatching the Captains in only 92 pitches while limiting them to one run scattering five singles.
- Recorded two career double-digit strikeout games vs. Wisconsin (7/25/18) while with Peoria (A) and vs. Northwest Arkansas (6/30/19) with Springfield (AA).
- Pitched in the Dominican Winter League in each of the last two seasons (2020-21) for the Aguilas.

2021

- Began the season in Memphis (AAA) before making his Major League debut in June at Busch Stadium.
- Made his Major League debut in relief vs. CIN (6/6). Threw a scoreless inning, striking out Jonathan India looking for his first strikeout.
- Threw 2.0 scoreless appearances (6/6-12), before an option back to Memphis on June 15.
- Was 3-3 with a 4.13 ERA in 13 games started (61.0 IP) and 3-1 with a 6.32 ERA in six relief appearances (15.2 IP) in Memphis (AAA).
- Hurlled 6.0 scoreless innings of one-hit ball in relief at Louisville (7/22) striking out five batters, on the back-end of a Daniel Ponce de Leon rehab start.
- Was 4-0 with a 4.07 ERA in five July appearances, three of which were starts. Struck out 22 batters in 24.1 innings pitched.
- Was placed on the 7-day Injured List (8/21-9/14) with a right pectoralis strain, his first career stint on the minor league baseball injured list.
- Returned from the Injured List and made three relief appearances in Memphis to finish the season.
- Pitched for Aguilas in the Dominican Winter League.

AWARDS & HONORS

Cardinals Minor League Pitcher of the Year
2019: Springfield (AA)/Palm Beach (High-A)

Florida State League Mid-Season All-Star
2019: Palm Beach (High-A)

MiLB.com Organization All-Star
2019: Springfield (AA)/Palm Beach (High-A)

Texas League Pitcher of the Week
2019: Springfield (AA) - June 24-30

CAREER MILESTONES

Major League Debut
June 6, 2021 vs. Cincinnati

First Major League Strikeout
June 6, 2021 vs. Cincinnati
(6th inning, Jonathan India, looking)

2021 SEASON & CAREER HIGHS

Most IP: 1.0, twice. Last: 6/12/21 at Chicago Cubs
Most Strikeouts: 1, 6/6/21 vs. Cincinnati
Most Walks: 1, 6/12/21 at Chicago Cubs
Most Hits Allowed: 1, 6/6/21 vs. Cincinnati
Longest Scoreless Streak: 2.0 IP, 6/6/21-present

BACKGROUND/PERSONAL

- Resides in Higuey, Dominican Republic.



KYLE RYAN

58

HEIGHT	WEIGHT	BATS/THROWS	BIRTH DATE	ML SERVICE
6-5	215	L/L	9/25/1991	4.005

FULL NAME: Kyle Ryan
BORN: Auburndale, Florida
OPENING DAY AGE: 30 (Turns 31 on September 25)
BECAME CARDINAL: Signed as a minor league free agent, November 18, 2021
CONTRACT STATUS: Signed through 2022
MLB DEBUT: August 30, 2014 at Chicago White Sox

PITCHER (NON-ROSTER)

COMPLETE RECORD

Year	Team	W-L	ERA	G	GS	CG	GF	SHO	SV	IP	H	R	ER	HR	HBP	BB	IBB	SO	WP	BK	BA
2010	GCL Tigers	2-4	4.17	12	12	0	0	0	0	54.0	58	30	25	2	6	13	0	46	3	0	.267
2011	West Michigan	6-10	3.15	24	24	0	0	0	0	137.0	145	56	48	3	9	30	1	99	5	1	.283
2012	West Michigan	7-8	3.74	28	28	1	0	0	0	158.2	176	85	66	11	6	29	0	105	6	1	.285
2013	Lakeland	12-7	3.17	24	24	0	0	0	0	142.0	132	58	50	12	8	37	0	90	1	1	.248
2014	Toledo	3-0	1.64	5	5	0	0	0	0	33.0	21	8	6	0	0	5	0	20	0	2	.184
	Erie	7-10	4.55	21	21	1	0	1	0	126.2	140	67	64	15	1	32	1	78	4	1	.285
	Detroit	2-0	2.61	6	1	0	1	0	0	10.1	10	3	3	0	0	2	0	4	0	1	.256
2015	Toledo	4-9	4.19	17	17	0	0	0	0	103.0	117	53	48	3	1	33	1	63	2	0	.292
	Detroit	2-4	4.47	16	6	0	3	0	0	56.1	60	29	28	9	1	20	0	30	1	0	.282
2016	Toledo	0-0	0.00	8	0	0	2	0	0	7.0	3	0	0	0	0	6	0	5	0	0	.130
	Detroit	4-2	3.07	56	0	0	14	0	0	55.2	48	21	19	2	3	15	5	35	1	0	.234
2017	Toledo	3-1	4.96	48	0	0	8	0	0	45.1	55	26	25	5	3	27	2	39	8	0	.307
	Detroit	0-0	7.94	8	0	0	0	0	0	5.2	9	5	5	0	0	7	1	1	0	0	.429
2018	Iowa	1-2	2.86	22	8	0	4	0	0	66.0	48	21	21	9	3	18	0	61	0	0	.203
2019	Iowa	1-0	5.40	1	0	0	0	0	0	1.2	1	1	1	0	0	0	0	1	0	0	.200
	Chicago (NL)	4-2	3.54	73	0	0	12	0	0	61.0	55	26	24	5	1	29	2	58	1	0	.243
2020	Chicago (NL)	1-0	5.17	18	0	0	2	0	1	15.2	16	9	9	5	0	6	0	11	0	0	.267
2021	Iowa	2-0	2.52	19	0	0	6	0	1	25.0	16	7	7	2	0	7	1	24	0	1	.188
	Chicago (NL)	0-0	6.75	13	0	0	4	0	1	13.1	17	10	10	3	0	6	1	8	1	0	.315
MINOR TOTALS		48-51	3.61	229	139	2	20	1	1	899.1	912	412	361	62	37	237	6	631	29	7	.267
MAJOR TOTALS		13-8	4.05	190	7	0	36	0	2	218.0	215	103	98	24	5	85	9	147	4	1	.263

Note: Major League Uniform Numbers Worn: 56 (2014-17 & 2019-21).

REGULAR SEASON FIELDING RECORD

Position	PCT	G	PO	A	E	TC	DP
Pitcher	---	3	0	0	0	0	0

REGULAR SEASON BATTING RECORD

Year	Team	AVG	G	AB	R	H	2B	3B	HR	RBI	SH	SF	HBP	BB	IBB	SO	SB	CS	GDP	SLG	OBP	E
2020	Miami	.000	3	0	0	0	0	0	0	0	0	0	0	0	0	0	0	0	0	.000	.000	0



2021 SEASON HIGHS

Most IP: 2.0, 3x. Last: 8/8 vs. Chicago White Sox
Most Strikeouts: 2, 7/27 vs. Cincinnati
Most Walks: 2, 7/18 at Arizona
Most Runs Allowed: 3, 7/9 vs. St. Louis
Most ER Allowed: 3, 7/9 vs. St. Louis
Most Hits Allowed: 3, twice. Last: 7/27 vs. Cincinnati
Most HRs Allowed: 1, 3x. Last: 8/6 vs. Chicago White Sox
Longest Scoreless Streak: 2.2 IP, twice. Last: 7/29-31

CAREER HIGHS

Most IP (Starter): 7.0, twice. Last: 9/21/15 vs. Chicago White Sox
Most IP (Relief): 4.2, twice. Last: 9/14/15 at Minnesota
Most Strikeouts (Starter): 4, 3x. Last: 7/2/15 vs. Pittsburgh
Most Strikeouts (Relief): 3, 7x. Last: 7/28/19 vs. Milwaukee
Most Walks (Starter): 5, 7/2/15 vs. Pittsburgh
Most Walks (Relief): 3, 5/27/15 at Oakland
Most Runs Allowed (Starter): 5, 7/7/15 at Seattle
Most Runs Allowed (Relief): 3, 10x. Last: 7/9/21 vs. St. Louis
Most ER Allowed (Starter): 5, 7/7/15 at Seattle
Most ER Allowed (Relief): 3, 9x. Last: 7/9/21 vs. St. Louis
Most Hits Allowed (Starter): 6, 3x. Last: 9/21/15 at Chicago White Sox
Most Hits Allowed (Relief): 7, 9/3/15 at Kansas City
Most HRs Allowed: 3, 6/16/15 vs. Cincinnati
Longest Winning Streak: 3 games, 3x. Last: 5/21-7/24/19
Longest Losing Streak: 3 games, 6/16-9/3/15
Longest Scoreless Streak: 12.1 IP, 9/21/15-4/21/16
Last Start: 9/21/15 at Chicago White Sox

CAREER NOTES

- Joins the Cardinals as his third Major League organization previously pitching for the Detroit Tigers and Chicago Cubs.
- Made a career-high 73 appearances in 2019 for Chicago (NL), ranking 5th among National League relievers with Andrew Miller (STL) and Michael Lorenzen (CIN).
- Made his Major League debut with the Tigers in 2014 as a starting pitcher, collecting a win vs. the Chicago White Sox. Has not registered a win as a starting pitcher since then.
- His last start was on Sept. 21, 2015 vs. the White Sox and has made 170 consecutive relief appearances in the Majors since then.
- Has career marks of 1-3 with a 4.42 ERA in seven career starts and 12-5 with a 3.97 ERA and two saves in 183 career relief appearances.
- Made the Tigers Opening Day roster in 2016.
- Ranked 8th among American League relievers with a 20.4 Inherited Runners Scored Percentage (49 IR/10 S) from 2015-16 (*min. 40 Inherited Runners*)
- Named to the 2013 Florida State League Mid-Season and Postseason All-Star Teams.

2021

- Did not make the Cubs' Opening Day roster, but was recalled five times during the season in which he made 13 Major League appearances.
- Was placed on the COVID-19 Injured List (2/17-27) to begin the Cactus League schedule in Spring Training.
- Was designated for release or assignment on May 7 and was outrighted to Iowa (AAA) two days later. Selected back to the Major League roster on June 20.
- Recorded his second career save in a scoreless inning appearance at WSH (7/31), one day after the Cubs traded incumbent closer Craig Kimbrel to the White Sox.
- Made 19 appearances for Iowa (AAA) and posted a 2.52 ERA and 0.92 WHIP with one save over 25.0 innings pitched.

AWARDS & HONORS

Eastern League Pitcher-of-the-Week
2014: Erie (AA)

Florida State League Postseason All-Star
2013: Lakeland (High-A)

Florida State League Mid-Season All-Star
2013: Lakeland (High-A)

Florida State League Pitcher-of-the-Week
2013: Lakeland (High-A) - Apr. 16-22

Midwest League Pitcher-of-the-Week
2011: West Michigan (A) - July 26-Aug. 1

CAREER MILESTONES

Major League Debut
August 30, 2014 at Chicago White Sox (Game 2)

First Major League Strikeout
August 30, 2014 at Chicago White Sox (Game 2)
(4th inning, Avisail García, swinging)

First Major League Win
August 30, 2014 at Chicago White Sox (Game 2)

First Major League Save
August 4, 2020 vs. Kansas City

100th Career Major League Appearance
May 10, 2019 vs. Milwaukee



CAREER TRANSACTIONS

- Selected by the Detroit Tigers in the 12th round (373rd overall) in the June 2010, First-Year Player Draft.
- On Paternity List, April 5-7, 2017.
- Signed by the Chicago Cubs as a free agent, November 28, 2018.
- On Bereavement List, August 9-12, 2019.
- On Injured List (COVID-19), February 17-28, 2021.
- Signed by the St. Louis Cardinals as a minor league free agent, November 18, 2021.

BACKGROUND/PERSONAL

- Played high school baseball at Auburndale (Fla.) High School where he was 4-4 with a 2.15 ERA and 51 strikeouts in 52 innings.
- Helped his squad to the 2009 District Championship.
- Originally selected by Detroit in the 12th round of the June, 2010 First-Year Player Draft.
- Signed his college letter of intent to play at the University of South Florida.
- Pitched for Team USA Under-18 National Team at the Pan-Am Championships in Venezuela going 1-0 with seven strikeouts over 6.1 scoreless innings.
- Resides in Auburndale, Florida with his wife, Courtney, and their children, Conner and Kynlee.



Catcher Yadier Molina pointing to his name during pregame introductions at the 2015 Major League Baseball All-Star Game at Great American Ball Park in Cincinnati, Ohio, July 14, 2015.



ALI SÁNCHEZ

(AH-lee)

41

HEIGHT	WEIGHT	BATS/THROWS	BIRTH DATE	ML SERVICE
6-1	220	R/R	1/20/1997	0.092

FULL NAME: Ali Miguel Sánchez

BORN: Carora, Venezuela

OPENING DAY AGE: 25

BECAME CARDINAL: Acquired from the New York Mets for cash considerations, February 12, 2021

CONTRACT STATUS: Signed through 2022

MLB DEBUT: August 10, 2020 vs. Washington

CATCHER



SÁNCHEZ, ALI

COMPLETE RECORD

Year	Team	AVG	G	AB	R	H	2B	3B	HR	RBI	SH	SF	HBP	BB	IBB	SO	SB	CS	GDP	SLG	OBP	E
2014	DSL Mets	.303	50	175	21	53	7	0	3	24	2	1	4	27	1	31	6	6	5	.394	.406	5
2015	GCL Mets	.278	46	162	20	45	6	0	0	17	0	0	3	12	2	26	2	0	4	.315	.339	2
	Kingsport	.182	3	11	2	2	0	0	0	3	0	0	0	0	0	2	0	0	0	.182	.182	0
2016	Brooklyn	.216	46	171	15	37	10	0	0	11	0	0	0	10	0	26	2	0	3	.275	.260	6
2017	Columbia	.231	56	182	20	42	3	0	1	15	2	1	2	13	0	26	2	3	6	.264	.288	4
2018	St. Lucie	.274	38	135	11	37	9	0	2	16	0	2	0	5	0	15	1	1	4	.385	.296	2
	Columbia	.259	50	193	26	50	11	1	4	22	0	2	0	10	0	23	1	1	4	.389	.293	3
2019	Syracuse	.179	21	56	5	10	4	0	0	3	0	1	3	5	0	11	0	1	2	.250	.277	2
	Binghamton	.278	71	270	28	75	13	0	1	30	0	0	1	23	3	52	1	0	14	.337	.337	5
2020	New York (NL)	.111	5	9	0	1	0	0	0	0	0	0	0	1	0	3	0	0	2	.111	.200	0
2021	Memphis	.275	70	251	24	69	10	0	4	22	0	1	0	18	0	47	0	2	14	.363	.322	6
	ST. LOUIS	.500	2	4	0	2	2	0	0	0	0	0	0	0	0	0	0	0	0	1.000	.500	0
MINOR TOTALS		.262	451	1606	172	420	73	1	15	163	4	8	13	123	6	259	15	14	56	.336	.318	35
MAJOR TOTALS		.231	7	13	0	3	2	0	0	0	0	0	0	1	0	3	0	0	2	.385	.286	0

Note: Major League Uniform Numbers Worn: 70 (2020), 41 (2021)

REGULAR SEASON FIELDING RECORD

Position	PCT	G	PO	A	E	TC	DP	PB	CS	ATT	PCT	P-OFF
Catcher	1.000	7	36	0	0	36	0	1	0	3	0.0	0

CAREER TRANSACTIONS

- Signed by New York Mets as an International free agent, July 2, 2013.
- Acquired by St. Louis Cardinals from the New York Mets in exchange for cash considerations, February 12, 2021.



2021 SEASON HIGHS

Most Hits: 1, twice. Last: 9/1 [2] at Cincinnati
Most 2B: 1, twice. Last: 9/1 [2] at Cincinnati
Longest Hitting Streak: 2 games, 5/5-present

CAREER HIGHS

Most Hits: 1, 3x. Last: 9/1/21 [2] at Cincinnati
Most 2B: 1, 3x. Last: 9/1/21 [2] at Cincinnati
Most BBs: 1, 9/1/20 at Baltimore
Longest Hitting Streak: 2 games, 5/5/21-present

CAREER NOTES

- Has played in seven Major League games between 2020-21 with the Mets and Cardinals and five have been the second game of a doubleheader.
- Acquired by the Cardinals five days before pitchers and catchers reported for the 2021 season, in exchange for cash considerations from the New York Mets after being designated for assignment.
- Has yet to throw out an attempted base stealer during his MLB career.
- Has thrown out 46.9% of attempted base stealers (190 CS/405 SB ATT) over eight years in the minor leagues.
- Recorded his first Major League hit at NYY (8/28) in the second game of a doubleheader at Yankee Stadium with a single up the middle off Jonathan Loaisiga in the 3rd inning.
- Batted .300 (27-90) with 2 HR, 12 RBI and four doubles in 23 games for Lara in his first season playing in the Venezuela Winter League.
- Played two seasons in the Arizona Fall League, playing for Scottsdale in 2018 and 2019, combined to bat .209 (14-67) with six RBI over 25 games. Posted a .347 on-base pct., during his 2019 season.
- Posted a career-high 18-game hitting streak for Binghamton (AA) June 1-27, 2019, the longest hitting streak in the Eastern League in 2019. Batted .406 (26-64) with seven doubles and nine RBI during the stretch.
- Set career highs in games played (78), hits (87), runs (37), doubles (20), triples (1), home runs (6) and RBI (38), between Columbia (A) and St. Lucie (A) in 2018.
- Was placed on the Injured List twice during the 2017 season, missing time from July 13-22 with a broken left hamate bone. Went back on the Injured List July 25 through the end of the season, which required surgery on July 27.
- Named the Sterling Award Winner for the DSL Mets in 2014, which designates the Most Valuable Player at each level in the Mets organization.
- 2014 Dominican Summer League Mid-Season All-Star.

AWARDS & HONORS

**Dominican Summer League
 Mid-Season All-Star**
 2014: DSL Mets (R)

Sterling Award Winner
 2014: DSL Mets (R)

CAREER MILESTONES

Major League Debut
 August 10, 2020 vs. Washington

First Career Major League Hit
 August 28, 2020 at New York Yankees (G2)
 (3rd inning, single, off Jonathan Loaisiga)

2021

- Was recalled from Memphis (AAA) twice during the season and played in one game each time, both the second game of a doubleheader.
- Hit safely in both games played, cracking a double in each game and did not strike out in four total plate appearances.
- Started at catcher vs. NYM (5/5 - Game 2) and caught for starting pitcher Johan Oviedo. Played the entire game and was 1-for-3 with a double.
- Played in 70 games for Memphis (AAA) starting 63 at catcher while appearing at first base for two innings and was designated hitter for three games.
- Ran off a nine-game hitting streak (6/23-7/7) which included three three-hit games while batting .500 (10-20) with a home run, two doubles and three RBI.
- Had a season-high four hits (4-for-5, 2B, 3 RBI) vs. Gwinnett (7/30).
- Threw out 53.3% of attempted base stealers (16 CS/30 SB ATT) while at Memphis.
- Batted .300 (27-90) with 2 HR, 12 RBI and four doubles in 23 games for Lara in his first season playing in the Venezuela Winter League.

BACKGROUND/PERSONAL

- Originally signed by the New York Mets in 2013.
- Initially played shortstop, but converted to catcher as a teenager prior to signing with the Mets.
- Learned English in order to communicate better with the pitching staff.
- Resides in Carora, Venezuela.

SANCHEZ, ALI



EDMUNDO SOSA

63

HEIGHT	WEIGHT	BATS/THROWS	BIRTH DATE	ML SERVICE
6-0	200	R/R	3/6/1996	1.140

FULL NAME: Edmundo Israel Sosa

BORN: Panama City, Panama

OPENING DAY AGE: 26

BECAME CARDINAL: Signed as an international free agent, July 2, 2017

CONTRACT STATUS: Signed through 2022

MLB DEBUT: Sept. 23, 2018 vs. San Francisco

INFIELDER



COMPLETE RECORD

Year Team	AVG	G	AB	R	H	2B	3B	HR	RBI	SH	SF	HBP	BB	IBB	SO	SB	CS	GDP	SLG	OBP	E
2013 DSL Cardinals	.314	47	169	33	53	8	3	3	27	1	3	3	22	1	15	7	5	1	.450	.396	14
2014 GCL Cardinals	.275	52	207	37	57	8	5	1	23	1	3	4	18	0	29	8	5	3	.377	.341	11
State College	.200	3	5	0	1	0	0	0	0	0	0	0	0	0	2	0	0	0	.200	.200	1
2015 Johnson City	.300	49	200	30	60	8	4	7	16	1	0	6	16	0	38	6	2	2	.485	.369	7
2016 Peoria	.268	88	351	42	94	13	1	3	30	3	3	2	19	0	71	5	4	9	.336	.307	15
Palm Beach	.294	9	34	3	10	0	2	0	4	0	0	0	1	0	8	0	0	0	.412	.314	0
2017 Springfield	.000	1	4	0	0	0	0	0	0	0	0	0	1	0	0	0	0	0	.000	.200	0
GCL Cardinals	.364	6	22	7	8	1	0	1	2	0	0	0	1	0	2	0	0	0	.545	.391	0
Palm Beach	.285	51	193	25	55	10	1	0	14	4	1	1	12	0	34	3	0	5	.347	.329	12
2018 ST. LOUIS	.000	3	2	1	0	0	0	0	0	0	0	0	1	0	1	0	0	0	.000	.333	0
Memphis	.262	56	191	31	50	13	0	5	27	0	1	4	13	2	42	5	2	6	.408	.321	5
Springfield	.276	67	261	34	72	17	1	7	32	2	2	4	9	0	52	1	2	6	.429	.308	11
2019 ST. LOUIS	.250	8	8	2	2	0	0	0	0	0	0	1	1	0	2	1	0	0	.250	.400	0
Memphis	.291	118	453	70	132	18	5	17	62	4	6	16	17	0	96	2	3	9	.466	.335	13
2020 ST. LOUIS	.000	0	0	0	0	0	0	0	0	0	0	0	0	0	0	0	0	0	.000	.000	0
2021 ST. LOUIS	.271	113	288	39	78	8	4	6	27	1	2	17	17	2	63	4	4	8	.389	.346	11
MINOR TOTALS	.283	547	2090	312	592	96	22	44	237	16	19	40	129	3	389	37	23	41	.413	.334	89
MAJOR TOTALS	.268	124	298	42	80	8	4	6	27	1	2	18	19	2	66	5	4	8	.383	.347	11

Note: Major League Uniform Numbers Worn: 63 (2018-present)

WILD CARD SERIES RECORD

Year Team	AVG	G	AB	R	H	2B	3B	HR	RBI	SH	SF	HBP	BB	IBB	SO	SB	CS	GDP	SLG	OBP	E
2020 STL at SD	DID NOT PLAY -- TRAVELED WITH TEAM																				
2021 STL at LAD	.000	1	4	0	0	0	0	0	0	0	0	0	0	0	1	0	0	0	.000	.000	0
W.C. TOTALS	.000	1	4	0	0	0	0	0	0	0	0	0	0	0	1	0	0	0	.000	.000	0

REGULAR SEASON FIELDING RECORD

Position	PCT	G	PO	A	E	TC	DP
Second Base	.988	30	39	41	1	81	14
Third Base	1.000	9	7	7	0	14	0
Shortstop	.961	71	79	169	10	258	30
Outfield	---	1	0	0	0	0	0

**CAREER TRANSACTIONS**

- Signed by the St. Louis Cardinals as an international free agent, July 2, 2017.
- On 45-day Injured List; included injury rehabilitation assignment to Alternate Training Site (Springfield), August 4 - 26, 2020.

2021 SEASON HIGHS

Most Hits: 4, 8/28 at Pittsburgh
Most Runs: 3, twice. Last: 9/3 at Milwaukee
Most 2Bs: 2, 9/19 vs. San Diego
Most 3Bs: 2, 8/28 at Pittsburgh
Most HRs: 1, 6x. Last: 9/15 at New York Mets
Most RBI: 5, 8/28 at Pittsburgh
Most BBs: 1, 17x. Last: 10/3 vs. Chicago Cubs
Most SBs: 1, 4x. Last: 9/5 at Milwaukee
Most HBP: 1, 17x. Last: 9/24 [1] at Chicago Cubs
Longest Hitting Streak: 8 games, 5/18-26

CAREER HIGHS

Most Hits: 4, 8/28/21 at Pittsburgh
Most Runs: 3, twice. Last: 9/3/21 at Milwaukee
Most 2Bs: 2, 9/19/21 vs. San Diego
Most 3Bs: 2, 8/28/21 at Pittsburgh
Most HRs: 1, 6x. Last: 9/15/21 at New York Mets
Most RBI: 5, 8/28/21 at Pittsburgh
Most BBs: 1, 19x. Last: 10/3/21 vs. Chicago Cubs
Most SBs: 1, 5x. Last: 9/5/21 at Milwaukee
Most HBP: 1, 18x. Last: 9/24/21 [1] at Chicago Cubs
Longest Hitting Streak: 8 games, 5/18-26/21

CAREER NOTES

- Panama native has made the Cardinals Opening Day roster each of the last two seasons. Did not play in a game during the 2020 season due to COVID-19.
- Was hit by pitch 18 times in his first 124 career games with the Cardinals, most in franchise history.
- Faced out two triples at Pittsburgh (8/28/21), becoming the 17th Cardinals shortstop in history, and the first since Aaron Miles (2006), with two triples in a game. Was the first Panamanian-born player since Jose Macias for the Chicago Cubs in 2004 and the 10th instance all-time joining Omar Moreno, Ben Ogilvie, Rod Carew, Manny Sanguillen and Chico Salmon.
- Made his Major League debut as a September call-up vs. SF (9/23/18) after 429 career minor league games over six seasons.
- Recorded his first Major League hit at Cincinnati (7/18/19), a pinch-hit single to right field off Jimmy Herget in the 9th inning at Great American Ballpark. Reds' RF Yasiel Puig threw out Harrison Bader at third base on the hit with Sosa getting thrown out after trying to advance to second base on Puig's throw.
- Had arguably his best season as a professional in 2019 playing in 118 games at Memphis (AAA), posting career minor league season highs in home runs (17), RBI (62), runs (70), hits (132) and hit by pitch (16).
- Helped Memphis to a Triple-A National Championship in 2018 and Palm Beach to a Florida State League co-Championship in 2017.
- Batted .273 (3-11) with a double and two runs in seven 2018 PCL postseason games and was 1-for-9 in two games during the 2017 Florida State League playoffs.
- Minor League offensive highlights include a grand slam at Iowa (7/5/19) with a career-high 5 RBI while with Memphis (AAA); and two multi-home run games, coming vs. Tulsa (6/11/18) with Springfield (AA) and at Greenville (8/18/15) with Johnson City (R).

AWARDS & HONORS

Baseball Digest 2021 MLB All-Rookie Team
 2021: St. Louis - "Tenth Man"

Pacific Coast League Championship
 2018: Memphis (AAA)

Triple-A National Championship
 2018: Memphis (AAA)

Florida State League co-Championship
 2017: Palm Beach (High-A)

World Baseball Classic Qualifying Round
 2016: Panama

Midwest League Mid-Season All-Star
 2016: Peoria (A)

Appalachian League Post-Season All-Star
 2015: Johnson City (R)

CAREER MILESTONES

Major League Debut
 September 23, 2018 vs. San Francisco

First Major League Hit
 July 18, 2019 at Cincinnati
 (9th inning, single off Jimmy Herget)

First Major League Home Run
 June 4, 2021 vs. Cincinnati
 (5th inning, solo, off Luis Castillo)



CAREER NOTES CONTINUED...

- Was placed on the 7-day injured list twice with a sprained right ankle (6/1-6/16/17) and a sprained left wrist (6/18-8/25/17), which included rehab assignments to the GCL Cardinals (R) and Springfield (AA).
- Played 17 games for Surprise in the 2017 Arizona Fall League batting .305 with a double, triple and seven RBI.
- Missed time in the minor leagues with injuries in 2016 and 2017. Injured his left wrist in 2016 causing him to miss time from 8/1 through the end of the season. Had a sprained right ankle (6/1-16) and a sprained left wrist (6/18-8/25) in 2017.
- Was rated No. 7 Cardinals prospect by *Baseball America* in 2015; No. 8 and "Best Defensive Infielder" in 2016 by the same publication.
- Played for Team Panama during the 2016 qualifying round of the 2017 World Baseball Classic, before getting eliminated by Colombia. Played in three games and was 1-for-9 with a run scored in three games, getting a start at second base and batted lead-off vs. France (3/19).
- Played 48 games over two seasons for the Aguilas (2019-21) in the Dominican Winter League, batting .268 (52-194) with 3 HR and 15 RBI.

2021

- **NL Leaders:** Hit By Pitch (17, 4th)
- Made the Opening Day roster for the second consecutive season and stayed on the roster the entire season playing in a career-high 113 games.
- Started 59 games at shortstop, 15 at second base and one at third base. Also made one appearance in centerfield during a five-man infield shift at WSH (4/20).
- Missed six games (9/24-30) after getting hit by a pitch from Tommy Nance (9/24 at Chicago Cubs).
- Was HBP in 9 of his first 25 games with a plate appearance (4/4-5/27).
- Batted .364 (20-55) with 2 HR & 10 RBI in August and led the Cardinals in batting, on-base (.453) and slugging (.618).
- Ran off a career-best eight game hitting streak (5/18-26).
- Hit two triples at PIT (8/25) becoming the first Cardinal with two triples in a game since Matt Carpenter (2016). Recorded career-highs with four hits and five RBI in the game (tied for team season-high). He was the first MLB player with two triples, three runs and five RBI since Atlanta's Willie Harris pulled it off vs. the Cardinals in 2007.
- Named to Baseball Digest 2021 MLB All-Rookie Team as the "Tenth Man", designated for a player who appeared at multiple positions.

2021 POSTSEASON: Started at shortstop in the Wild Card game at the Los Angeles Dodgers and played eight innings before being replaced by Paul DeJong. Was 0-for-4 in the game with a strikeout.

BACKGROUND/PERSONAL

- Can be utilized as a possible emergency catcher if the situation arises in a game despite not playing a professional inning at the position.
- Led Panama Metro to a pair of junior national titles in 2012 and 2013.
- Represented Panama at the 18-and-Under World Championships in South Korea in Sept. 2012.
- Resides in Panama City, Panama.
- Has a daughter, Naya Kaela.



ANDERSON TEJEDA

35

(tuh-HAY-tha)

HEIGHT	WEIGHT	BATS/THROWS	BIRTH DATE	ML SERVICE
6-0	200	S/R	5/1/1998	0.112

FULL NAME: Anderson Alexander Tejada**BORN:** Bani, Dominican Republic**OPENING DAY AGE:** 23 (Turns 24 on May 1)**BECAME CARDINAL:** Signed as a minor league free agent, November 9, 2021**CONTRACT STATUS:** Signed through 2022**MLB DEBUT:** August 6, 2020 at Oakland**INFILDER (NON-ROSTER)**

COMPLETE RECORD

Year	Team	AVG	G	AB	R	H	2B	3B	HR	RBI	SH	SF	HBP	BB	IBB	SO	SB	CS	GDP	SLG	OBP	E
2015	DSL Rangers 1	.277	14	47	4	13	2	2	0	8	0	0	0	8	0	11	2	2	1	.404	.382	2
	DSL Rangers 2	.323	41	158	32	51	17	4	4	32	1	1	3	17	0	38	7	5	2	.557	.397	24
2016	Spokane	.277	23	94	15	26	0	1	8	19	0	0	0	5	0	33	1	0	1	.553	.313	9
	AZL Rangers	.293	32	133	22	39	12	6	1	21	0	1	0	8	0	36	1	0	0	.496	.331	13
	DSL Rangers 1	.262	11	42	9	11	2	3	1	7	0	0	0	5	0	4	5	0	0	.524	.340	3
2017	Hickory	.247	115	401	68	99	24	*9	8	53	3	4	2	36	0	132	10	7	5	.411	.309*	30
2018	Down East	.259	121	467	76	121	17	5	19	74	0	3	3	49	2	142	11	4	9	.439	.331	20
2019	Down East	.234	43	158	22	37	10	1	4	24	0	3	3	17	0	58	9	4	1	.386	.315	6
2020	Texas	.253	23	75	7	19	4	1	3	8	0	0	0	2	0	30	4	1	2	.453	.273	3
2021	Round Rock	.152	28	99	13	15	1	1	3	12	1	0	0	11	0	47	8	2	1	.273	.236	8
	Frisco	.200	47	175	19	35	8	0	9	20	1	0	1	15	0	82	2	1	1	.400	.267	15
	ACL Rangers#	.429	4	14	5	6	3	0	0	1	0	0	0	1	0	3	1	0	0	.643	.467	0
	Texas	.063	5	16	1	1	0	0	0	0	0	0	0	1	0	10	1	0	0	.063	.118	0
MINOR TOTALS		.253	479	1788	285	453	96	32	57	271	6	12	12	172	2	586	57	25	21	.438	.321	130
MAJOR TOTALS		.220	28	91	8	20	4	1	3	8	0	0	0	3	0	40	5	1	2	.385	.245	3

* Led League

Injury Rehabilitation Assignment

Note: Major League Uniform Numbers Worn: 71 (2020), 19 (2021)

REGULAR SEASON FIELDING RECORD

Position	PCT	G	PO	A	E	TC	DP
Second Base	1.000	5	7	6	0	13	1
Third Base	1.000	5	4	6	0	10	2
Shortstop	.944	18	12	39	3	54	8

CAREER TRANSACTIONS

- Signed by the Texas Rangers as an International Free Agent, September 8, 2014.
- Signed by the St. Louis Cardinals as a minor league free agent, November, 9, 2021.



2021 SEASON HIGHS

Most Hits: 1, 4/10 vs. San Diego
Most Runs: 1, 4/10 vs. San Diego
Most BBs: 1, 4/10 vs. San Diego
Most SBs: 1, 4/10 vs. San Diego
Longest Hitting Streak: 1 game, 4/10

CAREER HIGHS

Most Hits: 2, 5x. Last: 9/18/20 at Los Angeles Angels
Most Runs: 1, 8x. Last: 4/10/21 vs. San Diego
Most 2Bs: 1, 4x. Last: 9/21/20 at Los Angeles Angels
Most HRs: 1, 3x. Last: 9/20/20 at Los Angeles Angels
Most RBI: 3, 8/6/20 at Oakland
Most BBs: 1, 3x. Last: 4/10/21 vs. San Diego
Most SBs: 1, 5x. Last: 4/10/21 vs. San Diego
Longest Hitting Streak: 4 games, twice. Last: 9/20-23/20

CAREER NOTES

- Made his Major League debut starting at second base on Aug. 6, 2020 for the Texas Rangers as a 21-year old during the pandemic-shortened 2020 season. Had never played above the High-A level in the minor leagues.
- Became the first Ranger since Pete Incaviglia in 1986 to play in the Major Leagues without playing at the AA or AAA level.
- Has appeared in 28 games defensively in the Major Leagues with 18 at shortstop, five at second base and five at third base.
- Converted to switch-hitting prior to the 2019 season and has batted .174 (4-23, HR) right-handed and .235 (16-68, 2 HR) left-handed in his Major League career.
- Was 2-for-4 with a home run, stolen base and three RBI in his MLB debut vs. OAK becoming the 9th Rangers player to homer in his debut and first since Nomar Mazara (4/10/2016).
- Joined Ruben Sierra (1986) as the only Rangers to homer from both sides of the plate in their first five career games.
- Blasted a 451-foot home run at Los Angeles Angels (9/20/20), the longest home run by a Texas batter in 2020 according to *Statcast*.
- Served as the Rangers primary shortstop over the final month of the 2020 season starting 16 games at shortstop (2 at second base) in the month of September.
- Was one of five Rangers to make the jump from High-A to the Major Leagues in 2020.
- Rated as the Texas Rangers "Best Defensive Infielder" and "Best Infield Arm" by *Baseball America* during the 2020 and 2021 seasons.
- Played for Licey in the Dominican Winter League in 2020 and 2021. Batted .300 (12-40) with a home run, five doubles and four RBI in 11 games.
- 2018 Carolina League Mid-Season and Postseason All-Star as a member of Down East (High-A), earning two Player-of-the-Week honors during the season. Posted career high totals in home runs (19), hits (121), runs (76), games played (121) and stolen bases (11). Ranked among Carolina League leaders in HR (T5th), runs (2nd), RBI (3rd), triples (T8th) and extra base hits (T5th).

AWARDS & HONORS

Carolina League Post-Season All-Star
2018: Down East (High-A)

Carolina League Mid-Season All-Star
2018: Down East (High-A)

Carolina League Player-of-the-Week
2018: Down East (High-A) - May 21-27
2018: Down East (High-A) - Aug. 13-19

MiLB.com Organization All-Star
2018: Texas Rangers
2016: Texas Rangers

CAREER MILESTONES

Major League Debut
August 6, 2020 at Oakland

First Career Major League Hit
August 6, 2020 at Oakland
(5th inning, single, off Mike Fiers)

First Career Major League Home Run
August 6, 2020 at Oakland
(7th inning, 2-run, off Mike Fiers)

First Career Major League Stolen Base
August 6, 2020 at Oakland
(5th inning, second base)

- Led the South Atlantic League with nine triples and 30 errors in 2017. Ranked 2nd in RBI (53) and T-4th in home runs (8).
- Played in two Northwest League postseason games in 2016, batting .333 (3-9) with a double for Spokane (SS-A).
- His 10 triples in 2016 between three affiliates was tied for the organizational lead among Rangers farmhands.
- Has committed 130 errors over six minor league seasons.



2021

- Entered the season ranked as the Rangers No. 10 prospect and "Best Defensive Infielder" and "Best Infield Arm" by *Baseball America*.
- Began at the Rangers Alternate Training Site and played 79 games in the minor leagues between Round Rock (AAA), Frisco (AA) and the Arizona Complex League Rangers (R).
- Was recalled from Round Rock (AAA) on April 9 and played in five games for the Rangers before being optioned back (4/17).
- Went 1-for-3 with a single, stolen base and a walk vs. San Diego (4/10).
- Was placed on the 7-day Injured list (8/21-10/4) which included a rehabilitation assignment to the Arizona Complex League where he batted .429 (6-14) with three doubles over four games.

BACKGROUND/PERSONAL

- Converted to switch-hitting prior to the start of the 2019 season in which he played for Down East (High-A) in the Carolina League.
- Was signed by Roberto Aquino and Rodolfo Rosario.
- Resides in Bani, Dominican Republic, the same hometown which produced Major League players Miguel Tejada, José Ramírez, Juan Uribe, Luis Castillo and Erick Aybar.

TEJEDA, ANDERSON



With Kolten Wong on third base and one out in the 10th inning, Yadier Molina celebrates as he hits a walk-off sacrifice fly in a 5-4 win over the Braves in Game 4 of the 2019 National League Division Series at Busch Stadium III, October 7, 2019.



CONNOR THOMAS

86

HEIGHT	WEIGHT	BATS/THROWS	BIRTH DATE	ML SERVICE
5-11	195	L/L	5/29/1998	0.000

FULL NAME: Sidney Connor Thomas

BORN: Tifton, Georgia

OPENING DAY AGE: 23 (Turns 24 on May 29)

BECAME CARDINAL: Selected in the fifth round (155th overall) of the June, 2019 First-Year Player Draft

CONTRACT STATUS: Signed through 2022

PITCHER (NON-ROSTER)



COMPLETE RECORD

Year Team	W-L	ERA	G	GS	CG	GF	SHO	SV	IP	H	R	ER	HR	HBP	BB	IBB	SO	WP	BK	BA
2019 Peoria	2-1	3.62	10	2	0	1	0	1	27.1	25	12	11	2	0	9	0	19	2	0	.248
State College	2-0	4.02	5	2	0	0	0	0	15.2	17	9	7	0	1	1	0	17	0	0	.255
2020	DID NOT PLAY - NO MILB SEASON																			
2021 Memphis	6-4	3.10	22	14	+2	1	0	1	101.2	108	51	35	11	3	30	0	92	3	2	.269
Springfield	0-2	4.87	4	4	0	0	0	0	20.1	26	13	11	5	3	3	0	24	0	0	.321
MINOR TOTALS	10-7	3.49	41	22	2	2	0	2	165.0	176	85	64	18	7	43	0	152	5	2	.272

+ Tied for League Lead

CAREER NOTES

- Enters the 2022 season rated as the No. 28 prospect in the Cardinals organization by *Baseball America*.
- Ascended to Triple-A Memphis in his third professional season despite missing the entire 2020 season due to COVID-19 protocols canceling the minor league season.
- Made only four starts in his first season between Peoria (A) and State College (SS-A), then became a starting pitcher in 2021 where he made a combined 18 starts.
- Is the highest Cardinals draft pick from Georgia Tech since shortstop Tyler Greene in the 1st round (30th overall) in 2005.

2021

- Established a career-high with 26 appearances and 18 starts between Springfield (AA) and Memphis (AAA).
- Ranked 2nd among Cardinals minor league pitchers with 122.0 innings pitched. Also finished in the Top 10 in games started (18, T-9th), wins (6, T-6th) and strikeouts (116, 4th).
- Tied for the Triple-A East Lead with two complete games, both six inning efforts (at Norfolk 8/15; at Gwinnett 9/4).
- Recorded a two-inning save vs. Norfolk (7/16).
- Began the season in Springfield, made four starts, and was promoted to Memphis on 5/25 where he spent the remainder of the season.
- Struck out a career-high 11 over 6.1 innings at Jacksonville (9/23) in a no-decision.

- Compiled a streak of 18.0 consecutive scoreless innings from 6/29-7/20.
- Finished the season strong with a 1.48 ERA in September, amassing 30.1 innings pitched.

BACKGROUND/PERSONAL

- Graduated from Tift County (Ga.) High School.
- Played college baseball at Georgia Tech where he was a two-time All-Atlantic Coast Conference First Team honoree.
- His first college pitching appearance was at a Major League Baseball stadium coming on in relief at Truist Park against Georgia (5/9/2017), before making a game appearance at Russ Chandler Stadium (Georgia Tech's home ballpark).
- Set the school record with 1.55 walks/9 IP over his career (220.1 IP) and ranked 40th in NCAA Division I during his junior year. Did not walk more than two batters in any of his 16 starts in 2019.
- Became the first Georgia Tech left-handed pitcher since Buck Farmer to post back-to-back 100 strikeout seasons.
- National Pitcher of the Week for Collegiate Baseball and Perfect Game/Rawlings (4/30/2018).
- Led the ACC in shutouts (2) and ranked 4th in strikeouts and 5th in ERA during his junior season in 2019.
- Resides in Omega, Georgia.



ZACK THOMPSON

57

HEIGHT	WEIGHT	BATS/THROWS	BIRTH DATE	ML SERVICE
6-2	225	L/L	10/28/1997	0.000

FULL NAME: Zachary David Thompson

BORN: Selma, Indiana

OPENING DAY AGE: 24

BECAME CARDINAL: Selected in the first round (19th overall) in the June, 2019 First-Year Player Draft

CONTRACT STATUS: Signed through 2022

PITCHER (NON-ROSTER)



COMPLETE RECORD

Year	Team	W-L	ERA	G	GS	CG	GF	SHO	SV	IP	H	R	ER	HR	HBP	BB	IBB	SO	WP	BK	BA
2019	Palm Beach	0-0	4.05	11	0	0	2	0	0	13.1	16	6	6	0	3	4	0	19	2	0	.302
	GCL Cardinals	0-0	0.00	2	2	0	0	0	0	2.0	3	1	0	0	0	0	0	4	0	0	.300
2020	DID NOT PITCH -- ALTERNATE TRAINING SITE ONLY																				
2021	Memphis	2-10	7.06	22	19	0	2	0	2	93.0	114	76	73	18	6	57	0	82	8	0	.302
MINOR TOTALS		2-10	6.56	35	21	0	4	0	2	108.1	133	83	79	18	9	61	0	105	10	0	.302

CAREER TRANSACTIONS

- Selected by the Tampa Bay Rays in the 11th round (330th overall) of the June, 2016 First-Year Player Draft, but did not sign.
- Selected by the St. Louis Cardinals in the first round (19th overall) of the June, 2019 First-Year Player Draft.

CAREER NOTES

- Has been invited to Major League Spring Training as a non-roster invitee for the third consecutive season (2020-22).
- Is the first Cardinal to wear uniform No. 57 since the death of pitcher Darryl Kile, June 18, 2002.
- Was the first left-handed pitcher drafted by the Cardinals in the first round since Marco Gonzales (2013).
- Enters the 2022 season as the No. 12 prospect in the Cardinals organization by *Baseball America*.
- Previously rated as having the "Best Curveball" in the Cardinals organization in 2021 by *Baseball America's* "Best Tools" survey.

2021

- Entered the season as the No. 5 prospect in the Cardinals organization by both *Baseball America* and *MLB.com*.
- Attended Major League Spring Training as a non-roster player.
- Ranked among Cardinals minor leaguers in losses (10, T-1st), starts (19, T-6th), innings pitched (93.0, 9th), earned runs (73, 2nd), and strikeouts (82, 5th).
- Pitched 6.0 innings or longer in three starts (all quality).
- Appeared in 22 games while making 19 starts. Was 2-10 with a 6.91 ERA as a starter, and recorded a 8.18 ERA as a reliever.
- Earned two saves (both being 3.0+ innings), and followed Kwang Hyun Kim's rehab start in his third outing.
- Opposing Triple-A hitters batted .302/.400/.516 (114-378)
- His best months came in July and August, where he went 2-1 with a 4.43 ERA (44.2 IP) and 31 strikeouts in nine games (eight starts).

AWARDS & HONORS

Arizona Fall League Rising Star
2021: Glendale Desert Dogs



- Following the season, pitched for the Glendale Desert Dogs in the Arizona Fall League. Went 3-0 with a 1.56 ERA (17.1IP), one save, and 22 strikeouts in nine games.
- Ranked among AFL leaders in wins (T-2nd), ERA (3rd), strikeouts (7th), walks (15, T-4th)
- Named to pitch in the annual Fall Stars Game, allowing one run with one strikeout in one inning.

BACKGROUND/PERSONAL

- Graduated from Wapahani High School in Selma, Ind., the same high school as former Cardinals outfielder Jeremy Hazelbaker.
- Posted a 23-2 record with an 0.98 ERA (185.2 IP), going undefeated during his sophomore (13-0) and junior (6-0) seasons.
- Named Indiana All-State three consecutive years from his sophomore to senior seasons.
- Originally selected by Tampa Bay in the 11th round of the 2019 June, First-Year Player Draft, but did not sign to attend the University of Kentucky.
- Pitched three seasons for the Wildcats (2017-19), going 6-5 with a 3.20 ERA (196.2 IP) and 268 strikeouts.

- Was 6-1 with a 2.40 ERA and 130 strikeouts in 90.0 innings his junior season. Ranked 5th in NCAA Division 1 in strikeouts and 11th in strikeouts/9 IP (11.00).
- His 130 strikeouts during his junior season were the most by a left-handed pitcher in school history, breaking James Paxton's mark.
- Pitched for Brewster in the 2018 Cape Cod League.
- Pitched for the 2018 USA Baseball Collegiate National Team that went 12-3 overall in three series against Chinese Taipei, Japan and Cuba.
- 2019 Dick Howser Trophy Semi-Finalist, Golden Spikes Award Semi-Finalist, 2nd Team All-Southeastern Conference, 3rd Team All-American by *Baseball America* and *Rawlings/ABCA*.
- In 2019, became the 4th-highest draft pick and the 6th first round pick in Kentucky baseball history, joining Evan White (2017), Alex Meyer (2011), Joe Blanton (2002), Chad Green (1996) and Everett Murray (1975).
- Resides in St. Pete Beach, Florida.



Yadier Molina and Adam Wainwright celebrate Wainwright's MLB-leading fifth complete game of 2013, August 23, 2013 at Busch Stadium III.



DREW VERHAGEN

34

(VER-hay-gen)

HEIGHT	WEIGHT	BATS/THROWS	BIRTH DATE	ML SERVICE
6-7	230	R/R	10/22/1990	3.066

FULL NAME: Drew Edward VerHagen**BORN:** Royse City, Texas**OPENING DAY AGE:** 31 (Turns 32 on October 22)**BECAME CARDINAL:** Signed as a free agent, March 11, 2021**CONTRACT STATUS:** Signed through 2023**MLB DEBUT:** July 19, 2014 vs. Cleveland (Game 1)**PITCHER**

COMPLETE RECORD

Year	Team	W-L	ERA	G	GS	CG	GF	SHO	SV	IP	H	R	ER	HR	HBP	BB	IBB	SO	WP	BK	BA
2012	Lakeland	0-3	3.67	8	6	0	0	0	0	27.0	20	13	11	0	3	14	0	17	8	0	.206
	GCL Tigers	0-0	2.25	2	0	0	0	0	0	4.0	5	2	1	0	0	0	0	2	0	0	.313
2013	Erie	2-5	3.00	12	12	1	0	1	0	60.0	53	24	20	3	4	17	0	40	5	0	.207
	Lakeland	5-3	2.81	12	11	0	1	0	0	67.1	49	27	21	1	5	27	1	35	4	0	.240
2014	Toledo	6-7	3.67	19	19	0	0	0	0	110.1	117	47	45	5	8	25	1	63	5	0	.275
	Detroit	0-1	5.40	1	1	0	0	0	0	5.0	5	3	3	0	0	3	0	4	0	0	.294
2015	Toledo	1-3	3.58	15	0	0	5	0	1	27.2	26	13	11	0	1	11	0	21	2	0	.265
	Erie	2-0	2.70	5	0	0	3	0	2	6.2	6	2	2	1	0	2	0	5	2	0	.261
	Detroit	2-0	2.05	20	0	0	2	0	0	26.1	18	6	6	1	1	14	2	13	1	0	.200
2016	Toledo	0-0	13.50	1	0	0	0	0	0	0.2	1	1	1	1	0	0	0	1	0	0	.333
	Detroit	1-0	7.11	19	0	0	4	0	0	19.0	28	15	15	3	1	7	1	10	1	0	.346
2017	Toledo	7-7	4.90	19	19	0	0	0	0	97.1	108	59	53	7	4	43	1	69	2	0	.287
	Detroit	0-3	5.77	24	2	0	4	0	0	34.1	42	22	22	10	0	9	1	25	4	0	.311
2018	Toledo	2-1	1.65	10	6	0	1	0	0	32.2	18	7	6	0	0	10	0	51	1	0	.155
	Detroit	3-3	4.63	41	1	0	4	0	0	56.1	46	29	29	6	3	19	0	53	6	0	.222
2019	Toledo	4-2	4.42	11	11	0	0	0	0	53.0	61	29	26	5	4	13	0	51	0	0	.289
	Lakeland#	1-0	0.00	1	0	0	0	0	0	1.0	0	0	0	0	0	0	0	0	0	0	.000
	Detroit	4-3	5.90	22	4	0	3	0	0	58.0	70	40	38	9	4	23	1	51	3	0	.304
2020	Nippon Ham (JP)	8-6	3.22	18	--	1	--	1	0	111.2	91	45	40	7	6	29	2	115	4	0	---
2021	Nippon Ham (JP)	5-8	3.84	20	--	0	--	0	0	96.0	90	45	41	7	6	33	1	100	1	0	---
MINOR TOTALS		30-31	3.64	115	84	1	10	1	3	487.2	464	224	197	23	29	162	3	355	29	0	.254
JAPAN TOTALS		13-14	3.49	39	--	1	--	1	0	208.2	182	90	81	14	12	62	3	216	5	0	---
MAJOR TOTALS		10-10	5.11	127	8	0	17	0	0	199.0	209	115	113	29	9	75	5	156	15	0	.275

Injury Rehabilitation Assignment * Led League +Tied for League Lead

Note: Major League Uniform Numbers Worn: 64 (2014), 54 (2015-19)

REGULAR SEASON FIELDING RECORD

Position	PCT	G	PO	A	E	TC	DP
Pitcher	1.000	127	4	26	0	30	2



REGULAR SEASON BATTING RECORD

Year Team	AVG	G	AB	R	H	2B	3B	HR	RBI	SH	SF	HBP	BB	IBB	SO	SB	CS	GDP	SLG	OBP	E
MAJOR TOTALS	.000	127	1	0	0	0	0	0	0	0	0	0	0	0	0	0	0	0	.000	.000	0
JAPAN TOTALS	.000	39	0	0	0	0	0	0	0	0	0	0	0	0	0	0	0	0	.000	.000	0

CAREER TRANSACTIONS

- Selected by the Detroit Tigers in the fourth round (154th overall) of the 2012 June, First-Year Player Draft.
- On Detroit injured list (stress reaction in spine), September 1 to end of season, 2014.
- On Detroit injured list (right shoulder thoracic outlet syndrome), May 23 to end of season, 2016.
- On Detroit injured list (broken nose), June 20 - July 8, 2018; included injury rehabilitation assignment to Toledo (AAA).
- On Detroit injured list (strained right forearm), March 26 - April 6, 2019; included injury rehabilitation assignment to Lakeland (A).
- Signed by the Hokkaido Nippon-Ham Fighters of the Japan Pacific League, November 27, 2019.
- Signed by the St. Louis Cardinals as a free agent, March 11, 2021.

CAREER NOTES

- Joins the Cardinals on a two-year free agent deal after playing the last two seasons (2020-21) in the Japanese Pacific League for Nippon-Ham Fighters, compiling a 13-14 record with a 3.49 ERA over 39 appearances.
- Racked up 100 or more strikeouts in both of his professional seasons in Japan.
- Ranked among 2020 Japanese Pacific League leaders in wins (8, T-7th), strikeouts (115, 3rd) and strikeout/walk ratio (3.97, 5th).
- Was drafted by the Detroit Tigers in 2012, his only Major League organization before joining the Cardinals.
- Is 2-5 with a 7.54 ERA in eight career Major League starts and 8-5 with a 4.56 ERA in 119 career relief appearances.
- Spent five different stints on the Injured List causing him to miss parts of five MLB seasons (2013, 2014, 2016, 2018, 2019). His injuries in 2014 and 2016 ran through the end of the regular season.
- Has not committed an error in 30 career MLB chances credited with two double plays turned.
- Made his Major League debut in the first game of a doubleheader vs. Cleveland (5/19/14) at Comerica Park opposing 2014 Cy Young Winner Corey Kluber. Struck out his first two batters faced (Jason Kipnis & Asdrubal Cabrera). Took the loss in 5.1 innings of work and returned to Toledo (AAA).
- Earned his first Major League win in 2015 in the second game of a doubleheader at Cleveland (9/13) with two scoreless innings of relief behind starting pitcher Randy Wolf, in a 9-2 victory opposing Trevor Bauer.
- Ran off a career-high 17.0 inning scoreless streak (8/22-9/16/15), 2nd-longest on the Tigers behind Anibal Sanchez (21.2) in 2015; and the only pitcher in MLB who didn't allow a run from 8/22-9/15/15 during that stretch (min. 15 IP).
- Appeared on the Detroit Tigers Opening Day roster for the first time in 2016 and appeared in 19 games, all in relief.
- Appeared in a career-high 41 games for Detroit in 2018 with 53 strikeouts, his highest MLB total for a regular season.
- Only non-pitching related injury came at Cincinnati (6/19/18) when he was hit in the face, causing a nasal fracture, on a return throw from shortstop Jose Iglesias while he was covering first base on a 3-6-1 double play.

CAREER HIGHS

Most IP (Starter): 6.0, 8/23/19 at Minnesota
Most IP (Relief): 5.0, twice. Last: 8/16/19 at Tampa Bay
Most Strikeouts (Starter): 11, 8/23/19 at Minnesota
Most Strikeouts (Relief): 6, 9/3/19 at Kansas City
Most Walks (Starter): 4, 7/25/19 at Seattle
Most Walks (Relief): 4, 7/5/15 vs. Toronto
Most Runs Allowed (Starter): 7, twice. Last: 7/25/19 at Seattle
Most Runs Allowed (Relief): 6, twice. Last: 9/19/19 at Cleveland
Most ER Allowed (Starter): 7, 6/4/18 vs. New York Yankees
Most ER Allowed (Relief): 6, twice. Last: 9/19/19 at Cleveland
Most Hits Allowed (Starter): 10, 7/30/19 at Los Angeles Angels
Most Hits Allowed (Relief): 7, twice. Last: 9/19/19 at Cleveland
Most HRs Allowed: 3, 6/4/18 vs. New York Yankees
Longest Winning Streak: 3 games, 3x. Last: 8/6/-8/23/19
Longest Losing Streak: 5 games, 7/24/17-6/4/18
Longest Scoreless Streak: 17.0, 8/22-9/16/15
10+ Strikeout Games: 1. 11, 8/23/19 at Minnesota
Last Start: 8/23/19 at Minnesota

- His last Major League appearance was Sept. 25, 2019 in a 4.1 inning relief appearance vs. Minnesota.
- Last MLB start may have been his best, as he posted career highs in innings pitched (6.0) and his only double-digit strikeout game in professional baseball as he fanned 11 at Minnesota (8/23/19), in a 9-6 win at Target Field.
- Ranked 3rd on the 2019 Tigers with 10 grounded into double plays induced and T-4th with a career-high four wins.
- Named Tigers Minor League Pitcher of the Month twice during the 2018 season (May & August) with Toledo and once in 2013 (July) with Erie (AA).
- Was on the minor league 7-day injured list in 2013 with a right shoulder contusion (4/24-5/2).
- Played for three different colleges in his career (Oklahoma in 2010, Navarro JC in 2011 and Vanderbilt in 2012).



2021

- Pitched his second straight season for Nippon-Ham Fighters in the Japan Pacific League making 20 appearances while posting a 5-8 record with a 3.84 ERA over 96.0 innings.
- Ranked 16th in the league with 100 strikeouts, his second straight season with 100 or more strikeouts.
- Posted a 3.03 strikeout/walk ratio.
- Ranked T-4th in the JPL with six hit batsmen.

BACKGROUND/PERSONAL

- Graduated from Rockwall Heath (TX) High School in 2009 where he was first team All-District selection in 2007 and 2008. Did not pitch his senior season (2009) due to injury but still batted .333 with four home runs. Was named team MVP in 2008.
- Selected to play in the Perfect Game AFLAC Game in 2007.
- As an amateur, played baseball in China when he was 12 years old and also in the Connie Mack World Series for the Dallas Tigers in 2009.
- Originally signed with Oklahoma University out of high school and made six appearances for the Sooners' World Series qualifying squad in 2010, posting a 3.38 ERA over 13.1 innings and six appearances.
- Transferred from Oklahoma to Navarro College (TX) and was a part of the 2011 Junior College World Series Championship Team posting a 2-2 record with a 1.50 ERA over 24.0 innings pitched.
- Finished his collegiate baseball career at Vanderbilt University in 2012 and led the Commodores with a 3.50 ERA in 27 appearances posting a 6-3 record with two saves.
- Was college teammates with Giants' Mike Yastrzemski and Athletics' Tony Kemp. Was coached by current Reds' pitching coach Derek Johnson and Josh Holliday, brother of former Cardinals outfielder Matt.
- Played for Hyannis in the Cape Cod League in 2010 and was 0-1 with a 1.66 ERA in 21.2 IP.
- His brother Derek pitched at Texas Christian University where he was a college teammate of former Cardinals infielder Matt Carpenter.
- Is nicknamed "Dutch".
- Resides in Rockwall, Texas.

AWARDS & HONORS

Tigers Minor League Player of the Month

- 2018: Toledo (AAA) - August
- 2018: Toledo (AAA) - May
- 2013: Erie (AA) - July

International League Pitcher of the Week

- 2017: Toledo (AAA) - May 30-June 4

Eastern League Pitcher of the Week

- 2013: Erie (AA) - July 7-13

NJCAA JUCO World Series Champions

- 2011: Navarro College (TX)

CAREER MILESTONES

Major League Debut

- July 19, 2014 vs. Cleveland (Game 1)

First Major League Win

- September 13, 2015 at Cleveland (Game 2)

First Major League Strikeout

- July 19, 2014 vs. Cleveland (Game 1)
(1st inning, Jason Kipnis, swinging)

100th Major League Strikeout

- September 17, 2019
(8th inning, Ehire Adrianza, swinging)

VENHAGEN, DREW



BRANDON WADDELL

70

(wah-DELL)

HEIGHT	WEIGHT	BATS/THROWS	BIRTH DATE	ML SERVICE
6-3	185	L/L	6/3/1994	0.106

FULL NAME: Brandon David Waddell

BORN: Houston, Texas

OPENING DAY AGE: 27 (Turns 28 on June 3)

BECAME CARDINAL: Claimed off waivers from the Baltimore Orioles, June 6, 2021

CONTRACT STATUS: Signed through 2022

MLB DEBUT: August 14, 2020 at Cincinnati

PITCHER



WADDELL, BRANDON

COMPLETE RECORD

Year Team	W-L	ERA	G	GS	CG	GF	SHO	SV	IP	H	R	ER	HR	HBP	BB	IBB	SO	WP	BK	BA
2015 West Virginia	1-1	5.75	6	6	0	0	0	0	20.1	24	14	13	0	0	7	0	18	3	0	.276
2016 Altoona	7-9	4.12	22	20	0	1	0	0	118.0	122	60	54	9	7	61	1	94	7	0	.271
Bradenton	4-0	0.93	5	5	0	0	0	0	29.0	13	3	3	1	0	2	0	26	2	0	.133
2017 Altoona	3-3	3.55	15	15	0	0	0	0	66.0	60	28	26	3	4	27	0	56	3	0	.240
West Virginia	1-0	1.00	2	2	0	0	0	0	9.0	5	1	1	1	0	3	0	11	0	0	.167
GCL Pirates	1-0	0.00	1	0	0	0	0	0	3.0	1	0	0	0	0	0	0	4	0	0	.100
2018 Indianapolis	5-8	4.19	19	15	0	0	0	0	81.2	91	42	38	3	2	36	0	60	1	1	.285
Altoona	2-1	2.68	9	8	0	0	0	0	53.2	39	18	16	4	4	19	0	43	3	0	.206
2019 Indianapolis	3-7	8.70	29	7	0	4	0	1	61.0	78	62	59	11	0	40	1	69	3	0	.302
Altoona	3-1	2.23	7	7	0	0	0	0	36.1	29	10	9	0	1	9	0	42	1	0	.216
2020 Pittsburgh	0-0	2.70	2	0	0	1	0	0	3.1	2	1	1	0	0	2	0	2	0	0	.167
2021 Memphis	2-0	2.45	9	0	0	1	0	0	11.0	12	4	3	1	0	3	0	10	1	0	.286
Norfolk	0-0	0.00	2	0	0	0	0	0	2.1	2	0	0	0	0	0	0	2	0	0	.250
Minnesota	0-1	11.25	4	0	0	2	0	0	4.0	10	6	5	2	0	3	0	1	0	0	.455
Baltimore	0-0	0.00	1	0	0	1	0	0	1.0	0	0	0	0	0	1	0	0	0	0	.000
ST. LOUIS	0-0	4.15	4	0	0	2	0	0	4.1	4	2	2	0	0	5	0	6	1	0	.235
MINOR TOTALS	32-30	4.07	126	85	0	6	0	1	491.1	476	242	222	33	18	207	2	435	24	1	.254
MAJOR TOTALS	0-1	5.68	11	0	0	6	0	0	12.2	16	9	8	2	0	11	0	9	1	0	.296

Note: Major League Uniform Numbers Worn: 68 (2020), 58 (2021), 49 (2021), 70 (2021-present)

REGULAR SEASON FIELDING RECORD

Position	PCT	G	PO	A	E	TC	DP
Pitcher	-	11	0	0	0	0	0

REGULAR SEASON BATTING RECORD

Year Team	AVG	G	AB	R	H	2B	3B	HR	RBI	SH	SF	HBP	BB	IBB	SO	SB	CS	GDP	SLG	OBP	E
2021 ST. LOUIS	.000	4	1	0	0	0	0	0	0	0	0	0	0	0	1	0	0	0	.000	.000	0
MAJOR TOTALS	.000	4	1	0	0	0	0	0	0	0	0	0	0	0	1	0	0	0	.000	.000	0



CAREER TRANSACTIONS

- Selected by the Pittsburgh Pirates in the 5th round (157th overall) of the June, 2015 First-Year Player Draft.
- Selected off waivers by the Minnesota Twins from the Pittsburgh Pirates, October 30, 2020.
- Selected off waivers by the Baltimore Orioles from the Minnesota Twins, May 8, 2021.
- Selected off waivers by the St. Louis Cardinals from the Baltimore Orioles, June 6, 2021.

2021 SEASON HIGHS

Most IP: 2.0, 4/14 vs. Boston
Most Strikeouts: 2, twice. Last: 7/9 at Chicago Cubs
Most Walks: 2, 7/7 at San Francisco
Most Runs Allowed: 3, twice. Last: 5/4 vs. Texas
Most ER Allowed: 3, 5/3 vs. Texas
Most Hits Allowed: 4, 4/14 vs. Boston
Most HRs Allowed: 1, twice. Last: 5/4 vs. Texas
Longest Winning Streak: n/a
Longest Losing Streak: 1 game, 5/4-present
Longest Scoreless Streak: 3.2, 5/27-7/4

CAREER HIGHS

Most IP: 2.0, twice. Last: 4/14/21 vs. Boston
Most Strikeouts: 2, 3x. Last: 7/9/21 at Chicago Cubs
Most Walks: 2, twice. Last: 7/7/21 at San Francisco
Most Runs Allowed: 3, twice. Last: 5/4/21 vs. Texas
Most ER Allowed: 3, 5/3/21 vs. Texas
Most Hits Allowed: 4, 4/14/21 vs. Boston
Most HRs Allowed: 1, twice. Last: 5/4/21 vs. Texas
Longest Winning Streak: n/a
Longest Losing Streak: 1 game, 5/21/21-present
Longest Scoreless Streak: 5.0, 8/20/20-4/14/21

CAREER NOTES

- Has been claimed off waivers three times in his career, most recently by St. Louis from the Baltimore Orioles on June 6, 2021.
- Made his Major League debut in 2020 with Pittsburgh at Cincinnati, striking out Jesse Winker (looking) in his first batter faced.
- Member of the 2015 NCAA National Championship team with the University of Virginia. Went 2-0 with a 2.62 ERA in five starts during the 2015 NCAA Tournament, and was winning pitcher in the third and deciding game of the College World Series.
- He was also member of Univ. of Virginia team that finished 2nd overall in 2014 to national champion Vanderbilt.
- Named to the All-College World Series team for a second straight season in 2015 to become the first person to do so in consecutive seasons since South Carolina's Michael Roth and Christian Walker (2011 & 2012)

2021

- Prior to Spring Training, was claimed off waivers by Minnesota from Pittsburgh. Subsequently was designated for assignment and went unclaimed, attending Spring Training as non-roster invitee.
- Had his contract purchased by the Twins on 4/7.
- Designated for assignment and claimed off waivers by Baltimore on 5/8.
- Appeared in only two games for Norfolk (AAA) and one for Baltimore before being designated for assignment and claimed off waivers by St. Louis on 6/6.
- In his only appearance with the Orioles on 5/27 at Chicago White Sox, worked around a two-out walk in a scoreless 8th inning.
- In his Cardinals debut on 6/28 vs. Arizona, recorded the final three outs of a scoreless 9th inning in a 7-1 win at Busch.

AWARDS & HONORS

International League Pitcher of the Week
 2016: Indianapolis (AAA) - July 9-15

Eastern League Pitcher of the Week
 2016: Altoona (AA) - June 20-26

Florida State League Pitcher of the Month
 2016: Bradenton (High-A) - April

Florida State League Pitcher of the Week
 2016: Bradenton (High-A) - April 25-May 1

NCAA National Championship
 2015: University of Virginia

NCAA All-College World Series Team
 2015: University of Virginia
 2014: University of Virginia

CAREER MILESTONES

Major League Debut
 August 14, 2020 at Cincinnati

First Major League Strikeout
 August 14, 2020 at Cincinnati
 (7th inning, Jesse Winker, looking)

- Made three appearances in July before being optioned to Memphis.
- Missed close to two months of action while on the COVID-19 Injured List while in Memphis (AAA).
- Recalled on 9/20, but did not appear in a game. Optioned to Memphis on 9/24 when Dakota Hudson and Jack Flaherty were activated from the injured list.



BACKGROUND/PERSONAL

- Attended Clear Lake High School in Houston, Texas, where he pitched and played first base.
- While in high school, took college level courses at the University of Houston-Clear Lake and was a member of the National Honor Society.
- Attended University of Virginia to play baseball and graduated with a degree in economics.
- Went 5-5 with a 3.93 ERA (110.0 IP) in 19 starts as a junior for the NCAA champion University of Virginia Cavaliers.
- Went 2-0 with a 2.62 ERA in five starts during the 2015 NCAA Tournament, and was winning pitcher in the third and deciding game of the College World Series against Vanderbilt after allowing two runs in 7.0 innings of work.
- Named to the All-College World Series team for a second straight season in 2015 to become the first person to do so in consecutive seasons since South Carolina's Michael Roth and Christian Walker (2011 & 2012).
- Made a University of Virginia record 53 starts in his career, including school-record 19 in 2015 (tied for national lead).
- Holds the Virginia school record for career NCAA tournament starts (11) wins (6), IP (73.0) and strikeouts (45).
- Started five College World Series games in his career (UVA was 5-0).



In his 2017 season debut, Adam Wainwright chats with Yadier Molina during a mound visit on April 4, 2017 vs. the Chicago Cubs at Busch Stadium III.



ADAM WAINWRIGHT

50

HEIGHT	WEIGHT	BATS/THROWS	BIRTH DATE	ML SERVICE
6-7	230	R/R	8/30/1981	16.027

FULL NAME: Adam Parrish Wainwright

BORN: Brunswick, Georgia

OPENING DAY AGE: 40 (Turns 41 on August 30)

BECAME CARDINAL: Acquired from Atlanta Braves with RHP Jason Marquis and LHP Ray King in exchange for J.D. Drew and Eli Marrero, December 13, 2003

CONTRACT STATUS: Signed through 2022

MLB DEBUT: Sept. 11, 2005 at New York Mets

PITCHER



COMPLETE RECORD

Year	Team	W-L	ERA	G	GS	CG	GF	SHO	SV	IP	H	R	ER	HR	HBP	BB	IBB	SO	WP	BK	BA
2000	GCL Braves	4-0	1.13	7	5	0	1	0	0	32.0	15	5	4	1	0	10	0	42	1	1	.136
	Danville	2-2	3.68	6	6	0	0	0	0	29.1	28	13	12	3	1	2	0	39	1	0	.252
2001	Macon	10-10	3.77	28	*28	1	0	0	0	164.2	144	89	69	9	8	48	1	*184	9	2	.230
2002	Myrtle Beach	9-6	3.31	28	*28	1	0	0	0	163.1	149	67	60	7	10	66	0	*167	11	3	.240
2003	Greenville	10-8	3.37	27	27	1	0	0	0	149.2	133	59	56	9	7	37	0	128	4	2	.242
2004	Memphis	4-4	5.37	12	12	0	0	0	0	63.2	68	47	38	12	3	28	0	64	2	1	.280
2005	Memphis	10-10	4.40	29	*29	0	0	0	0	*182.0	*204	98	89	18	5	51	6	147	*12	1	.282
	ST. LOUIS	0-0	13.50	2	0	0	1	0	0	2.0	2	3	3	1	0	1	0	0	0	0	.250
2006	ST. LOUIS	2-1	3.12	61	0	0	10	0	3	75.0	64	26	26	6	4	22	2	72	3	0	.230
2007	ST. LOUIS	14-12	3.70	32	32	1	0	0	0	202.0	212	93	83	13	9	70	4	136	6	0	.269
2008	ST. LOUIS	11-3	3.20	20	20	1	0	0	0	132.0	122	51	47	12	3	34	1	91	3	0	.245
	Memphis#	0-1	12.27	2	2	0	0	0	0	3.2	8	5	5	1	0	1	0	3	0	0	.444
	Springfield#	0-0	0.00	1	1	0	0	0	0	4.2	4	0	0	0	0	0	0	7	0	0	.222
2009	ST. LOUIS	*19-8	2.63	34	*34	1	0	0	0	*233.0	216	75	68	17	3	66	1	212	7	0	.244
2010	ST. LOUIS	20-11	2.42	33	33	5	0	2	0	230.1	186	68	62	15	4	56	2	213	2	0	.224
2011	ST. LOUIS	INJURED - DID NOT PITCH																			
2012	ST. LOUIS	14-13	3.94	32	32	3	0	2	0	198.2	196	96	87	15	6	52	3	184	5	2	.259
2013	ST. LOUIS	+19-9	2.94	+34	34	*5	0	+2	0	*241.2	*223	83	79	15	6	35	2	219	5	0	.248
2014	ST. LOUIS	20-9	2.38	32	32	5	0	+3	0	227.0	184	64	60	10	7	50	5	179	4	1	.222
2015	ST. LOUIS	2-1	1.61	7	4	0	2	0	0	28.0	25	7	5	0	0	4	0	20	0	0	.238
2016	ST. LOUIS	13-9	4.62	33	33	1	0	1	0	198.2	*220	108	*102	22	5	59	4	161	1	0	.287
2017	ST. LOUIS	12-5	5.11	24	23	0	0	0	0	123.1	140	73	70	14	5	45	4	96	2	0	.286
2018	ST. LOUIS	2-4	4.46	8	8	0	0	0	0	40.1	41	21	20	5	2	18	1	40	1	0	.263
	Memphis#	1-0	0.00	2	2	0	0	0	0	9.0	8	0	0	0	0	4	0	11	0	0	.250
	Springfield#	1-0	0.00	3	3	0	0	0	0	10.0	5	0	0	0	1	0	0	9	0	0	.143
	Palm Beach#	0-0	0.00	2	2	0	0	0	0	3.0	1	0	0	0	0	0	0	5	0	0	.111
2019	ST. LOUIS	14-10	4.19	31	31	0	0	0	0	171.2	181	83	80	22	8	64	7	153	2	0	.273
2020	ST. LOUIS	5-3	3.15	10	10	+2	0	0	0	65.2	54	25	23	9	2	15	0	54	0	0	.221
2021	ST. LOUIS	17-7	3.05	32	32	+3	0	1	0	206.1	168	72	70	21	9	50	3	174	4	1	.220
MINOR TOTALS		51-41	3.68	147	145	3	1	0	0	815.0	767	383	333	60	35	248	7	806	40	10	.248
MAJOR TOTALS		184-105	3.35	425	358	27	13	11	3	2375.2	2234	948	885	197	73	641	39	2004	45	4	.249

* Led League + Tied for League Lead # Injury Rehabilitation Assignment

Note: Major League Uniform Numbers Worn: 60 (2005), 50 (2006-present)



WILD CARD SERIES RECORD

Year Team	W-L	ERA	G	GS	CG	GF	SHO	SV	IP	H	R	ER	HR	HBP	BB	IBB	SO	WP	BK	BA
2020 STL vs. SD	0-0	5.40	1	1	0	0	0	0	3.1	6	2	2	0	0	2	0	3	1	0	.400
2021 STL vs. LAD	0-0	1.69	1	1	0	0	0	0	5.1	4	1	1	1	1	0	2	0	5	0	.222
W.C. TOTALS	0-0	3.12	2	2	0	0	0	0	8.2	10	3	3	1	0	4	0	8	1	0	.303

DIVISION SERIES RECORD

Year Team	W-L	ERA	G	GS	CG	GF	SHO	SV	IP	H	R	ER	HR	HBP	BB	IBB	SO	WP	BK	BA
2006 STL vs. SD	0-0	0.00	3	0	0	3	0	1	3.2	3	0	0	0	0	0	0	6	0	0	.214
2009 STL vs. LA	0-0	1.13	1	1	0	0	0	0	8.0	3	1	1	1	1	1	0	7	0	0	.111
2011 STL vs. PHI	Injured - Did Not Pitch																			
2012 STL vs. WSH	0-0	7.88	2	2	0	0	0	0	8.0	13	7	7	3	0	3	0	15	1	0	.351
2013 STL vs. PIT	2-0	1.13	2	2	1	0	0	0	16.0	11	2	2	1	0	1	0	15	0	0	.196
2014 STL vs. LAD	0-0	12.46	1	1	0	0	0	0	4.1	11	6	6	1	1	1	0	5	1	0	.500
2015 STL vs. CHI	0-0	1.69	3	0	0	0	0	0	5.1	3	1	1	1	0	0	0	6	0	0	.167
2019 STL vs. ATL	0-0	0.00	1	1	0	0	0	0	7.2	4	0	0	0	0	2	0	8	0	0	.148
D.S. TOTALS	2-0	2.89	13	7	1	3	0	1	53.0	48	17	17	7	2	8	0	62	2	0	.239

LEAGUE CHAMPIONSHIP SERIES RECORD

Year Team	W-L	ERA	G	GS	CG	GF	SHO	SV	IP	H	R	ER	HR	HBP	BB	IBB	SO	WP	BK	BA
2006 STL vs. NY	0-0	0.00	3	0	0	3	0	2	3.0	2	0	0	0	0	1	0	4	0	0	.182
2011 STL vs. MIL	Injured - Did Not Pitch																			
2012 STL vs. SF	1-0	1.29	1	1	0	0	0	0	7.0	4	1	1	1	0	0	0	5	0	0	.160
2013 STL vs. LAD	0-1	2.57	1	1	0	0	0	0	7.0	6	2	2	0	0	0	0	5	0	0	.231
2014 STL vs. SF	0-1	3.09	2	2	0	0	0	0	11.2	10	5	4	1	0	5	0	9	0	0	.227
2019 STL vs. WSH	0-1	3.00	2	1	0	0	0	0	9.0	9	3	3	1	0	1	1	11	0	0	.265
L.C.S. TOTALS	1-3	2.39	9	5	0	3	0	2	37.2	31	11	10	3	0	7	1	34	0	0	.221

WORLD SERIES RECORD

Year Team	W-L	ERA	G	GS	CG	GF	SHO	SV	IP	H	R	ER	HR	HBP	BB	IBB	SO	WP	BK	BA
2006 STL vs. DET	1-0	0.00	3	0	0	3	0	1	3.0	2	0	0	0	0	1	0	5	1	0	.182
2011 STL vs. TEX	Injured - Did Not Pitch																			
2013 STL vs. BOS	0-2	4.50	2	2	0	0	0	0	12.0	14	8	6	0	0	2	0	14	0	0	.286
W.S. TOTALS	1-2	3.60	5	2	0	3	0	1	15.0	16	8	6	0	0	3	0	19	1	0	.267

ALL-STAR GAME RECORD

Year Team	W-L	ERA	G	GS	CG	GF	SHO	SV	IP	H	R	ER	HR	HBP	BB	IBB	SO	WP	BK	BA
2010 National	0-0	0.00	1	0	0	0	0	0	1.0	1	0	0	0	0	1	0	2	0	0	.250
2013 National	Eligible - Did Not Pitch																			
2014 National	0-0	27.00	1	1	0	0	0	0	1.0	3	3	3	1	0	0	0	2	0	0	.500
ALL-STAR TOTALS	0-0	13.50	2	1	0	0	0	0	2.0	4	3	3	1	0	1	0	4	0	0	.400

REGULAR SEASON FIELDING RECORD

Position	PCT	G	PO	A	E	TC	DP
Pitcher	.981	425	210	296	10	516	28

Note: Rawlings Gold Glove (2): 2009, 2013

2009: Tied for 1st among MLB pitchers in fielding pct. (1.000)

2013: Led N.L. pitchers in total chances (61), fielding pct. (1.000) and double plays (6)

2014: Rawlings Gold Glove Award Finalist.

2016: Rawlings Gold Glove Award Finalist. Tied for 1st among MLB pitchers in fielding pct. (1.000)

2017: Tied for 1st among MLB pitchers in fielding pct. (1.000)

2019: Tied for 1st among MLB pitchers in fielding pct. (1.000)

2020: Tied for 1st among MLB pitchers in fielding pct. (1.000)



REGULAR SEASON BATTING RECORD

Year Team	AVG	G	AB	R	H	2B	3B	HR	RBI	SH	SF	HBP	BB	IBB	SO	SB	CS	GDP	SLG	OBP	E
2021 ST. LOUIS	.123	34	57	1	7	2	0	0	4	*14	0	0	3	0	25	0	0	2	.158	.167	2
MAJOR TOTALS	.193	443	742	55	143	39	2	10	75	74	3	0	27	0	249	0	2	11	.291	.220	10

2021 SEASON HIGHS

Most IP: 9.0 IP, twice. Last: 8/11 at Pittsburgh
Most Strikeouts: 11, 6/20 [1] at Atlanta
Most Walks: 4, 7/6 at San Francisco
Most Runs Allowed: 6, twice. Last: 5/15 at San Diego
Most Earned Runs Allowed: 6, twice. Last: 5/15 at San Diego
Most Hits Allowed: 9, 8/17 vs. Milwaukee
Most HRs Allowed: 3, 5/15 at San Diego
Longest Winning Streak: 6 games, 8/22-end of season
Longest Losing Streak: 3 games, 4/3-4/26
Longest Scoreless Streak: 24.0 IP, 8/17-9/3

CAREER HIGHS

Most IP (Starter): 9.0, 23 times. Last: 8/11/21 at Pittsburgh
Most IP (Relief): 3.0, twice. Last: 5/24/06 at San Francisco
Most Strikeouts (Starter): 12, five times. Last: 5/25/14 at Cincinnati
Most Strikeouts (Relief): 4, 8/30/06 vs. Florida
Most Walks (Starter): 7, 6/2/19 vs. Chicago Cubs
Most Walks (Relief): 2, four times. Last: 7/15/06 vs. LA Dodgers
Most Runs Allowed (Starter): 9, four times. Last: 6/17/17 at Baltimore
Most Runs Allowed (Relief): 4, 8/13/06 at Pittsburgh
Most Hits Allowed (Starter): 12, 5x. Last: 9/28/19 vs. Chicago Cubs
Most Hits Allowed (Relief): 4, three times. Last: 8/13/06 at Pittsburgh
Most HRs Allowed: 4, 9/28/19 vs. Chicago Cubs
Longest Winning Streak: 9, 6/7/08-4/29/09
Longest Losing Streak: 4, 8/18-9/4/10
Longest Scoreless Streak: 26.0 IP, 7/4-27/10
Complete Games: 27. Last: 8/11/21 at Pittsburgh
Low-Hit Complete Game: 1, 5/20/14 vs. Arizona
Shutouts: 11. Last: 8/11/21 at Pittsburgh
10+ Strikeout Games: 12. Last: 6/20/21 [1] at Atlanta (11)
Last Relief Appearance: 9/23/17 at Pittsburgh

CAREER TRANSACTIONS

- Selected by the Atlanta Braves in the first round (29th player overall) of the June, 2000 First-Year Player Draft.
- Acquired by the St. Louis Cardinals with LHP Ray King and RHP Jason Marquis of OF J.D. Drew and OF Eli Marrero, December 13, 2003.
- Signed a four-year contract extension with St. Louis that includes two club options, March 20, 2008.
- On St. Louis injured list (right middle finger sprain), June 8 - August 22, 2008; included rehabilitation assignments at Memphis (AAA) and Springfield (AA).
- On St. Louis injured list (right elbow surgery), March 25 - end of season, 2011.
- Signed a five-year contract extension with St. Louis, March 28, 2013.
- On St. Louis injured list (ruptured right Achilles), April 26 - September 29, 2015.
- On St. Louis injured list (mid-back tightness), July 25 - August 5, 2017.
- On St. Louis injured list (right elbow impingement), August 18 - September 18, 2017.
- On St. Louis injured list (left hamstring strain), March 26 - April 4, 2018.
- On St. Louis injured list (right elbow inflammation), April 20 - May 12, 2018; included rehabilitation assignment at Springfield (AA).
- On St. Louis injured list (right elbow inflammation), May 14 - September 9, 2018; included rehabilitation assignments at Palm Beach (A), Springfield (AA) and Memphis (AAA).
- Signed a one-year contract with St. Louis, October 30, 2018.
- On St. Louis injured list (left hamstring strain), June 10-20, 2019.
- Signed a one-year contract with St. Louis, November 13, 2019.
- Signed a one-year contract with St. Louis, January 29, 2021.
- On St. Louis injured list (COVID-19), April 30 - May 3, 2021.
- Signed a one-year contract for 2022 with St. Louis, October 4, 2021.



WAINWRIGHT CAREER HOME RUNS (10)

Date	Opponent	Stadium	Pitcher	Inning	Type	Notes
May 24, 2006	at San Francisco	AT&T Park	Noah Lowry	5th	Solo	First Major League at-bat
Aug. 5, 2007	at Washington	RFK Stadium	Matt Chico	4th	Solo	
April 16, 2008	Milwaukee	Busch Stadium	Carlos Villanueva	2nd	Solo	
May 26, 2009	at Milwaukee	Miller Park	Jeff Suppan	4th	Solo	
Aug. 14, 2009	San Diego	Busch Stadium	Mat Latos	3rd	Solo	
Sept. 5, 2012	New York Mets	Busch Stadium	R.A. Dickey	3rd	Solo	
May 2, 2016	Philadelphia	Busch Stadium	Jeremy Hellickson	4th	3-run	Landed in the 2nd deck
Aug. 2, 2016	at Cincinnati	Great American Ball Park	Dan Straily	3rd	Solo	
April 21, 2017	at Milwaukee	Miller Park	Wily Peralta	3rd	2-run	
June 1, 2017	Los Angeles Dodgers	Busch Stadium	Brandon McCarthy	2nd	2-run	

CAREER NOTES

- The 2022 season marks Wainwright's 18th as a Cardinal and 17th as an active player (2005-10, '12-22), 4th-most in franchise history and tied with Bob Gibson (17 years, 1959-75), for 2nd-most by a pitcher behind Jesse Haines (18 years, 1920-37).
- Among players to appear exclusively as a Cardinal in their career, only Stan Musial (22, 1941-44, '46-63) and Yadier Molina (19, 2004-22) have been a Cardinal longer than Wainwright.
- Wainwright is the 2nd-longest tenured active Major Leaguer to appear with the same franchise, trailing only teammate Yadier Molina (19, 2004-22).
- Enters the 2022 season as the 4th-oldest active player in Major League Baseball behind Albert Pujols, Rich Hill, and Nelson Cruz.
- Has faced every Major League team except St. Louis, and earned a regular season win against 26 teams in his career (Orioles, Yankees, Rangers & Cardinals are the exceptions).
- Threw a near perfect game on May 20, 2014 vs. Arizona, facing just one over the minimum; pitched a complete game one-hit (Paul Goldschmidt double) shutout as he walked none and struck out nine in the 5-0 win.
- Settled for a two-hit shutout the previous season on May 11, 2013 vs. Colorado, allowing his first hit of the game on a one-out single in the 8th inning to Nolan Arenado.
- Missed the entire 2011 season after elbow ligament replacement surgery on his right elbow on Feb. 28, 2011.
- His only career appearance at Busch Stadium II was his MLB debut (Sept. 11, 2005 vs. New York Mets), caught by Mike Mahoney (his only career game catching Wainwright).
- The 2022 season marks his 17th (2006-22) wearing uniform No. 50, surpassing Jamie Moyer for most by any player to wear No. 50 in MLB history. Wainwright sported uniform No. 60 in 2005 (and No. 70 in 2005 Spring Training).
- Voted as having the "Best Curveball" in the National League three times (2010, 2013, 2014) in *Baseball America's* Best Tools Survey.

CAREER MILESTONES

Major League Debut

September 11, 2005 vs. New York Mets
(only career appearance at Busch Stadium II)

First Major League Strikeout

April 3, 2006 at Philadelphia
(8th inning, David Dellucci, looking)

First Major League Win

May 9, 2006 vs. Colorado

First Major League Save

May 19, 2006 at Kansas City

First Major League Start

April 6, 2007 at Houston

1,000th Major League Strikeout

June 13, 2013 at New York Mets
(1st inning, David Wright, looking)

100th Major League Win

March 31, 2014 at Cincinnati

1,500th Major League Strikeout

April 16, 2017 at New York Yankees
(1st inning, Jacoby Ellsbury, swinging)

150th Major League Win

April 24, 2019 vs. Milwaukee

2,000th Major League Inning Pitched

June 9, 2019 at Chicago Cubs

175th Major League Win

July 27, 2021 at Cleveland

2,000th Major League Strikeout

September 23, 2021 at Milwaukee
(4th inning, Luis Urías, swinging)

Hitting

First Major League Hit / Home Run

May 24, 2006 at San Francisco
(Noah Lowry, 5th inning, solo)

**AWARDS & HONORS****World Series Championship**

2006: St. Louis

2011: St. Louis (DNP)

National League All-Star

2010: St. Louis

2013: St. Louis (DNP)

2014: St. Louis (starter)

Roberto Clemente Humanitarian Award

2020: St. Louis

Louisville Silver Slugger - Pitcher

2017: St. Louis

Rawlings National League Gold Glove - Pitcher

2009: St. Louis

2013: St. Louis

National League Pitcher of the Month

2013: St. Louis - June

2014: St. Louis - September

2021: St. Louis - August

National League Pitcher of the Week

2014: St. Louis - May 19-25

MLBPA Players Choice Outstanding Pitcher

2009: St. Louis

Hutch Award

2015: St. Louis

St. Louis BBWAA Darryl Kile Award

2008

St. Louis BBWAA J.G. Taylor Spink Baseball Man of the Year

2010 (w/ Albert Pujols)

2013 (w/ Matt Carpenter and Yadier Molina)

2014

St. Louis BBWAA Stockton/Broeg Outstanding Achievement in Baseball

2007

2009 (w/ R. Howard, C. Carpenter, R. Franklin, Y. Molina, M. Buehrle, Holliday, & C. Maloney)

2016 (w/ S. Piscotty, M. Carpenter, J. Gyorko & Y. Molina)

St. Louis BBWAA Herman/Ostermeier Cardinals Rookie of the Year

2006

St. Louis Cardinals Career Leaders

- Ranks among Cardinals all-time franchise pitching leaders in wins (184, 3rd), ERA (3.35, 6th), innings pitched (2,375.2, 6th), win pct. (.637, 2nd), appearances (424, 6th), starts (358, 4th), and strikeouts (2,004, 2nd) (*min. 1,500 innings pitched*).
- Is the 85th pitcher all-time to reach 2,000 career strikeouts, the 9th active, and the 2nd Cardinal joining Bob Gibson (3,117).
- Is one of 21 pitchers in MLB history to make 355 or more starts with only one franchise. Walter Johnson (666 with Washington Senators) is the all-time MLB leader.
- Is one of four Cardinals to make 350 or more career starts, (Bob Gibson, Bob Forsch, Jesse Haines,) and six Cardinals with 400 or more career pitching appearances (Bill Sherdel, Al Brazle).

Busch Stadium III

- Is the all-time Busch Stadium III leader in career wins (99), strikeouts (1,085), appearances (217), starts (186), and innings pitched (1,274.2). Also ranks 5th in ERA (2.83) and 4th in win pct. (.647) (*minimum. 200 innings pitched*).
- His career .647 win pct. (99-49) at home ranks 5th among active National League pitchers, while his 99 home wins tie Clayton Kershaw (.712, 99-40 at Dodger Stadium) for the NL lead.
- Is one of 24 pitchers in MLB history with at least 1,000 strikeouts at a home stadium (1,085 at Busch Stadium III).
- Became the first pitcher to throw 1,000 career innings at Busch Stadium III on Sept. 16, 2018, and the 5th Cardinal to throw 1,000 innings at home stadiums, joining Bill Sherdel (1,087.1 at Sportsman's Park), Jesse Haines (1,554.0 at Sportsman's Park), Bob Gibson (1,182.0 at Busch Stadium II) and Bob Forsch (1,402.1 at Busch Stadium II).
- Is one of 22 pitchers in MLB history to be a Major League stadium's all-time appearance and start leader (217 G and 186 GS at Busch Stadium III).
- Has made six career Home Opener starts (2009-10, '12, '15, '18, '21), tying Bob Gibson (1967-69, '72, '74-75) for most in franchise history.

Teammates with Yadier Molina

- 2022 marks the 18th season (2005-22) that Wainwright and Molina have been teammates, most in franchise history ahead of Stan Musial and Red Schoendienst (14 seasons from 1946-56, '61-63).
- Wainwright's and Molina's 18 seasons as teammates tie for the 3rd-most in Major League history, matching OF Sam Rice & 1B Joe Judge (1915-32; Washington Senators), 2B Frank White & 3B George Brett (1973-90; Kansas City Royals), and SS Honus Wagner & OF Fred Clarke (Louisville Colonels; 1897-99; and Pittsburgh Pirates; 1900-15).
- Only 2B Lou Whitaker & SS Alan Trammell (19, 1977-95; Detroit Tigers) and RHP Mariano Rivera & SS Derek Jeter (19, 1995-2013; New York Yankees) have been teammates longer in MLB history.
- Molina and Wainwright have been a starting battery for 304 career regular season games, 4th-most in Major League history (*since 1908*).



- Bob Gibson and Tim McCarver (198 starts) held the previous franchise record before being surpassed by Waino and Yadi on June 15, 2016 vs. Houston.
- Molina has been the starting catcher in all of Wainwright's 11 career shutouts, and in 26 of Adam's 27 complete games. Wainwright's lone complete game not caught by Molina was April 26, 2008 vs. Houston caught by Jason LaRue.
- Molina has caught Wainwright in 2,013.2 of his total 17,666.1 (11.4%) career innings in the regular season. His 2nd-most caught is Chris Carpenter (1,079.0).
- In 2021, Molina caught Wainwright in 194.2 innings, most by any MLB battery during the season.
- Waino and Molina's first appearance as a starting battery was April 6, 2007 at Houston (W, 4-2). Wainwright's first batter faced was Craig Biggio, who popped out to Molina.
- Molina has caught 44 relief appearances by Wainwright, (2005-06, 2017), most recently on September 23, 2017 at Pittsburgh.
- The first time Molina (age 23.072) caught Wainwright (24.024) in their careers was in relief on September 23, 2005 at Milwaukee (1.0 IP). Retired Chad Moeller (flyout), Jeff Cirillo (popout), & Brady Clark (flyout) with 13 pitches in the 7th inning.
- Tony Cruz has caught Waino for the 2nd-most starts (17) in his career, while Gary Bennett has been his catcher in the 2nd-most career appearances (29)
- Mike Mahoney caught Wainwright's Major League debut on Sept. 11, 2005 vs. the Mets at Busch Stadium II (Waino's only appearance at Busch II). Molina started and was replaced by Einar Díaz in the 8th. Mahoney and Wainwright then entered the game in the 9th inning as part of six simultaneous defensive substitutions by Tony La Russa
- The first pitcher Molina (age 21.326) caught in his Major League debut was starter Woody Williams (age 37.289) on June 3, 2004 at PNC Park. First batter faced was Jason Kendall.
- Molina was at catcher for Wainwright's first career win (May 9, 2006 vs. Colorado) and save (May 19 2006 at Kansas City).
- Wainwright has a career 3.22 ERA (721er/2,013.2ip) with Molina behind the plate, and combined 4.08 ERA (164er/362.0ip) with his 15 other Cardinals catchers.
- Molina and Wainwright have been a starting battery in 15 postseason games, tying the Yankees duo of Mike Mussina & Jorge Posada for 5th-most in MLB postseason history. Wainwright has also made 11 postseason relief outings with Molina behind the dish.
- Molina caught the final pitches of the 2006 NLCS and World Series as Wainwright struck out Carlos Beltrán (looking) and Brandon Inge (swinging).

AWARDS & HONORS (continued)

St. Louis BBWAA Bob Bauman Physical Comeback

2012

2015 (with Jaime García)

Pacific Coast League Pitcher of the Week

2005: Memphis (AAA) - August 29-Sept. 4

All-Star Futures Game Selection

2002: Myrtle Beach (High-A Braves)

Gulf Coast League Pitcher of the Week

2000: Gulf Coast Braves (R) - July 17-23

MOST SEASONS PLAYED WITH ONLY ONE MLB FRANCHISE - ACTIVE

Seasons	Franchise	Tenure
19	Yadier Molina	Cardinals 2004-22
17	Adam Wainwright	Cardinals 2005-10, 12-22
16	Joey Votto	Reds 2007-22
15	Clayton Kershaw	Dodgers 2008-22
14	Brett Gardner*	Yankees 2008-21
13	Stephen Strasburg	Nationals 2010-22

*Updated as of media guide print date.

MOST SEASONS PLAYED WITH THE CARDINALS (1892-2022)

Seasons	Position(s)	Tenure
22	Stan Musial	OF, 1B 1941-44, '46-63
19	Yadier Molina	C 2004-22
18	Jesse Haines	RHP 1920-37
17	Bob Gibson	RHP 1959-75
17	Adam Wainwright	RHP 2005-10, '12-22

CARDINALS DURING AGE 40+ SEASONS WITH 100.0+ INNINGS PITCHED

Cardinal	Age	Season	W-L	ERA	IP	SO
Pete Alexander	40	1927	21-10	2.52	268.0	48
Pete Alexander	41	1928	16-9	3.36	243.2	59
Pete Alexander	42	1929	9-8	3.89	132.0	33
Jesse Haines	41	1935	6-5	3.59	115.1	24
Jim Kaat	41	1980	8-7	3.82	129.2	36

OLDEST MLB PLAYERS TO APPEAR IN 2021

MLB Player	Team(s)	DOB
1. Albert Pujols	Angels/Dodgers	1/16/80
2. Rich Hill	Rays/Mets	3/11/80
3. Nelson Cruz	Twins/Rays	7/1/80
4. Oliver Perez	Cleveland	8/15/81
5. Adam Wainwright	Cardinals	8/30/81
6. Yadier Molina	Cardinals	7/13/82



Career

- Among active Major League pitchers, ranks 1st in complete games (27), T-2nd in shutouts (11), 7th in ERA (3.35), 6th in winning pct. (.637) and wins (187), 8th in innings pitched (2,375.2) and strikeouts (2,004), and T-8th in WHIP (1.21).
- Since 2010, ranks 2nd in shutouts (11) and complete games (24), and 7th in wins (138) despite missing the entire 2011 season to injury and much of 2015 and 2018.
- Since becoming a starting pitcher in 2007, his 182 wins rank 6th among MLB pitchers.
- Has pitched 7.0 innings or more in 170 of 358 career starts.
- Since the Division Era began in 1969, Wainwright is just the 55th pitcher in MLB history with 180 or more wins.
- Is one of 39 pitchers in MLB history to record with 180+ wins, 2,000+ strikeouts, 350+ starts, 2,300+ innings, and an ERA of 3.40 or lower. Joins active hurlers Max Scherzer, Justin Verlander and Clayton Kershaw, while twenty-eight others are in the Hall of Fame.
- Since the Wild Card Era (1995-present), Wainwright is one of nine pitchers with 180/2,000/350/2,300/3.40, joining Scherzer, Verlander, Kershaw, Roger Clemens, and of Hall of Famers Greg Maddux, Randy Johnson, Roy Halladay and Pedro Martinez.
- His 85 career road wins rank 3rd all-time in franchise history and trail only Clayton Kershaw (86) among active National League pitchers.
- Adam is the first Cardinal since Steve Carlton to have three seasons with 10 or more road wins (Bob Gibson-7). Since 2000, only C.C. Sabathia (5), Justin Verlander (3), Bartolo Colon (3), Roy Halladay (3), Max Scherzer (3), Jon Lester (3), and David Price (3) have had three or more seasons of 10+ road wins.
- Posted a sub-3.00 ERA in 2009 (2.63), 2010 (2.42), 2013 (2.94) and 2014 (2.38).
- Has two 20-win seasons (2010 & 2014) and two 19-win seasons (2009 & 2013).
- Has recorded 11 double-digit win seasons in his career, tying Jesse Haines for 2nd all-time among Cardinals, and becoming the lone active National League pitcher to do so.
- Recorded three 200+ strikeout seasons (2009, 2010, 2013).
- His career monthly win percentages for July (.784, 29-8) and September (.717, 38-15) are both tops in Cardinals history, while his July win pct. is the 3rd-highest all-time in MLB history behind Clayton Kershaw (.825, 33-7) and Jered Weaver (.789, 30-8) (*minimum 33 decisions, since 1901*).
- Only Bob Gibson (44) has won more games than Wainwright (38) in September in franchise history. Adam has 33 wins in May and 29 in both July and August.
- Has made six starts after turning age 40, T-8th-most in Cardinals history and one fewer than Hall of Famer John Smoltz (7 in 2009).

MOST SEASONS PLAYED WITH ONLY ONE FRANCHISE - MLB HISTORY (1876-2022)

Seasons	Team	Tenure
23	Brooks Robinson	Orioles 1955-77
23	Carl Yastrzemski	Red Sox 1961-83
22	Stan Musial	Cardinals 1941-44, '46-63
22	Al Kaline	Tigers 1953-74
22	Mel Ott	Giants 1926-47
22	Cap Anson	Cubs 1876-97
21	George Brett	Royals 1973-93
21	Walter Johnson	Senators 1907-27
21	Ted Lyons	White Sox 1923-42, '46
21	Cal Ripken Jr.	Orioles 1981-2001
21	Willie Stargell	Pirates 1962-82
20	Luke Appling	White Sox 1930-43, '45-50
20	Craig Biggio	Astros 1988-2007
20	Red Faber	White Sox 1914-33
20	Tony Gwynn	Padres 1982-2001
20	Mel Harder	Indians 1928-47
20	Derek Jeter	Yankees 1995-2014
20	Alan Trammell	Tigers 1977-96
20	Robin Yount	Brewers 1974-93
19	Yadier Molina	Cardinals 2004-22
19	Ernie Banks	Cubs 1953-71
19	Dave Concepción	Reds 1970-88
19	Charlie Gehring	Tigers 1924-42
19	Chipper Jones	Braves 1993, '95-2012
19	Barry Larkin	Reds 1986-2004
19	Jim Palmer	Orioles 1965-67, '69-84
19	Mariano Rivera	Yankees 1995-2013
19	Lou Whitaker	Tigers 1977-95
19	Ted Williams	Red Sox 1939-42, '46-60
18	Ossie Bluege	Senators 1922-39
18	Roberto Clemente	Pirates 1955-72
18	Bob Feller	Indians 1936-41, '45-56
18	Ed Kranepool	Mets 1962-79
18	Mickey Mantle	Yankees 1951-68
18	Edgar Martínez	Mariners 1987-2004
18	Bill Russell	Dodgers 1969-86
18	Mike Schmidt	Phillies 1972-89
18	Frank White	Royals 1973-90
17	Bob Gibson	Cardinals 1959-75
17	Johnny Bench	Reds 1967-83
17	Frankie Crosetti	Yankees 1932-48
17	Bill Dickey	Yankees 1928-43, '46
17	Jim Gantner	Brewers 1976-92
17	Lou Gehrig	Yankees 1923-39
17	Todd Helton	Rockies 1997-2013
17	Bill Mazeroski	Pirates 1956-72
17	Jorge Posada	Yankees 1995-2011
17	Pie Traynor	Pirates 1920-35, '37
17	Adam Wainwright	Cardinals 2005-10, '12-22

WAINWRIGHT, ADAM



MAJOR LEAGUE BATTERY MATES

Top Pitching & Catching Tandems in MLB History (since 1908)

Tandem & Team(s)	Starts
1. Mickey Lolich & Bill Freehan Detroit Tigers (1963-75)	324
2. Warren Spahn & Del Crandall Boston/Milwaukee Braves (1949-63)	316
3. Red Faber & Ray Schalk Chicago White Sox (1914-26)	306
4. Adam Wainwright & Yadier Molina St. Louis Cardinals (2005-present)	304

MOST SEASONS AS TEAMMATES

19 RHP Mariano Rivera and SS Derek Jeter New York Yankees (1995-2013)
19 2B Lou Whitaker and SS Alan Trammell Detroit Tigers (1977-95)
18 C Yadier Molina and RHP Adam Wainwright St. Louis Cardinals (2005-22)
18 OF Sam Rice and 1B Joe Judge Washington Senators (1915-32)
18 2B Frank White and 3B George Brett Kansas City Royals (1973-90)
18 SS Honus Wagner and OF Fred Clarke Louisville Colonels (1897-99) Pittsburgh Pirates (1900-15)

MOST STARTS ALL-TIME BY A CARDINAL AFTER TURNING AGE 40

Cardinal	Starts	Season(s)
1. Pete Alexander	80	1927-29
2. Jesse Haines	39	1933-37
3. Murry Dickson	20	1956-57
4. Jim Kaat	17	1980-82
5. Dazzy Vance	15	1933-34
8. Sal Maglie	10	1958
9. John Smoltz	7	2009
10. Adam Wainwright	6	2021
Jeff Fassero	6	2002-03

GOLD GLOVE-WINNING BATTERYMATES FOR THE SAME TEAM & SAME SEASON

MLB Batterymate	Team	Year
Jim Kaat & Earl Battey	Twins	1962
Rick Reuschel & Tony Peña	Pirates	1985
Bret Saberhagen & Bob Boone	Royals	1989
Kenny Rogers & Iván Rodríguez	Rangers	2000
Kenny Rogers & Iván Rodríguez	Tigers	2006
Adam Wainwright & Yadier Molina	Cardinals	2009
Adam Wainwright & Yadier Molina	Cardinals	2013

Defensive Accolades

- Winner of the 2009 and 2013 Rawlings Gold Glove awards as voted on by National League managers & coaches.
- Has committed one error or fewer in 10 of 12 full seasons (most was 2 in 2007 and 2021) while recording seasons of perfect fielding percentages in 2009 (56 total chances), 2013 (NL-leading 61 TC), 2016 (41 TC), 2017 (37 TC), 2019 (32 TC), and 2020 (10 TC).
- Among MLB pitchers with 500 career total chances, his .981 fielding percentage ranks 12th-highest all-time in MLB history. Rick Rhoden (.989) ranks first.

Awards

- Winner of the prestigious 2020 Roberto Clemente Humanitarian Award, annually given by Major League Baseball to the player "who best represents the game of baseball through positive contributions on and off the field, including sportsmanship and community involvement. Joined Yadier Molina (2018), Carlos Beltran (2013), Albert Pujols (2008), Ozzie Smith (1995) and Lou Brock (1975) as former Cardinals winners.
- Owns the highest career Cy Young Award vote share (1.98) of any pitcher to have never won the award in MLB history.
- In 2014, finished 3rd in the National League Cy Young vote after placing 2nd to Clayton Kershaw in 2013. Also finished 2nd in 2010 behind Roy Halladay.
- Finished 3rd in the 2009 NL Cy Young vote, despite receiving the most first-place votes. His finish was just four points shy of teammate Chris Carpenter for 2nd place and 10 behind Cy Young winner Tim Lincecum for the second-tightest vote in the history of the award.
- In his first All-Star Game appearance in 2010 in Anaheim, pitched a perfect 7th inning and fanned two in the NL win.
- Named to the 2013 NL All-Star team by his peers, but did not pitch.
- Selected as the starting pitcher for the National League in the 2014 All-Star Game in Minnesota. It was his third time selected to the All-Star Game, second appearance in the game (2010) and first as the starting pitcher. He was the first Cardinals pitcher to start the All-Star Game since Chris Carpenter in 2005.
- Two-time Comeback Player of the Year (2012 & 2015) and Baseball Man of the Year (2013 & 2014) by St. Louis chapter of BBWAA.
- 2015 recipient of the prestigious Hutch Award, presented annually to the active player who perseveres through adversity.
- 2008 Darryl Kile Award recipient, voted on by teammates.

Batting

- 2017 Louisville Silver Slugger award winner. Led NL pitchers with a .262 average with 11 hits, 11 RBI (T1st) and two home runs.
- Offensively among active Major League pitchers, ranks 1st in career hits (143), RBI (75), doubles (39), total bases (216), runs (55), and extra-base hits (51), 2nd in homers (10), 5th in batting avg (.193), 4th in OPS (.511) and slugging (.291), T4th in triples (2), 3rd in sacrifice hits (74) and walks (27), and 7th in OBP (.220) (*minimum 200 at-bats*).



- Ranks among all-time Cardinals pitchers offensively in hits (7th), RBI (5th), doubles (3rd), total bases (5th), runs (7th), extra-base hits (3rd), homers (3rd), and sacrifice hits (2nd).
- Is the only active Major League pitcher with multiple 10-plus RBI seasons (2016-17).
- Collected 29 RBI over a two-season span (2016-17), including 27 in games in which he pitched. That RBI total marked the most by a pitcher over two straight seasons since Steve Carlton had 28 for the Phillies from 1977-78, and the most by a Cardinal since Bob Gibson had 29 from 1970-71 (*Elias*).
- Has driven in at least two runs in 15 career starts (St. Louis is 15-0), most among active pitchers (Madison Bumgarner is second with 13). Eight of those starts have come since the beginning of the 2016 season. The last pitcher with at least eight starts of this type over a two-season span was Bob Gibson in 1970-71 (St. Louis 8-0) (*Elias*).

St. Louis Cardinals Postseason Career

- Has taken part in two World Series (2006, 2013), winning a championship in 2006.
- Has appeared in nine postseasons (2006, 2009, 2012-15, 2019-21), most by any Cardinals pitcher, 2nd-most in franchise history behind Yadier Molina (12), and 5th-most in NL history.
- Wainwright (4 wins, 4 saves, 15 starts) and John Smoltz (15 wins, 4 saves, 27 starts) are the only pitchers in MLB postseason history to have 4 or more wins and 4 or more saves while also making 10 or more starts.
- Is the only Cardinal to strike out 100 career batters in the postseason. His 123 strikeouts rank 12th all-time in MLB postseason history and 5th among active pitchers.
- Is the Cardinals all-time leader in postseason games pitched (29), strikeouts (123), innings pitched (114.1), and fewest walks/9 IP (1.73), while ranking 2nd in starts (16) and T5th in saves (4) and wins (4).
- Has made 15 postseason starts with Yadier Molina behind the plate, tied for 5th-most all-time in MLB postseason history with the Yankees duo of Mike Mussina and Jorge Posada.
- At age 40.037 in 2021, Wainwright broke his own MLB record of being the oldest pitcher in MLB postseason history to start a Wild Card game and the 2nd-oldest pitcher to make a postseason start in Cardinals history behind Grover "Pete" Alexander (41.222) in Game 2 of the 1928 World Series vs. the New York Yankees.
- In 2021 Wild Card Game, became the 3rd-oldest pitcher in MLB postseason history to start a winner-take-all game, behind Roger Clemens (41 in 2003 for NYY vs. BOS and 42 in 2004 for HOU vs. STL).
- During the 2013 postseason, his team-leading 34 strikeouts were one fewer than Bob Gibson's franchise single-postseason record (35) from 1968, tied Detroit's Max Scherzer for most among pitchers during the postseason, and T9th-most in MLB single-postseason history at the time.
- Went 2-0 in the 2013 Division Series vs. Pittsburgh. Pitched a complete game in the Game 5 win, allowing one run on 8 hits in the decisive 6-1 win at Busch Stadium.

ALL-TIME CARDINALS WITH 1,000 CAREER IP AT HOME STADIUMS

Cardinal	Stadium	Innings
Jesse Haines	Sportsman's Park	1,554.0
Bill Sherdel	Sportsman's Park	1,087.1
Bob Gibson	Busch Stadium II	1,182.0
Bob Forsch	Busch Stadium II	1,402.1
Adam Wainwright	Busch Stadium III	1,274.2

ACTIVE MLB PITCHERS WITH 1,000 CAREER IP AT HOME STADIUMS

Pitcher	MLB Stadium	Innings
Justin Verlander	Comerica Park	1,249.2
Clayton Kershaw	Dodger Stadium	1,292.2
Adam Wainwright	Busch Stadium III	1,274.2

PITCHERS IN MLB HISTORY WITH 1,000 CAREER STRIKEOUTS AT A HOME STADIUM

Pitcher	Stadium	Strikeouts
Steve Carlton	Veterans Stadium	1,615
Mickey Lolich	Tiger Stadium	1,536
Walter Johnson	Griffith Stadium	1,516
Don Sutton	Dodger Stadium	1,485
Phil Niekro	Atlanta-Fulton Cty Std	1,442
Nolan Ryan	Angel Stadium	1,397
Clayton Kershaw	Dodger Stadium	1,371
Felix Hernandez	T-Mobile Park	1,348
Tom Seaver	Shea Stadium	1,337
Roger Clemens	Fenway Park	1,332
Chuck Finley	Angel Stadium	1,233
Randy Johnson	Kingdome	1,192
Dazzy Vance	Ebbets Field	1,191
Jim Palmer	Memorial Stadium	1,191
Justin Verlander	Comerica Park	1,154
Juan Marichal	Candlestick Park	1,144
Randy Johnson	Chase Field	1,133
Sam McDowell	Cleveland Stadium	1,119
Adam Wainwright	Busch Stadium III	1,085
Fergie Jenkins	Wrigley Field	1,069
Whitey Ford	Yankee Stadium	1,062
Robin Roberts	Shibe/Connie Mack Std	1,047
Tim Wakefield	Fenway Park	1,020
Dwight Gooden	Shea Stadium	1,015

MOST CAREER WINS VS. NL CENTRAL

MLB Rank	W-L	Seasons
1. Greg Maddux	92-40	1994-2008
2. Adam Wainwright	80-48	2005-present
3. Roy Oswalt	78-42	2001-13
4. Carlos Zambrano	72-47	2001-12
5. Tom Glavine	61-37	1994-2008
8. Matt Morris	53-40	1997-2008



- In 2006, earned saves in both the World Series and National League Championship Series clinching wins, and was on the mound for final out in all three postseason series.
- Sent the Cardinals to their 17th World Series after striking out Carlos Beltran (called) to end Game 7 at Shea Stadium.
- Fanned Tigers Brandon Inge (swinging) in World Series Game 5 to clinch the Cardinals 10th World Championship - the first time since 1988 that the WS ended with a strikeout.

2021

- NL Ranks:** Wins (17, 2nd), win pct. (.708, 5th), ERA (3.05, 10th), starts (32, T8th), innings pitched (206.1, 3rd), strikeouts (174, 17th), batters faced (828, 3rd), complete games (3, T1st*), shutouts (1, T5th), WHIP (1.06, 9th), quality starts (22, 3rd), ground ball/fly ball (1.81, 9th), groundball pct. (.47.6, 10th), pitches per game (95.9, 4th), baserunners/ 9 IP (9.90, 8th), walks/9 IP (2.18, 7th), called strikes (664, *1st), % of pitches taken (56.2, 1st), % of pitches in play (19.4, 4th), % of swings in play (44.3, 1st), BABIP (.256, 3rd), opponent OPS (.627, 9th).
- Finished 7th in the NL Cy Young Award voting, receiving three 5th place votes. Was first 40-year-old pitcher to finish in the top 10 since Atlanta's John Smoltz (6th in 2007).
 - Was the only NL pitcher to finish in the top 10 in wins, innings, starts, ERA, WHIP, and BABIP.
 - Led Major League Baseball in called strikes (664).
 - Made 32 starts (including six after turning age 40), marking his 9th season of 30 or more starts.
 - Was one of only four MLB pitchers to surpass the 200.0 innings threshold (Zack Wheeler, Walker Buehler, Sandy Alcantara), his 6th season of his career and first since 2014.
 - Became the team's first 17-game winner since Miles Mikolas (18-4) in 2018, while his 3.05 ERA was the team's best since Jack Flaherty's 2.75 mark in 2019.
 - Became the 85th pitcher all-time to reach 2,000 strikeouts, the 9th active, and the 2nd Cardinal joining Bob Gibson (3,117). Logged his 9th season with 100 or more strikeouts, 2nd all-time in Cardinals history behind Gibson (14).
 - Threw 194.2 of his 206.1 total innings to Molina, most innings by any MLB battery during the season.
 - Opponents hit a career low .220 against him, including a .180 mark (39-217) during the 3rd time through the lineup (4th-best in NL).
 - Became the 2nd Cardinal in history to win 17 games in a season after turning age 40, joining Hall of Famer Grover Alexander (21-10 at 40 in 1927).
 - His 32 starts and 174 strikeouts were franchise records for Cardinals in their age 39 season or older, while his total of 22 quality starts matched 40-year-old Alexander's record of 22 in 1927. Adam's 206.1 innings pitched ranked 3rd behind Alexander's 243.2 at age 41 and 268.0 at age 40.
 - Since 2000, became the 27th MLB pitcher age 39 or older to pitch 200 or more innings and the first since Toronto's R.A. Dickey (214.1) in 2015.
 - Adam (127) was the first pitcher aged 39 or older since Mike Mussina (131 in 2008) to throw at least 200 innings with an ERA+ of 125 or better.

CARDINALS ALL-TIME PITCHING LEADERS

Rank	Wins	Tenure
1. Bob Gibson	251	1959-75
2. Jesse Haines	210	1920-37
3. Adam Wainwright	184	2005-present

Rank	Innings Pitched	Tenure
1. Bob Gibson	3,884.1	1959-75
2. Jesse Haines	3,203.2	1920-37
3. Bob Forsch	2,658.2	1974-88
4. Bill Sherdel	2,450.2	1967-83
5. Bill Doak	2,387.0	1913-1924, '29
6. Adam Wainwright	2,375.2	2005-present

Rank	Starts	Tenure
1. Bob Gibson	482	1959-75
2. Bob Forsch	401	1974-88
3. Jesse Haines	387	1920-37
4. Adam Wainwright	358	2005-present

Rank	Games	Tenure
1. Jesse Haines	554	1920-37
2. Bob Gibson	528	1959-75
3. Bill Sherdel	465	1967-83
4. Bob Forsch	455	1974-88
5. Al Brazle	441	1943-54
6. Adam Wainwright	425	2005-present

Rank	ERA	Tenure
1. Slim Sallee	2.67	1908-16
2. Harry Brecheen	2.91	1940-52
3. Bob Gibson	2.91	1959-75
4. Bill Doak	2.93	1913-1924, '29
5. Dizzy Dean	2.99	1930-37
6. Adam Wainwright	3.35	2005-present

Rank	Strikeouts	Tenure
1. Bob Gibson	3,117	1959-75
2. Adam Wainwright	2,004	2005-present
3. Dizzy Dean	1,095	1930-37

Rank	Quality Starts	Tenure
1. Bob Gibson	328	1959-75
2. Bob Forsch	229	1974-88
4. Adam Wainwright	226	2005-present

Rank	Win Pct.	Tenure
1. Mort Cooper	.677	1938-45
3. Dizzy Dean	.641	1930-37
4. Adam Wainwright	.637	2005-present

Rank	Opp. AVG	Tenure
1. Bob Gibson	.228	1959-75
3. Harry Brecheen	.240	1940, '43-52
4. Adam Wainwright	.249	2005-present



- St. Louis won 18 of his final 21 starts and went 12-2 in his 15 starts after the All-Star break. His 10 wins and 100.2 IP after the All-Star break lead all of MLB.
- Won National League Pitcher for the Month for August, his 3rd career (June 2013 and Sept. 2014). Went 5-1 with a 1.43 ERA and 36 strikeouts in six starts, leading the NL in wins, innings pitched (44.0) and WHIP (0.80).
- Went 9-5 with a 2.74 ERA in 19 starts at Busch Stadium. Led MLB in home innings pitched (128.1), shared the MLB lead in starts, and ranked 2nd in wins.
- Threw 9.0 innings in two starts (T-1st in MLB), 8.0+ innings in seven starts (T-1st in MLB), and 7.0+ in 16 starts (2nd in MLB).
- Threw his curveball 1,034 times (33.7% of 3,068 total pitches), 2nd-most in MLB to Atlanta's Charlie Morton (1,096, 36.7%).
- Was 8-2 in 12 starts following a Cardinals loss (St. Louis was 10-2), and ended team losing streaks of six, five, four, and three (twice) games in length.
- Recorded 14 starts of tossing 100 or more pitches, most on the Cardinals and T-6th among MLB pitchers. Went 8-2 with a 1.69 ERA in those starts.
- Led all of Major League Baseball in sacrifice bunts (14), surpassing single-season career highs of nine (2007 & 2013).
- The Cardinals team defense recorded 25 outs above average with Wainwright on the mound, most by any team for any pitcher in MLB single-season history since 2016.
- Went 4-0 in four Interleague games, the best record by a Cardinal in Interleague play since it began in 1997.
- Made his 6th career Home Opener start on 4/8 vs. Milwaukee, tying Bob Gibson for most among Cardinals.
- Struck out 10 on 4/20 at Washington, his 11th career double-digit strikeout game. Became one of three Cardinals to strike out 10+ batters at age 39 years or older (Chuck Finley & Bob Gibson). Struck out seven during his 3rd time through the lineup, joining only Nolan Ryan and Tom Seaver to accomplish the feat at 39 years or older.
- Struck out his 1,000th career batter at Busch Stadium vs. NYM (5/3) fanning Dominic Smith (looking) in the 2nd inning, becoming the 24th pitcher in MLB history to record 1,000 or more strikeouts at a single stadium.
- Earned wins on both Mother's Day (5/9) & Father's Day (6/20). Pitching in his 400th career game, went 8.1 scoreless IP for his 2nd-straight win (5/9) vs. Colorado, while stretching his scoreless innings streak to 11.0 and improving to 11-1 vs. the Rockies. Was credited with a complete game in the Cardinals 9-2 win at Atlanta in Game 1 of a Father's Day doubleheader (6/20), fanning 11 in the 7-inning game.
- Became the oldest Cardinals pitcher (39 yrs.) to work 8.0 scoreless innings and allow just one hit, taking a no-decision in the Cardinals 2-1 loss in 10 innings vs. the Cubs on 5/23.
- Opposed a starting pitcher with 20 or fewer career MLB appearances in six consecutive starts from 5/28-6/20: Seth Frankoff, Vladimir Gutierrez, Jean Carlos Mejia, Braxton Garrett & Bryse Wilson.

PITCHERS IN MLB HISTORY WITH 355+ STARTS WITH ONE FRANCHISE

Pitcher	Team	Starts	
1. Walter Johnson	Senators	666	
2. Jim Palmer	Orioles	521	
3. Bob Feller	Indians	484	
	Ted Lyons	White Sox	484
5. Red Faber	White Sox	483	
6. Bob Gibson	Cardinals	482	
7. Don Drysdale	Dodgers	465	
8. Whitey Ford	Yankees	438	
9. Mel Harder	Indians	433	
	Carl Hubbell	Giants	433
11. Felix Hernandez	Mariners	418	
12. Steve Rogers	Expos	393	
13. Paul Splittorff	Royals	392	
14. Hooks Daus	Tigers	388	
15. Dave McNally	Orioles	384	
16. Brad Radke	Twins	377	
17. Clayton Kershaw	Dodgers	376	
18. Vern Law	Pirates	364	
19. Tommy Bridges	Tigers	362	
20. Adam Wainwright	Cardinals	358	
21. Mel Stottlemyre	Yankees	356	

MLB STADIUM GAMES & STARTS LEADERS

Stadium	Pitcher	G	GS
Atl-Fulton County Std	Phil Niekro	342	292
Sportsman's Park	Jesse Haines	269	186
Baker Bowl	Pete Alexander	197	162
Bennett Park	George Mullin	193	173
Busch Stadium II	Bob Forsch	233	207
Busch Stadium III	Adam Wainwright	217	186
Columbia Park	Eddie Plank	151	141
Comerica Park	Justin Verlander	189	189
Comiskey Park	Red Faber	242	136
Connie Mack Stadium	Robin Roberts	271	237
Ebbets Field	Dazzy Vance	196	172
Exhibition Stadium	Jim Clancy	171	170
Griffith Stadium	Walter Johnson	334	280
Huntington Grounds	Cy Young	153	137
LA Memorial Coliseum	Don Drysdale	89	70
Memorial Stadium	Jim Palmer	276	259
Metropolitan Stadium	Jim Kaat	243	222
Milwaukee County Std	Warren Spahn	229	204
Polo Grounds	Carl Hubbell	266	225
Robison Field	Bob Harmon	80	65
T-Mobile Park	Felix Hernandez	208	208
West Side Grounds	Three Finger Brown	171	116

MOST HITS BY TEAMMATES IN GAMES STARTED BY SAME PITCHER

Pitcher	Teammate	Team	Hits
Bob Gibson	Lou Brock	Cardinals	443
	Curt Flood	Cardinals	365
Adam Wainwright	Yadier Molina	Cardinals	324


**MOST HITS BY STARTING CATCHERS
IN GAMES STARTED BY SAME PITCHER**

Pitcher	Catcher	Hits	Starts
Red Ruffing	Bill Dickey	327	282
Adam Wainwright	Yadier Molina	323	304
Lefty Gomez	Bill Dickey	307	247
Mickey Lolich	Bill Freehan	298	324
Warren Spahn	Del Crandall	290	316

**MOST GW-RBI BY A CATCHER
IN GAMES STARTED BY SAME PITCHER**

Catcher	Pitcher	Team	GW-RBI
Terry Steinbach	Dave Stewart	Athletics	22
Bill Freehan	Mickey Lolich	Tigers	21
Yadier Molina	Adam Wainwright	Cardinals	19
Jorge Posada	Andy Pettitte	Yankees	19
Johnny Bench	Jack Billingham	Reds	19
Javy Lopez	Tom Glavine	Braves	19

**MOST GA-RBI BY A CATCHER
IN GAMES STARTED BY SAME PITCHER**

Catcher	Pitcher	Team	GA-RBI
Lance Parrish	Dan Petry	Tigers	34
Johnny Bench	Jack Billingham	Reds	33
Bill Freehan	Mickey Lolich	Tigers	31
Gary Carter	Steve Rogers	Expos	31
Terry Steinbach	Dave Stewart	Athletics	31
Yadier Molina	Adam Wainwright	Cardinals	29
Lance Parrish	Jack Morris	Tigers	29

POSTSEASONS PITCHED - MLB HISTORY

MLB Rank	Postseasons	Seasons
1. Mariano Rivera	16	1995-2007, '09-12
2. Andy Pettitte	14	1995-2003, '05, '07, '09-10, '12
John Smoltz	14	1991-93, '95-99, 2001-05, '09
4. Greg Maddux	13	1989, '93, '95-2003, '06, '08
5. Roger Clemens	12	1986, '88, '90, '95, '99-2005, '07
Tom Glavine	12	1991-93, '95-2002, '06
7. Mike Stanton	11	1991-93, '95-2002
Mike Timlin	11	1991-93, 97, 2000-01, 03-05, '07-08
Whitey Ford	11	1950, '53, '55-58, '60-64
David Wells	11	1989, '91-92, '95-98, 2002-03, '05-06
11. John Lackey	10	2002, '05, '07-09, '13-17
Clayton Kershaw	10	2008-09, '13-20
CC Sabathia	10	2001, '07-12, '17-19
14. Mike Mussina	9	1996-97, '2001-07
David Price	9	2008, '10-11, '13-18
Kenley Jansen	9	2013-21
Tim Wakefield	9	1992, '95, '98-99, 2003-05, '2007-08
Jon Lester	9	2007-09, '13-18
Adam Wainwright	9	2006, '09, 12-15, '19-21

- Hit a career-high three batters vs. Cincinnati (6/3), while becoming only the 6th Cardinal in team history (since 1906) to hit three or more batters without issuing a walk.
- Made his first career appearance at Progressive Field in Cleveland on 7/27 & gained his 175th career win. Also marked his club record 33rd career venue to pitch in.
- He and Yadier Molina made their 300th career start together on 9/3 at Milwaukee, as the duo limited Milwaukee to two runs (one earned) over 6.1 innings in the 15-4 win. St. Louis jumped out to a 8-0 lead after three innings, thanks to Wainwright RBI single that scored Molina. Became the 2nd Cardinal to win a game at age 40+ vs. Milwaukee, joining Murray Dickson (CG 7-1 win) vs. Warren Spahn & the Braves at County Stadium (6/1/57).
- Went 4-0 with a 0.30 ERA (1 ER/30.0 IP) in four starts vs. Pittsburgh. Among MLB pitchers with 4+ starts in a single season vs. the Pirates, only 1961 Cubs' Don Cardwell (0.24 ERA in four starts) had a lower ERA in MLB history.
- Threw two-hit shutout on 88 pitches at Pittsburgh on 8/17 at PNC Park, walking none and striking out seven. Became the oldest Cardinal to throw a two-hit shutout since Jim Kaat (1980) and one of eight in MLB history to do so without issuing a walk (Randy Johnson, Cy Young, Jamie Moyer, Curt Schilling, Lefty Grove, Rad Faber, Eddie Plank).
- Matched up against fellow 40+ year-old Rich Hill in a 7-0 win vs. the Mets on 9/13 at Citi Field and posted a season-high 5th straight win. The Wainwright-Hill starting matchup featured two starters both over the age of 40 for the first time in MLB since 6/18/15: Toronto's R.A. Dickey (40.232) vs. Mets' Bartolo Colon (42.025). The last time a Cardinals pitcher was involved was 6/18/33 with Dazzy Vance (42.106) vs. Cincinnati's Eppa Rixey (42.046).
- The last time Wainwright faced another starting pitcher who was older than him was 10/2/16 on the final game of the regular season: Wainwright (35.033) started opposite Pittsburgh's Ryan Vogelsong (39.072), which was Vogelsong's final career MLB appearance.
- Won his 17th and final game on 9/28 vs. Milwaukee, extending the Cardinals franchise record win streak to 17 games.

2021 POSTSEASON: Made his 28th career postseason appearance (16th start) in the NL Wild Card Game at Los Angeles Dodgers, allowing one run over 5.1 innings in St. Louis' 3-1 walk-off loss...at age 40.037, became the oldest pitcher in MLB postseason history to start a Wild Card game, breaking a record previously established by himself in the 2020 Wild Card Series at San Diego at age 39.032...became the 2nd-oldest pitcher to make a postseason start in Cardinals history. The only Cardinal older was Grover "Pete" Alexander (41.222) in Game 2 of the 1928 World Series vs. the New York Yankees...became the 3rd-oldest pitcher in MLB postseason history to start a winner-take-all game, behind Roger Clemens (41 in 2003 for NYY vs. BOS and 42 in 2004 for HOU vs. STL)...opposite Max Scherzer (age 37.071), the Wild Card Game marked only the 2nd winner-take-all game in postseason history where both starting pitchers were ages 37 or older, joining 2001 ALDS Game 5 between Cleveland's Chuck Finley (38.323) and Seattle's Jamie Moyer (38.331)...was Wainwright's 15th career postseason start with Yadier Molina behind the plate, T-5th all-time in MLB postseason history.



BACKGROUND/PERSONAL

- He and his wife, Jenny, reside in St. Simons Island, Ga., with their four daughters, Baylie Grace (9/10/06), Morgan Addison (10/22/08), Macy James (11/11/11) and Sadee Faith (12/28/15) and son, Caleb Adam (2/8/19), who was legally adopted on 4/25/19.
- Graduated in 2000 from Glynn Academy in Brunswick, Ga.
- Named the 2000 Gatorade Player of the Year in Georgia, when he was also an All-State selection in football.
- As a football player, was named All-State as a place kicker and All-Region as a wide receiver in 1999.
- Signed a college letter of intent to play baseball at Georgia Tech University.
- Originally selected by Atlanta in the first round (29th overall) in the June, 2000 First-Year Player Draft, as compensation for pitcher and future teammate Russ Springer signing with the Diamondbacks in the offseason.
- Voted by his teammates as recipient of the 2008 Darryl Kile award.
- Signed the largest contract for a pitcher in franchise history on March 28, 2013, when he inked a five-year deal that carried him through the 2018 season.
- Signed one-year free agent deals for the 2019, 2020, 2021 and 2022 seasons.
- Made a promise to his family that they would get a dog after he retires.
- Appeared in the 2016 film “Proximity,” which he filmed in the St. Louis area in 2015 while recovering from injury.
- During 2017 Spring Training, arranged for Ryan Sherriff to drive a Nissan Altima rental car, all expenses paid, so his teammate would no longer walk to and from the complex.
- Made his national TV broadcasting debut during the 2020 NLDS between the Miami Marlins and Atlanta Braves on Fox Sports 1 with Adam Amin and A.J. Pierzynski.
- Joined Amin and Pierzynski again in 2021 for the ALDS between the Chicago White Sox and Houston Astros.
- Hobbies include gardening, golfing, fishing, playing guitar, and fantasy football.
- Fan of the Georgia Bulldogs and St. Louis Blues.
- Learned to throw a curveball before the age of 10, from his older brother, Trey.

Philanthropic Efforts

- 2020 Roberto Clemente Humanitarian Award winner and four-time Cardinals nominee (2015-17, 2019), recognizing a player from each MLB club who best represents the game of Baseball through extraordinary character, community involvement, philanthropy and positive contributions, both on and off the field.
- Through his charity, Big League Impact, Adam currently works with over two dozen players to bring their charitable aspirations to life.
- At the end of 2020, approximately \$5.8 million was raised by 150 players to benefit 60 charities.
- He and his older brother Trey formed Waino’s World, Inc. in 2013, a non-profit fantasy football charity league in which more than \$110,000 was raised for St. Louis area food bank Operation Food Search and international clean water engineering organization Water Mission.

- In 2014, the charity was renamed Big League Impact, which is a 501 (c)(3) nonprofit organization whose mission is to save lives, restore dignity and instill hope in our local communities and around the globe.
- In 2014, six Fantasy Football leagues were launched by Wainwright, David Wright, Max Scherzer, Freddie Freeman, Justin Masterson and Skip Schumaker, collectively raising more than \$450,000 to benefit 20 non-profit organizations.
- Expanded to eight cities in 2015, raising over \$500,000 and passed the \$1,000,000 mark in total funds raised.
- Big League Impact and its community of professional athletes, actors, musicians, and other public figures have raised over \$3,000,000 for charitable causes and foundations through events ranging from annual Fantasy Football Leagues to karaoke sing-offs, March Madness Brackets, Digital Fantasy Contests, Dave & Buster’s game nights, and donations from local philanthropists.
- On mission trips to Ethiopia, Haiti and Honduras, Adam identified a need for water and invested to provide sustainable aid.
- Constructed Haiti’s Ferrier Village Secondary School, which opened for the 2019-2020 school year. Also partnered with Water Mission to build a clean water system for the community.
- In Honduras, Big League Impact funded the construction of a clean water system servicing over 15,000 people.
- His trip to Ethiopia led to the purchase of an 11-acre plot that is now the site of a clinic and a dairy and crop farm.
- Partnered with Crisis Aid International to feed children in Africa who would have died of starvation. When he learned the organization cared for sex trafficking victims, Big League Impact provided aid to give victims a new opportunity.
- BLI and Food for the Hungry created Striking out Poverty to meet the needs of underserved communities. Global Ambassador Roberto Clemente Jr. works with BLI to provide aid across the Dominican Republic. In 2018, 11 players raised over \$218,000 to fund baseball fields, water systems, farms and food programs.
- In 2017, launched the Striking Out Poverty initiative with Food for the Hungry, the first March Madness Bracket Challenge, and a karaoke event that raised nearly \$50,000.
- In 2018, Big League Impact oversaw 25 player-led initiatives that cleared the \$3,000,000 mark of total raised, and inked an official partnership with Yahoo Fantasy Sports—becoming its official charitable partner.
- BLI also hosted its first three Dave & Buster’s game nights in Minneapolis, St. Louis, and Seattle, bringing out dozens of Big Leaguers who competed with fans while playing video game, skee-ball, and pop-a-shot basketball tournaments.
- In 2019, created the ALL WIN fundraising campaign to provide healthy meals across the St. Louis region. Funds generated by teammates and fans allowed Crisis Aid to feed 200 families for a year in South St. Louis as well as help Operation Food Search create a rural meals program.
- In 2019, Adam and country musician Garth Brooks established a partnership between their foundations on the Home Plate Program, to provide meals for children across all MLB Club markets.

WAINWRIGHT, ADAM



JORDAN WALKER

83

HEIGHT	WEIGHT	BATS/THROWS	BIRTH DATE	ML SERVICE
6-5	230	R/R	5/22/2002	0.000

FULL NAME: Jordan Alexander Walker

BORN: Stone Mountain, Georgia

OPENING DAY AGE: 19 (Turns 20 on May 22)

BECAME CARDINAL: Selected in the first round (21st overall) of the June, 2020 First-Year Player Draft

CONTRACT STATUS: Signed through 2022

INFIELDER (NON-ROSTER)



COMPLETE RECORD

Year	Team	AVG	G	AB	R	H	2B	3B	HR	RBI	SH	SF	HBP	BB	IBB	SO	SB	CS	GDP	SLG	OBP	E
2021	Palm Beach	.374	27	99	24	37	11	1	6	21	0	2	3	18	0	21	1	0	1	.687	.475	6
	Peoria	.292	55	226	39	66	14	3	8	27	0	0	3	15	1	66	13	2	2	.487	.344	16
MINOR TOTALS		.317	82	325	63	103	25	4	14	48	0	2	6	33	1	87	14	2	3	.548	.388	22

CAREER NOTES.

- 2021 Cardinals Minor League Co-Player of the year with Juan Yepez
- Rated as the No. 1 prospect in the Cardinals organization by *Baseball America*, as well as the "Best Power Hitter" by the "Best Tools" survey entering the 2022 season.
- Was featured on the cover of *Baseball America's* 2022 N.L. Central prospect issue with the headline "Heir Jordan".
- Listed as the No. 24 overall prospect in Major League Baseball by *Baseball America* and No. 1 at the third base position.
- Has been invited to Major League Spring Training for the first time. Is the youngest player in camp at 19 years old.
- Frequently hits pitches with an exit velocity over 100 MPH and a peak of 116 MPH, as calculated by TrackMan Systems.
- Participated at the Alternate Training Site in Springfield during the 2020 COVID-19 Major League Baseball protocols.
- Back-to-back Gatorade High School Player of the Year in the state of Georgia (2019-20).

2021

- Played his first full season in professional baseball appearing in 82 games, starting at Palm Beach (Low-A) and finishing the season in Peoria (High-A). Batted a combined .317 with 14 HR and 48 RBI.
- Batted .418 with an .821 slugging percentage off left-handed pitchers including five home runs; hit .291 with a .477 slugging percentage and nine home runs against right-handed pitchers.

AWARDS & HONORS

Cardinals Minor League Co-Player of the Year

2021: Palm Beach/Peoria

Cardinals Minor League Player of the Month

2021: Palm Beach (A) - June

MiLB.com Organization All-Star

2021: Palm Beach (A) & Peoria (High-A) - 3B

Low-A Southeast Player of the Week

2021: Palm Beach (A) - June 14-20

2021: Palm Beach (A) - May 10-16

Gatorade Player of the Year - Georgia

2020: Decatur (GA) High School

2019: Decatur (GA) High School

- Cardinals Minor League Player of the Month for June, batting .390 (23-59) with 4 HR, 13 RBI and seven doubles in 15 games between Palm Beach (Low-A) and Peoria (High-A), with 14 games in Palm Beach.
- Was placed on the 7-day Injured List (5/28-6/11) while at Palm Beach with a sprained left wrist and missed six games in Peoria (7/14-7/20), but was not placed on the Injured List.



2021 CONTINUED...

- Ranked among Cardinals minor leaguers in batting (.317, 2nd), on-base pct. (.388, 9th), slugging (.548, 3rd), OPS (.936, 2nd), hits (103, T-6th), runs (63, 7th), doubles (25, T-3rd), triples (4, T-5th), home runs (14, T-8th) and stolen bases (14, T-5th).
- Hit a home run on the first pitch of his professional career, as a member of the Palm Beach (A) Cardinals off Christian Roa of the Daytona Tortugas on 5/4 at Roger Dean Chevrolet Stadium.
- Twice named Low-A Southeast Player of the Week (5/10-16 & 6/14-20).
- Was promoted to Peoria (High-A) on 6/29.
- Homered in three straight games twice, once with Palm Beach (6/19-22) and again in Peoria (9/10-14).
- Blasted a pair of home runs at Quad Cities (9/12).
- Collected a career-high 5 RBI at Quad Cities (9/7).
- Scored a run in six straight games (9/9-9/16).
- Stole one base in Palm Beach over 27 games and swiped 13 bags in 55 games in Peoria.

BACKGROUND/PERSONAL

- Graduated from Decatur (Ga.) High School.
- Signed his letter of intent to play college baseball at Duke University.
- Batted .519 with 17 HR and 43 RBI as a junior in high school in 2019 and .457 with 4 HR and a 1.555 OPS during a 16-game COVID-19 shortened season in 2020.
- Named 2019 & 2020 Georgia Gatorade High School Player of the Year.
- 2019 Georgia Region 6-A Offensive Player of the Year.
- 2019 DeKalb County Player of the Year.
- Player of the Game at the 2019 MLB High School All-Star Game.
- Was rated as No. 33 on MLB Pipeline's Top 200 Prospects List at the time of his drafting.
- His mother, Katrina, earned her master's degree in business economics at Washington University in St. Louis before also earning her master's in teaching at Emory University.
- Resides in Stone Mountain, Georgia.

WALKER, JORDAN



Celebrating his first return to Busch Stadium III after the 2011 World Series Championship, Albert Pujols trades autographed jerseys with friend and former teammate Yadier Molina after the Cardinals and Angels conclude a three-game series at Busch Stadium III, June 23, 2019.



JAKE WALSH

61

HEIGHT	WEIGHT	BATS/THROWS	BIRTH DATE	ML SERVICE
6-2	215	R/R	7/20/1995	0.000

FULL NAME: Jacob Dalton Walsh

BORN: Indialantic, Florida

OPENING DAY AGE: 26 (Turns 27 on July 20)

BECAME CARDINAL: Selected in the 16th round (484th overall) of the June, 2017 First-Year Player Draft.

CONTRACT STATUS: Signed through 2022

PITCHER



COMPLETE RECORD

Year	Team	W-L	ERA	G	GS	CG	GF	SHD	SV	IP	H	R	ER	HR	HBP	BB	IBB	SO	WP	BK	BA
2017	Johnson City	5-0	0.95	16	0	0	3	0	0	28.1	12	8	3	1	0	10	0	39	2	0	.126
2018	Palm Beach	7-4	2.24	17	16	1	1	0	0	96.1	81	32	24	7	5	21	1	69	3	0	.227
	Peoria	2-1	3.12	8	8	0	0	0	0	43.1	30	15	15	4	1	15	0	47	1	0	.192
2019	GCL Cardinals	0-0	10.80	2	1	0	0	0	0	1.2	2	2	2	0	0	1	0	4	0	0	.286
2020	DID NOT PLAY -- NO MiLB SEASON																				
2021	Memphis	0-1	9.00	4	0	0	3	0	1	4.0	2	4	4	2	1	3	0	9	0	0	.143
	Springfield	2-1	1.50	13	0	0	10	0	0	18.0	11	3	3	0	0	5	1	25	1	0	.169
MINOR TOTALS		16-7	2.39	60	25	1	17	0	1	191.2	138	64	51	14	7	55	2	193	7	0	.199

CAREER NOTES

- Enters the 2022 season rated as the No. 24 prospect in the Cardinals organization by *Baseball America*.
- Added to the St. Louis 40-Player roster on 11/19/21.
- Has pitched primarily as a relief pitcher since the conclusion of 2019 after making 25 starts between 2018-19.
- Has career marks of 8-5 with a 2.59 ERA in 25 career starts (135.1 IP) and is 8-2 with a 1.92 ERA in 35 career relief appearances (56.1 IP) with one save.
- Pitched for Glendale in the 2021 Arizona Fall League and led the league with four saves.
- Twice named Cardinals Minor League Pitcher of the Month: May 2021 with Springfield (AA) and August 2018 with High-A Palm Beach.

AWARDS & HONORS

Cardinals Minor League Pitcher of the Month

2021: Springfield (AA) - May

2018: Palm Beach (High-A) - August

- Struck out a career-high 10 batters over 6.0 innings vs. Kane County (5/18/18). Threw a career-high 7.1 innings at Daytona (5/12/18) in his previous outing.
- Took the loss in his lone 2018 Florida State League playoff start, striking out seven over 5.0 innings allowing three runs.
- Struck out a batter in each of his 16 relief appearances during the 2017 season.
- Ran off a career-high 12.2 scoreless innings (7/18-8/8/17).



2021

- Appeared in 17 games out of the bullpen between Springfield (AA) and Memphis (AAA) posting a 2-2 record with a 2.86 ERA and one save. Posted a 12.5 strikeouts/9 IP mark (25 K/18.0 IP).
- Began the season in Springfield before a late-season promotion to Memphis, appearing in his first Triple-A game on Sept. 21.
- Recorded his first professional save vs. Charlotte (10/3), striking out two batters in a scoreless inning.
- Named Cardinals Minor League Pitcher of the Month for May with a 2-1 record and 1.29 ERA. Struck out 19 batters over 14.0 innings with a 12.0 inning scoreless streak (5/9-5/27), two appearances of 3.0 innings or more, including a season-high of 3.2 innings at Arkansas (5/14).
- Did not allow a home run in his 13 appearances in Springfield.
- Pitched for Glendale in the Arizona Fall League posting an 0-1 record with an 8.10 ERA. Led the league with four saves in five opportunities.

BACKGROUND/PERSONAL

- Played one season of college baseball at Jacksonville State (AL) University before transferring to Eastern Florida State College in Melbourne, Fla.
- Eventually landed at Florida Southern University, a prominent Division II program which produced former All-Stars Rob Dibble, John Hudek and Matt Joyce.
- Was 12-1 with a 2.62 ERA in 16 starts at Florida Southern in 2017. Was team co-MVP and finalist for the Brett Tomko Award as Division II Pitcher of the Year.
- Struck out 104 batters over 99.2 innings with five double-digit strikeout games.
- Graduated from Melbourne (Fla.) High School in 2014.
- Resides in Indialantic, Florida.

WALSH, JAKE



(L-R): Cardinals manager Mike Matheny, pitcher Pat Neshek, third baseman Matt Carpenter, pitcher Adam Wainwright, and catcher Yadier Molina recognized as 2014 National League All-Stars pregame at Busch Stadium III, July 10, 2014.



AUSTIN WARNER

HEIGHT	WEIGHT	BATS/THROWS	BIRTH DATE	ML SERVICE
5-11	195	L/L	6/27/1994	0.000

FULL NAME: Austin Scott Warner

BORN: Louisville, Kentucky

OPENING DAY AGE: 27 (Turns 28 on June 27)

BECAME CARDINAL: Signed by the Cardinals as a non-drafted free agent, June 23, 2017

CONTRACT STATUS: Signed through 2022

PITCHER (NON-ROSTER)



WARNER, AUSTIN

COMPLETE RECORD

Year	Team	W-L	ERA	G	GS	CG	GF	SHO	SV	IP	H	R	ER	HR	HBP	BB	IBB	SO	WP	BK	BA
2016	River City (Ind.)	4-1	4.42	10	6	0	2	0	0	38.2	42	19	19	6	5	14	0	42	1	0	---
2017	Palm Beach	1-0	0.00	1	0	0	1	0	0	3.0	2	0	0	0	0	1	0	3	0	0	.200
	Peoria	2-4	3.00	9	9	0	0	0	0	48.0	43	21	16	4	1	14	0	51	0	0	.236
	GCL Cardinals	1-0	0.77	3	2	0	0	0	0	11.2	9	2	1	0	0	0	0	19	1	1	.209
	River City (Ind.)	2-0	3.74	6	6	0	0	0	0	33.2	34	15	14	2	2	12	0	32	0	0	---
2018	Memphis	1-2	4.33	7	7	0	0	0	0	35.1	56	20	17	7	2	11	0	23	2	0	.371
	Springfield	2-3	5.34	6	6	0	0	0	0	32.0	28	19	19	3	3	19	0	25	1	0	.231
	Palm Beach	3-3	3.41	12	12	1	0	+1	0	74.0	78	30	28	1	1	13	2	77	1	0	.274
2019	Memphis	4-2	5.70	11	11	0	0	0	0	60.0	71	40	38	15	3	30	1	55	3	0	.296
	Springfield	4-6	3.83	15	14	0	0	0	0	82.1	83	41	35	10	4	25	1	88	2	0	.261
2020		DID NOT PITCH -- ALTERNATE TRAINING SITE ONLY																			
2021	Memphis	7-3	3.34	41	5	0	10	0	2	72.2	57	33	27	8	6	22	1	75	4	1	.213
MINOR TOTALS		25-23	3.89	105	66	1	11	1	2	419.0	427	206	181	48	20	135	5	416	14	2	.264
INDEPENDENT TOTALS		6-1	4.11	16	12	0	2	0	0	72.1	76	34	33	8	7	26	0	74	1	0	---

+ Tied for League Lead

CAREER NOTES

- Undrafted free agent out of Bellarmine University (KY) played two seasons in the Independent Leagues before he was signed as a non-drafted free agent in 2017.
- 2019 Texas League Mid-Season All-Star
- 2018 Florida State League Mid-Season All-Star
- Pitched for Panama during the 2021 Caribbean Series. Made two relief appearances and was 1-0 with a 2.25 ERA and two strikeouts over 4.0 innings pitched. Earned his win over Venezuela in the opening game.
- Named Pitcher of the Week in the Texas League (6/16/19) and Florida League League (5/27/18).
- Participated in the Spring Training Early Program (S.T.E.P.) prior to the 2019 season. Has made 105 career appearances in the minor leagues with 66 starts. Compiled a record of 25-23 with a 3.89 ERA.
- Struck out a career-high 11 batters over 7.2 innings at Clinton (8/7/17) while with Peoria (A), his most strikeouts in a game since pitching in high school.
- Pitched a 9.0-inning three-hit shutout with a walk and 10 strikeouts at Lakeland (5/21/18). One of 11 pitchers to throw a shutout in the Florida State League in 2018.
- Was 6-1 with a 4.11 ERA while pitching 72.1 innings with 74 strikeouts for Independent League franchise, River City (Mo.), before the Cardinals signed him.
- Made two postseason appearances in the minor leagues, first taking a loss while pitching 6.0 innings for Peoria in the 2017 Midwest League playoffs at Quad Cities (9/7/17) and a scoreless relief appearance for Memphis at Fresno (9/12/18) in the Pacific Coast League playoffs.



2021

- Made 41 appearances with five starts, his first season pitching primarily in relief after 61 career starts in 64 appearances entering 2021.
- Posted career-high marks with 41 appearances and seven wins.
- Was 0-1 with a 3.71 ERA in five starts and 7-2 with a 3.23 ERA in 36 relief appearances.
- Recorded his first two professional saves at Durham (8/4) and at Jacksonville (9/25).
- Maxed out at 4.1 innings in two of his starts with his longest relief outing at 3.2 innings vs. Durham (5/5).
- Struck out a season-high six batters at Gwinnett (5/26) in 3.0 innings of relief, despite allowing a season-high five runs on three hits.
- Ran off a scoreless streak of 9.2 innings over five appearances (7/9-25).
- Allowed eight home runs on the season with seven coming against right-handed batters.
- Had a torrid July and August posting marks of 3-1 with a 1.35 ERA over 17 appearances covering 26.2 innings with a18 strikeouts and only two walks, (both in July), compiling an 0.64 WHIP.
- Pitched for Licey in the Dominican Winter League along with teammates Andrew Knizner and Génesis Cabrera. Was 1-1 with a 40.50 ERA over three relief appearances.

AWARDS & HONORS

Texas League Mid-Season All-Star
2019: Springfield (AA)

Texas League Pitcher of the Week
2019: Springfield (AA) - June 10-16

Florida State League Mid-Season All-Star
2018: Palm Beach (High-A)

Florida State League Pitcher of the Week
2018: Palm Beach (High-A) - May 21-27

BACKGROUND/PERSONAL

- Pitched four seasons at Bellarmine University in his hometown in Louisville, Ky., posting a 15-12 record with a 3.37 ERA over 54 career appearances with six complete games and three shutouts.
- Led Bellarmine in strikeouts his junior and senior seasons.
- Pitched for Mankato in the Northwoods League during the 2015 summer with a 1-6 record and 3.93 ERA over 17 appearances with nine starts.
- Played high school baseball at Trinity (Ky.) High School where he once struck out 19 batters in a game vs. Seneca High School. Was named a first-team All-Catholic League by LouisvilleCatholicSports.com.
- Resides in Louisville, Kentucky.



Yadier Molina and Chris Carpenter during a mound visit in Game 1 of the 2009 National League Division Series at Dodger Stadium, October 7, 2009.



KODI WHITLEY

38

HEIGHT	WEIGHT	BATS/THROWS	BIRTH DATE	ML SERVICE
6-4	230	R/R	2/21/1995	1.115

FULL NAME: Kodi James Whitley

BORN: Clayton, North Carolina

OPENING DAY AGE: 27

BECAME CARDINAL: Selected in the 27th round (814th overall) of the June, 2017 First-Year Player Draft

CONTRACT STATUS: Signed through 2022

MLB DEBUT: July 26, 2020 vs. Pittsburgh

PITCHER



COMPLETE RECORD

Year Team	W-L	ERA	G	GS	CG	GF	SHO	SV	IP	H	R	ER	HR	HBP	BB	IBB	SO	WP	BK	BA
2017 Palm Beach	0-0	0.00	1	0	0	0	0	0	3.0	1	0	0	0	0	1	0	3	0	0	.100
Cardinals	0-0	1.84	12	0	0	7	0	2	14.2	15	4	3	0	1	3	1	19	2	0	.283
2018 Peoria	4-2	2.51	41	2	0	24	0	9	71.2	67	25	20	2	2	26	0	68	3	0	.248
2019 Memphis	2-0	1.52	16	0	0	6	0	2	23.2	21	5	4	0	0	4	0	27	1	0	.233
Springfield	1-4	1.83	31	0	0	21	0	7	39.1	31	14	8	3	1	13	2	46	3	0	.208
Palm Beach	0-0	0.00	3	0	0	0	0	0	4.1	1	0	0	0	0	2	0	5	0	0	.077
2020 ST. LOUIS	0-0	1.93	4	0	0	1	0	0	4.2	2	1	1	1	0	1	0	5	0	0	.125
2021 Memphis	3-0	1.69	12	0	0	9	0	3	16.0	11	4	3	1	1	7	0	21	0	0	.193
Springfield#	1-2	13.50	6	1	0	1	0	0	4.2	5	8	7	1	0	3	0	8	0	0	.278
ST. LOUIS	0-0	2.49	25	0	0	6	0	0	25.1	15	8	7	1	0	12	0	27	1	1	.172
MINOR TOTALS	11-8	2.28	122	3	0	68	0	23	177.1	152	60	45	7	5	59	3	197	9	0	.230
MAJOR TOTALS	0-0	2.40	29	0	0	7	0	0	30.0	17	9	8	2	0	13	0	32	1	1	.165

Injury Rehabilitation Assignment

Note: Major League Uniform Numbers Worn: 38 (2020-present)

WILD CARD RECORD

Year Team	W-L	ERA	G	GS	CG	GF	SHO	SV	IP	H	R	ER	HR	HBP	BB	IBB	SO	WP	BK	BA
2020 STL at SD	0-0	27.00	1	0	0	0	0	0	0.1	1	1	1	1	0	0	0	0	0	0	.500
2021 STL at LAD	DID NOT PLAY -- ON POSTSEASON ROSTER																			
W.C. TOTALS	0-0	27.00	1	0	0	0	0	0	0.1	1	1	1	1	0	0	0	0	0	0	.500

REGULAR SEASON FIELDING RECORD

Position	PCT	G	PO	A	E	TC	DP
Pitcher	1.000	29	3	2	0	5	0

REGULAR SEASON BATTING RECORD

Year Team	AVG	G	AB	R	H	2B	3B	HR	RBI	SH	SF	HBP	BB	IBB	SO	SB	CS	GDP	SLG	OBP	E
2021 ST. LOUIS	.000	25	0	0	0	0	0	0	0	0	0	0	0	0	0	0	0	0	.000	.000	0
MAJOR TOTALS	.000	29	0	0	0	0	0	0	0	0	0	0	0	0	0	0	0	0	.000	.000	0



2021

- Did not open the season on the Opening Day roster, but was recalled on April 13 and made a career-high 25 Major League appearances while appearing in 18 minor league games at Memphis (AAA) and Springfield (AA), including injury rehabilitation assignment.
- Missed 38 games on the 10-day Injured List (5/30-7/10) with back spasms.
- Finished the season on a 15.2 inning scoreless streak, the longest in his career and 5th-longest active to finish the season in the National League.
- Did not allow a Major League run after May 21.
- Recorded a Hold in three of his final four appearances.
- Did not allow a hit in High Leverage situations all season striking out seven of 14 total batters faced (0-for-11, 2 BB).
- Did not allow a run in 11 Sept. appearances scattering seven singles (7-43, .163) while fanning 17-of-48 (35.4%) batters faced.
- Tied for 7th among Cardinals pitchers with Luis Garcia and Andrew Miller with six games finished.
- Allowed one home run at PHI (4/16) to JT Realmuto and did not allow another to his last 86 batters faced.
- Did not allow a run in five appearances pitching on consecutive days.
- Made six appearances of four outs or more with two scoreless innings twice (vs. WSH 4/13 & vs. LAD 9/6).
- Held left-handed batters to a .154 (8-52) BA and right-handers to .200 (7-35). He only allowed three extra base hits all season (2 doubles, 1 home run).
- Limited opposition to .087 (2-23) w/ runners in scoring position.
- Did not allow a run in five day game appearances (6.0 innings).
- Struck out a batter in 17-of-25 appearances including his last eight consecutive to finish the season.

2021 POSTSEASON: Was on the postseason roster for the 2021 Wild Card game at Los Angeles but did not pitch in the game...was his second straight season on the postseason roster...was one of five former Division II collegiate baseball players on 2021 postseason rosters including teammate RHP Miles Mikolas, OF Chas McCormick (HOU), LHP Alex Vesia (LAD) and INF Joey Wendle (TB).

BACKGROUND/PERSONAL

- Graduated from Cleveland High School in Johnston County, N.C., where he was a High Honors graduate and National Honor Society member. Made All-Conference his sophomore through senior seasons in baseball.
- Played college baseball at Division II University of Mount Olive (NC), posting a 15-6 mark with a 3.54 ERA in 33 career appearances.
- Was the 2014 Conference Carolinas Freshman of the Year and an All-First Team Selection.
- Is one of four players in Major League history from Mount Olive joining active LHP Bruce Zimmerman (BAL), and former RHP Carter Capps (SEA, MIA, SD) and C Steve Minter (SF, ANA)
- Missed his entire junior season and most of his senior season at Mount Olive due to Tommy John surgery.
- Resides in Clayton, North Carolina.



Yadier Molina confronts Manny Ramirez in the fourth inning of Game 4 of the 2004 World Series at Busch Stadium II, October 27, 2004.



NICK WITTGREN

30

HEIGHT	WEIGHT	BATS/THROWS	BIRTH DATE	ML SERVICE
6-3	216	R/R	5/29/91	5.071

FULL NAME: Nicholas James Wittgren

BORN: Torrence, California

OPENING DAY AGE: 30 (Turns 31 on May 29)

BECAME CARDINAL: Signed as a free agent, March 13, 2022

CONTRACT STATUS: Signed through 2022

MLB DEBUT: April 19, 2016 vs. Washington

PITCHER



COMPLETE RECORD

Year	Team	W-L	ERA	G	GS	CG	GF	SHO	SV	IP	H	R	ER	HR	HBP	BB	IBB	SO	WP	BK	BA
2012	Greensboro	0-0	0.00	6	0	0	6	0	2	6.0	1	0	0	0	0	1	0	13	1	0	.053
	Jamestown	0-2	1.46	17	0	0	15	0	11	24.2	24	4	4	0	1	4	0	34	0	0	.250
2013	Jacksonville	0-0	0.00	4	0	0	1	0	1	4.0	0	0	0	0	0	0	0	4	0	0	.000
	Jupiter	2-1	0.83	48	0	0	38	0	*25	54.1	42	7	5	1	2	10	1	59	0	0	.211
2014	Jacksonville	5-5	3.55	52	0	0	42	0	20	66.0	73	31	26	6	2	14	4	56	2	1	.281
2015	New Orleans	1-6	3.03	51	0	0	39	0	19	62.1	58	22	21	6	1	8	0	64	1	0	.245
	Jacksonville	0-0	0.00	2	0	0	2	0	1	1.2	0	0	0	0	0	0	0	3	0	0	.000
2016	New Orleans	1-0	1.42	10	0	0	8	0	2	12.2	6	2	2	1	0	4	0	11	1	0	.143
	Miami	4-3	3.14	48	0	0	9	0	0	51.2	50	18	18	6	1	10	2	42	1	0	.254
2017	New Orleans	0-0	0.00	5	0	0	5	0	0	5.0	3	0	0	0	0	0	0	6	0	0	.158
	Miami	3-1	4.68	38	0	0	3	0	0	42.1	46	22	22	5	0	13	1	43	2	0	.277
2018	New Orleans#	0-5	5.22	25	0	0	15	0	2	29.1	34	21	17	4	1	8	1	34	3	0	.283
	Jacksonville#	0-1	13.50	2	0	0	0	0	0	1.1	4	2	2	2	1	0	0	1	0	0	.571
2019	Miami	2-1	2.94	32	0	0	6	0	0	33.2	29	13	11	1	1	15	3	31	2	0	.223
	Columbus	0-0	3.86	2	0	0	0	0	0	2.1	3	2	1	0	0	2	0	4	0	0	.273
2020	Cleveland	5-1	2.81	55	0	0	13	0	4	57.2	47	22	18	10	0	15	1	60	0	0	.218
	Cleveland	2-0	3.42	25	0	0	6	0	0	23.2	18	9	9	4	5	6	2	28	0	0	.209
2021	Cleveland	2-9	5.05	60	1	0	13	0	1	62.1	61	38	35	13	2	17	5	61	2	0	.261
MINOR TOTALS		9-20	2.60	224	0	0	171	0	83	269.2	248	91	78	20	8	51	6	289	8	1	.241
MAJOR TOTALS		18-15	3.75	258	1	0	50	0	5	271.1	251	122	113	39	9	76	14	265	7	0	.244

Injury Rehabilitation Assignment * Led League

Note: Major League Uniform Numbers Worn: 64 (2016-18), 62 (2019-21)

REGULAR SEASON FIELDING RECORD

Position	PCT	G	PO	A	E	TC	DP
Pitcher	1.000	258	17	22	0	39	3

REGULAR SEASON BATTING RECORD

Year	Team	AVG	G	AB	R	H	2B	3B	HR	RBI	SH	SF	HBP	BB	IBB	SO	SB	CS	GDP	SLG	OBP	E
MAJOR TOTALS		.000	117	4	0	0	0	0	0	0	0	0	0	0	0	1	0	0	0	.000	.000	0



WILD CARD RECORD

Year Team	W-L	ERA	G	GS	CG	GF	SHO	SV	IP	H	R	ER	HR	HBP	BB	IBB	SO	WP	BK	BA
2020 CLE vs. NYY	0-0	0.00	1	0	0	0	0	0	1.1	0	0	0	0	0	2	0	3	0	0	.000

CAREER TRANSACTIONS

- Selected by the Miami Marlins in the ninth round (287th overall) of the 2012 June, First-Year Player Draft.
- On Miami injured list (right elbow strain), July 27 to end of season, 2017.
- On Miami injured list (right middle finger contusion), June 1, 2018; included injury rehabilitation assignments to Jacksonville (AA) and New Orleans (AAA).
- Acquired by Cleveland Indians in exchange for minor league RHP Jordan Milbrath, February 4, 2019.
- Signed by the St. Louis Cardinals as a free agent, March 13, 2022.

2021 SEASON HIGHS

- Most IP:** 2.0, 3x. Last: 8/14 at Detroit
- Most Strikeouts:** 3, 5x. Last: 8/14 at Detroit
- Most Walks:** 3, twice. Last: 9/20/21 vs. Kansas City
- Most Runs Allowed:** 5, 7/23 vs. Tampa Bay
- Most ER Allowed:** 5, 7/23 vs. Tampa Bay
- Most Hits Allowed:** 3, 7x. Last: 9/5 at Boston
- Most HRs Allowed:** 1, 13x. Last: 9/17 vs. New York Yankees
- Longest Winning Streak:** 2 games, 5/4-5
- Longest Losing Streak:** 8 games, 6/25-present
- Longest Scoreless Streak:** 5.0, 6/12-21

CAREER HIGHS

- Most IP:** 3.0 IP, twice. Last: 4/13/17 vs. New York Mets
- Most Strikeouts:** 4, three times. Last: 4/10/19 at Detroit
- Most Walks:** 3, twice. Last: 9/20/21 vs. Kansas City
- Most Runs Allowed:** 5, 7/23/21 vs. Tampa Bay
- Most ER Allowed:** 5, 7/23/21 vs. Tampa Bay
- Most Hits Allowed:** 4, twice. Last: 7/19/17 vs. Philadelphia
- Most HRs Allowed:** 2, 9/12/20 at Minnesota
- Longest Winning Streak:** 4 games, twice. Last: 4/24/19-7/15/19
- Longest Losing Streak:** 8 games, 6/25/21-present
- Longest Scoreless Streak:** 12.2, 6/29/16-7/27/16
- Last Start:** 9/20/21 vs. Kansas City

CAREER NOTES

- Signed with the Cardinals on March 13, 2022, the day before Spring Training camp began.
- The Cardinals are his third professional team. Spent three seasons previously with both his original drafting team Miami (2016-18) and most recently Cleveland (2019-21).
- Has compiled a career ERA of 3.75 over 258 career Major League appearances.
- Has an Inherited Runners Scored percentage of 19.8 (106 inherited runners/21 scored) over his career, ranking 6th among MLB pitchers since 2016 (min. 250 appearances).
- Enters the 2022 season with losses in his last eight decisions dating back to June 25, 2021, T-2nd longest active streak with Taijuan Walker and trailing Jake Arrieta (10).
- Since his Major League debut in 2016, ranks 20th among MLB pitchers (min. 250 appearances) with a 3.49 strikeout/walk ratio.
- Recorded career-highs with five wins, four saves and 12 Holds during the 2019 season
- Ranked T-3rd among American League pitchers with a Cleveland team-high 10 Holds in 2020.
- Posted a career-high 12.2 scoreless inning streak in his rookie season in 2016, which ranked 5th among National League rookie relievers.
- Made one career postseason appearance in Game 2 of the 2020 Wild Card round vs. NYY (9/30). Struck out three batters and walked two in 1.1 scoreless innings while stranding two runners.
- Has not committed an error in 39 total chances over his six MLB seasons. Only error in professional baseball came with New Orleans (AAA) in 2015.
- Landed on the Injured List twice in back-to-back seasons suffering a right elbow strain in 2017 and a right middle finger contusion in 2018. Required surgery by Dr. James Andrews to remove a bone chip in his right elbow on Sept. 26, 2017.
- Led the Florida State League with 25 saves in 2013, with his 26 saves overall ranking 2nd among Marlins minor league relievers behind Chris Hatcher (33).



2021

- Posted career-highs with 60 appearances, 62.1 innings pitched and 61 strikeouts in his final season with Cleveland.
- Ranked 3rd among team relievers in appearances behind Bryan Shaw (81) and Emmanuel Clase (71).
- Held right-handed batters to a .219 BA while striking out 40 of 147 total batters faced (27.2%).
- Was 2-0 with a 2.53 ERA in 11 May appearances allowing just four hits (2 HR). Posted a 2.25 ERA in 12 August appearances while suffering four losses.
- Made his first career start vs. KC (9/20) pitching two-thirds of an inning, allowing two runs on one hit while tying a season-high three walks over 30 pitches in a 4-2 loss.
- Suffered a stretch of eight losing decisions (6/25-end of season) with seven coming after the All-Star Break. It was the most Post All-Star losses by an Indians pitcher since Trevor Bauer lost seven in 2015 and only the third Indians pitcher to lose seven Post All-Star Break since 2000.
- Recorded his first save of the season and fifth career in his second appearance of the season, a scoreless inning vs. KC (4/7).
- May 10 appearances of four outs or more with eight of them scoreless, all of those appearances were of five outs or more.
- Posted an Inherited Runners Score mark of 14.3% (14 IR/2 S).
- Pitched on consecutive days seven times.

BACKGROUND/PERSONAL

- Graduated from McCutcheon (IN) High School in Lafayette, Ind., where he also lettered in basketball and tennis.
- Played college baseball at Purdue University where he helped lead the 2012 Boilermakers to their first regular season Big Ten title since 1909.
- Left Purdue as the Boilermakers all-time leader in saves (22) and strikeouts/9 IP (9.20).
- Earned Second Team All-Big Ten honors in his first season at Purdue (2011).
- Transferred to Purdue from Parkland Junior College in Champaign, Ill., for the 2010 season where he led the team to a 5th place finish in the NJCAA Division II World Series.
- Played for Hyannis in the 2011 Cape Cod League.
- Regularly volunteered at the Cleveland Animal Protection League.
- Resides in Jupiter, Florida, with his wife Ashley and son, Jackson.

AWARDS & HONORS

- Pacific Coast League Mid-Season All-Star**
2015: New Orleans (AAA)
- Marlins Minor League Player of the Month**
2013: Jupiter (A) - August
- MiLB.com Organization All-Star**
2013: Miami Marlins
- New York-Penn League Mid-Season All-Star**
2013: Florida State League (A)
- Florida State League Postseason All-Star**
2013: Jupiter (A)
- Arizona Fall League All-Prospect Team**
2013: Glendale
- New York-Penn League Mid-Season All-Star**
2012: Jamestown (SS-A)

CAREER MILESTONES

- Major League Debut**
April 19, 2016 vs. Washington
- First Major League Win**
June 2, 2016 vs. Pittsburgh
- First Major League Save**
April 17, 2019 at Seattle
- First Major League Strikeout**
April 22, 2016
(7th inning, Matt Duffy, looking)
- 100th Career Major League Appearance**
May 25, 2018 vs. Washington
- 250th Career Major League Appearance**
September 8, 2021 vs. Minnesota



JAKE WOODFORD

40

HEIGHT	WEIGHT	BATS/THROWS	BIRTH DATE	ML SERVICE
6-4	210	R/R	10/28/1996	1.115

FULL NAME: Jacob Robert Woodford

BORN: St. Petersburg, Florida

OPENING DAY AGE: 25

BECAME CARDINAL: Selected in the supplemental first round (39th overall) of the June, 2015 First-Year Player Draft

CONTRACT STATUS: Signed through 2022

MLB DEBUT: August 15, 2020 at Chicago White Sox

PITCHER



COMPLETE RECORD

Year Team	W-L	ERA	G	GS	CG	GF	SHO	SV	IP	H	R	ER	HR	HBP	BB	IBB	SO	WP	BK	BA
2015 GCL Cardinals	1-0	2.39	8	5	0	2	0	1	26.1	26	10	7	1	2	7	0	21	3	0	.260
2016 Peoria (A)	5-5	3.31	21	21	0	0	0	0	108.2	104	47	40	7	6	37	0	82	4	1	.254
2017 Palm Beach	7-6	*3.10	23	21	0	0	0	0	119.0	128	57	41	7	9	39	0	72	5	0	.280
2018 Springfield	3-8	5.22	16	16	0	0	0	0	81.0	94	52	47	13	8	35	0	56	7	1	.290
Memphis	5-5	4.50	12	12	0	0	0	0	64.0	64	37	32	5	4	27	0	45	1	0	.261
2019 Memphis	9-8	4.15	26	+26	0	0	0	0	151.2	124	75	70	22	5	*75	0	131	7	0	*.223
2020 ST. LOUIS	1-0	5.57	12	1	0	4	0	0	21.0	20	13	13	7	0	5	0	16	1	0	.253
2021 ST. LOUIS	3-4	3.99	26	8	0	4	0	0	67.2	66	32	30	7	8	25	0	50	2	0	.261
Memphis	2-3	4.50	7	7	0	0	0	0	34.0	41	21	17	4	1	12	0	25	1	0	.299
MINOR TOTALS	32-35	3.91	113	108	0	2	0	1	584.2	581	299	254	59	35	232	0	432	28	2	.261
MAJOR TOTALS	4-4	4.36	38	9	0	8	0	0	88.2	86	45	43	14	8	30	0	66	3	0	.259

* Led league + Tied for League Lead

Note: Major League Uniform Numbers Worn: 40 (2020-present)

WILD CARD RECORD

Year Team	W-L	ERA	G	GS	CG	GF	SHO	SV	IP	H	R	ER	HR	HBP	BB	IBB	SO	WP	BK	BA
2021 STL at LAD																				

DID NOT PLAY -- ON POSTSEASON ROSTER

REGULAR SEASON FIELDING RECORD

Position	PCT	G	PO	A	E	TC	DP
Pitcher	.938	38	5	10	1	16	1

REGULAR SEASON BATTING RECORD

Year Team	AVG	G	AB	R	H	2B	3B	HR	RBI	SH	SF	HBP	BB	IBB	SO	SB	CS	GDP	SLG	OBP	E
2021 ST. LOUIS	.111	26	18	0	2	0	0	0	0	0	0	0	0	0	9	0	0	0	.111	.111	1

CAREER TRANSACTIONS

- Selected by St. Louis Cardinals in the supplemental first round (39th overall) of the June, 2015 First-Year Player Draft.



2021 SEASON HIGHS

Most IP (Starter): 5.2, 7/19 vs. Chicago Cubs
Most IP (Relief): 5.1, 9/4 at Milwaukee
Most Strikeouts (Starter): 6, 7/19 vs. Chicago Cubs
Most Strikeouts (Relief): 6, 5/28 at Arizona
Most Walks (Starter): 2, 4x. Last: 9/26 vs. Chicago Cubs
Most Walks (Relief): 2, 4x. Last: 6/18 at Atlanta
Most Runs Allowed (Starter): 7, 7/31 vs. Minnesota
Most Runs Allowed (Relief): 3, 5/15 at San Diego
Most ER Allowed (Starter): 5, 7/31 vs. Minnesota
Most ER Allowed (Relief): 3, 5/15 at San Diego
Most Hits Allowed (Starter): 7, twice. Last: 7/31 vs. Minnesota
Most Hits Allowed (Relief): 3, twice. Last: 6/27 vs. Pittsburgh
Most HRs Allowed: 2, 6/27 vs. Pittsburgh
Longest Winning Streak: 1 game, 3x. Last: 9/21
Longest Losing Streak: 2 games, 7/24-31
Longest Scoreless Streak: 11.0 IP, 9/14-26

CAREER HIGHS

Most IP (Starter): 5.2, 7/19/21 vs. Chicago Cubs
Most IP (Relief): 5.1, 9/4/21 at Milwaukee
Most Strikeouts (Starter): 6, 7/19/21 vs. Chicago Cubs
Most Strikeouts (Relief): 6, 5/28/21 at Arizona
Most Walks (Starter): 2, 4x. Last: 9/26/21 vs. Chicago Cubs
Most Walks (Relief): 3, 9/15/20 at Milwaukee
Most Runs Allowed (Starter): 7, 7/31/21 vs. Minnesota
Most Runs Allowed (Relief): 5, 9/15/20 at Milwaukee
Most ER Allowed (Starter): 5, 7/31/21 vs. Minnesota
Most ER Allowed (Relief): 5, 9/15/20 at Milwaukee
Most Hits Allowed (Starter): 7, twice. Last: 7/31/21 vs. Minnesota
Most Hits Allowed (Relief): 5, 8/28/20 vs. Cleveland
Most HRs Allowed: 2, 6/27/21 vs. Pittsburgh
Longest Winning Streak: 2 games, 9/19/20-5/28/21
Longest Losing Streak: 2 games, 7/24-7/31/21
Longest Scoreless Streak: 11.0 IP, 9/14-26/21

CAREER NOTES

- Former first round selection out of high school made his Major League debut in 2020 in the second game of a doubleheader after the Cardinals returned from a 17-day absence from playing due to a COVID breakout. Has pitched as both a starter and out of the bullpen.
- Has career marks of 2-3 with a 4.05 ERA in nine career Major League starts (40.0 IP) and 2-1 with a 4.62 ERA in 29 relief appearances (48.2 IP).
- Ranked in the Top 11 among MLB pitchers in average of vertical movement on his curveball each of the last two seasons at 11th in 2021 (7.2 inches) and 10th in 2020 (8.0 inches). Baseball Savant
- His Major League debut came at Chicago White Sox (8/15/20). Tossed 3.0 innings starting the second game of the doubleheader and received a no-decision. Allowed one run on one hit, a solo home run by Luis Robert, with three strikeouts.
- Earned his first Major League win in a relief appearance at Pittsburgh (9/19/20) closing out an inning, while the Cardinals rallied for five runs in the 7th en route to a 5-4 win at PNC Park.
- A three-time Minor League All-Star in his first five professional seasons, earning honors in the Pacific Coast League (2019), Texas League (2018) and Midwest League (2016).
- Named as the starting pitcher for the Pacific Coast League in the 2019 Triple-A All-Star Game, tossing two scoreless innings with two strikeouts and earning the win.
- Started 20 or more games and pitched 108 innings or more in each of his first four full minor league seasons and leads all Cardinals minor league pitchers in wins (26), games started (82) and innings pitched (449.2) since 2017; Austin Warner ranking second with 24 wins, 64 games started and 407.1 IP.
- Led the 2019 Pacific Coast League in lowest opponent BA (.223), tied for the league lead in games started (26), while ranking in the Top 3 in strikeouts (131, 3rd), qualifying ERA (4.15, 3rd), innings pitched (151.2, 2nd) and WHIP (1.31, 3rd).
- Won League Championships with Memphis (AAA) in 2018 and Palm Beach (A) in 2017.
- Clinched the 2018 PCL Championship after throwing 7.1 scoreless innings of three-hit ball with six strikeouts for the win in Game 4 vs. Fresno (9/15).
- Tied for the 2018 Minor League lead with 12 other pitchers making a career-high 28 starts.
- Led the Florida State League in ERA (3.10) in 2017.



2021

- Made his first 17 appearances out of the bullpen before starting 8 of his last 9 games with the Cardinals.
- Was 2-3 with a 4.14 ERA in eight starts and 1-1 with a 3.82 ERA in 18 relief appearances.
- Led Cardinals pitchers with two pick-offs with Kwang Hyun Kim (T-13th among N.L. pitchers).
- Ranked 3rd among Cardinals pitchers with a career-high eight hit batsmen (Martinez 11, Wainwright 9).
- Held right-handed batters to a .208 BA with two home runs.
- 10 of his 18 relief appearances were four batters or more.
- Pitched 5.0 or more innings in five of his eight starts and topped out with a season-high 88 pitches at CIN (7/24). Finished the season with three straight starts of 5.0 innings or more, all against N.L. Central opponents.
- Posted longest relief outing by a Cardinal, hurling 5.1 innings at Milwaukee (9/4) and also recorded the most strikeouts by a Cardinals reliever with six at ARI (5/28).
- Allowed seven sacrifice flies, T-2nd among NL pitchers with Madison Bumgarner and trailing Marcus Stroman (8).

2021 POSTSEASON: Was on the postseason roster for the 2021 Wild Card game at Los Angeles, but did not pitch.

BACKGROUND/PERSONAL

- Signed his college letter of intent to the University of Florida.
- Played high school baseball at Plant High School in Tampa, Fla.
- Was 7-0 with an 0.67 ERA and 57 strikeouts in 52 innings his senior season.
- Was a Perfect Game USA 3rd Team pre-season All-American and 1st Team Florida All-Region selection in 2015.
- Resides in Tampa, Florida.

AWARDS & HONORS

Pacific Coast League Mid-Season All-Star
2019: Memphis (AAA)

Pacific Coast League Pitcher of the Week
2019: Memphis (AAA) - June 17-23

Triple-A Championship
2018: Memphis (AAA)

Pacific Coast League Championship
2018: Memphis (AAA)

Texas League Mid-Season All-Star
2018: Springfield (AA)

Florida State League co-Championship
2017: Palm Beach (High-A)

Midwest League Mid-Season All-Star
2016: Peoria (A)

Cardinals Minor League Pitcher of the Month
2016: Peoria (A) - May

CAREER MILESTONES

Major League Debut
August 15, 2020 at Chicago White Sox (G2)

First Major League Start
August 15, 2020 at Chicago White Sox (G2)

First Major League Win
September 19, 2020 at Pittsburgh

First Major League Strikeout
August 15, 2020 at Chicago White Sox (G2)
(2nd inning, José Abreu, swinging)



Yadier Molina takes the field for the first time before Game 5 of the 2013 National League Division Series at Busch Stadium III, October 9, 2013.

WOODRUFF, JAKE



JUAN YEPEZ

(yepp-ez)

36

HEIGHT	WEIGHT	BATS/THROWS	BIRTH DATE	ML SERVICE
6-1	230	R/R	2/19/1998	0.000

FULL NAME: Juan David Yepez

BORN: Caracas, Venezuela

OPENING DAY AGE: 24

BECAME CARDINAL: Acquired from the Atlanta Braves in exchange for 1B Matt Adams, May 20, 2017

CONTRACT STATUS: Signed through 2022

FIRST BASEMAN



COMPLETE RECORD

Year	Team	AVG	G	AB	R	H	2B	3B	HR	RBI	SH	SF	HBP	BB	IBB	SO	SB	CS	GDP	SLG	OBP	E
2015	Danville	.291	28	103	12	30	7	1	3	14	0	2	0	6	0	29	0	1	1	.466	.324	5
	GCL Braves	.306	31	98	12	30	9	1	1	17	0	2	1	16	0	26	3	2	3	.449	.402	1
2016	Rome	.261	23	92	10	24	5	0	1	7	0	0	1	7	0	23	0	0	2	.348	.320	2
	GCL Braves	.200	3	10	0	2	0	0	0	1	0	0	0	0	0	3	0	0	0	.200	.200	1
2017	Rome	.275	36	142	15	39	13	0	1	15	0	2	0	8	0	32	4	1	3	.387	.309	8
	Peoria	.260	80	304	33	79	16	1	7	47	0	2	3	19	0	72	6	1	12	.388	.308	13
2018	Palm Beach	.208	67	226	30	47	12	0	2	22	1	0	3	12	0	52	2	1	4	.288	.257	1
	Peoria	.415	25	94	20	39	10	2	1	20	0	2	0	10	0	14	4	1	3	.596	.462	1
2019	Springfield	.231	17	52	8	12	2	0	2	10	0	2	0	5	0	14	0	0	3	.385	.288	0
	Palm Beach	.275	30	102	16	28	4	0	4	20	1	0	2	10	0	21	1	0	2	.431	.351	3
	Peoria	.284	25	88	14	25	7	0	4	13	0	1	1	11	1	24	2	1	3	.500	.366	1
2020	DID NOT PLAY -- NO MiLB SEASON																					
2021	Memphis	.289	92	304	56	88	25	0	22	63	0	4	6	42	1	69	1	3	5	.589	.382	11
	Springfield	.270	19	63	11	17	4	0	5	14	0	0	3	9	0	13	0	0	0	.571	.387	0
MINOR TOTALS		.274	475	1678	237	460	114	5	53	263	2	17	20	155	2	392	23	11	41	.443	.340	47

Note: Major League Uniform Numbers Worn: 77 (2021)

CAREER NOTES

- 2021 Cardinals Minor League Co-Player of the Year with Jordan Walker
- Was acquired from the Atlanta Braves for 1B Matt Adams on May 20, 2017.
- Has played in 475 career minor league games (.274, 53 HR, 263 RBI).
- Rated as the No. 10 prospect in the Cardinals organization entering 2022 by *Baseball America* and the "Best Hitter for Average" in its Best Tools Survey.
- Played primarily at first base (246 career games), with 120 games at third base and began making appearances in the corner outfield positions once joining the Cardinals (37 games).
- First appeared on a Major League roster in the Wild Card Game of the 2021 Postseason at Los Angeles. Did not play in the game.
- MLB.com 2021 Triple-A Postseason All-Star at first base.
- Hit 26 home runs in his first five seasons of professional baseball (2015-19) covering 365 games, then clubbed 27 home runs over 111 games in 2021. Did not play a professional game in 2020.
- Led all Cardinals minor league players in 2021 in home runs (27), RBI (77), doubles (29), slugging (.586) and OPS (.969).
- Cardinals Minor League Player of the Month in August 2021 and April 2018.
- Has compiled a career .306 batting average (154-503) with runners in scoring position.
- 2021 Arizona Fall League Co-Hitter of the Year and Fall League All-Star.
- Named Midwest League Player of the Week (April 9-15, 2018).

**CAREER TRANSACTIONS**

- Signed by the Atlanta Braves as an International Free Agent, July 2, 2014.
- Acquired by the St. Louis Cardinals from the Atlanta Braves in exchange for 1B Matt Adams, May 20, 2017.

2021

- Batted .286/.383/.586 with 27 home runs, 77 RBI and a .969 OPS in 111 minor league games. Posted career highs in almost all offensive categories.
- Began the season in Springfield (AA) playing 19 games before finishing the season with 92 games in Memphis (AAA).
- Led all Triple-A East players in slugging percentage (.589) and OPS (.971), while ranking in the Top 10 in Batting (.289, 10th), home runs (22, T-5th), on-base percentage (.382, 5th) and extra base hits (47, T-6th).
- Led all Cardinals minor league players in home runs (27), RBI (77), doubles (29), slugging (.586) and OPS (.969). Ranked 5th in runs (67) and hits (105).
- Has five career multi-home run games, including three in 2021 for Memphis. Had two career games with 7 RBI, including one in Memphis vs. Columbus (8/28/21) that was a multi-home run effort with his 3rd career grand slam.
- Appeared primarily as a first baseman (67 games), but also at third base (15), left field (14) and right field (2).
- Named Arizona Fall League Co-Hitter of the Year with the Marlins' JJ Bleday. Batted .302 with 7 HR and 26 RBI. Accumulated a .388 on-base percentage and .640 slugging percentage. Ranked in the Top 10 among AFL leaders in home runs (7, T-2nd), RBI (26, 2nd), doubles (8, T-2nd), hits (26, T-9th), slugging (.640, 4th) and OPS (1.028, 8th).

AWARDS & HONORS

Cardinals Minor League Co-Player of the Year
2021: Springfield/Memphis

Arizona Fall League All-Star
2021: Glendale Desert Dogs

Arizona Fall League Co-Hitter of the Year
2021: Glendale Desert Dogs

Cardinals Minor League Player of the Month
2021: Memphis (AAA) - August
2018: Peoria (Low-A) - April

MLB.com Triple-A Postseason All-Star
2021: Memphis (AAA)

Midwest League Player of the Week
2018: Peoria (Low-A) - Apr. 9-15

2021 POSTSEASON: Was added to the Cardinals Wild Card game roster for the game on 10/6 at the Los Angeles Dodgers, but did not appear. It was his first time on a Major League roster.

BACKGROUND/PERSONAL

- Resides in Nashville, Tenn. with his fiancé.



Yadier Molina and Jason Isringhausen celebrate after a 6-2 win over the San Diego Padres in Game 2 of the 2005 National League Division Series at Busch Stadium II, October 6, 2005.



T.J. ZEUCH

(ZOYK)

71

HEIGHT	WEIGHT	BATS/THROWS	BIRTH DATE	ML SERVICE
6-7	235	R/R	8/1/1995	0.089

FULL NAME: Timothy James Zeuch

BORN: Mason, Ohio

OPENING DAY AGE: 26 (Turns 27 on August 1)

BECAME CARDINAL: Acquired from the Toronto Blue Jays in exchange for cash considerations, July 25, 2021

CONTRACT STATUS: Signed through 2022

MLB DEBUT: September 3, 2019 at Atlanta

PITCHER



T.J. ZEUCH

COMPLETE RECORD

Year Team	W-L	ERA	G	GS	CG	GF	SHO	SV	IP	H	R	ER	HR	HBP	BB	IBB	SO	WP	BK	BA
2016 Lansing	0-1	9.00	2	2	0	0	0	0	8.0	10	8	8	1	3	2	0	14	1	0	.294
Vancouver	0-1	3.52	6	6	0	0	0	0	23.0	21	9	9	1	0	5	0	22	0	0	.247
GCL Blue Jays	0-0	0.00	1	1	0	0	0	0	3.0	0	0	0	0	0	0	0	2	0	0	.000
2017 Dunedin	3-4	3.38	12	11	0	0	0	0	58.2	63	35	22	3	5	17	0	46	5	0	.266
GCL Blue Jays	0-2	5.14	3	3	0	0	0	0	7.0	9	6	4	1	1	2	0	5	2	0	.321
2018 New Hampshire	9-5	3.08	21	21	1	0	+1	0	120.0	120	48	41	7	4	31	0	81	4	0	.258
Dunedin	3-3	3.47	6	6	1	0	0	0	36.1	34	15	14	4	1	9	0	24	1	0	.248
2019 Buffalo	4-3	3.69	13	13	1	0	+1	0	78.0	70	35	32	6	8	32	0	39	1	0	.238
Dunedin	0-0	4.15	2	2	0	0	0	0	8.2	7	4	4	0	0	2	0	12	1	0	.206
Toronto	1-2	4.76	5	3	0	0	0	0	22.2	22	13	12	2	0	11	0	20	2	0	.250
2020 Toronto	1-0	1.59	3	1	0	1	0	0	11.1	9	2	2	1	0	4	0	3	0	0	.209
2021 Buffalo	2-3	4.03	12	9	0	1	0	0	58.0	65	34	26	8	4	13	0	42	3	0	.278
Memphis	2-0	4.93	9	5	0	1	0	1	38.1	36	22	21	6	1	15	0	35	5	0	.248
Toronto	0-2	6.60	5	3	0	0	0	0	15.0	21	16	11	6	0	9	0	8	0	0	.323
MINOR TOTALS	23-22	3.71	87	79	3	2	2	1	439.0	435	216	181	37	27	128	0	322	23	0	.255
MAJOR TOTALS	2-4	4.59	13	7	0	1	0	0	49.0	52	31	25	9	0	24	0	31	2	0	.265

+ Tied for League Lead

Note: Major League Uniform Numbers Worn: 71 (2019), 35 (2020), 29 (2021)

WILD CARD RECORD

Year Team	W-L	ERA	G	GS	CG	GF	SHO	SV	IP	H	R	ER	HR	HBP	BB	IBB	SO	WP	BK	BA
2020 TOR at TB																				

DID NOT PLAY -- ON POSTSEASON ROSTER

REGULAR SEASON FIELDING RECORD

Position	PCT	G	PO	A	E	TC	DP
Pitcher	.800	13	1	3	1	5	0

REGULAR SEASON BATTING RECORD

Year Team	AVG	G	AB	R	H	2B	3B	HR	RBI	SH	SF	HBP	BB	IBB	SO	SB	CS	GDP	SLG	OBP	E
2021 Toronto	.000	5	0	0	0	0	0	0	0	0	0	0	0	0	0	0	0	0	.000	.000	1
MAJOR TOTALS	.000	13	1	0	0	0	0	0	0	0	0	0	0	0	1	0	0	0	.000	.000	1



CAREER TRANSACTIONS

- Selected by the Kansas City Royals in the 31st round (924th overall) of the June, 2013 First-Year Player Draft, but did not sign.
- Selected by the Toronto Blue Jays in the 1st round (21st overall) of the June, 2016 First-Year Player Draft.
- On Toronto Blue Jays Injured List (right shoulder tendonitis), April 20-29, 2021.
- Acquired by St. Louis Cardinals in exchange for cash considerations, July 25, 2021.

2021 SEASON HIGHS

Most IP (Starter): 4.0, twice. Last: 4/14 vs. New York Yankees
Most IP (Relief): 3.1, 4/9 vs. Los Angeles Angels
Most Strikeouts (Starter): 2, twice. Last: 6/17 vs. New York Yankees
Most Strikeouts (Relief): 2, 4/9 vs. Los Angeles Angels
Most Walks (Starter): 2, twice. Last: 6/17 vs. New York Yankees
Most Walks (Relief): 3, 4/9 vs. Los Angeles Angels
Most Runs Allowed (Starter): 4, 4/14 vs. New York Yankees
Most Runs Allowed (Relief): 7, 4/9 vs. Los Angeles Angels
Most ER Allowed (Starter): 4, 4/14 vs. New York Yankees
Most ER Allowed (Relief): 3, 4/9 vs. Los Angeles Angels
Most Hits Allowed (Starter): 5, 6/17 vs. New York Yankees
Most Hits Allowed (Relief): 6, 4/9 vs. Los Angeles Angels
Most HRs Allowed: 2, twice. Last: 4/14 vs. New York Yankees
Longest Winning Streak: n/a
Longest Losing Streak: 2 games, 4/9-present
Longest Scoreless Streak: 5.0 IP, 4/4-9

CAREER HIGHS

Most IP (Starter): 5.0, twice. Last: 9/26/20 vs. Baltimore
Most IP (Relief): 5.1, 9/15/19 vs. New York Yankees
Most Strikeouts (Starter): 6, 9/21/19 at New York Yankees
Most Strikeouts (Relief): 5, 9/15/19 vs. New York Yankees
Most Walks (Starter): 3, twice. Last: 9/27/19 vs. Tampa Bay
Most Walks (Relief): 3, 3x. Last: 4/9/21 vs. Los Angeles Angels
Most Runs Allowed (Starter): 4, 4/14/21 vs. New York Yankees
Most Runs Allowed (Relief): 7, 4/9/21 vs. Los Angeles Angels
Most ER Allowed (Starter): 4, 4/14/21 vs. New York Yankees
Most ER Allowed (Relief): 3, 4/9/21 vs. Los Angeles Angels
Most Hits Allowed (Starter): 6, 9/10/19 vs. Boston
Most Hits Allowed (Relief): 6, 4/9/21 vs. Los Angeles Angels
Most HRs Allowed: 2, twice. Last: 4/14/21 vs. New York Yankees
Longest Winning Streak: 1 game, twice. Last: 9/21/20
Longest Losing Streak: 2 games, twice. Last: 4/9/21-present
Longest Scoreless Streak: 10.0 IP, 9/26/20-4/9/21
Last Start: 6/17/21 vs. New York Yankees
Last Relief Appearance: 4/18/21 at Kansas City

CAREER NOTES

- Acquired by the Cardinals in a trade with the Toronto Blue Jays for cash considerations on July 25, 2021.
- At 6-foot-7 inches, joins Adam Wainwright as the tallest players on the Cardinals roster. Was tied for the 4th-tallest pitcher in Toronto Blue Jays history behind Jon Rauch (6'11"), Mark Hendrickson (6'9") and Graeme Lloyd (6'9"); with Miguel Castro, Josh Johnson, Tom Davey and John Candelaria.
- Was originally selected by the Kansas City Royals in 2013 out of Mason (OH) High School, and then drafted again as a first round pick by the Toronto Blue Jays out of the University of Pittsburgh in 2016.
- Made his Major League debut in 2019 with the Blue Jays and would appear in 13 Major League games (7 starts) over the next three seasons, posting a record of 2-4 with a 4.59 ERA covering 49.0 innings.
- Appeared in all three Major League ballparks utilized by the Blue Jays during his three seasons (2019-21). Was 0-1 with a 8.59 ERA in two appearances at TD Ballpark in Dunedin; 1-0 with a 2.38 ERA in three appearances at Sahlen Field in Buffalo and 1-1 with a 4.91 ERA in three appearances at Rogers Centre in Toronto (all appearances in 2019).
- Spent the first 48 games of the Blue Jays 2020 COVID-shortened season at the Alternate Training Site before being recalled on September 17 and appearing in three games with one start.
- Made his only start of 2020 vs. BAL (9/26), tossing 5.0 innings with zero runs, walks or strikeouts (11 groundball outs), joining Aaron Laffey vs. BAL (9/25/2012) as the only pitchers in Blue Jays history with that line (5.0+ IP, 0 R, 0 BB, 0 K).
- Was on the Blue Jays 2020 postseason playoff roster and traveled to Tampa Bay for the Wild Card Series, but did not appear in either of the two games.
- Pitched on two Minor League Championship clubs, first as co-Champions of the Florida State League with Dunedin in 2017 and the 2018 Eastern League with New Hampshire. Has career marks of 1-0 with an 0.75 ERA over three postseason starts (12.0 IP, 12 H, 1 R, 5 BB, 9 K).
- Threw a no-hitter (9.0 IP) with one walk and a hit batsman at Rochester (8/19/19) throwing 114 pitches (73 strikes). Joined Bartolo Colón (6/20/1997 vs. New Orleans) as the only Buffalo Bison pitchers in the modern era to throw a no-hitter.
- Ranked among 2018 Eastern League leaders in ERA (3.08, 2nd), wins (9, T-9th), shutouts (1, T-1st), WHIP (1.26, 8th) and winning percentage (.643, 3rd).
- Made five appearances (four starts) for the Peoria Javelinas in the 2017 Arizona Fall League posting marks of 1-1 with a 3.44 ERA with an 0.98 WHIP earning him an Arizona Fall League All-Star selection.



2021

- Was acquired by the Cardinals in exchange for cash considerations on July 25 from the Toronto Blue Jays. Pitched the remainder of the 2021 season in Memphis (AAA).
- One of 26 Major League players to appear in a game residing at 6-foot-7 inches during the season. Of the 26 players, 23 were pitchers, with Aaron Judge (NYY, OF), Taylor Jones (HOU, 1B/OF) and Oneil Cruz (PIT, SS) as the only position players. Aaron Slegers (LAA, RHP, 6'10) was the tallest.
- Appeared in 26 games during the season between Toronto (5), Buffalo (12) and Memphis (9).
- Only appeared with the Blue Jays in a Major League game making three starts in his five appearances. Was 0-0 with a 4.91 ERA in his three starts and 0-2 with an 11.25 ERA in two relief appearances.
- Combined for a 4-3 record with a 5.23 ERA in 21 minor league appearances while making 14 starts. Was 3-3 with a 4.12 ERA in the 14 starts and 1-0 with a 5.32 ERA in seven relief appearances and one save.
- Was placed on the Injured List with right shoulder tendonitis (4/20-29). Had an 0-2 record with a 6.75 in his four appearances (two starts) prior to landing on the Injured List.
- Made only one Major League appearance after the injury and threw 3.0 innings vs. NYY (6/17) allowing three runs (2 ER) in a no decision the Blue Jays lost 8-4.
- Appeared in relief in his first four appearances for Memphis before finishing the season with five starts. All four starts in September were 6.0 innings or more with at least five strikeouts and a pitch count reaching 87 or more.
- Permitted five home runs in his first three starts with Memphis (72 total batters faced), but none in his final two starts (48 total batters faced).
- Threw a season-high 7.0 innings vs. Syracuse (6/6) in relief of Tom Hatch (2.0 IP), his first relief appearance of the minor league season.

BACKGROUND/PERSONAL

- Graduated from Mason (OH) High School where he excelled as a two-sport athlete also playing basketball. Became the first person from Mason HS to play Major League Baseball.
- Played college baseball at the University of Pittsburgh posting a record of 13-13 with a 3.33 ERA over 39 career appearances totaling 213.2 innings.
- Was the 3rd first round draft pick out of the University of Pittsburgh, and the first since 1981, joining RHP Al Lachowicz (1981, 24th overall selection) and OF Fred Mazurek (1966, secondary phase, 8th overall). Became the Panthers' highest selection in the June First-Year Player Draft.
- Pitched one season in the Cape Cod League for the Chatham A's making four starts with a 2-0 record and 1.31 ERA and a 1.21 WHIP.
- Resides with his wife Lindsay, married in 2018, in Pittsburgh, Pennsylvania.

AWARDS & HONORS

Eastern League Champions

2018: New Hampshire (AA)

Eastern League Pitcher of the Week

2018: New Hampshire (AA) - June 11-17

Eastern League Mid-Season All-Star

2018: New Hampshire (AA)

Arizona Fall League All-Star

2017: Peoria Javelinas

Florida State League co-Champions

2017: Dunedin (High-A)

CAREER MILESTONES

Major League Debut

September 3, 2019 at Atlanta

First Major League Win


September 15, 2019 vs. New York (AL)

First Major League Strikeout

September 3, 2019 at Atlanta
(2nd inning, Mike Foltynewicz, foul bunt)

Minor League No-Hitter

August 19, 2019: Buffalo (AAA) at Rochester
9.0 IP, 0 H, 0 R, 1 BB, 3 K, 1 HBP
114 pitches/73 strikes



NATIONAL BASEBALL HALL OF FAME AND MUSEUM

25 Main Street, Cooperstown, New York 13326

Phone: (607) 547-7200

Public Relations: (607) 547-0215

E-mail address: info@baseballhall.org

Website: baseballhall.org

Summer Hours: Memorial Day Weekend - Labor Day Weekend: 9 a.m. to 9 p.m.

Regular Hours: 9 a.m. to 5 p.m.

Holiday Closings: Thanksgiving Day, Christmas Day, and New Year's Day.

DIRECTORY: Jane Forbes Clark (Chairman), Josh Rawitch (President), Jeff Jones (Senior Vice President of Finance and Administration), Sean Gahagan (Vice President, Retail Merchandising & Licensing), Erik Strohl (Vice President, Exhibitions and Collections), Ken Meifert (Vice President, Sponsorship & Development)

PR CONTACTS: Jon Shestakofsky (Vice President, Communications & Education) and Craig Muder (Comm. Director)

HALL OF FAME INDUCTION 2022: Sunday, July 24

Class of 2022: Bud Fowler, Gil Hodges, Jim Kaat, Minnie Miñoso, Tony Oliva, Buck O'Neil, David Ortiz

CARDINALS IN THE HALL OF FAME

A total of 53 players, managers and executives with ties to the St. Louis Cardinals organization have earned election to the National Baseball Hall of Fame, including 2022 electees Jim Kaat and Minnie Miñoso. Seventeen of the 53 spent the majority of their careers in a Cardinals uniform, including Lou Brock, Bob Gibson, Rogers Hornsby, Joe Medwick, Johnny Mize, Stan Musial, Red Schoendienst, Enos Slaughter, Ozzie Smith and Ted Simmons. For a complete list of St. Louis Cardinals in the Hall of Fame, visit the "Hall of Famers" team pages at www.baseballhall.org.

2011 ST. LOUIS CARDINALS WORLD SERIES ARTIFACTS IN THE HALL OF FAME

- Bat used by Allen Craig to hit the go-ahead home run in Game 7.
- Jersey worn during Chris Carpenter's Game 7 win and a cap from the ace pitcher worn throughout the 2011 postseason.
- Jersey that was torn from Series MVP David Freese's back after hitting a walk-off 11th inning home run in Game 6 and Freese's bat from his game-tying ninth inning triple.
- Caps worn by longtime colleagues: manager Tony LaRussa and pitching coach Dave Duncan during the World Series.
- Bat used by Lance Berkman during the World Series.

OTHER NOTABLE CARDINALS ARTIFACTS IN COOPERSTOWN

- Jersey worn by Yadier Molina during game in Williamsport, Pa., on Aug. 20, 2017.
- Helmet worn by Matt Holliday when he returned from the disabled list with an emotional pinch-hit home run on Sept. 30, 2016 against the Pirates.
- Bat and batting gloves used by Albert Pujols to record 30th homer of 2011 on Aug. 16th, making him the first player to hit 30 or more home runs in each of his first 11 seasons.
- Cap worn by manager Tony La Russa's 4,770th game on Oct. 1, 2009 and a ball to mark LaRussa passing John McGraw for second place all-time in games managed.
- Cap worn by Adam Wainwright in the first Civil Rights Game on March 31, 2007.
- Jacket worn by manager Tony La Russa throughout the 2006 World Series.
- Cap worn by 2006 World Series MVP David Eckstein throughout the postseason.
- Catcher's mask worn throughout the 2006 postseason by Yadier Molina.
- Bat used by Scott Rolen in the 2006 World Series-clinching victory in Game 5.
- Cap from Tony LaRussa's 2,000th career managerial win in 2003.
- Spikes worn by Hall of Famer Lou Brock on Aug. 29, 1977, when he stole his 893rd base, breaking Ty Cobb's record.
- National League Most Valuable Player trophy presented to Hall of Famer Stan Musial in 1946.



Jersey worn by
Yadier Molina on
Aug. 20, 2017.

A LOOK AHEAD TO 2023

Ballots for the 2023 Hall of Fame/BBWAA election will be distributed following the 2022 season with results from the voting scheduled to be announced in January 2023. A partial list of first-year candidates for election includes Carlos Beltrán, John Lackey, Francisco Rodríguez and Jayson Werth. Historical information on past BBWAA elections and the election process can be accessed at www.baseballhall.org or by contacting the Hall of Fame Communications department.

CONNECT TO COOPERSTOWN

- For up-to-the-minute news from Cooperstown, visit at www.baseballhall.org. Stay up-to-date on all the activity at the Hall of Fame's official site, on Twitter [@baseballhall](https://twitter.com/baseballhall) and through social networking on Facebook, Instagram and YouTube.
- If you would like to receive interesting stories and timely news items direct from the Hall of Fame and get the inside track on the latest happenings in Cooperstown, sign up for *Inside Pitch*. There's no cost to receive our weekly electronic newsletter in your e-mail box at home or work and it's easy to enroll: Just log on to www.baseballhall.org/media/museum-facts.
- If you have an interest in receiving *Around The Horn*, the Hall's monthly media newsletter, please send an e-mail to info@baseballhall.org. Be sure to include your name, name of organization and e-mail address. Or visit www.baseballhall.org/media-info.

RESEARCH ASSISTANCE

The Hall of Fame is pleased to provide assistance in baseball research and members of the media are encouraged to utilize this valuable baseball resource whenever necessary by calling the Public Relations department at (607) 547-0215, or the Library Reference desk at (607) 547-0330.

St. Louis Cardinals™




PLAYER DEVELOPMENT

70



MEMPHIS REDBIRDS (AAA)



AutoZone Park
200 Union Avenue
Memphis, TN 38103
(901) 721-6050 • memphisredbirds.com

President & General Manager: Craig Unger
Media Contact: Evan Stockton
estockton@memphisredbirds.com
Athletic Trainer: Dan Martin
Strength & Conditioning: Jacqueline Gover



BEN JOHNSON

MANAGER

Ben Johnson enters his fourth year as a coach in the Cardinals organization, all as manager of the Memphis Redbirds. Last season, the Redbirds reeled off a franchise record 15-game winning streak (July 9-25), which tied for the longest in all of Minor League Baseball during the 2021 season.

In his first season leading the Redbirds, Johnson's squad won 29 of their final 40 games and were in contention for the division title until Memphis was eliminated on the second to last day of the season by Iowa. The Redbirds clubbed a franchise record 200 home runs in 2019, outdistancing their previous high of 181 in 2004.

Johnson came to the Cardinals from the Durham Bulls, the Triple-A affiliate of the Tampa Bay Rays, where he spent the 2018 season as the third base coach working with outfielders and base running. The Bulls led the International League in home runs, slugging percentage, runs scored and finished second in hits on their way to the league championship.

Prior to his time with the Bulls, Johnson was a scout with the Arizona Diamondbacks (2014-17), coached high school baseball at Millennium High School in Goodyear, Ariz. (2011-13), and managed Independent League baseball in Arizona.

No stranger to Bluff City, Johnson was born in Memphis, Tenn., and played high school baseball at Germantown High School with 10-year veteran Major League pitcher Paul Maholm. Upon graduation from high school, Johnson was drafted by the St. Louis Cardinals in the 4th round of the June 1999 First-Year Player Draft. During the 2000 season, he was traded along with RHP Heathcliff Slocumb to the San Diego Padres in exchange for veteran catcher Carlos Hernandez and minor league infielder Nate Tebbis.

Johnson made his Major League debut on June 26, 2005, vs. Seattle and would play 98 games over the next three seasons as a member of the Padres and Mets. He posted a career batting average of .230 with seven home runs and 26 RBI while playing all three outfield positions.

He was named the Padres Minor League Player of the Year in 2005 when he hit a career-high .312 with 25 home runs and 83 RBI as a member of the Portland Beavers. Johnson played 901 games over parts of 10 minor league seasons with the Cardinals, Padres, Mets and Tigers organizations batting .262 with 115 career home runs and 473 RBI. He played his final season in professional baseball in 2010 with the Erie Seawolves of the Eastern League in the Tigers organization.

Johnson, 40, is married to his wife Elizabeth and the couple has two children, Ethan and Ruby. They reside in Phoenix, Arizona.



BRANDON ALLEN

HITTING COACH

Allen enters his sixth season in the Cardinals organization and his third as a hitting coach in Memphis after serving in the same capacity in Springfield (AA) in 2019, Palm Beach (A) in 2018 and Johnson City (R) in 2017.

In 2021, Allen mentored a lineup that featured Cardinals top prospects Nolan Gorman and Juan Ypez, who collectively hit .282 with 36 HR, 39 doubles and 111 RBI for Memphis.

Allen played professionally for 13 years that included parts of four seasons in the Major Leagues. The former left-handed hitter batted a combined .203 with 12 home runs and 41 RBI in 116 games between Arizona (2009-11), Oakland (2011-12), Tampa Bay (2012).

In 2011, Allen became only the second player in history to homer into the upper deck at the New Yankee Stadium (Russell Bruner being the first). In 2012, Allen was the Opening Day first baseman for the eventual A.L. West champion Oakland Athletics, starting the MLB opener on March 28 in Tokyo against the Mariners.

Allen, who earned a football scholarship to Rice as a linebacker/defensive end and had a baseball scholarship at the University of Houston, was originally drafted by the Chicago White Sox in the fifth round of the 2004 First-Year Player Draft out of Montgomery (Texas) High School. The 36-year-old resides in Indiana, Pa., with his wife Gabrielle.



DERNIER OROZCO

PITCHING COACH

Orozco enters his fifth season as pitching coach with Memphis and 17th in the Cardinals organization, serving at five different levels of player development.

The 2021 Memphis staff was led by Matthew Liberatore, who finished with a 2.67 ERA over his last 10 starts despite never pitching above Low-A prior to the start of the season.

The 2018 Redbirds led the Pacific Coast League with a 3.54 ERA out-distancing second place Oklahoma City (3.92) and allowed the fewest hits, en route to the league championship and Triple-A National Championship. The Redbirds pitching staff was led by Dakota Hudson, the PCL Pitcher of the Year and 2018 Cardinals Minor League Pitcher of the Year.

Orozco previously spent three seasons as pitching coach with Peoria (A), all of which included trips to the Midwest League playoffs, following two seasons with State College (A) in the New York-Penn League.

The Chiefs pitching staff combined for at least 10 shutouts in each of Orozco's three seasons, and the 2015 Peoria squad led the league in strikeouts (1,149) while boasting the league leader in ERA (Matt Pearce, 2.43), wins (Austin Gomber, 15) and strikeouts (Gomber, 140). In 2014, his State College pitching staff ranked second in the league in ERA (2.97) en route to the league championship while posting an outstanding 0.87 ERA over six postseason games, including two shutouts. The 2013 State College squad led the New York-Penn League in ERA (2.80).

Orozco began his time with the Cardinals as a coach in the Venezuelan Summer League from 2006-08 before receiving the title of pitching coach in Venezuela in 2010. He was the pitching coach for the Gulf Coast League Cardinals in 2009 and 2011.

Orozco played six pro seasons in the Red Sox organization as a right-handed pitcher. He posted a 1.88 ERA in 14 Venezuelan Summer League outings (three starts) in 2002, and went 4-2 over 14 games (29.2 IP) for the Gulf Coast League Red Sox in 2003, his final season.

Orozco, 41, resides in Venezuela in the off-season.



2021 FINAL MEMPHIS STATISTICS

Manager: Ben Johnson (3rd season)
Record: 61-67 (12th of 20 in Triple-A East, 5th of 7 in Southeast Division); Home: 36-27 / Away: 25-40
Runs: 587 scored (13th in Triple-A East); 666 allowed (14th in Triple-A East)
Streaks: W15 (July 9-25) & L5 (May 4-8, May 23-28, June 5-10, August 6-11, September 19-24)
Home Runs: 137 (6 Grand Slams), 158 allowed
One-Run Games: 29-18
Extra Inning Games: 10-9
Postseason: N/A
Attendance: 183,217 (19th in Triple-A East)
Post-Season All-Stars: 1B Juan Yepez, LHP Matthew Liberatore
League Leaders: Juan Yepez (SLG, .589; OPS, .971), Connor Thomas (CG, 2)

Most games at each position

1B Juan Yepez 60	C Ali Sánchez 64	SP Zack Thompson 19
2B Nolan Gorman 61	OF Conner Capel 107	RP Connor Jones 47
3B Kramer Robertson 43	OF Scott Hurst 65	
SS Evan Mendoza 92	OF Alec Burleson 39	

MEMPHIS ALL-TIME SINGLE-SEASON LEADERS

(since 1998)

<table border="1"> <thead> <tr> <th colspan="2">BATTING AVERAGE*</th> </tr> </thead> <tbody> <tr><td>Nick Stavinoha 2008</td><td>.337</td></tr> <tr><td>Joe McEwing 1998</td><td>.334</td></tr> <tr><td>Adam Kennedy 1999</td><td>.327</td></tr> <tr><td>Tommy Pham 2014</td><td>.324</td></tr> <tr><td>Allen Craig 2009</td><td>.322</td></tr> </tbody> </table>	BATTING AVERAGE*		Nick Stavinoha 2008337	Joe McEwing 1998334	Adam Kennedy 1999327	Tommy Pham 2014324	Allen Craig 2009322	<table border="1"> <thead> <tr> <th colspan="2">TOTAL BASES</th> </tr> </thead> <tbody> <tr><td>Kevin Witt 2004</td><td>286</td></tr> <tr><td>Scott Seabol 2004</td><td>277</td></tr> <tr><td>Josh Phelps 2008</td><td>262</td></tr> <tr><td>Ivan Cruz 2002</td><td>261</td></tr> <tr><td>Nick Stavinoha 2011</td><td>260</td></tr> </tbody> </table>	TOTAL BASES		Kevin Witt 2004	286	Scott Seabol 2004	277	Josh Phelps 2008	262	Ivan Cruz 2002	261	Nick Stavinoha 2011	260	<table border="1"> <thead> <tr> <th colspan="2">OPS (ON-BASE + SLUGGING)*</th> </tr> </thead> <tbody> <tr><td>Juan Yepez 2021</td><td>.971</td></tr> <tr><td>Kevin Witt 2004</td><td>.953</td></tr> <tr><td>Josh Phelps 2008</td><td>.941</td></tr> <tr><td>Allen Craig 2010</td><td>.938</td></tr> <tr><td>Jon Nunnally 2003</td><td>.922</td></tr> </tbody> </table>	OPS (ON-BASE + SLUGGING)*		Juan Yepez 2021971	Kevin Witt 2004953	Josh Phelps 2008941	Allen Craig 2010938	Jon Nunnally 2003922
BATTING AVERAGE*																																						
Nick Stavinoha 2008337																																					
Joe McEwing 1998334																																					
Adam Kennedy 1999327																																					
Tommy Pham 2014324																																					
Allen Craig 2009322																																					
TOTAL BASES																																						
Kevin Witt 2004	286																																					
Scott Seabol 2004	277																																					
Josh Phelps 2008	262																																					
Ivan Cruz 2002	261																																					
Nick Stavinoha 2011	260																																					
OPS (ON-BASE + SLUGGING)*																																						
Juan Yepez 2021971																																					
Kevin Witt 2004953																																					
Josh Phelps 2008941																																					
Allen Craig 2010938																																					
Jon Nunnally 2003922																																					
<table border="1"> <thead> <tr> <th colspan="2">HITS</th> </tr> </thead> <tbody> <tr><td>Scott Seabol 2004</td><td>156</td></tr> <tr><td>Allen Craig 2009</td><td>152</td></tr> <tr><td>John Gall 2004</td><td>148</td></tr> <tr><td>Kevin Witt 2004</td><td>146</td></tr> <tr><td>Three tied with</td><td>144</td></tr> </tbody> </table>	HITS		Scott Seabol 2004	156	Allen Craig 2009	152	John Gall 2004	148	Kevin Witt 2004	146	Three tied with	144	<table border="1"> <thead> <tr> <th colspan="2">WALKS</th> </tr> </thead> <tbody> <tr><td>Jon Nunnally 2003</td><td>98</td></tr> <tr><td>Ruben Gotay 2010</td><td>95</td></tr> <tr><td>Matt Carpenter 2011</td><td>84</td></tr> <tr><td>Stubby Clapp 2000</td><td>80</td></tr> <tr><td>Dean Anna 2015</td><td>77</td></tr> </tbody> </table>	WALKS		Jon Nunnally 2003	98	Ruben Gotay 2010	95	Matt Carpenter 2011	84	Stubby Clapp 2000	80	Dean Anna 2015	77	<table border="1"> <thead> <tr> <th colspan="2">HOME RUNS</th> </tr> </thead> <tbody> <tr><td>Kevin Witt 2004</td><td>36</td></tr> <tr><td>Ivan Cruz 2002</td><td>35</td></tr> <tr><td>Ernie Young 2000</td><td>35</td></tr> <tr><td>Adolis García 2019</td><td>32</td></tr> <tr><td>Rick Ankiel 2007</td><td>32</td></tr> </tbody> </table>	HOME RUNS		Kevin Witt 2004	36	Ivan Cruz 2002	35	Ernie Young 2000	35	Adolis García 2019	32	Rick Ankiel 2007	32
HITS																																						
Scott Seabol 2004	156																																					
Allen Craig 2009	152																																					
John Gall 2004	148																																					
Kevin Witt 2004	146																																					
Three tied with	144																																					
WALKS																																						
Jon Nunnally 2003	98																																					
Ruben Gotay 2010	95																																					
Matt Carpenter 2011	84																																					
Stubby Clapp 2000	80																																					
Dean Anna 2015	77																																					
HOME RUNS																																						
Kevin Witt 2004	36																																					
Ivan Cruz 2002	35																																					
Ernie Young 2000	35																																					
Adolis García 2019	32																																					
Rick Ankiel 2007	32																																					
<table border="1"> <thead> <tr> <th colspan="2">RUNS</th> </tr> </thead> <tbody> <tr><td>Adolis García 2019</td><td>96</td></tr> <tr><td>Scott Seabol 2004</td><td>92</td></tr> <tr><td>Josh Phelps 2008</td><td>90</td></tr> <tr><td>Jason Lariviere 1999</td><td>90</td></tr> <tr><td>Stubby Clapp 2000</td><td>89</td></tr> </tbody> </table>	RUNS		Adolis García 2019	96	Scott Seabol 2004	92	Josh Phelps 2008	90	Jason Lariviere 1999	90	Stubby Clapp 2000	89	<table border="1"> <thead> <tr> <th colspan="2">RUNS BATTED IN</th> </tr> </thead> <tbody> <tr><td>Nick Stavinoha 2011</td><td>109</td></tr> <tr><td>Kevin Witt 2004</td><td>107</td></tr> <tr><td>Ivan Cruz 2002</td><td>100</td></tr> <tr><td>Ernie Young 2000</td><td>98</td></tr> <tr><td>Josh Phelps 2008</td><td>97</td></tr> </tbody> </table>	RUNS BATTED IN		Nick Stavinoha 2011	109	Kevin Witt 2004	107	Ivan Cruz 2002	100	Ernie Young 2000	98	Josh Phelps 2008	97	<table border="1"> <thead> <tr> <th colspan="2">STOLEN BASES</th> </tr> </thead> <tbody> <tr><td>Chad Meyers 2002</td><td>43</td></tr> <tr><td>Eugenio Velez 2012</td><td>37</td></tr> <tr><td>Oscar Mercado 2018</td><td>31</td></tr> <tr><td>Tyler Greene 2009</td><td>30</td></tr> <tr><td>Chris Prieto 2004</td><td>28</td></tr> </tbody> </table>	STOLEN BASES		Chad Meyers 2002	43	Eugenio Velez 2012	37	Oscar Mercado 2018	31	Tyler Greene 2009	30	Chris Prieto 2004	28
RUNS																																						
Adolis García 2019	96																																					
Scott Seabol 2004	92																																					
Josh Phelps 2008	90																																					
Jason Lariviere 1999	90																																					
Stubby Clapp 2000	89																																					
RUNS BATTED IN																																						
Nick Stavinoha 2011	109																																					
Kevin Witt 2004	107																																					
Ivan Cruz 2002	100																																					
Ernie Young 2000	98																																					
Josh Phelps 2008	97																																					
STOLEN BASES																																						
Chad Meyers 2002	43																																					
Eugenio Velez 2012	37																																					
Oscar Mercado 2018	31																																					
Tyler Greene 2009	30																																					
Chris Prieto 2004	28																																					
* = min. 350 PA																																						
<table border="1"> <thead> <tr> <th colspan="2">WINS</th> </tr> </thead> <tbody> <tr><td>Tim Cooney 2014</td><td>14</td></tr> <tr><td>Dakota Hudson 2018</td><td>13</td></tr> <tr><td>Nick Greenwood 2015</td><td>13</td></tr> <tr><td>Lance Lynn 2010</td><td>13</td></tr> <tr><td>Larry Luebbers 1999</td><td>13</td></tr> </tbody> </table>	WINS		Tim Cooney 2014	14	Dakota Hudson 2018	13	Nick Greenwood 2015	13	Lance Lynn 2010	13	Larry Luebbers 1999	13	<table border="1"> <thead> <tr> <th colspan="2">SAVES</th> </tr> </thead> <tbody> <tr><td>Victor Marte 2011</td><td>31</td></tr> <tr><td>Gene Stechschulte 2000</td><td>26</td></tr> <tr><td>Jess Todd 2009</td><td>24</td></tr> <tr><td>Brian Falkenborg 2007</td><td>23</td></tr> <tr><td>Alberto Reyes 2004</td><td>23</td></tr> </tbody> </table>	SAVES		Victor Marte 2011	31	Gene Stechschulte 2000	26	Jess Todd 2009	24	Brian Falkenborg 2007	23	Alberto Reyes 2004	23	<table border="1"> <thead> <tr> <th colspan="2">STRIKEOUTS</th> </tr> </thead> <tbody> <tr><td>Shelby Miller 2012</td><td>160</td></tr> <tr><td>Brian Barnes 1998</td><td>154</td></tr> <tr><td>Dan Haren 2004</td><td>150</td></tr> <tr><td>Adam Wainwright 2005</td><td>147</td></tr> <tr><td>Lance Lynn 2010</td><td>141</td></tr> </tbody> </table>	STRIKEOUTS		Shelby Miller 2012	160	Brian Barnes 1998	154	Dan Haren 2004	150	Adam Wainwright 2005	147	Lance Lynn 2010	141
WINS																																						
Tim Cooney 2014	14																																					
Dakota Hudson 2018	13																																					
Nick Greenwood 2015	13																																					
Lance Lynn 2010	13																																					
Larry Luebbers 1999	13																																					
SAVES																																						
Victor Marte 2011	31																																					
Gene Stechschulte 2000	26																																					
Jess Todd 2009	24																																					
Brian Falkenborg 2007	23																																					
Alberto Reyes 2004	23																																					
STRIKEOUTS																																						
Shelby Miller 2012	160																																					
Brian Barnes 1998	154																																					
Dan Haren 2004	150																																					
Adam Wainwright 2005	147																																					
Lance Lynn 2010	141																																					
<table border="1"> <thead> <tr> <th colspan="2">EARNED RUN AVERAGE^</th> </tr> </thead> <tbody> <tr><td>John Gast 2013</td><td>1.16</td></tr> <tr><td>David Aardsma 2014</td><td>1.29</td></tr> <tr><td>Victor Marte 2011</td><td>1.44</td></tr> <tr><td>Josh Kinney 2006</td><td>1.52</td></tr> <tr><td>Sam Tuivailala 2015</td><td>1.60</td></tr> </tbody> </table>	EARNED RUN AVERAGE^		John Gast 2013	1.16	David Aardsma 2014	1.29	Victor Marte 2011	1.44	Josh Kinney 2006	1.52	Sam Tuivailala 2015	1.60	<table border="1"> <thead> <tr> <th colspan="2">WHIP^</th> </tr> </thead> <tbody> <tr><td>Jerry Spradlin 2001</td><td>0.73</td></tr> <tr><td>Tim Cooney 2005</td><td>0.87</td></tr> <tr><td>Nerio Rodriguez 2003</td><td>0.90</td></tr> <tr><td>Mark Montgomery 2017</td><td>0.91</td></tr> <tr><td>Jack Flaherty 2018</td><td>0.92</td></tr> </tbody> </table>	WHIP^		Jerry Spradlin 2001	0.73	Tim Cooney 2005	0.87	Nerio Rodriguez 2003	0.90	Mark Montgomery 2017	0.91	Jack Flaherty 2018	0.92	<table border="1"> <thead> <tr> <th colspan="2">INNINGS PITCHED</th> </tr> </thead> <tbody> <tr><td>Jason Ryan 2003</td><td>189.2</td></tr> <tr><td>Adam Wainwright 2005</td><td>182.0</td></tr> <tr><td>John Webb 2006</td><td>176.2</td></tr> <tr><td>Larry Luebbers 1998</td><td>173.1</td></tr> <tr><td>Dennis Tankersley 2006</td><td>167.2</td></tr> </tbody> </table>	INNINGS PITCHED		Jason Ryan 2003	189.2	Adam Wainwright 2005	182.0	John Webb 2006	176.2	Larry Luebbers 1998	173.1	Dennis Tankersley 2006	167.2
EARNED RUN AVERAGE^																																						
John Gast 2013	1.16																																					
David Aardsma 2014	1.29																																					
Victor Marte 2011	1.44																																					
Josh Kinney 2006	1.52																																					
Sam Tuivailala 2015	1.60																																					
WHIP^																																						
Jerry Spradlin 2001	0.73																																					
Tim Cooney 2005	0.87																																					
Nerio Rodriguez 2003	0.90																																					
Mark Montgomery 2017	0.91																																					
Jack Flaherty 2018	0.92																																					
INNINGS PITCHED																																						
Jason Ryan 2003	189.2																																					
Adam Wainwright 2005	182.0																																					
John Webb 2006	176.2																																					
Larry Luebbers 1998	173.1																																					
Dennis Tankersley 2006	167.2																																					
^ = min. 30 IP																																						

PLAYER DEVELOPMENT



SPRINGFIELD CARDINALS (AA)



Hammons Field
955 East Trafficway
Springfield, MO 65802
(417) 863-2143 • springfieldcardinals.com

Vice President & General Manager: Dan Reiter
Media Contact: Andrew Buchbinder
abuchbinder@cardinals.com
Athletic Trainer: Alex Wolfinger
Strength & Conditioning: Dan Trapp



JOSÉ LEGER

MANAGER

Leger enters his second season as manager of the Springfield Cardinals and fifth as a coach in the Cardinals organization. He previously spent three seasons as the Latin American Field & Academy Development Coordinator at the Cardinals Dominican complex in Boca Chica (2018-20).

Prior to joining the Cardinals organization, Leger served as a manager across three levels in the New York Mets organization from 2010-17 where he compiled a 389-368 career record. He was named the 2015 South Atlantic League Manager of the Year after piloting Savannah (A) to a playoff berth with an overall record of 84-53. During his time in the Mets system, he had a role in developing well known prospects Amed Rosario, Dominic Smith, Luis Guillorme and Tomas Nido. Leger has previously served as a coach for Tigres del Licey in the Dominican Winter League and was the bench coach for former Mets manager Luis Rojas' Escogido Dominican Winter League team that won the DWL championship for the 2015-2016 season.

Leger started his collegiate career at Middle Georgia College (2001-02), where the Warriors qualified for the JUCO World Series both seasons and he was named to Georgia's All-Star team in 2002. He then transferred to Georgia College & State University (Division II) for the 2003 and 2004 seasons and was named to the Peach Belt All-Conference team both years.

Signed as a non-drafted free agent by Minnesota in July 2004, Leger played in 154 minor league games in the Twins systems as a catcher and infielder from 2004-08. He advanced as high as Double-A in the Eastern League at New Britain (CT) in 2006, before an injury to his right shoulder kept him from playing in 2007 and 2008. He ended his professional career with a batting average of .269 with 2 HR and 67 RBI. He started his coaching career in 2009, serving as hitting coach for the DSL Twins.

Leger, 39, resides in Santo Domingo with his wife, Estela and their two sons, Jose Joaquin and Eduardo Jose.



TYGER PEDERSON

HITTING COACH

Pederson enters his fourth season as hitting coach in the Cardinals organization and his third in Springfield after spending the 2019 season in Palm Beach.

Prior to coaching professionally, Pederson was the manager of the summer collegiate Duluth Huskies team in 2018, leading the team to the Northwoods League Division Championship while setting franchise records in wins, runs scored and stolen bases.

Other coaching experience includes working as assistant coach for Cal Poly-San Luis Obispo's baseball team in 2018 and as the graduate assistant coach at Hawaii Pacific in 2017. Pederson was a coach in Taiwan for Major League Baseball and managed the Orange County Rip Tide to a California Collegiate League championship in 2017 earning CCL Manager of the Year honors.

The former multi-sport standout at Palo Alto High School played college baseball at the University of the Pacific where he was team captain his senior year playing second base. In 2013, the Los Angeles Dodgers selected him with their 33rd round pick in the June 2013 First-Year Player Draft. Pederson played one year of professional baseball in the Arizona League before competing in Independent League baseball from 2014-16 with the San Rafael Pacifics, Vallejo Admirals and Rockford Aviators.

Pederson, 33, comes from an athletic family. He is the son of former Dodgers outfielder Stu Pederson, and the older brother of All-Star outfielder Joc Pederson. His sister, Jacey, played soccer for UCLA and brother Champ worked for the Golden State Warriors serving as a motivational speaker with down syndrome. He resides in Palo Alto, Calif.



DARWIN MARRERO

PITCHING COACH

Marrero enters his fifth season as pitching coach with Springfield following three seasons (2015-17) in the same role with State College (A) and two years with the Gulf Coast League Cardinals (2013-14).

The 2019 Springfield pitching staff was led by Angel Rondón, the Texas League ERA leader and 2019 Cardinals Minor League Pitcher of the Year.

In the 2018-19 off-season, Marrero was the pitching coach for Panama which won the Caribbean Series and posted the lowest ERA in the tournament. He also served as pitching coach for Venezuela in the Pre-Olympics in the 2020-21 off-season.

In 2016, State College recorded a league-low 1.76 ERA in the New York-Penn League Playoffs on their way to capturing the league championship. State College led the league with nine shutouts and had the second fewest runs allowed (285) as a staff.

Prior to joining the Cardinals, Marrero was a pitching coach for the Sioux City Explorers in the American Association (2008). The Explorers staff boasted the Pitcher of the Year winner and the closer established a new league saves record. In 2005, he was pitching coach for the Capitales de Quebec in the Can-Am League.

Marrero's playing career lasted from 1998-2004 with the Montreal Expos organization, attaining his highest level at Double-A, as well as pitching eight seasons in the Venezuelan Winter League.

Marrero, 41, a Venezuela native, resides in Tampa, Fla., with his wife, Monica, and their three children, Darwin, Jr., Nikary and Sophia.



2021 FINAL SPRINGFIELD STATISTICS

Manager: José Leger (1st season)

Record: 45-75 (10th of 10 in Double-A Central, 5th of 5 in North Division); Home: 22-38 / Away: 23-37

Runs: 577 scored (5th in Double-A Central); 794 allowed (10th in Double-A Central)

Streaks: W6 (July 3-9) & L8 (May 7-15)

Home Runs: 140 (8 Grand Slams), 178 allowed

One-Run Games: 13-17

Extra Inning Games: 7-1

Postseason: N/A

Attendance: 172,134 (9th in Double-A Central)

Most games at each position

1B Luken Baker 84	C Iván Herrera 71	SP Andre Pallante 21
2B Nick Dunn 86	OF Nick Plummer 83	SP Domingo Robles 21
3B Malcom Nuñez 48	OF Justin Toerner 71	RP Jacob Bosikovcic 31
SS Delvin Pérez 97	OF David Vinsky 69	

SPRINGFIELD ALL-TIME SINGLE-SEASON LEADERS

(since 2005)

BATTING AVERAGE*	
Tyler Minges.....2005	.324
Oscar Taveras.....2012	.321
Mike O'Neill.....2013	.320
Alex Castellanos.....2011	.319
Jose Garcia.....2011	.318

TOTAL BASES	
Oscar Taveras.....2012	273
Matt Adams.....2011	262
Colby Rasmus.....2007	260
Allen Craig.....2008	250
Travis Hanson.....2005	250

OPS (ON-BASE + SLUGGING)*	
Tyler Minges.....2005	.956
Oscar Taveras.....2012	.953
Alex Castellanos.....2011	.941
Colby Rasmus.....2007	.932
Matt Adams.....2011	.923

HITS	
Charlie Tilson.....2015	159
Travis Hanson.....2005	155
Allen Craig.....2008	154
Oscar Taveras.....2012	153
Alex Castellanos.....2011	152

WALKS	
Xavier Scruggs.....2013	82
Greg Garcia.....2012	80
Ruben Gotay.....2013	72
Mike O'Neill.....2013	71
James Rapoport.....2009	71

HOME RUNS	
Matt Adams.....2011	32
Xavier Scruggs.....2013	29
Colby Rasmus.....2007	29
Luken Baker.....2021	26
Oscar Taveras.....2012	23

RUNS	
Tyler Minges.....2005	98
Colby Rasmus.....2007	93
Charlie Tilson.....2015	85
Allen Craig.....2008	84
Oscar Taveras.....2012	83

RUNS BATTED IN	
Matt Adams.....2011	101
Travis Hanson.....2005	97
Oscar Taveras.....2012	94
Xavier Scruggs.....2012	91
Ruben Gotay.....2013	89

STOLEN BASES	
Charlie Tilson.....2015	46
Oscar Mercado.....2017	38
Mike McCoy.....2006	30
Tommy Edman.....2018	27
Delvin Pérez.....2021	24

* = min. 350 PA

WINS	
Randy Leek.....2005	15
Eric Haberer.....2007	13
David Kopp.....2010	12
Trey Hearne.....2009	12
Eight tied with.....	11

SAVES	
Chris Perez.....2007	27
Mark Worrell.....2006	27
Keith Butler.....2012	25
Fernando Salas.....2008	25
Francisco Samuel.....2009	22

STRIKEOUTS	
Austin Gomber.....2017	140
Johan Oviedo.....2019	128
Michael Blazek.....2011	128
Sam Gaviglio.....2014	126
Tim Cooney.....2013	125

EARNED RUN AVERAGE^	
Joey Donofrio.....2014	0.87
Scott Gorgen.....2010	1.26
Josh Kinney.....2005	1.29
Lee Stoppelman.....2013	1.35
Luke Weaver.....2016	1.40

WHIP^	
Lee Stoppelman.....2013	0.85
Jason Buursma.....2010	0.85
Jack Flaherty.....2017	0.92
Joey Donofrio.....2014	0.93
Evan Kruczynski.....2018	0.93

INNINGS PITCHED	
Randy Leek.....2005	185.2
Jordan Pals.....2006	160.1
Jordan Pals.....2005	159.2
Mitchell Boggs.....2007	152.1
Eric Haberer.....2007	152.0

^ = min. 30 IP



PEORIA CHIEFS (High-A)



Dozer Park
730 SW Jefferson Avenue
Peoria, IL 61605
(309) 680-4000 • peoriachiefs.com

General Manager: Jason Mott
Media Contact: Cody Schindler
cody.s@chiefsnet.com
Athletic Trainer: Paden Eveland
Strength & Conditioning: Ryan Duffy



PATRICK ANDERSON

MANAGER

Patrick Anderson begins his first season as manager in Peoria and with the Cardinals organization.

Prior to joining the Cardinals, Anderson managed for the Princeton WhistlePigs in 2021, a summer collegiate league team formerly of the Appalachian League.

Anderson's affiliated managerial experience comes from seven years in the Nationals organization (2013-19) as manager with the Hagerstown Suns (2014-19) and Gulf Coast League Nationals (2013). He is 12 wins away from 500 career in minor league baseball (488-408).

The 2013 GCL Nationals ran off a 49-9 record in his first and only season with the Rookie Level affiliate and set a Minor League Baseball record for best domestic regular season winning percentage (.845) at the time. The Nationals swept through the postseason to the championship over the Pirates (1-0) and Red Sox (2-0). Lucas Giolito, Wander Suero and Nick Pivetta were a few of the players who reached the Major Leagues from that talent-laden squad.

Following a college playing career at Mars Hill University (N.C.) and three years of Independent League baseball, Anderson started his coaching career in 1996 as an assistant with Gannon (Pa.) University. Posts followed at Hofstra University as an assistant coach (1999-2001) and head coach (2009-11). Sandwiched between his college coaching were coaching positions in the Royals organization in the GCL (2001), Midwest League (2002-06), Pioneer League (2007) and Appalachian League (2008).

Anderson, 49, resides in Columbia, Mo., with his wife Larissa, the current head softball coach of the Missouri Tigers, where she has compiled a 96-48 record entering the 2022 season.



WILLI MARTIN

HITTING COACH

Martin begins his first season as hitting coach with the Peoria Chiefs and second in the Cardinals organization, having previously been hired as a 4th Coach with the Springfield Cardinals in 2020 before COVID-19 protocols canceled the season.

Martin played high school baseball at Tampa Jesuit (2007-10), where he was teammates with Lance McCullers, Jr. and former Cardinals minor league catcher Joe Hudson. His collegiate career took him to Liberty University for three seasons as a pitcher before transferring to Southeastern University (Fla.) to become a position player/hitter. Martin was named a NAIA All-American in 2015 as a first baseman at Southeastern before playing three years of Independent Professional Baseball in the Frontier League (2015-17).

Last season, Martin was the Director of Player Development in the United Shore Professional Baseball League after serving two years in the league as the Assistant Manager of the Utica (Mich.) Unicorns (2018-2019).

Martin, 30, resides in St. Petersburg, Florida in the off-season.



EDWIN MORENO

PITCHING COACH

Moreno enters his third season as a coach in the Cardinals organization and first as pitching coach for Peoria after serving the previous two seasons as pitching coach for the club's Dominican Summer League affiliates. He previously served as the pitching coach for the Dominican Summer League Yankees in 2019.

The former right-handed pitcher played 11 professional seasons from 2000-10, making his Major League debut for San Diego in 2009. The right-hander went 1-3 with a 4.84 ERA (22.2 IP), with 15 strikeouts in 19 relief appearances for the Padres. Moreno was a Mid-Season All-Star for Portland (AAA) in the Pacific Coast League, and named a Mid-Season All-Star pitching for Petroleros de Minatitlan in the 2007 Mexican League,

where he was 8-3 with a 2.71 ERA (103.0 IP) and 80 strikeouts in 17 games (14 starts).

Moreno, 41, resides in Venezuela.



2021 FINAL PEORIA STATISTICS

Manager: Chris Swauger (1st season)

Record: 45-75 (12th of 12 in High-A Central, 6th of 6 in West Division); Home: 24-36 / Away: 21-39

Runs: 503 scored (12th in High-A Central); 661 allowed (12th in High-A Central)

Streaks: W4 (May 12-15) & L8 (July 6-14)

Home Runs: 111 (3 Grand Slams), 124 allowed

One-Run Games: 15-17

Extra Inning Games: 3-6

Postseason: N/A

Attendance: 69,725 (11th in High-A Central)

League Leaders: Wilfredo Pereira (ERA, 3.33; AVG, .211)

Most games at each position

1B Brady Whalen 46	C Pedro Pages 63	SP Connor Lunn 23
2B Francisco Hernández 52	OF Jhon Torres 94	RP Leonardo Taveras 47
3B Jordan Walker 54	OF Matt Chamberlain 80	
SS Moises Castillo 92	OF Tyler Reichenborn 79	

PEORIA ALL-TIME SINGLE-SEASON LEADERS

(since 2002)

Affiliates: Peoria Chiefs (1995-2004, 2013-present), Quad Cities Swing/River Bandits (2005-12)

BATTING AVERAGE*

Eliezer Alvarez 2016323
Elehuris Montero 2018322
Brendan Ryan 2004322
Cody Haerther 2004316
Colin Walsh 2012314

TOTAL BASES

Matt Adams 2010 251
Shaun Boyd 2002 245
Gabe Johnson 2002 238
John Nelson 2002 218
Travis Hanson 2003 214

OPS (ON-BASE + SLUGGING)*

Daric Barton 2004956
Colin Walsh 2012949
Elehuris Montero 2018910
Matt Adams 2010896
Eliezer Alvarez 2016879

HITS

Shaun Boyd 2002 163
Magneuris Sierra 2016 161
Breyvic Valera 2013 159
Anthony Monegan 2004 151
Travis Hanson 2003 146

WALKS

Matt Shepherd 2005 87
Jonathan Rodriguez 2011 77
Daric Barton 2004 69
Nick Plummer 2018 67
Nick Martini 2012 64

HOME RUNS

Gabe Johnson 2002 26
Matt Adams 2010 22
Jonathan Rodriguez 2011 20
Anthony Garcia 2012 19
Randy Roth 2006 18

RUNS

Anthony Monegan 2004 97
Matt Lemanczyk 2005 92
Shaun Boyd 2002 91
Matt Williams 2012 89
Magneuris Sierra 2016 78

RUNS BATTED IN

Gabe Johnson 2002 101
Matt Adams 2010 97
Brady Whalen 2019 94
Travis Hanson 2003 91
Tim Lemon 2002 89

STOLEN BASES

Matt Lemanczyk 2003 56
Oscar Mercado 2015 50
Matt Lemanczyk 2005 48
C.J. McElroy 2014 41
Eliezer Alvarez 2016 36

* = min. 350 PA

WINS

Austin Gomber 2015 15
Tyler Johnson 2002 15
Anthony Ferrara 2011 13
Trey Hearne 2006 12
Stu Pomeranz 2004 12

SAVES

Kenneth Maiques 2007 31
Kyle Grana 2015 24
Jared Blasdell 2002 23
Mike Sillman 2005 22
Jason Burch 2004 21

STRIKEOUTS

Austin Gomber 2015 140
Shelby Miller 2010 140
Alex Reyes 2014 137
Trevor Rosenthal 2011 133
Tyler Johnson 2002 132

EARNED RUN AVERAGE^

Tommy Parsons 2019 0.26
Patrick Dayton 2018 0.78
Kyle Grana 2015 0.78
Zach Petrick 2013 0.83
Ben Julianel 2003 1.05

WHIP^

Tommy Parsons 2019 0.54
Jordan Swagerty 2011 0.67
Mike O'Reilly 2017 0.68
Jared Blasdell 2002 0.73
Justin Pope 2002 0.77

INNINGS PITCHED

Mike Wodnicki 2002 154.2
Aaron Russelburg 2002 146.2
Matt Pearce 2015 144.2
Brandon Dickson 2007 144.0
Two tied with 140.1

^ = min. 30 IP



PALM BEACH CARDINALS (Low-A)



Roger Dean Chevrolet Stadium
4751 Main St.
Jupiter, FL 33458
(561) 775-1818 • palmbeachcardinals.com

General Manager: Mike Bauer
Media Contact: Ryer Gardenswartz
ryer@rogerdeanchevroletstadium.com
Athletic Trainer: Jeff Case
Strength & Conditioning: Campbell Quirk



GARY KENDALL

MANAGER

Gary Kendall joins the Cardinals organization as manager of the Palm Beach Cardinals following two years as manager of the Triple-A Norfolk Tides and 17 years managing overall in the Orioles organization.

He led four teams to the postseason in his career including an Eastern League Championship with the 2015 Bowie Baysox (AA) and the 2013 Arizona Fall League Championship with the Surprise Saguaros. Overall, Kendall has compiled a 1,014-1,084 record as a manager in the minor leagues.

Prior to coaching in professional baseball, Kendall began his career coaching as a 23-year old at the Community College of Baltimore from 1987-89 before moving on to Towson State University (1990-91).

Scouting was the next calling for Kendall as he served as a part-time scout for the Orioles for five seasons (1991-95) and four more years with the Padres (1996-99).

Kendall's coaching career with the Orioles included stints as a field coach in Bluefield (2000-01) and Aberdeen (2002-03). His field manager career began with Bluefield in 2004 and spanned the next 16 seasons through Delmarva (2005-07), Aberdeen (2008-10) Bowie (2011-18) and Norfolk (2019 & 2021). Kendall holds the record for most managerial wins for Bowie with 570 over his eight years with the Double-A club.

Kendall, 58, resides in Princess Anne, Maryland in the off-season with his wife Merlita and daughter, Isabel.



KEDEEM OCTAVE

HITTING COACH

Keedeem Octave begins his first season as hitting coach for the Palm Beach Cardinals. It is his second stint with the Cardinals organization, having previously been hired as a 4th Coach with the Peoria Chiefs in 2020 before COVID-19 protocols canceled the season.

Octave worked for the Mets in the Dominican Republic in 2021, establishing infrastructure with technology and data to track and improve the progress of hitters. His professional baseball experience also includes the 2019 season in the Twins organization working with Video and Data Analysis. In 2018, he served as the Director of Baseball Operations for the United States Military Academy at West Point, scheduling the team's

travel, budget and video.

Octave founded the K.S. Octave Foundation in 2019 to give all kids an opportunity to succeed in the game of baseball, regardless of financial background. The foundation currently awards one scholarship a year to a graduating senior to continue their career in baseball (ksoctavefoundation.org).

His playing career includes a season in Independent League baseball with the Great Bend Boom of the Pecos League in 2016 after playing at Division II St. Thomas Aquinas of the East Coast Conference in 2014.

Octave, 28, resides in New York in the off-season.



GIOVANNI CARRARA

PITCHING COACH

Giovanni Carrara begins his eighth season in the Cardinals organization and first as pitching coach for Palm Beach after seven seasons as pitching coach for the Gulf Coast League Cardinals. He also served as pitching coach for the Dominican Summer League Cardinals in 2015.

The 2018 GCL squad, which advanced to the league championship, led the league with 40 wins and had the league ERA champion in Perry DellaValle. The 2016 club captured the GCL Championship behind five wins and a 2.32 ERA from Franyel Casadilla, who also tossed five shutout innings in a game one, 3-0 win in the finals vs. the GCL Phillies.

Carrara was originally signed as a non-drafted free agent out of Venezuela by the Blue Jays in 1990. He pitched in parts of 10 MLB seasons (1995-2006), appearing in games with the Blue Jays (1995-96), Reds (1996-97), Rockies (2000), Dodgers (2001-02, 2004-06) and Mariners (2003). He posted a 29-18 career record with a 4.69 ERA in 313 games (18 starts).

He posted a career-best 2.18 ERA in 2004 when he went 5-2 with two saves in 42 appearances as an integral part of the Dodgers bullpen. The Dodgers claimed the National League West Division that season, and Carrara made three postseason appearances before his team fell to St. Louis in the NL Division Series. Carrara pitched in a career-high 72 games at the age of 37 in 2005, winning a career-high seven games in a relief role.

Carrara, 54, represented Italy in the 2007 Euros due to his parents heritage from Italy. He resides in El Tigre, Venezuela, in the off-season.



2021 FINAL PALM BEACH STATISTICS

Manager: José Leon (1st season)

Record: 37-80 (10th of 10 in Low-A Southeast, 4th of 4 in East Division); Home: 21-39 / Away: 16-41

Runs: 515 scored (10th in Low-A Southeast); 738 allowed (10th in Low-A Southeast)

Streaks: W4 (June 27-July 1) & L18 (July 17-August 10)

Home Runs: 73 (6 Grand Slams), 79 allowed

One-Run Games: 14-18

Extra Inning Games: 3-8

Postseason: N/A

Attendance: 28,440 (8th in Low-A Southeast)

Most games at each position

1B Todd Lott 36	C Carlos Soto 57	SP John Beller. 19
2B Franklin Soto 61	OF Patrick Romeri 74	RP Luis Ortíz 33
3B Jacob Buchberger 34	OF Matt Koperniak 56	
SS Masyn Winn 55	OF Tommy Jew 51	

PALM BEACH ALL-TIME SINGLE-SEASON LEADERS

(since 2003)

BATTING AVERAGE*

Mike O'Neill 2012342
Daryl Jones 2008326
David Popkins 2013317
Allen Craig 2007312
Charlie Tilson 2014308

TOTAL BASES

Allen Craig 2007	224
Jonathan Rodriguez 2013	219
Alex Castellanos 2010	212
Ryan Barthelemy 2006	210
Xavier Scruggs 2011	203

OPS (ON-BASE + SLUGGING)*

Allen Craig 2007899
Daryl Jones 2008881
Mike O'Neill 2012859
Jonathan Rodriguez 2013854
David Popkins 2013840

HITS

Juan Lucena 2006	141
Mike O'Neill 2012	132
Allen Craig 2007	132
Jonathan Rodriguez 2013	129
Starlin Rodriguez 2012	129

WALKS

Casey Grayson 2016	94
Dan Nelson 2007	80
Mike O'Neill 2012	70
Luke Voit 2015	63
Alan Ahmady 2011	62

HOME RUNS

Xavier Scruggs 2011	21
Allen Craig 2007	21
Matt Dryer 2005	21
Jonathan Rodriguez 2013	18
Joe Mather 2006	16

RUNS

Allen Craig 2007	77
Dan Nelson 2007	76
Kramer Robertson 2018	74
Reid Gorecki 2004	74
Jonathan Rodriguez 2013	71

RUNS BATTED IN

Luke Voit 2015	77
Allen Craig 2007	77
Matt Dryer 2005	76
Joe Mather 2006	74
Jonathan Rodriguez 2013	72

STOLEN BASES

Rayner Laya 2004	41
C.J. McElroy 2015	39
Oscar Mercado 2016	33
Matt Lemanczyk 2004	33
Darren Seferina 2016	32

* = min. 350 PA

WINS

Adam Ottavino 2007	12
Tyler Norrick 2007	11
Buddy Blair 2004	11
Three tied with	10

SAVES

Mike Sillman 2006	35
Mark Worrell 2005	35
Luke Gregerson 2007	29
Francisco Samuel 2008	29
Adam Reifer 2009	21

STRIKEOUTS

Tyler Norrick 2007	134
Adam Ottavino 2007	128
Jack Flaherty 2016	126
Mitchell Boggs 2006	126
Jose Garcia 2005	122

EARNED RUN AVERAGE^

Zach Petrick 2013	0.27
Mike Sillman 2006	1.10
Keith Butler 2011	1.25
Josh Lucas 2015	1.29
Colton Thomson 2018	1.36

WHIP^

Zach Petrick 2013	0.75
Troy Cate 2006	0.78
Richard Castillo 2012	0.83
Jimmy Reed 2015	0.86
Daniel Ponce de Leon 2015	0.87

INNINGS PITCHED

Tyler Norrick 2007	165.1
Buddy Blair 2004	161.2
Richard Castillo 2009	148.2
Mitchell Boggs 2006	145.0
Eric Fornataro 2011	144.2

^ = min. 30 IP



FLORIDA COMPLEX LEAGUE CARDINALS (ROOKIE)



**Cardinals Complex at
Roger Dean Chevrolet Stadium**
4795 University Drive
Jupiter, FL 33458



Director of Operations: Luis Morales
Athletic Trainer: Kiomy Martinez-Ortiz
Strength & Conditioning: Grace Cullen



ROBERTO ESPINOZA

MANAGER

Espinoza enters his ninth season in a coaching role for the Cardinals organization and his second as manager for the FCL Cardinals. Previously, he served as manager for the Johnson City Cardinals (2017-20) where he won the 2019 Appalachian League Championship.

Prior to his managerial turn, Espinoza was hitting coach for the Appalachian League Champion squad in 2016. In 2015, Espinoza was hitting coach for the GCL Cardinals following a year as the bullpen assistant in St. Louis.

The former Cardinals minor league catcher was originally signed by the Cardinals as a non-drafted free agent out of Palo Negro, Venezuela, in March 2006.

He played five seasons in the Cardinals organization before an injury sidelined him during the 2011 and 2012 seasons, when he pursued a career in coaching. Espinoza played in 202 games, advancing as far as Palm Beach (High-A) in 2010.

Espinoza, 33, resides in Palm Beach Gardens, Fla., in the off-season with his wife Johely and children Roberto Alexander and Valeria.



BERNARD GILKEY

HITTING COACH

Gilkey enters his third season as a coach with the FCL Cardinals following a two-year role (2018-19) on the Cardinals Core staff in the Baseball Operations and Player Development department.

The former Cardinals outfielder played 12 Major League seasons with five organizations (Cardinals, Mets, Diamondbacks, Braves and Red Sox). He compiled a .275 BA with 118 HR and 546 RBI over 1,239 career games. His finest season came with the Mets in 1996 batting .317 with 30 HR and 117 RBI, finishing 14th in the National League MVP voting.

Off the field, Gilkey made an appearance as an actor in the 1997 hit movie "Men in Black."

Gilkey, 55, resides in Chesterfield, Mo., with his wife Patrice. The couple have two sons, Jaelen, who played college baseball at Central Arizona JC and Miles College, and Caeven, who played at High Point University.



RICK HARIG

PITCHING COACH

Harig begins his first season as pitching coach for the FCL Cardinals and fifth as a coach in the Cardinals organization.

Harig was the pitching coach for Peoria last season and was set to serve the same role for Palm Beach in 2020 before the minor league season was cancelled. Prior to that, he spent two seasons as pitching coach in Johnson City (2018-19).

Harig joined the Cardinals baseball operations department in 2016 after more than 30 years as a coach at the amateur level, as well as work in player development and scouting for several MLB teams.

In his coaching experience, Harig amassed more than 1,300 wins and nine state championships as an American Legion and high school coach, and was a 2015 inductee of the Colorado Baseball Coaches Association Hall of Fame. A University of Colorado-Boulder graduate, Harig taught high school math at Fairview High School from 1985-2016 to pupils such as former MLB pitcher Jesse Crain and Cardinals President of Baseball Operations John Mozeliak. He also worked part-time for the San Diego Padres player development department in the mid-2000s and was a regional scout for various MLB teams for 15 years.

Harig also started his own company in 2007, working as a performance coach and keynote speaker who focuses on performance development.

Harig, 61, resides in Boulder, Colo., with his wife Traci and two sons, Joey and Jackson.



2021 FINAL FLORIDA COMPLEX LEAGUE STATISTICS

Manager: Roberto Espinoza (1st season)

Record: 24-29 (11th of 18 in FCL, 4th of 5 in East Division); Home: 13-12 / Away: 11-17

Runs: 235 scored (13th in FCL) & 266 allowed (10th in FCL)

Streaks: W7 (July 19-29) & L5 (September 4-10)

Home Runs: 19 (1 Grand Slam), 43 allowed

One-Run Games: 7-6

Extra Inning Games: 4-0

Postseason: N/A

Post-Season All-Stars: RP Ómar Sánchez

League Leaders: LHP Ómar Sánchez (Saves, 7)

Most games at each position

1B Jesus Orecchia..... 19	C Roblin Heredia..... 21	SP Yordy Richard..... 11
2B Albert Iona..... 25	OF Adanson Cruz..... 31	RP Ómar Sánchez..... 17
3B Sander Mora..... 20	OF Luis Montano..... 27	
SS Jeremy Rivas..... 48	OF Hansel Otamendi..... 25	

COMPLEX LEAGUE ALL-TIME SINGLE-SEASON LEADERS (since 2007)

BATTING AVERAGE*

Magneuris Sierra.....2014..... .386
Dennis Ortega.....2016..... .357
Iván Herrera.....2018..... .348
Andrew Warner.....2018..... .342
Allen Cordoba.....2015..... .342

TOTAL BASES

Magneuris Sierra.....2014..... 102
Allen Cordoba.....2015..... 85
Malik Collymore.....2014..... 85
Elehuris Montero.....2017..... 81
Two tied with.....2010..... 80

OPS (ON-BASE + SLUGGING)*

Andrew Warner.....2018..... 1.046
Magneuris Sierra.....2014..... .939
Oswaldo Morales.....2007..... .926
Iván Herrera.....2018..... .923
Malik Collymore.....2014..... .883

HITS

Magneuris Sierra.....2014..... 78
Allen Cordoba.....2015..... 69
Bladimil Franco.....2015..... 65
Michael Pritchard.....2014..... 60
Malik Collymore.....2014..... 59

WALKS

Nick Plummer.....2015..... 39
Guillermo Toribio.....2007..... 34
Sam Tuivailala.....2010..... 29
Taylor Bryant.....2017..... 27
Rainel Rosario.....2008..... 26

HOME RUNS

Edgar Lara.....2007..... 8
Oswaldo Morales.....2007..... 8
Francisco Hernandez.....2019..... 7
Roberto De La Cruz.....2010..... 7
Patrick Romeri.....2019..... 6

RUNS

Nick Plummer.....2015..... 43
Magneuris Sierra.....2014..... 42
Allen Cordoba.....2015..... 40
Edmundo Sosa.....2014..... 37
Michael Pritchard.....2014..... 36

RUNS BATTED IN

Elehuris Montero.....2017..... 36
Malik Collymore.....2014..... 34
Edgar Lara.....2007..... 32
Josh Shaw.....2018..... 30
Magneuris Sierra.....2014..... 30

STOLEN BASES

Tony Bryant.....2012..... 18
D'Marcus Ingram.....2007..... 17
Steven Ramos.....2010..... 15
Yoenny Gonzalez.....2012..... 14
Starlin Rodriguez.....2010..... 14

* = min. 120 PA

WINS

Brian Pirela.....2018..... 10
David Oca.....2015..... 7
Nathanael Heredia.....2019..... 5
Franyel Casadilla.....2016..... 5
Three others tied with..... 5

SAVES

Willy Paulino.....2011..... 12
Edgar Escobar.....2018..... 9
Manuel De La Cruz.....2010..... 9
Omar Sanchez.....2021..... 7
Two tied with..... 6

STRIKEOUTS

Perry DellaValle.....2018..... 67
Junior Fernández.....2015..... 58
Derian Gonzalez.....2015..... 55
David Oca.....2015..... 55
Two tied with..... 52

EARNED RUN AVERAGE^

Connor Coward.....2018..... 0.88
Ian McKinney.....2013..... 0.89
Reynier Gonzalez.....2007..... 1.01
Javier Avendano.....2010..... 1.35
Fidencio Flores.....2012..... 1.56

WHIP^

Connor Coward.....2018..... 0.73
Manuel De La Cruz.....2010..... 0.88
Fidencio Flores.....2012..... 0.92
Tyler Melling.....2011..... 0.92
Michael Santana.....2010..... 0.96

INNINGS PITCHED

Brian Pirela.....2018..... 69.2
Sandy Alcantara.....2015..... 64.1
David Oca.....2015..... 63.2
Junior Gonzalez.....2017..... 59.1
Ramon Ulacio.....2011..... 58.1

^ = min. 30 IP



DOMINICAN SUMMER LEAGUE CARDINALS (ROOKIE)



Cardinals Academy
Jubey, La Malena
Boca Chica, Dominican Republic

Academy Administrator: Aaron Rodriguez
Athletic Trainers: Riku Shabata & Elvis Hernandez
Strength & Conditioning: Gerardo De Leon



FRAY PENICHE

MANAGER

Peniche begins his 12th season as manager of the Dominican Summer League Cardinals and has compiled a 343-347 record over that time.

The 2018 DSL Cardinals Blue squad made their first postseason appearance since the Cardinals Dominican Academy opened, while running off a franchise best 51 wins and boasting the league batting champion in Malcom Nuñez.

Prior to his time with the Cardinals, Peniche spent 12 seasons in the Detroit Tigers organization, four as manager of the DSL Tigers (2007-10). Peniche began his coaching career with the Oneonta Tigers (SS) in 1999, then moved on as a coach with the DSL Tigers from 2000-06.

Peniche was signed as a non-drafted free agent by the Tigers and played four seasons in their minor league system. He spent three seasons with the Gulf Coast League Tigers (1995-97) and one season in the New York-Penn League with the Jamestown Jammers (1998).

Peniche, 45, resides in Santo Domingo Este, Dominican Republic, with his wife, Sandy, and two children, Aaron and Fray Antonio.



ERICK ALMONTE

HITTING COACH

Erick Almonte enters his ninth season as a coach in the Cardinals organization and his second as hitting coach for the DSL Cardinals. It is his second stint as a coach with the DSL team, previously serving from 2014-16.

Almonte spent three seasons as a manager in the Cardinals system, with Peoria from 2019-20 and the Gulf Coast League Cardinals in 2018. The 2018 GCL squad led the league with 40 wins (40-16) while averaging a league-best 6.2 runs per game. The team advanced to the GCL Championship, defeating the Phillies before losing in three games to the Tigers.

Almonte also previously served as hitting coach for the 2017 Florida State League Co-Champion Palm Beach Cardinals, which had the fewest strikeouts in the league (919).

Almonte was signed as a non-drafted free agent by the Yankees in 1996 out of the Dominican Republic and played professionally for 17 years. His career included four MLB organizations: Yankees (1997-03), Rockies (2004), Tigers (2007-08) and Brewers (2009-12). Almonte also played for Japan's Nippon Ham Fighters in 2005.

Almonte, 44, and his wife Nicole Noesi, reside in Santo Domingo, Dominican Republic with their three children, Erick Manuel, Luis Gabriel and Eva. His brother, Hector, pitched in parts of two seasons with the Marlins, Red Sox and Expos.



LUIS CRUZ

HITTING COACH

Cruz enters his fourth season as a coach for the DSL Cardinals and second as hitting coach.

The former Cardinals catcher and first baseman was signed out of the Dominican Republic as an 18-year old and played 287 career minor league games in the Cardinals organization over seven seasons. He batted .264 with 14 home runs and 101 RBI, reaching as high as Triple-A Memphis in 2016, making an appearance in two games.

From 2017-18, Cruz played Independent League baseball in York of the Atlantic League and participated in the Dominican Winter League for Toros del Este.

Cruz, 28, resides in Cotui, Dominican Republic in the off-season.



BILL VILLANUEVA

PITCHING COACH

Villanueva returns for his seventh season as pitching coach of the DSL Cardinals. He coached in Johnson City (R) for the 2015 season, and previously served in the same capacity for the DSL Cardinals from 2008-14. Villanueva joined the Cardinals organization in 2005. After serving as an assistant pitching instructor at the Cardinals' complex in Jupiter, Fla., in 2008, he returned to coaching in 2009.

Villanueva was the pitching coach when former St. Louis Cardinals pitcher Carlos Martinez won the 2010 Dominican Summer League ERA title with a 0.76 ERA.

A former right-handed pitcher, Villanueva signed with the Marlins in 1995 and pitched six seasons in their minor league system. Overall, Villanueva was 14-28 with a 3.95 ERA in 77 career minor league games (61 starts). Villanueva also played for the Tigres de Licey from 1998-2001 in the Caribbean Baseball Series.

The 43-year-old is a native of Santo Domingo, Dominican Republic.



2021 FINAL DOMINICAN SUMMER LEAGUE STATISTICS

Dominican Summer League Blue

Manager: Fray Peniche (11th season)

Record: 21-38 (42nd of 46 in DSL, 7th of 8 in South Division)

Postseason: N/A

League Leaders: Alexander Beltre (Games Pitched, 24)

Most games at each position

1B Fernando Diaz 47	C Leonardo Bernal 33	SP Benjamin Arias 12
2B Adari Grant 31	OF Jose Cordoba 40	RP Henry Gomez 12
3B Yancel Guerrero 27	OF Luis Pino 36	RP Alexander Beltre 24
SS Maycol Justo 47	OF Keshawn Rombley 35	

Dominican Summer League Red

Manager: Estuar Ruiz (2nd season)

Record: 27-30 (29th of 46 in DSL, 6th of 8 in San Pedro Division)

Postseason: N/A

Most games at each position

1B Francis Reynoso 35	C Maikel Hernandez 22	SP Yonael Dominguez 12
2B Lizandro Espinoza 30	OF Romtres Cabrera 42	RP Augusto Calderon 20
3B Raul Guzman 30	OF Jeremy Ramos 37	RP Darlin Saladin 20
SS Elias Reynoso 47	OF Carlos Carmona 35	

DSL ALL-TIME SINGLE-SEASON LEADERS

(since 2005)

BATTING AVERAGE*

Malcolm Nuñez 2018415
Darlin Moquete 2019390
Diowill Burgos 2019382
Robelys Reyes 2011378
Carlos Soler 2018372

TOTAL BASES

Brian Sanchez 2018	149
Malcolm Nuñez 2018	127
Robelys Reyes 2011	123
Joerlin De Los Santos 2018	117
Ronny Gil 2009	112

OPS (ON-BASE + SLUGGING)*

Malcolm Nuñez 2018	1.272
Diowill Burgos 2019	1.206
Brian Sanchez 2016	1.075
Darlin Moquete 2019	1.030
Robelys Reyes 2011	1.007

HITS

Joerlin De Los Santos 2018	84
Robelys Reyes 2011	84
Brian Sanchez 2016	81
Ronny Gil 2009	77
Two tied with	74

WALKS

Albert Inoa 2019	52
Juan Mosquera 2007	51
Sander Mora 2019	49
Freddy De Jesus 2018	49
Esequiel Delgado 2016	47

HOME RUNS

Brian Sanchez 2016	15
Malcolm Nuñez 2018	13
Diowill Burgos 2019	9
Jairo Martinez 2006	8
Three tied with	7

RUNS

Joerlin De Los Santos 2018	66
Sander Mora 2019	63
Ronny Gil 2009	58
Albert Inoa 2019	54
Darlin Moquete 2018	53

RUNS BATTED IN

Brian Sanchez 2016	76
Malcolm Nuñez 2018	59
Cristhian Longa 2018	49
Luis Andujar 2019	47
Brian Sanchez 2015	45

STOLEN BASES

Sander Mora 2019	33
Joerlin De Los Santos 2018	30
William Sandoval 2005	29
Smith Vargas 2019	28
Ronny Gil 2009	26

* = min. 120 PA

WINS

Octavio Cordova 2018	7
Julio Puello 2018	7
Enmanuel Solano 2018	7
Jhonatan Escudero 2012	7
Seven tied with	6

SAVES

Oscar Lara 2005	16
Ismael Brito 2012	14
Jose Almarante 2008	10
Jose Almarante 2009	9
Three tied with	8

STRIKEOUTS

Julio Puello 2018	82
Carlos Martinez 2010	78
Henderson Lugo 2005	78
Hector Soto 2018	75
Charllan Jimenez 2009	75

EARNED RUN AVERAGE^

Carlos Martinez 2010	0.76
Kender Villegas 2011	1.13
Fernando Baez 2012	1.14
Anderson Gerdel 2011	1.21
Nelson Montilla 2005	1.55

WHIP^

Carlos Martinez 2010	0.71
Angel Cruz 2008	0.84
Henderson Lugo 2005	0.90
Bryan Martinez 2010	0.91
Angel Cuenca 2019	0.92

INNINGS PITCHED

Franyel Casadilla 2015	79.0
Oneiver Diaz 2015	77.0
Julio Puello 2018	74.2
Francis Ventura 2018	74.0
Juan Alvarez 2015	74.0

^ = min. 30 IP

PLAYER DEVELOPMENT



CARDINALS MINOR LEAGUE HITTING LEADERS — 2021

(Regular Season Games Only)

BATTING AVERAGE*

Maycol Justo - DSLB.....	.331
Jordan Walker - PEO/PMB.....	.317
Lars Nootbaar - MEM.....	.308
Matt Koperniak - SPR/PEO/PMB....	.306
Brendan Donovan - MEM/SPR/PEO304
Felix Taveras - DSLR.....	.301
Thomas Francisco - PEO/PMB294
Lizandro Espinoza - DSLR.....	.291
Samil De La Rosa - DSLR.....	.288
Juan Yepez - MEM/SPR.....	.286

ON-BASE PERCENTAGE*

Maycol Justo - DSLB.....	.423
Nick Plummer - MEM/SPR.....	.415
Raul Guzman - DSLR.....	.406
Matt Koperniak - SPR/PEO/PMB....	.405
Lars Nootbaar - MEM.....	.404
Brendan Donovan - MEM/SPR/PEO399
Lizandro Espinoza - DSLR.....	.396
Samil De La Rosa - DSLR.....	.396
Jordan Walker - PEO/PMB.....	.388
Romtres Cabrera - DSLR.....	.384

SLUGGING PERCENTAGE*

Juan Yepez - MEM/SPR.....	.586
Felix Taveras - DSLR.....	.549
Jordan Walker - PEO/PMB.....	.548
Luken Baker - MEM/SPR.....	.530
Lars Nootbaar - MEM.....	.496
Mike Antinco - PMB.....	.490
Nolan Gorman - PEO/PMB.....	.481
Nick Plummer - MEM/SPR.....	.479
Chandler Redmond - SPR/PEO474
Todd Lott - PEO/PMB.....	.467

HITS

Nolan Gorman - MEM/SPR.....	134
Alec Burleson - MEM/SPR/PEO....	123
Brendan Donovan - MEM/SPR/PEO ...	119
Nick Plummer - MEM/SPR.....	108
Juan Yepez - MEM/SPR.....	105
Delvin Perez - SPR.....	103
Jordan Walker - PEO/PMB.....	103
Matt Koperniak - SPR/PEO/PMB ...	101
Kramer Robertson - MEM.....	99
Evan Mendoza - MEM.....	96

WALKS

Nick Plummer - MEM/SPR.....	73
Kramer Robertson - MEM.....	62
Ivan Herrera - MEM/SPR.....	60
Carlos Soto - PMB.....	52
Juan Yepez - MEM/SPR.....	51
Brendan Donovan - MEM/SPR/PEO ...	50
Chandler Redmond - SPR/PEO.....	46
Masyn Winn - PEO/PMB.....	46
Conner Capel - MEM/SPR.....	43
Matt Chamberlain - PEO.....	43

OPS (ON-BASE + SLUGGING)*

Juan Yepez - MEM/SPR.....	.969
Jordan Walker - PEO/PMB.....	.936
Felix Taveras - DSLR.....	.918
Lars Nootbaar - MEM.....	.900
Nick Plummer - MEM/SPR.....	.894
Luken Baker - MEM/SPR.....	.854
Brendan Donovan - MEM/SPR/PEO854
Matt Koperniak - SPR/PEO/PMB....	.851
Mike Antinco - PMB.....	.829
Romtres Cabrera - DSLR.....	.828

DOUBLES

Juan Yepez - MEM/SPR.....	29
Todd Lott - PEO/PMB.....	26
Matt Koperniak - SPR/PEO/PMB....	25
Jhon Torres - PEO.....	25
Jordan Walker - PEO/PMB.....	25
Leandro Cedenno - SPR/PEO.....	22
Kramer Robertson - MEM.....	22
Luken Baker - MEM/SPR.....	21
Brendan Donovan - MEM/SPR/PEO ...	21
Three tied with.....	20

TRIPLES

Nick Plummer - MEM/SPR.....	6
Jacob Buchberger - PEO/PMB.....	5
Romtres Cabrera - DSLR.....	5
Masyn Winn - PEO/PMB.....	5
Conner Capel - MEM/SPR.....	4
Delvin Perez - SPR.....	4
Kramer Robertson - MEM.....	4
Jordan Walker - PEO/PMB.....	4
Nine tied with.....	3

HOME RUNS

Juan Yepez - MEM/SPR.....	27
Luken Baker - MEM/SPR.....	26
Nolan Gorman - MEM/SPR.....	25
Alec Burleson - MEM/SPR/PEO.....	22
Chandler Redmond - SPR/PEO.....	18
Ivan Herrera - MEM/SPR.....	17
Nick Plummer - MEM/SPR.....	15
Conner Capel - MEM/SPR.....	14
Jordan Walker - PEO/PMB.....	14
Todd Lott - PEO/PMB.....	13

RUNS

Masyn Winn - PEO/PMB.....	76
Brendan Donovan - MEM/SPR/PEO ...	73
Nolan Gorman - MEM/SPR.....	71
Nick Plummer - MEM/SPR.....	71
Juan Yepez - MEM/SPR.....	67
Kramer Robertson - MEM.....	66
Jordan Walker - PEO/PMB.....	63
Delvin Perez - SPR.....	62
Alec Burleson - MEM/SPR/PEO.....	61
Conner Capel - MEM/SPR.....	55

RUNS BATTED IN

Juan Yepez - MEM/SPR.....	77
Alec Burleson - MEM/SPR/PEO.....	76
Nolan Gorman - MEM/SPR.....	75
Luken Baker - MEM/SPR.....	70
Brendan Donovan - MEM/SPR/PEO ...	66
Ivan Herrera - MEM/SPR.....	63
Kramer Robertson - MEM.....	62
Leandro Cedenno - SPR/PEO.....	60
Chandler Redmond - SPR/PEO.....	59
Nick Plummer - MEM/SPR.....	54

STOLEN BASES

Masyn Winn - PEO/PMB.....	32
Delvin Perez - SPR.....	24
Brendan Donovan - MEM/SPR/PEO ...	19
Evan Mendoza - MEM.....	15
Tommy Jew - PEO/PMB.....	14
Jordan Walker - PEO/PMB.....	14
Nick Plummer - MEM/SPR.....	13
Jeremy Ramos - DSLR.....	13
Romtres Cabrera - DSLR.....	11
Kramer Robertson - MEM.....	11

Memphis-AAA (MEM), Springfield-AA (SPR), Peoria-High A (PEO), Palm Beach-Low A (PMB), Florida Complex League-Rookie (FCL), Dominican Summer League Blue/Red-Rookie (DSLBR)



CARDINALS MINOR LEAGUE PITCHING LEADERS — 2021

(Regular Season Games Only)

GAMES	
Connor Jones - MEM	47
Freddy Pacheco - MEM/SPR/PEO...	41
Leandro Taveras - PEO	41
Austin Warner - MEM.....	41
Ramons Santos - MEM/SPR/PMB ...	40
Jacob Schlesiener - PEO.....	39
Jacob Bosiokovic - MEM/SPR	38
Fabian Blanco - PEO	37
Jesús Cruz - MEM.....	37
Garrett Williams - MEM/SPR	37

INNINGS PITCHED	
Matthew Liberatore - MEM.....	124.2
Connor Thomas - MEM/SPR.....	122.0
Connor Lunn - PEO.....	120.1
Dalton Roach - SPR.....	114.2
Andre Pallante - MEM/SPR	99.1
Logan Gragg - PEO	99.0
Wilfredo Pereira - PEO.....	97.1
Michael YaSenka - PEO	95.2
Zack Thompson - MEM.....	93.0
Domingo Robles - SPR.....	91.2

GAMES STARTED	
Connor Lunn - PEO.....	23
Andre Pallante - MEM/SPR	22
Domingo Robles - SPR.....	21
Michael YaSenka - PEO	21
Logan Gragg - PEO	20
John Beller - PMB	19
Dalton Roach - SPR.....	19
Zack Thompson - MEM.....	19
Ludwin Jimenez - PMB	18
Matthew Liberatore - MEM.....	18
Connor Thomas - MEM/SPR.....	18

WINS	
Matthew Liberatore - MEM.....	9
Jacob Bosiokovic - MEM/SPR	7
Dalton Roach - SPR.....	7
Ramons Santos - MEM/SPR/PMB	7
Austin Warner - MEM.....	7
Connor Lunn - PEO.....	6
Edgar Manzo - PMB.....	6
Angel Rondón - MEM.....	6
Darlin Saladin - DSLR	6
Connor Thomas - MEM/SPR.....	6
Nick Trogrlic-Iverson - PEO/PMB	6

SAVES	
Freddy Pacheco - MEM/SPR/PEO...	11
Jacob Bosiokovic - MEM/SPR.....	7
Omar Sanchez - FCL	7
Augusto Calderon - DSLR	5
Connor Jones - MEM	5
Edgar Escobar - SPR.....	4
Paul Schwendel - PEO	4
Evan Sisk - SPR/PEO.....	4
Nine tied with.....	3

STRIKEOUTS	
Matthew Liberatore - MEM.....	123
Connor Lunn - PEO.....	121
Dalton Roach - SPR.....	119
Connor Thomas - MEM/SPR.....	116
Wilfredo Pereira - PEO.....	115
Ramons Santos - MEM/SPR/PMB ...	108
Levi Prater - PMB	104
Michael YaSenka - PEO	103
Jose Moreno - PMB	102
Jack Ralston - PEO.....	101

EARNED RUN AVERAGE [^]	
Juan Peralta - FCL/DSLBS	1.01
Gordon Graceffo - PMB	1.73
Hancel Rincon - DSLB	1.84
Benjamin Arias - DSLB	1.94
Augusto Calderon - DSLR	2.25
Diorys Guerrero - DSLR.....	2.56
Colin Schmid - PEO/FCL	2.57
Diego Cordero -PEO/FCL	2.88
Jesús Cruz - MEM.....	3.06
Roy Garcia - PMB/FCL	3.12

WHIP [^]	
Juan Peralta - FCL/DSLBS	0.86
Augusto Calderon - DSLR	0.96
Roy Garcia - PMB/FCL	1.04
Benjamin Arias - DSLB	1.04
Diorys Guerrero - DSLR.....	1.05
Freddy Pacheco - MEM/SPR/PEO ...	1.06
Hancel Rincon - DSLB	1.06
Dionys Rodríguez - PMB	1.06
Austin Warner - MEM.....	1.09
Connor Lunn - PEO.....	1.14

OPPONENTS AVERAGE [^]	
Freddy Pacheco - MEM/SPR/PEO....	.151
Augusto Calderon - DSLR165
Jack Ralston - PEO.....	.171
Diego Cordero - PEO/FCL.....	.179
Juan Peralta - FCL/DSLBS186
Hancel Rincon - DSLB188
Ramons Santos - MEM/SPR/PMB .	.188
Jacob Bosiokovic - MEM/SPR198
Dionys Rodríguez - PMB201
Roy Garcia - PMB/FCL202

STRIKEOUTS / 9 IP [^]	
Freddy Pacheco - MEM/SPR/PEO...	15.8
Levi Prater - PMB	13.7
Jack Ralston - PEO.....	13.6
Ramons Santos - MEM/SPR/PMB ...	13.5
Jacob Bosiokovic - MEM/SPR	13.0
Sean Kealey - PEO/PMB	13.0
Gordon Graceffo - PMB	12.8
Evan Sisk - SPR/PEO.....	12.7
Leonardo Taveras - PEO	12.4
Fabian Blanco - PEO	12.3

STRIKEOUT / WALK RATIO [^]	
Yonael Dominguez - DSLR.....	8.33
Connor Lunn - PEO.....	6.05
Diorys Guerrero - DSLR.....	6.00
Juan Peralta - FCL/DSLBS	5.40
Colin Schmid - PEO/FCL	5.40
Benjamin Arias - DSLB	4.36
Tyler Pike - SPR.....	4.25
Roy Garcia - PMB/FCL	4.14
Gordon Graceffo - PMB	4.11
Dionys Rodríguez - PMB	4.00

TOUGHEST TO HR OFF (TBF/HR) [^]	
Engels Martinez - DSLR	(176/0)
Darlin Saladin - DSLR	(165/0)
Nathanael Heredia - PEO/PMB ...	271.0
Jose Davila - PMB/FCL.....	239.0
Henry Gomez - DSLB	219.0
Hancel Rincon - DSLB	200.0
Diorys Guerrero - DSLR.....	181.0
Sean Kealey - PEO/PMB	175.0
Jesús Cruz - MEM.....	161.0
Alejandro Cervantes - DSLB.....	140.0

* = min. 135 PA
[^] = min. 25.0 IP



CARDINALS MINOR LEAGUE RECORDS (1963-79)

Year	Team	W	L	Finish	Playoff	Manager
1963	Atlanta	85	68	2nd/5	5-4	Harry Walker
	Tulsa	74	66	3rd/6	6-1	Grover Resinger
	Billings	61	66	4th/6	3-2	Ron Plaza
	Brunswick	52	64	4th/4	--	George Kissell
	Winnipeg	55	64	4th/6	--	Fred Koenig
1964	Jacksonville	89	62	1st/8	0-4	Harry Walker
	Tulsa	79	61	2nd/6	4-5	Grover Resinger
	Raleigh	76	62	3rd/5	--	George Kissell
	Rock Hill	76	51	2nd/8	1-2	Hal Smith
	Winnipeg	52	65	4th/6	--	Ron Plaza
Sarasota Rookie	30	30	2nd/4	--	Fred Koenig	
1965	Jacksonville	71	76	6th/8	--	Grover Resinger
	Tulsa	81	60	1st/3	1-3	Vern Rapp
	Raleigh	64	79	4th/5	--	Ray Hathaway
	Rock Hill	59	63	5th/8	2-0	Sparky Anderson
	Cedar Rapids	62	52	3rd/10	--	Ron Plaza
Florida Rookie	27	31	5th/6	--	George Kissell	
1966	Tulsa	85	62	1st/6	3-4	Charlie Metro
	Arkansas	81	59	1st/6	1-2	Vern Rapp
	St. Petersburg	91	45	1st/10	2-3	Sparky Anderson
	Rock Hill	58	68	5th/8	--	Jack Krol
	Cedar Rapids	81	40	1st/10	1-2	Ron Plaza
	Eugene	44	40	2nd/4	--	Hal Luby
	Gulf Coast	20	28	4th/5	--	George Kissell
	Tulsa	65	79	6th/6	--	Warren Spahn
1967	Arkansas	63	77	5th/6	--	Vern Rapp
	St. Petersburg	96	43	1st/5	3-1	Ron Plaza
	Modesto	79	61	2nd/8	0-2	Sparky Anderson
	Cedar Rapids	53	67	8th/10	--	Jack Krol
	Lewiston	30	54	4th/4	--	Ray Hathaway
	Gulf Coast	25	32	6th/6	--	George Kissell
1968	Tulsa	95	53	1st/6	4-1	Warren Spahn
	Arkansas	82	58	1st/4	1-3	Vern Rapp
	St. Petersburg	80	63	2nd/5	1-2	Ron Plaza
	Modesto	69	71	4th/8	--	Joe Cunningham
	Cedar Rapids	63	53	3rd/10	--	Jack Krol
	Lewiston	30	45	4th/4	--	Roy Majtyka
	Gulf Coast	34	27	2nd/8	--	Ray Hathaway
	Tulsa	79	61	2nd/6	--	Warren Spahn
1969	Arkansas	66	69	2nd/4	--	Ray Hathaway
	St. Petersburg	54	76	6th/6	--	Jack Krol
	Modesto	63	77	7th/8	--	Joe Cunningham
	Cedar Rapids	55	68	6th/9	--	Roy Majtyka
	Lewiston	30	49	4th/4	--	Bobby Dews
	Gulf Coast	21	33	7th/7	--	Tom Burgess
1970	Tulsa	70	70	2nd/4	--	Warren Spahn
	Arkansas	67	67	2nd/4	--	Ken Boyer
	St. Petersburg	78	52	1st/6	2-3	Joe Cunningham
	Modesto	76	64	4th/8	--	Jack Krol
	Cedar Rapids	57	64	7th/10	--	Roy Majtyka
	Lewiston	43	37	1st/3	--	Fred Hatfield
	Gulf Coast	32	28	5th/8	--	Tom Burgess

Year	Team	Won	Lost	Finish	Playoff	Manager
1971	Tulsa	64	76	4th/4	--	Warren Spahn
	Arkansas	75	64	1st/4	2-3	Jack Krol
	St. Petersburg	72	69	3rd/6	--	Joe Cunningham
	Modesto	83	56	1st/8	--	Roy Majtyka
	Cedar Rapids	67	53	2nd/5	--	Bobby Dews
Lewiston	28	51	3rd/3	--	Jim Brideweser	
Gulf Coast	20	33	7th/7	--	Tom Burgess	
1972	Tulsa	78	62	2nd/4	--	Jack Krol
	Arkansas	65	74	3rd/4	--	Fred Koenig
	St. Petersburg	66	66	3rd/6	--	Roy Majtyka
	Modesto	76	63	2nd/8	2-0	Tom Burgess
	Cedar Rapids	51	77	4th/5	--	Gary Geiger
GCL Cardinals	27	32	5th/8	--	Bobby Dews	
GCL Redbirds	23	35	6th/8	--	Julio Gotay	
1973	Tulsa	68	67	1st/4	5-7	Jack Krol
	Arkansas	69	71	3rd/4	--	Tom Burgess
	St. Petersburg	84	62	1st/5	4-0	Roy Majtyka
	Modesto	60	80	8th/8	--	Bobby Dews
	Orangeburg	50	72	6th/6	--	Jimmy Piersall
GCL Cardinals	25	30	7th/9	--	Ken Boyer	
GCL Redbirds	29	27	4th/9	--	Lee Thomas	
1974	Tulsa	76	58	1st/4	4-3	Ken Boyer
	Arkansas	75	59	2nd/4	--	Jack Krol
	St. Petersburg	59	71	4th/4	--	Roy Majtyka
	Modesto	68	72	4th/8	--	Lee Thomas
Gulf Coast	27	21	5th/9	--	T. Burgess/B. Dews	
1975	Tulsa	73	63	2nd/4	--	Ken Boyer
	Arkansas	63	72	3rd/4	--	Roy Majtyka
	St. Petersburg	88	47	1st/4	5-3	Jack Krol
	Johnson City	41	27	1st/4	--	Tom Burgess
Gulf Coast	17	35	7th/7	--	Fred Koenig	
1976	Tulsa	65	70	3rd/4	--	Ken Boyer
	Arkansas	59	76	3rd/4	--	Jack Krol
	St. Petersburg	70	71	3rd/4	--	Hal Lanier
	Johnson City	50	20	1st/4	--	Buzzy Keller
	Gulf Coast	27	24	4th/7	--	Dave Ricketts
1977	New Orleans	57	79	4th/4	--	Lance Nichols
	Arkansas	63	67	2nd/4	4-0	B. Keller/T. Thompson
	St. Petersburg	83	56	2nd/5	3-4	Hub Kittle
	Gastonia	82	57	1st/6	3-1	Hal Lanier
	Johnson City	37	33	3rd/6	--	Dave Ricketts
Calgary	34	36	4th/6	--	Johnny Lewis	
1978	Springfield (IL)	70	66	3rd/4	--	Jimmy Williams
	Arkansas	76	56	1st/4	1-2	Tommy Thompson
	St. Petersburg	84	56	1st/5	0-1	Hal Lanier
	Gastonia	69	71	5th/6	--	Buzzy Keller
	Johnson City	37	33	2nd/6	--	Nick Leyva
Calgary	37	32	3rd/8	--	Johnny Lewis	
1979	Springfield (IL)	73	63	2nd/4	--	Hal Lanier
	Arkansas	76	57	1st/4	5-0	Tommy Thompson
	St. Petersburg	64	71	4th/5	--	Sonny Ruberto
	Gastonia	65	74	5th/6	--	Johnny Lewis
	Johnson City	25	43	5th/6	--	Nick Leyva



CARDINALS MINOR LEAGUE RECORDS (1979-94)

Year	Team	Won	Lost	Finish	Playoff	Manager
1980	Springfield (IL)	75	61	1st/4	4-1	Hal Lanier
	Arkansas	81	55	1st/4	5-0	Sonny Ruberto
	St. Petersburg	70	66	2nd/5	1-2	Tommy Thompson
	Gastonia	74	66	2nd/4	1-2	Nick Leyva
	Johnson City	29	40	6th/6	--	Johnny Lewis
1981	Springfield (IL)	66	70	2nd/4	2-3	Tommy Thompson
	Arkansas	52	80	4th/4	--	Gaylen Pitts
	St. Petersburg	69	63	2nd/5	--	Nick Leyva
	Gastonia	68	76	4th/5	--	Joe Rigoli
	Erie	44	30	2nd/4	--	Sonny Ruberto
1982	Johnson City	36	34	4th/6	--	Johnny Lewis
	Louisville	73	62	2nd/4	--	Joe Frazier
	Arkansas	68	68	3rd/4	--	G. Pitts/N. Leyva
	St. Petersburg	69	64	2nd/5	--	N. Leyva/J. Riggleman
	Springfield (IL)	83	53	1st/4	0-2	Dave Bialas
1983	Gastonia	54	89	5th/5	--	Lloyd Merritt
	Erie	35	38	4th/5	--	Joe Rigoli
	Johnson City	32	35	1st/4	--	Rich Hacker
	Louisville	78	57	1st/4	3-6	Jim Fergosi
	Arkansas	69	67	2nd/4	0-2	Nick Leyva
1984	St. Petersburg	71	64	2nd/5	--	Jim Riggleman
	Springfield (IL)	80	59	1st/4	3-3	Dave Bialas
	Macon	71	73	3rd/5	--	Lloyd Merritt
	Erie	37	38	3rd/6	--	Joe Rigoli
	Johnson City	30	42	6th/7	--	Rich Hacker
1985	Louisville	79	76	4th/8	8-3	Jim Fergosi
	Arkansas	62	74	3rd/4	--	Dave Bialas
	St. Petersburg	71	73	3rd/5	--	Jim Riggleman
	Springfield (IL)	70	69	1st/4	4-3	Joe Rigoli
	Savannah	78	61	2nd/5	1-2	Lloyd Merritt
1986	Erie	43	31	2nd/6	--	Rich Hacker
	Johnson City	29	40	4th/4	--	Chuck Hiller
	Louisville	64	78	4th/4	--	J. Fregosi/D. Bialas
	Arkansas	67	67	3rd/4	--	Jim Riggleman
	St. Petersburg	88	48	1st/4	5-2	Bialas/Jorgenson
1987	Springfield (IL)	87	53	1st/4	0-2	Gaylen Pitts
	Savannah	75	60	2nd/5	--	Mark DeJohn
	Erie	37	40	2nd/4	--	Joe Rigoli
	Johnson City	44	22	1st/4	1-2	Dan Radison
	Louisville	78	62	2nd/8	2-3	Mike Jorgenson
1988	Arkansas	72	63	2nd/4	--	Jim Riggleman
	St. Petersburg	85	57	1st/6	0-2	Dave Bialas
	Springfield (IL)	94	46	1st/4	3-4	Gaylen Pitts
	Savannah	69	69	4th/6	--	Mark DeJohn
	Erie	36	39	5th/6	--	Joe Rigoli
1989	Johnson City	42	27	1st/4	0-2	Dan Radison
	Louisville	71	74	4th/4	--	Mike Jorgenson
	Arkansas	79	56	1st/4	6-3	Gaylen Pitts
	St. Petersburg	75	64	2nd/5	5-3	Dave Bialas
	Springfield (IL)	73	62	3rd/7	2-3	Dan Radison
1990	Savannah	69	70	4th/6	--	Keith Champion
	Hamilton	32	44	4th/7	--	Joe Pettini
	Johnson City	38	32	2nd/5	--	Mark DeJohn
	Arizona	24	31	5th/6	--	Luis Melendez
	Louisville	74	72	3rd/4	--	Gaylen Pitts
1991	Arkansas	56	80	4th/4	--	Dave Bialas
	St. Petersburg	64	70	4th/5	--	Joe Pettini
	Springfield (IL)	63	76	5th/7	--	Keith Champion
	Savannah	73	68	3rd/6	2-3	Rick Colbert
	Hamilton	30	46	5th/6	--	Luis Melendez
1992	Johnson City	28	42	8th/10	--	Mark DeJohn
	Arizona	28	24	3rd/6	--	Larry Milbourne
	Louisville	51	92	4th/4	--	Mark DeJohn
	Arkansas	49	87	4th/4	--	Joe Pettini
	St. Petersburg	47	84	5th/5	--	Dave Bialas
1993	Springfield (IL)	58	79	7th/7	--	Mike Ramsey
	Savannah	61	77	6th/7	--	Larry Milbourne
	Hamilton	35	42	4th/6	--	Rick Colbert
	Johnson City	40	26	2nd/5	--	Chris Maloney
	Arizona	28	24	5th/7	--	Keith Champion
1994	Louisville	73	70	3rd/4	--	Jack Krol
	Arkansas	59	73	4th/4	--	Joe Pettini
	St. Petersburg	57	76	5th/6	--	Dave Bialas
	Springfield (IL)	84	56	2nd/7	--	Rick Colbert
	Savannah	62	78	5th/7	--	Mike Ramsey
1995	Hamilton	56	20	1st/6	0-1	Chris Maloney
	Johnson City	33	32	2nd/5	--	Steve Turco
	Arizona	28	28	6th/8	--	Joe Cunningham III
	Louisville	68	76	3rd/4	--	Jack Krol
	Arkansas	67	69	2nd/4	--	Joe Pettini
1996	St. Petersburg	75	58	3rd/6	--	Terry Kennedy
	Springfield (IL)	78	58	2nd/7	0-2	Mike Ramsey
	Savannah	94	48	1st/7	3-2	Chris Maloney
	Glens Falls	37	40	3rd/4	--	Steve Turco
	Johnson City	37	31	2nd/5	--	Joe Cunningham III
1997	Arizona	31	22	2nd/8	--	Roy Silver
	Louisville	74	68	4th/8	0-3	Joe Pettini
	Arkansas	68	67	3rd/4	--	Chris Maloney
	St. Petersburg	74	65	3rd/8	--	Mike Ramsey
	Madison	66	73	4th/7	--	Joe Cunningham III
1998	Savannah	82	55	2nd/7	5-0	Luis Melendez
	New Jersey	43	32	1st/4	4-1	Roy Silver
	Johnson City	42	26	1st/5	1-2	Steve Turco
	Arizona	34	22	1st/8	--	Scott Melvin

PLAYER DEVELOPMENT



CARDINALS MINOR LEAGUE RECORDS (1995-2010)

Year	Team	Won	Lost	Finish	Playoff	Manager
1995	Louisville	74	70	4th/8	6-2	Joe Pettini
	Arkansas	70	65	2nd/4	--	Mike Ramsey
	St. Petersburg	64	67	6th/8	--	Chris Maloney
	Peoria	62	72	4th/6	--	Roy Silver
	Savannah	56	83	6th/7	--	Scott Melvin
	New Jersey	35	41	3rd/4	--	Luis Melendez
	Johnson City	35	33	3rd/5	--	Steve Turco
1996	Louisville	60	84	4th/4	--	Joe Pettini
	Arkansas	67	73	4th/4	--	Rick Mahler
	St. Petersburg	75	63	4th/8	--	Chris Maloney
	Peoria	79	57	1st/5	1-2	Roy Silver
	New Jersey	28	47	5th/5	--	Scott Melvin
	Johnson City	42	26	2nd/4	--	Steve Turco
	1997	Louisville	58	85	4th/4	--
Arkansas		68	72	2nd/4	--	Rich Mahler
Prince William		69	70	2nd/4	--	Roy Silver
Peoria		70	69	3rd/5	--	Joe Cunningham III
New Jersey		35	39	3rd/5	--	Jeff Shireman
Johnson City		23	45	5th/5	--	Steve Turco
1998		Memphis	74	70	2nd/4	--
	Arkansas	80	60	1st/4	0-3	Chris Maloney
	Prince William	72	67	2nd/4	--	Joe Cunningham III
	Peoria	72	68	2nd/5	1-2	Jeff Shireman
	New Jersey	34	41	4th/5	--	Jose Oquendo
	Johnson City	25	42	5th/5	--	Steve Turco
	1999	Memphis	74	64	3rd/4	--
Arkansas		59	81	4th/4	--	Chris Maloney
Potomac		54	85	4th/4	--	Joe Cunningham III
Peoria		63	76	4th/5	--	Brian Rupp
New Jersey		30	46	8th/8	--	Jeff Shireman
Johnson City		30	39	5th/5	--	Steve Turco
2000		Memphis	83	61	1st/4	7-6
	Arkansas	68	71	2nd/4	--	Chris Maloney
	Potomac	62	76	4th/4	--	Joe Cunningham III
	Peoria	63	74	5th/8	--	Tom Lawless
	New Jersey	31	45	6th/7	--	Jeff Shireman
	Johnson City	24	44	5th/5	--	Luis Melendez
	2001	Memphis	62	81	4th/4	--
New Haven		47	95	6th/6	--	Danny Sheaffer
Potomac		66	74	3rd/4	--	Joe Cunningham III
Peoria		57	81	6th/8	--	Joe Hall
New Jersey		35	41	5th/7	--	Brian Rupp
Johnson City		31	35	4th/5	--	Chris Maloney
2002		Memphis	71	71	4th/4	--
	New Haven	74	65	2nd/6	0-3	Mark DeJohn
	Potomac	59	81	3rd/4	--	Joe Cunningham III
	Peoria	85	53	1st/8	7-1	Danny Sheaffer
	New Jersey	39	37	3rd/6	--	Tommy Shields
	Johnson City	29	38	4th/5	--	Brian Rupp
	2003	Memphis	64	79	4th/4	--
Tennessee		72	67	2nd/5	1-3	Mark DeJohn
Palm Beach		54	84	6th/6	--	Tom Nieto
Peoria		65	73	6th/8	--	Joe Cunningham III
New Jersey		31	42	5th/6	--	Tommy Shields
Johnson City		27	36	4th/5	--	Pop Warner

Year	Team	Won	Lost	Finish	Playoff	Manager
2004	Memphis	73	71	2nd/4	--	Danny Sheaffer
	Tennessee	69	71	3rd/5	3-1	Mark DeJohn
	Palm Beach	73	61	3rd/6	--	Tom Nieto
	Peoria	75	64	2nd/8	1-2	Joe Cunningham III
	New Jersey	41	34	2nd/6	--	Tommy Shields
	Johnson City	33	35	3rd/5	--	Tom Kidwell
	2005	Memphis	71	72	3rd/4	--
Springfield		70	70	3rd/4	--	Chris Maloney
Palm Beach		69	71	3rd/6	5-3	Pop Warner
Quad Cities		72	67	2nd/8	0-2	Joe Cunningham III
New Jersey		37	39	4th/6	--	Mark DeJohn
Johnson City		28	39	4th/5	--	Tom Kidwell
Dominican		36	35	4th/6	--	Neder Horta
2006	Memphis	58	86	3rd/4	--	Danny Sheaffer
	Springfield	66	72	3rd/4	--	Chris Maloney
	Palm Beach	75	60	1st/6	0-2	Pop Warner
	Quad Cities	76	61	2nd/8	1-2	Keith Mitchell
	State College	39	36	3rd/6	--	Mark DeJohn
	Johnson City	34	34	4th/5	--	Steve Turco
	Dominican	30	35	4th/5	--	Neder Horta
Venezuelan	24	46	9th/10	--	Wilmer Becerra	
2007	Memphis	56	88	4th/4	--	Chris Maloney
	Springfield	73	63	1st/4	4-3	Pop Warner
	Palm Beach	71	69	2nd/6	--	Gaylen Pitts
	Quad Cities	78	61	3rd/8	0-2	Keith Mitchell
	Batavia	31	43	5th/6	--	Mark DeJohn
	Johnson City	28	40	3rd/5	--	Joe Almaraz
	Gulf Coast	24	30	3rd/5	--	Enrique Brito
Dominican	30	35	4th/5	--	Maximo Alvarez	
Venezuelan	23	46	7th/9	--	Javier Meza	
2008	Memphis	75	67	2nd/4	--	Chris Maloney
	Springfield	76	64	1st/4	--	Pop Warner
	Palm Beach	75	62	2nd/6	1-2	Gaylen Pitts
	Quad Cities	68	66	6th/8	--	Steve Dillard
	Batavia	46	28	1st/6	4-1	Mark DeJohn
	Johnson City	36	30	2nd/5	--	Joe Almaraz
	Gulf Coast	17	38	5th/5	--	Enrique Brito
Dominican	27	39	4th/4	--	Nelson Norman	
Venezuelan	31	34	5th/8	--	Javier Meza	
2009	Memphis	77	67	1st/4	6-0	Chris Maloney
	Springfield	71	69	3rd/4	0-3	Pop Warner
	Palm Beach	61	77	5th/6	--	Tom Spencer
	Quad Cities	61	78	6th/8	--	Steve Dillard
	Batavia	37	39	4th/6	--	Mark DeJohn
	Johnson City	37	30	2nd/5	--	Mike Schildt
	Gulf Coast	25	31	3rd/5	--	Steve Turco
Dominican	46	27	2nd/4	--	Claudio Almonte	
Venezuelan	34	35	4th/7	--	Enrique Brito	
2010	Memphis	82	62	1st/4	3-3	Chris Maloney
	Springfield	76	64	2nd/4	2-3	Pop Warner
	Palm Beach	75	65	3rd/6	--	Luis Aguayo
	Quad Cities	83	55	1st/8	1-2	Johnny Rodriguez
	Batavia	45	29	1st/6	1-2	Dann Bilardello
	Johnson City	42	24	1st/5	4-0	Mike Schildt
	Gulf Coast	28	28	3rd/5	--	Steve Turco
Dominican	39	32	2nd/4	--	Claudio Almonte	
Venezuelan	22	45	6th/7	--	Milko Jaramillo	



CARDINALS MINOR LEAGUE RECORDS (2011-21)

Year	Team	Won	Lost	Finish	Playoff	Manager
2011	Memphis	77	66	2nd/4	--	Chris Maloney
	Springfield	62	78	4th/4	--	Pop Warner
	Palm Beach	68	70	3rd/6	--	Luis Aguayo
	Quad Cities	81	56	1st/8	7-0	Johnny Rodriguez
	Batavia	37	38	4th/6	--	Dann Bilardello
	Johnson City	45	23	1st/5	4-1	Mike Schildt
	Gulf Coast	31	24	2nd/5	--	Steve Turco
	Dominican	27	44	3rd/4	--	Fray Peniche
2012	Memphis	57	87	3rd/4	--	Pop Warner
	Springfield	77	61	1st/4	6-3	Mike Schildt
	Palm Beach	63	72	3rd/6	--	Johnny Rodriguez
	Quad Cities	68	71	7th/8	--	Luis Aguayo
	Batavia	44	32	2nd/6	--	Dann Bilardello
	Johnson City	39	28	2nd/5	1-2	Oliver Marmol
	Gulf Coast	34	24	3rd/4	0-1	Steve Turco
	Dominican	37	33	4th/8	--	Fray Peniche
2013	Memphis	69	75	2nd/4	--	Pop Warner
	Springfield	64	74	3rd/4	--	Mike Schildt
	Palm Beach	64	71	5th/6	--	Johnny Rodriguez
	Peoria	68	69	4th/8	--	Dann Bilardello
	State College	48	27	1st/6	1-2	Oliver Marmol
	Johnson City	36	31	4th/5	--	Joe Kruzel
	Gulf Coast	24	35	3rd/4	--	Steve Turco
	Dominican	35	36	5th/8	--	Fray Peniche
2014	Memphis	79	64	1st/4	1-3	Pop Warner
	Springfield	68	72	3rd/4	--	Mike Schildt
	Palm Beach	76	63	4th/6	--	Dann Bilardello
	Peoria	72	67	3rd/8	--	Joe Kruzel
	State College	48	28	1st/6	4-2	Oliver Marmol
	Johnson City	37	31	2nd/5	4-2	Johnny Rodriguez
	Gulf Coast	37	23	1st/4	0-1	Steve Turco
	Dominican	22	48	9th/10	--	Fray Peniche
2015	Memphis	73	71	2nd/4	--	Mike Schildt
	Springfield	64	76	3rd/4	--	Dann Bilardello
	Palm Beach	75	63	2nd/6	0-2	Oliver Marmol
	Peoria	75	63	4th/8	2-2	Joe Kruzel
	State College	41	35	3rd/6	--	Johnny Rodriguez
	Johnson City	27	38	5th/5	--	Chris Swauger
	Gulf Coast	34	25	1st/4	0-1	Steve Turco
	Dominican	34	38	3rd/6	--	Fray Peniche
2016	Memphis	65	77	4th/4	--	Mike Schildt
	Springfield	75	65	1st/4	1-3	Dann Bilardello
	Palm Beach	58	79	6th/6	--	Oliver Marmol
	Peoria	73	66	3rd/8	0-2	Joe Kruzel
	State College	50	26	1st/6	4-1	Johnny Rodriguez
	Johnson City	39	29	1st/5	4-1	Chris Swauger
	Gulf Coast	33	21	1st/5	3-1	Steve Turco
	Dominican	45	26	2nd/8	--	Fray Peniche
2017	Memphis	91	50	1st/4	6-5	Stubby Clapp
	Springfield	77	63	1st/4	--	Johnny Rodriguez
	Palm Beach	74	60	2nd/6	2-0	Dann Bilardello
	Peoria	69	70	4th/8	3-3	Chris Swauger
	State College	40	35	2nd/6	--	Joe Kruzel
	Johnson City	33	34	3rd/5	--	Roberto Espinoza
	Gulf Coast	26	29	4th/5	--	Steve Turco
	Dominican	30	40	6th/8	--	Fray Peniche

Year	Team	Won	Lost	Finish	Playoff	Manager	
2018	Memphis	83	57	1st/4	7-2	Stubby Clapp	
	Springfield	60	79	4th/4	--	Johnny Rodriguez	
	Palm Beach	75	58	1st/6	0-2	Dann Bilardello	
	Peoria	76	63	3rd/8	3-3	Chris Swauger	
	State College	36	40	4th/6	--	Joe Kruzel	
	Johnson City	31	37	4th/5	--	Roberto Espinoza	
	Gulf Coast	40	16	1st/5	2-2	Erick Almonte	
	Domin. Blue	51	21	1st/8	0-2	Fray Peniche	
2019	Domin. Red	40	31	2nd/8	--	John Matos	
	Memphis	69	71	2nd/4	--	Ben Johnson	
	Springfield	60	80	3rd/4	--	Joe Kruzel	
	Palm Beach	57	73	5th/6	--	Dann Bilardello	
	Peoria	54	85	8th/8	--	Erick Almonte	
	State College	39	36	3rd/6	--	José Leon	
	Johnson City	35	33	1st/5	4-2	Roberto Espinoza	
	Gulf Coast	20	34	5th/5	--	Josh Lopez	
2020	Domin. Blue	41	23	2nd/9	--	Fray Peniche	
	Domin. Red	32	39	6th/8	--	John Matos	
	NO MILB SEASON						
	2021	Memphis	61	67	5th/7	--	Ben Johnson
		Springfield	45	75	5th/5	--	José Leger
		Peoria	45	75	6th/6	--	Chris Swauger
		Palm Beach	37	80	4th/5	--	José Leon
		FCL	24	29	4th/5	--	Roberto Espinoza
Domin. Blue		21	38	7th/8	--	Fray Peniche	
Domin. Red		27	30	6th/8	--	Estuar Ruiz	

BOLD: League Champion



THE GEORGE KISSELL AWARD

Presented by the Cardinals to the person who exhibits excellence in player development. Beginning in 2008, winners were selected by a poll of Cardinals minor league field staff. Due to COVID-19, no award was given in 2020.



GEORGE KISSELL
1920 - 2008

Year	Winner	Position
2021	Dr. Robert Butler	Director of Performance
	Tim Leveque	Senior Minor League Pitching Coordinator
2019	Tony Ferreira	Manager, Player Development
2018	Gary LaRocque	Director, Player Development
2017	Stubby Clapp	Memphis Redbirds (AAA) Manager
2016	Steve Turco	Gulf Coast League Cardinals (R) Manager
2015	Randy Niemann	Palm Beach Cardinals (A) Pitching Coach
2014	Derrick May	Minor League Hitting Coordinator
2013	Oliver Marmol	State College Splikes (A) Manager
2012	Bryan Eversgerd	Springfield Cardinals (AA) Pitching Coach
2011	Steve Turco	Gulf Coast League Cardinals (R) Manager
2010	Mike Shildt	Johnson City Cardinals (A) Manager
2009	Chris Maloney	Memphis Redbirds (AAA) Manager
2008	Mark DeJohn	Batavia Muckdogs (A) Manager
2007	Dan Radison	Minor League Hitting Instructor
2006	Chris Maloney	Springfield Cardinals (AA) Manager
2005	Ron "Pop" Warner	Palm Beach Cardinals (A) Manager
2004	Blaise Ilsley	Tennessee Smokies (AA) Pitching Coach
2003	Mark DeJohn	Tennessee Smokies (AA) Manager
2002	Danny Sheaffer	Peoria Chiefs (A) Manager
2001	Dyar Miller	Memphis Redbirds (AAA) Pitching Coach
2000	Gaylen Pitts	Memphis Redbirds (AAA) Manager
1999	Mark Riggins	Minor League Pitching Coordinator
1998	Joe Pettini	Minor League Field Coordinator
1997	Mark O'Neal	Louisville Redbirds (AAA) Athletic Trainer
1996	Bo Milliken	Minor League Pitching Instructor
1995	George Kissell	Senior Field Coordinator

PLAYER DEVELOPMENT

BASEBALL AMERICA TOP 30 CARDINALS PROSPECTS*

RANK	POSITION	PLAYER	AGE	HIGHEST LEVEL
1	3B	Jordan Walker	19.9	High A-Peoria
2	INF	Nolan Gorman	21.9	AAA-Memphis
3	LHP	Matthew Liberatore	22.4	AAA-Memphis
4	RHP	Michael McGreevy	21.8	Low A-Palm Beach
5	C	Iván Herrera	21.8	AAA-Memphis
6	OF	Lars Nootbaar	24.6	MLB-St. Louis
7	OF	Joshua Báez	18.8	Rookie-FCL
8	SS/RHP	Masyn Winn	20.0	High A-Peoria
9	1B	Juan Yezpez	24.1	AAA-Memphis
10	OF	Alec Burleson	23.4	AAA-Memphis
11	RHP	Tink Hence	19.7	Rookie-FCL
12	LHP	Zack Thompson	24.4	AAA-Memphis
13	INF/OF	Brendan Donovan	25.2	AAA-Memphis
14	RHP	Austin Love	23.2	Low A-Palm Beach
15	RHP	Gordon Graceffo	20.1	Low A-Palm Beach
16	RHP	Andre Pallante	23.5	AAA-Memphis
17	3B	Malcom Nuñez	21.1	AA-Springfield
18	RHP	Edwin Nuñez	20.4	Low A-Palm Beach
19	RHP	Kodi Whitley	27.1	MLB-St. Louis
20	RHP	Angel Rondón	24.3	MLB-St. Louis
21	RHP	Dionys Rodríguez	21.6	Low A-Palm Beach
22	OF	Trejyn Fletcher	20.9	Rookie-FCL
23	RHP	Alec Willis	19.0	Rookie-FCL
24	RHP	Jake Walsh	26.7	AAA-Memphis
25	SS	Delvin Pérez	23.4	AA-Springfield
26	RHP	Zane Mills	21.8	Rookie-FCL
27	C	Julio Rodríguez	24.8	AA-Springfield
28	LHP	Connor Thomas	23.8	AAA-Memphis
29	RHP	José Dávila	19.4	Low A-Palm Beach
30	OF	Jhon Torres	22.0	High A-Peoria

ORGANIZATION BEST TOOLS

OFFENSE	
Best Hitter for Average	Juan Yezpez
Best Power Hitter	Jordan Walker
Best Strike-Zone Discipline	Lars Nootbaar
Fastest Baserunner	Masyn Winn
Best Athlete	Masyn Winn
PITCHING	
Best Fastball	Edwin Nuñez
Best Curveball	Michael McGreevy
Best Slider	Seth Elledge
Best Changeup	Matthew Liberatore
Best Control	Michael McGreevy
DEFENSE	
Best Defensive Catcher	Julio Rodríguez
Best Defensive Infielder	Delvin Pérez
Best Infield Arm	Masyn Winn
Best Defensive Outfielder ..	Trejyn Fletcher
Best Outfield Arm	Joshua Baez

*entering 2022



MINOR LEAGUE PLAYER OF THE YEAR

YEAR	NAME	TEAM(S)
1995	Mike Gulan, 3B	Louisville/Arkansas
1996	Dmitri Young, INF	Louisville
1997	Brent Butler, INF	Peoria
1998	Pablo Ozuna, INF	Peoria
1999	Adam Kennedy, INF	Memphis
2000	Albert Pujols, 3B	Peoria/Potomac
2001	Covelli Crisp, OF	Potomac
2002	John Gall, 1B	New Haven
2003	John Gall, 1B	Tennessee/Memphis
2004	Reid Gorecki, OF	Palm Beach/Tenn.
2005	Travis Hanson, 3B	Springfield
2006	Colby Rasmus, OF	Quad Cities/Palm Beach
2007	Colby Rasmus, OF	Springfield
2008	Daryl Jones, OF	Palm Beach/Springfield
2009	Allen Craig, OF	Memphis
2010	Matt Carpenter, 3B	Palm Beach/Springfield
2011	Matt Adams, 1B	Springfield
2012	Oscar Tavares, OF	Springfield
2013	Kolten Wong, 2B	Memphis
2014	Magneuris Sierra, OF	GCL Cardinals
2015	Stephen Piscotty, OF	Memphis
2016	Carson Kelly, C	Spfld./Mem./St. Louis
2017	Harrison Bader, OF	Memphis/St. Louis
2018	Tyler O'Neill, OF	Memphis/St. Louis
2019	Dylan Carlson, OF	Springfield/Memphis
2021*	Juan Yopez, 1B	Springfield/Memphis
	Jordan Walker, 3B	Palm Beach/Peoria

MINOR LEAGUE PITCHER OF THE YEAR

YEAR	NAME	TEAM(S)
1995	Mike Busby, RHP	Louisville/Arkansas
1996	Britt Reames, RHP	Peoria
1997	Cliff Politte, RHP	Prince Wm./Arkansas
1998	Rick Ankiel, LHP	Peoria/Prince Wm.
1999	Rick Ankiel, LHP	Arkansas/Memphis
2000	Bud Smith, LHP	Arkansas/Memphis
2001	Jimmy Journell, RHP	Potomac/New Haven
2002	Tyler Johnson, LHP	Peoria
2003	Dan Haren, RHP	Tennessee/Memphis
2004	Anthony Reyes, RHP	Palm Beach/Tenn.
2005	Mark Worrell, RHP	Palm Beach
2006	Blake Hawksworth, RHP	Palm Beach/Springfield
2007	P. J. Walters, RHP	QC/Palm Beach/Spfld.
2008	Jess Todd, RHP	PB/Spfd./Mem.
2009	Lance Lynn, RHP	PB/Spfd./Mem.
2010	Shelby Miller, RHP	Quad Cities
2011	Shelby Miller, RHP	Palm Beach/Springfield
2012	Seth Maness, RHP	Palm Beach/Springfield
2013	Zach Petrick, RHP	Peoria/PB/Spfd.
2014	Marco Gonzales, LHP	PB/Spfd./Mem./St. Louis
2015*	Austin Gomber, LHP	Peoria
	Alex Reyes, RHP	Palm Beach/GCL/Spfld.
2016	Luke Weaver, RHP	Spfd./Mem./St. Louis
2017	Jack Flaherty, RHP	Memphis/St. Louis
2018	Dakota Hudson, RHP	Memphis/St. Louis
2019	Angel Rondón, RHP	Palm Beach/Springfield
2021	Matthew Liberatore, LHP	Memphis

* Co-winners



2021 Cardinal Minor League Pitcher of the Year, Matthew Liberatore, with Cardinal Minor League Co-Players of the Year, Juan Yopez and Jordan Walker.



CARDINALS FIRST-ROUND PICKS IN AMATEUR DRAFT

JUNE DRAFT

Year	Player	Position	Order In Draft
1965	Joe DiFabio	RHP	20
1966	Leron Lee	INF/OF	7
1967	Ted Simmons	C/OF	10
1968	James Hairston	OF	19
1969	Charles Minnott	LHP	20
1970	Jim Browning	RHP/SS	11
1971	Ed Kurpiel	1B/OF	8
1972	Dan Larson	P	21
1973	Joe Edelen	3B	12
1974	Garry Templeton	SS	13
1975	David Johnson	P	16
1976	Leon Durham	1B	15
1977	Terry Kennedy	C	6
1978	Robert Hicks	1B	15
1979	Andy Van Slyke	OF	6
1980	Don Collins	RHP	15
1981	Bobby Meacham	SS	8
1982	Todd Worrell	RHP	21
1983	Jim Lindeman	3B	24
1984	Mike Dunne	RHP	7
1985	Joe Magrane	LHP	18
1986	Luis Alicea	2B	23
1987	Cris Carpenter	RHP	14
1988	John Ericks	RHP	22
	Brad DuVall	RHP	23
1989	Paul Coleman	OF	6
1990	Donovan Osborne	LHP	13
	Aaron Holbert	SS	18
1991	Dmitri Young	3B	4
	Allen Watson	LHP	21
	Brian Barber	RHP	22
1992	Sean Lowe	RHP	15
1993	Alan Benes	RHP	16
1994	Bret Wagner	LHP	19
1995	Matt Morris	RHP	12
1996	Braden Looper	RHP	3
1997	Adam Kennedy	SS	20
1998	J.D. Drew	OF	5
1999	Chance Cagle	RHP	30
2000	Shaun Boyd	OF	13
	Blake Williams	RHP	24
2001	Justin Pope	RHP	28
2002	No Selection	---	---
2003	Daric Barton	C	28
2004	Chris Lambert	RHP	19
2005	Colby Rasmus	OF	28
	Tyler Greene	SS	30

JUNE DRAFT (CONTINUED)

Year	Player	Position	Order In Draft
2006	Adam Ottavino	RHP	30
2007	Peter Kozma	SS	18
2008	Brett Wallace	3B	13
2009	Shelby Miller	RHP	19
2010	Zack Cox	3B	22
2011	Kolten Wong	2B	22
2012	Michael Wacha	RHP	19
	James Ramsey	CF	23
2013	Marco Gonzales	LHP	19
	Rob Kaminsky	LHP	28
2014	Luke Weaver	RHP	27
	Jack Flaherty	RHP	34
2015	Nick Plummer	OF	23
2016	Delvin Perez	SS	23
	Dylan Carlson	OF	33
	Dakota Hudson	RHP	34
2017	No Selection	---	---
2018	Nolan Gorman	3B	19
	Griffin Roberts	RHP	43
2019	Zack Thompson	LHP	19
2020	Jordan Walker	3B	21
2021	Michael McGreevy	RHP	18

JANUARY DRAFT

Year	Player	Position	Order In Draft
1966	Henry Urbanowica	1B	8
1967	Fred Grooms	RHP	9
1968	Mike Maselbas	RHP	20
1969	Al Hrabosky	LHP	19
1970	Don Reed	RHP	12
1971	Robert Gerdes	P	22
1972	Randal Rasmussen	SS	6
1973	Larry Storti	2B	11
1974	John Urrea	RHP	14
1975	Terry Gray	P	15
1976	Fulvio Bertolotti	C	16
1977	Curtis Reade	RHP	5
1978	Mike Gentry	RHP	16
1979	Bob Ferris	1B	5
1980	Ken Spears	OF	16
1981	Brad Luther	SS	7
1982	Tom Mauch	OF	22
1983	Jeff Perry	RHP	23
1984	Jeff Blauser	SS	8
1985	Chris Lee	RHP	17
1986	Charles Barrs	SS	24

Note: The January draft was discontinued in 1987.

CARDINALS 2021 DRAFT PICKS

Rd.	Player	Pos.	Pick	Rd.	Player	Pos.	Order	Rd.	Player	Pos.	Order
1.	Michael McGreevy	RHP	18	7.	Alec Willis	RHP	211	14.	Andre Granillo	RHP	421
2.	Joshua Báez	OF	54	8.	Mike Antico	OF	241	15.	Alex Cornwell	LHP	451
CBB.	Ryan Holgate	OF	70	9.	Trent Baker	RHP	271	16.	Aaron McKeithan	C	481
3.	Austin Love	RHP	90	10.	Osvaldo Tovalin	3B	301	17.	Elijah Cabell	OF	511
4.	Zane Mills	RHP	120	11.	Mack Chambers	SS	331	18.	Andrew Marrero	RHP	541
5.	Gordon Graceffo	RHP	150	12.	Chris Gerard	LHP	361	19.	Thomas Francisco	1B	571
6.	Alfredo Ruíz	LHP	181	13.	Hayes Heinecke	LHP	391	20.	Xavier Casserilla	3B	601

Bold = Players signed



2022 MINOR LEAGUE PLAYERS

ANTICO, Mike

OF

Height - 5'10 **Bats** - L **Born** - 2/16/1998 at Colts Neck, NJ
Weight - 205 **Throws** - R **Resides** - Colts Neck, NJ

SCHOOL - University of Texas

HOW OBTAINED - Cardinals 8th round selection (241st overall) in the July 2021 First-Year Player Draft

CAREER NOTES - 2021: Ranked among Cardinals minor league leaders in slugging pct. (.490, 6th), OPS (.829, 9th), triples (3, T-9th). **COLLEGE:** Batted .316 with four RBI and hit safely in all five College World Series games in 2021 for the University of Texas...led all NCAA Division I batters in 2021 with 63 walks, ranked second with 41 stolen bases and T8th with 69 runs scored...named First Team All-Big East in 2019 while at St. John's University, leading the Red Storm with a .386 batting average, before he transferred to Texas for the 2021 season.

MISC: Grandfather was drafted by the Minnesota Twins in the 1960s.

YR	CLUB	LG	AVG	G	AB	R	H	2B	3B	HR	RBI	SH	SF	HP	BB	SO	SB	CS	OBP	SLG	E
21	Palm Beach	LoA-SE	.266	39	141	21	38	8	*3	6	19	0	0	3	13	33	8	1	.340	.490	1

ARIAS, Benjamin

RHP

Height - 6'5 **Bats** - R **Born** - 11/05/2001 at San Cristobal, Dominican Republic
Weight - 195 **Throws** - R **Resides** - San Cristobal, Dominican Republic

HOW OBTAINED - Signed by the Cardinals as an International free agent, 1/26/2019

CAREER NOTES - 2021: Ranked among Cardinals minor league pitchers in ERA (1.94, 4th) and WHIP (1.04, 4th).

YR	CLUB	LG	W-L	ERA	G	GS	CG	SHO	SV	IP	H	R	ER	HR	HB	BB	SO	WP	BK	
19	DSL Cardinals Blue	DSL	1-1	8.02	16	0	0	0	0	21.1	34	26	19	1	4	16	19	13	0	
	DSL Cardinals Red	DSL	0-1	10.80	2	0	0	0	0	3.1	4	4	4	0	1	3	3	0	0	
20	DID NOT PITCH -- NO MiLB SEASON																			
21	DSL Cardinals Blue	DSL	*3-3	1.94	12	*12	0	0	0	*51.0	39	18	11	2	2	14	*61	11	0	
Minor League Totals			4-5	4.04	30	12	0	0	0	75.2	77	48	34	3	7	33	83	24	0	

AVENDANO, Christian

OF

Height - 6'0 **Bats** - R **Born** - 9/4/2003 at Maracay, Venezuela
Weight - 168 **Throws** - R **Resides** - Maracay, Venezuela

HOW OBTAINED - Signed by the Cardinals as an International free agent on 1/15/2021

YR	CLUB	LG	AVG	G	AB	R	H	2B	3B	HR	RBI	SH	SF	HP	BB	SO	SB	CS	OBP	SLG	E
21	DSL Cardinals Blue	DSL	.231	24	78	7	18	3	0	0	8	0	1	7	3	11	1	1	.315	.269	1

BÁEZ, Joshua

OF

Height - 6'4 **Bats** - R **Born** - 6/28/2003 at Boston, MA
Weight - 220 **Throws** - R **Resides** - Dorchester Center, MA

SCHOOL - Dexter School (MA)

HOW OBTAINED - Cardinals 2nd round selection (54th overall) in the July 2021 First-Year Player Draft

CAREER NOTES - 2022: Rated as the No. 7 prospect in the Cardinals organization and having the "Best Outfield Arm" in the Cardinals organization entering the season by Baseball America's "Best Tools" survey. **PREP:** Named Massachusetts Gatorade Player of the Year in 2020 and 2021...batted .378 with 3 HR and 13 RBI as a senior in 2021, as well as pitching 18.0 innings with a fastball that reached 98 miles per hour and led to a 1.94 ERA and 44 strikeouts.

MISC: Born in Boston, Mass., before moving to the Dominican Republic as an infant...returned to Boston when he was 11 years old.

YR	CLUB	LG	AVG	G	AB	R	H	2B	3B	HR	RBI	SH	SF	HP	BB	SO	SB	CS	OBP	SLG	E
21	FCL Cardinals	FCL	.158	23	76	18	12	3	1	2	8	0	*2	3	14	28	5	0	.305	.303	1

* Led Team

+ Led League



BAKER, Trent

RHP

Height - 6'4 Bats - R Born - 12/28/1998 at Austin TX
 Weight - 240 Throws - R Resides - Georgetown, TX

SCHOOL - Angelo State University (TX)

HOW OBTAINED - Cardinals 9th round selection (271st overall) in the July 2021 First-Year Player Draft

CAREER NOTES - COLLEGE: Led Angelo State University to the Division II College World Series in 2021, going 13-1 with a 2.11 ERA and 121 strikeouts in 106.2 innings...finished 2021 named as the Lone Star Conference Pitcher of the Year, LSC Preseason Pitcher of the Year, LSC First Team All-Conference and the South Central Pitcher of the Year...named LSC All-Conference and First Team All-Region in 2019 as a sophomore.

MISC: Pitched for the Round Rock Hairy Men of the Texas Collegiate League during the summer in 2020 and pitched the first 5.0 innings of a combined no-hitter July 16 against the Acadiana Cane Cutters.

YR	CLUB	LG	W-L	ERA	G	GS	CG	SHO	SV	IP	H	R	ER	HR	HB	BB	SO	WP	BK
21	FCL Cardinals	FCL	0-0	5.87	8	0	0	0	0	7.2	9	5	5	2	0	2	10	1	0

BALDOQUÍN, Roberto

SS

Height - 6'0 Bats - R Born - 5/14/1994 at Las Tunas, Cuba
 Weight - 198 Throws - R Resides - Miami, FL

HOW OBTAINED - Signed by the Cardinals as a minor league free agent on 11/29/2021

CAREER NOTES - 2021: Atlantic League End-of-Season All-Star and All-Defensive Team (both as SS). 2017: Midwest League Mid-Season All-Star. 2016: Non-roster invitee to Angels Major League Spring Training...entered the season rated as the No. 12 prospect in the Angels organization by *Baseball America*.

MISC: Signed by the Los Angeles Angels as an International free agent on 12/19/2014.

YR	CLUB	LG	AVG	G	AB	R	H	2B	3B	HR	RBI	SH	SF	HP	BB	SO	SB	CS	OBP	SLG	E
15	Inland Empire	Calif.	.235	77	289	23	68	12	1	1	27	4	3	4	9	70	4	5	.266	.294	12
16	Inland Empire	Calif.	.198	64	227	19	45	6	1	0	15	3	1	3	21	62	3	3	.274	.233	5
17	Burlington	Midwest	.253	52	178	19	45	8	1	4	12	4	0	2	12	42	6	4	.307	.376	9
18	Inland Empire	Calif.	.293	31	116	10	34	2	6	1	13	2	1	2	10	28	2	2	.357	.440	2
19	Mobile	Southern	.269	51	193	16	52	7	2	1	27	0	3	3	13	46	3	3	.321	.342	10
19	Mobile	Southern	.232	80	272	25	63	11	1	2	23	0	3	6	18	70	2	2	.291	.301	10
20	DID NOT PLAY -- NO MiLB SEASON																				
21	Lexington	Atlantic	*.355	110	403	90	*143	*30	*4	14	75	0	2	*19	49	56	13	4	*.446	.553	9
Independent League Totals			.355	110	403	90	143	30	4	14	75	0	2	19	49	56	13	4	.446	.553	9
Minor League Totals			.241	355	1275	112	307	46	12	9	117	13	11	20	83	318	20	19	.295	.317	48

BATISTA, Arfeni

SS

Height - 6'0 Bats - R Born - 9/4/2004 at Santo Domingo, Dominican Republic
 Weight - 161 Throws - R Resides - Santo Domingo, Dominican Republic

HOW OBTAINED - Signed by the Cardinals as an International free agent on 1/15/2022

YR	CLUB	LG	AVG	G	AB	R	H	2B	3B	HR	RBI	SH	SF	HP	BB	SO	SB	CS	OBP	SLG	E
2022 WILL BE HIS FIRST PROFESSIONAL SEASON																					

BAUTISTA, Roberto

RHP

Height - 6'3 Bats - R Born - 11/23/2002 at Santo Domingo, Dominican Republic
 Weight - 168 Throws - R Resides - Santo Domingo, Dominican Republic

HOW OBTAINED - Signed by the Cardinals as an International free agent on 1/7/2020

YR	CLUB	LG	W-L	ERA	G	GS	CG	SHO	SV	IP	H	R	ER	HR	HB	BB	SO	WP	BK
21	DSL Cardinals Red	DSL	0-2	10.13	6	2	0	0	0	5.1	7	8	6	0	1	5	3	3	0

* Led Team + Led League



BEDELL, Ian

Height - 6'2 Bats - R Born - 9/5/1999 at Davenport, IA
 Weight - 205 Throws - R Resides - Davenport, IA

RHP

SCHOOL - University of Missouri

HOW OBTAINED - Cardinals 4th round selection (122nd overall) in the June 2020 First-Year Player Draft

CAREER NOTES - 2021: Underwent Tommy John surgery in May... entered the season rated as the No. 23 prospect in the Cardinals organization by *Baseball America*. COLLEGE: Pitched for the Wareham Gateman in the 2019 Cape Cod League and was 4-0 with an 0.58 ERA over six starts pitching 30.1 innings with 36 strikeouts...was the starting pitcher for the West All-Star Team...named 3rd team All-American for D1Baseball.com and Perfect Game/Rawlings.

YR	CLUB	LG	W-L	ERA	G	GS	CG	SHO	SV	IP	H	R	ER	HR	HB	BB	SO	WP	BK
20	DID NOT PITCH -- NO MiLB SEASON																		
21	Peoria	HiA-C	0-1	10.13	2	1	0	0	0	2.2	7	4	3	0	1	2	4	0	0

BELLER, John

Height - 5'11 Bats - L Born - 3/6/1999 at Los Angeles, CA
 Weight - 185 Throws - L Resides - Los Angeles, CA

LHP

SCHOOL: University of Southern California

HOW OBTAINED - Signed by the Cardinals as a non-drafted minor league free agent on 7/28/2020

CAREER NOTES - 2021: Low-A Southeast Pitcher of the Week (May 10-16)..started a team-high 19 games for Palm Beach...struck out a career-high 12 batters over 6.2 scoreless innings in his second professional start on 5/13 at Jupiter.

YR	CLUB	LG	W-L	ERA	G	GS	CG	SHO	SV	IP	H	R	ER	HR	HB	BB	SO	WP	BK
20	DID NOT PITCH -- NO MiLB SEASON																		
21	Palm Beach	LoA-SE	0-7	4.59	21	*19	0	0	1	80.1	78	54	41	6	3	44	98	10	0

BELTRE, Alexander

Height - 6'1 Bats - R Born - 11/05/2002 at Sur, Dominican Republic
 Weight - 169 Throws - L Resides - Sur, Dominican Republic

LHP

HOW OBTAINED - Signed by the Cardinals as an International free agent on 7/2/2019

YR	CLUB	LG	W-L	ERA	G	GS	CG	SHO	SV	IP	H	R	ER	HR	HB	BB	SO	WP	BK
20	DID NOT PITCH -- NO MiLB SEASON																		
21	DSL Cardinals Blue	DSL	*3-3	7.85	+24	2	0	0	0	39.0	46	*42	*34	*6	1	28	44	12	0

BERNAL, Leonardo

Height - 6'0 Bats - S Born - 2/13/2004 at Panama City, Panama
 Weight - 200 Throws - R Resides - Panama City, Panama

C

HOW OBTAINED - Signed by the Cardinals as an International free agent on 1/15/2021

CAREER NOTES - MISC: Helped lead Panama to the 2018 Under-15 World Cup Silver Medal.

YR	CLUB	LG	AVG	G	AB	R	H	2B	3B	HR	RBI	SH	SF	HP	BB	SO	SB	CS	OBP	SLG	E
21	DSL Cardinals Blue	DSL	.209	44	158	23	33	*9	1	5	*29	17	0	0	17	28	3	1	.298	.373	6

BLACK, Grant

Height - 6'5 Bats - R Born - 7/21/1994 at Newport, AR
 Weight - 230 Throws - R Resides - Newport, AR

RHP

SCHOOL - University of Arkansas at Monticello

HOW OBTAINED - Signed by the Cardinals as a minor league free agent on 2/1/2020

CAREER NOTES - 2019: Ranked 8th in the Frontier League with nine saves.

YR	CLUB	LG	W-L	ERA	G	GS	CG	SHO	SV	IP	H	R	ER	HR	HB	BB	SO	WP	BK
18	Gateway	Frontier	1-4	4.38	35	0	0	0	7	49.1	49	30	24	7	2	21	63	5	0
19	Gateway	Frontier	1-6	2.41	51	0	0	0	9	52.1	36	21	14	3	1	16	65	4	0
	New Britain	Atlantic	1-1	4.63	12	0	0	0	1	11.2	16	7	6	1	1	4	13	0	0
20	DID NOT PITCH -- NO MiLB SEASON																		
21	Springfield	AA-C	1-3	5.70	16	4	0	0	1	36.1	39	26	23	3	3	26	39	8	0
	Memphis	AAA-E	0-0	3.91	14	2	0	0	1	23.0	22	10	10	2	2	9	23	1	0
Independent League Totals			3-11	3.49	98	0	0	0	17	113.1	101	58	44	11	4	41	141	9	0
Minor League Totals			1-3	5.01	30	6	0	0	2	59.1	61	36	33	5	5	35	62	9	0

* Led Team

+ Led League

MINOR LEAGUE PLAYERS



BOLIVAR, Javier

INF

Height - 6'2 Bats - R Born - 12/19/2002 at Anzoategui, Venezuela
 Weight - 170 Throws - R Resides - Anzoategui, Venezuela

HOW OBTAINED - Signed by the Cardinals as an International free agent on 7/2/2019

YR	CLUB	LG	AVG	G	AB	R	H	2B	3B	HR	RBI	SH	SF	HP	BB	SO	SB	CS	OBP	SLG	E
20	DID NOT PLAY -- NO MiLB SEASON																				
21	DSL Cardinals Blue	DSL	.200	20	60	5	12	0	1	0	2	0	0	2	13	18	1	0	.360	.233	7

BRETTELL, Mike

RHP

Height - 6'4 Bats - R Born - 7/13/1997 at Fonthill, Ontario, Canada
 Weight - 213 Throws - R Resides - Fonthill, Ontario, Canada

SCHOOL - Central Michigan University

HOW OBTAINED - Cardinals 15th round selection (493rd overall) in the June 2018 First-Year Player Draft

YR	CLUB	LG	W-L	ERA	G	GS	CG	SHO	SV	IP	H	R	ER	HR	HB	BB	SO	WP	BK		
18	Johnson City	Apy	1-3	8.78	17	4	0	0	1	27.2	44	28	27	4	4	9	29	7	0		
19	Peoria	Midwest5-10		5.76	26	*21	0	0	0	*120.1	*151	*89	*77	*13	3	47	79	9	0		
20	DID NOT PITCH -- NO MiLB SEASON																				
21	Peoria	HiA-C	1-0	2.84	4	0	0	0	0	12.2	13	5	4	0	0	5	13	2	0		
	Springfield	AA-C	1-5	7.97	23	6	0	0	0	70.0	96	65	62	15	7	27	57	*14	0		
Minor League Totals			8-18	6.63	70	31	0	0	1	230.2	304	187	170	32	14	88	178	32	0		

BUCHBERGER, Jacob

INF

Height - 6'2 Bats - R Born - 10/1/1997 at Muskegon, MI
 Weight - 225 Throws - R Resides - Montague, MI

SCHOOL: Davenport University (MI)

HOW OBTAINED - Signed by the Cardinals as a non-drafted minor league free agent on 6/16/2020

PRONUNCIATION: BUSH-ber-gher

YR	CLUB	LG	AVG	G	AB	R	H	2B	3B	HR	RBI	SH	SF	HP	BB	SO	SB	CS	OBP	SLG	E
20	DID NOT PLAY -- NO MiLB SEASON																				
21	Palm Beach	LoA-SE	.308	72	266	36	*82	14	*3	3	34	0	2	4	34	57	5	2	.392	.417	11
	Peoria	HiA-C	.163	21	80	7	13	5	2	0	5	0	0	0	5	22	2	0	.212	.275	2
Minor League Totals			.275	93	346	43	95	19	5	3	39	0	2	4	39	79	7	2	.353	.384	13

BURNS, Jake

C

Height - 6'0 Bats - L Born - 02/17/2003 at Sydney, Australia
 Weight - 199 Throws - R Resides - Sylvania Waters, Australia

HOW OBTAINED - Signed by the Cardinals as an International free agent on 9/25/2019

CAREER NOTES - MISC: Played for Australia in the 2015 Little League World Series. Hit two home runs in the tournament, against Venezuela and the Dominican Republic. Pitched 4.1 innings of one-hit ball with 10 strikeouts vs. the Dominican Republic in a 3-0 win.

YR	CLUB	LG	AVG	G	AB	R	H	2B	3B	HR	RBI	SH	SF	HP	BB	SO	SB	CS	OBP	SLG	E
20	DID NOT PLAY -- NO MiLB SEASON																				
21	FCL Cardinals	FCL	.205	35	112	14	23	5	0	2	13	0	*2	1	18	36	2	1	.316	.304	5

* Led Team + Led League

**CABELL, Elijah**

OF

Height - 6'2 Bats - R Born - 6/30/1999 at Altamonte Springs, FL

Weight - 215 Throws - R Resides - Winter Park, FL

SCHOOL - Florida State University

HOW OBTAINED - Cardinals 17th round selection (511th overall) in the July 2021 First-Year Player Draft

CAREER NOTES - COLLEGE: Hit 15 home runs with a .264 batting average and 40 RBI in 50 games for Florida State in 2021 and became the first Seminoles player to hit a home run in four consecutive games since 2015...hit a 489-foot home run Feb. 28, 2021 against Pittsburgh...led the Seminoles with 7 home runs, 28 RBI and 18 runs scored through 17 games in 2020 and his RBI total ranked fourth in NCAA Division I baseball...led all NCAA Division I batters with 15 hit by pitches in 2020...played in 58 games as a true freshman in 2019 with a .404 on-base percentage for a team that appeared in the College World Series.

PREP: Named First Team All-Florida and Rawlings/Perfect Game All-American in 2018.

MISC: Originally selected by the Milwaukee Brewers in the 14th round of the 2018 MLB Draft, but did not sign.

YR	CLUB	LG	AVG	G	AB	R	H	2B	3B	HR	RBI	SH	SF	HP	BB	SO	SB	CS	OBP	SLG	E
21	Palm Beach	LoA-SE	.246	19	61	6	15	2	1	3	8	0	0	3	7	29	0	0	.352	.459	2

CABRERA, Romtres

OF

Height - 6'0 Bats - R Born - 9/13/2003 at San Pedro de Macoris, Dominican Republic

Weight - 182 Throws - R Resides - San Pedro de Macoris, Dominican Republic

HOW OBTAINED - Signed by the Cardinals as an International free agent on 1/15/2021

CAREER NOTES - 2021: Ranked among Cardinals minor league leaders in on-base pct. (.384, 10th), OPS (.828, 10th), triples (5, T-2nd) and stolen bases (11, T-9th).

YR	CLUB	LG	AVG	G	AB	R	H	2B	3B	HR	RBI	SH	SF	HP	BB	SO	SB	CS	OBP	SLG	E
21	DSL Cardinals Red	DSL	.244	*52	*160	*37	39	7	*5	5	*30	0	1	*11	26	*70	11	*8	.384	.444	3

CALDERON, Augusto

RHP

Height - 6'0 Bats - R Born - 10/6/2000 at San Pedro de Macoris, Dominican Republic

Weight - 203 Throws - R Resides - San Pedro de Macoris, Dominican Republic

HOW OBTAINED - Signed by the Cardinals as an International free agent on 4/25/2018

CAREER NOTES - 2021: Led all DSL Cardinals pitchers with 5 saves...ranked among Cardinals minor league pitchers in ERA (2.25, 5th), WHIP (0.96, 2nd) and opp. average (.165, 2nd).

YR	CLUB	LG	W-L	ERA	G	GS	CG	SHO	SV	IP	H	R	ER	HR	HB	BB	SO	WP	BK	
18	DSL Cardinals Red	DSL	1-0	10.66	11	0	0	0	0	12.2	14	20	15	2	*9	14	5	6	0	
19	DSL Cardinals Red	DSL	4-4	5.54	18	0	0	0	1	26.0	24	21	16	1	6	19	34	12	1	
20	DID NOT PITCH -- NO MiLB SEASON																			
21	DSL Cardinals Red	DSL	3-1	2.25	*20	0	0	0	*5	28.0	16	9	7	2	1	11	34	2	0	
Minor League Totals			8-5	5.13	49	0	0	0	6	66.2	54	50	38	5	16	44	73	20	1	

CARMONA, Carlos

OF

Height - 6'2 Bats - R Born - 7/1/2004 at Petare, Venezuela

Weight - 190 Throws - R Resides - Petare, Venezuela

HOW OBTAINED - Signed by the Cardinals as an International free agent on 1/15/2021

YR	CLUB	LG	AVG	G	AB	R	H	2B	3B	HR	RBI	SH	SF	HP	BB	SO	SB	CS	OBP	SLG	E
21	DSL Cardinals Red	DSL	.210	37	124	20	26	7	1	0	11	0	*2	5	13	39	6	2	.306	.282	1

CERVANTES, Alejandro

RHP

Height - 6'2 Bats - R Born - 5/15/2001 at Tijuana, Mexico

Weight - 189 Throws - R Resides - Tijuana, Mexico

HOW OBTAINED - Signed by the Cardinals as an International free agent on 7/2/2019

YR	CLUB	LG	W-L	ERA	G	GS	CG	SHO	SV	IP	H	R	ER	HR	HB	BB	SO	WP	BK	
20	DID NOT PITCH -- NO MiLB SEASON																			
21	DSL Cardinals Blue	DSL	*3-3	4.50	20	0	0	0	*3	32.0	30	19	16	1	5	13	33	7	0	

* Led Team

+ Led League



CHAMBERLAIN, Matt

OF

Height - 6'0 Bats - L Born - 10/31/1998 at Providence, RI
 Weight - 200 Throws - R Resides - West Haven, CT

SCHOOL: University of New Haven (CT)

HOW OBTAINED - Signed by the Cardinals as a non-drafted minor league free agent on 6/16/2020

YR	CLUB	LG	AVG	G	AB	R	H	2B	3B	HR	RBI	SH	SF	HP	BB	SO	SB	CS	OBP	SLG	E
20	DID NOT PLAY -- NO MiLB SEASON																				
21	Peoria	HIA-C	.207	83	256	34	53	6	1	7	28	*1	*2	5	*43	106	8	*7	.330	.320	0

CHAMBERS, Mack

SS

Height - 6'0 Bats - S Born - 8/10/1999 at Tahlequah, OK
 Weight - 180 Throws - R Resides - Shawnee, OK

SCHOOL - University of New Mexico

HOW OBTAINED - Cardinals 11th round selection (331st overall) in the July 2021 First-Year Player Draft

CAREER NOTES - COLLEGE: Batted .371 with 16 doubles, 7 HR, 31 RBI and a 1.068 OPS with 16 walks and 12 strikeouts in 41 games for the University of New Mexico in 2021...batted .422 in 76 games across two season at Seminole State Community College (Okla.) from 2018-20 before he transferred to New Mexico.

MISC: Chambers' father, Mack Chambers II, was selected by the Cleveland Indians in the 42nd round of the 1992 MLB Draft and coached his son at Seminole State Community College...originally selected by the Chicago Cubs in the 11th round of the 2019 MLB Draft, but did not sign.

YR	CLUB	LG	AVG	G	AB	R	H	2B	3B	HR	RBI	SH	SF	HP	BB	SO	SB	CS	OBP	SLG	E
21	Palm Beach	LoA-SE	.203	34	118	15	24	5	1	0	11	0	2	1	15	26	1	2	.294	.263	13

CHIRINOS, Junior

RHP

Height - 6'3 Bats - R Born - 11/18/2004 at Ciudad Ojeda, Venezuela
 Weight - 190 Throws - R Resides - Merida, Venezuela

HOW OBTAINED - Signed by the Cardinals as an International free agent on 1/15/2022

YR	CLUB	LG	W-L	ERA	G	GS	CG	SHO	SV	IP	H	R	ER	HR	HB	BB	SO	WP	BK
2022 WILL BE HIS FIRST PROFESSIONAL SEASON																			

CHO, Won-Bin

OF

Height - 6'2 Bats - L Born - 8/20/2003 at Seongnam, South Korea
 Weight - 200 Throws - L Resides - Seoul, South Korea

HOW OBTAINED - Signed by the Cardinals as an International free agent on 1/15/2022

YR	CLUB	LG	AVG	G	AB	R	H	2B	3B	HR	RBI	SH	SF	HP	BB	SO	SB	CS	OBP	SLG	E
2022 WILL BE HIS FIRST PROFESSIONAL SEASON																					

CLEMENTE, Randel

RHP

Height - 6'3 Bats - R Born - 1/17/2001 at Sabana Grande de Palenque, Dominican Republic
 Weight - 173 Throws - R Resides - Sabana Grande de Palenque, Dominican Republic

HOW OBTAINED - Signed by the Cardinals as an International free agent on 2/27/2020

YR	CLUB	LG	W-L	ERA	G	GS	CG	SHO	SV	IP	H	R	ER	HR	HB	BB	SO	WP	BK		
20	DID NOT PITCH -- NO MiLB SEASON																				
21	DSL Cardinals Blue	DSL	1-5	4.86	17	5	0	0	0	33.1	30	34	18	3	*9	*29	35	*14	1		

CONTRERAS, Esteban

RHP

Height - 6'1 Bats - R Born - 4/16/2003 at San Pedro de Macoris, Dominican Republic
 Weight - 187 Throws - R Resides - San Pedro de Macoris, Dominican Republic

HOW OBTAINED - Signed by the Cardinals as an International free agent on 1/15/2021

YR	CLUB	LG	W-L	ERA	G	GS	CG	SHO	SV	IP	H	R	ER	HR	HB	BB	SO	WP	BK
21	DSL Cardinals Blue	DSL	1-1	6.57	10	0	0	0	*3	12.1	12	9	9	1	8	9	17	4	1

* Led Team + Led League

**CONTRERAS, Nelfri**

Height - 6'0 **Bats** - S **Born** - 12/25/1998 at Loma de Cabrera, Dominican Republic
Weight - 177 **Throws** - L **Resides** - Loma de Cabrera, Dominican Republic

HOW OBTAINED - Acquired during the Triple-A Phase of the Rule 5 Draft from the Los Angeles Dodgers on 12/8/2021

CAREER NOTES - MISC: Signed by the Los Angeles Dodgers as an International free agent on 6/2/2017

YR	CLUB	LG	W-L	ERA	G	GS	CG	SHO	SV	IP	H	R	ER	HR	HB	BB	SO	WP	BK
17	DSL Dodgers2	DSL	5-2	3.83	14	3	0	0	1	40.0	25	22	17	1	5	26	36	7	2
18	AZL Dodgers	AZL	0-1	4.50	17	0	0	0	3	22.0	24	16	11	1	0	14	15	4	0
19	Ogden	Pioneer	1-1	5.04	21	1	0	0	0	30.1	42	30	17	1	2	12	34	7	3
20	DID NOT PITCH -- NO MiLB SEASON																		
21	Rancho Cucamonga	LoA-W	3-1	3.80	31	0	0	0	2	47.1	50	32	20	7	2	25	47	9	0
Minor League Totals			9-5	4.19	83	4	0	0	6	139.2	141	100	65	10	9	77	132	27	5

LHP

CORDERO, Hemerson

Height - 6'0 **Bats** - L **Born** - 5/10/2002 at Barquisimeto, Venezuela
Weight - 150 **Throws** - L **Resides** - Barquisimeto, Venezuela

HOW OBTAINED - Signed by the Cardinals as an International free agent on 5/9/2019

YR	CLUB	LG	W-L	ERA	G	GS	CG	SHO	SV	IP	H	R	ER	HR	HB	BB	SO	WP	BK
19	DSL Cardinals	DSL	2-1	5.12	18	0	0	0	0	31.2	34	22	18	*5	2	20	26	3	0
20	DID NOT PITCH -- NO MiLB SEASON																		
21	DID NOT PITCH -- INJURY																		

LHP

CORDOBA, Jose

Height - 5'11 **Bats** - R **Born** - 01/03/2003 at Puerto La Cruz, Venezuela
Weight - 165 **Throws** - R **Resides** - Puerto La Cruz, Venezuela

HOW OBTAINED - Signed by the Cardinals as an International free agent on 7/2/2019

YR	CLUB	LG	AVG	G	AB	R	H	2B	3B	HR	RBI	SH	SF	HP	BB	SO	SB	CS	OBP	SLG	E
20	DID NOT PLAY -- NO MiLB SEASON																				
21	DSL Cardinals Blue	DSL	.225	43	142	24	32	3	2	3	19	0	1	7	10	35	5	4	.306	.338	1

OF

CORNWELL, Alex

Height - 6'2 **Bats** - L **Born** - 5/9/1999 at Glendale, CA
Weight - 199 **Throws** - L **Resides** - Los Angeles, CA

SCHOOL - University of Southern California

HOW OBTAINED - Cardinals 15th round selection (451st overall) in the July 2021 First-Year Player Draft

CAREER NOTES - COLLEGE: Allowed 3 runs or fewer in 9 of his 15 appearances for USC in 2021, going 5-6 with a 5.35 ERA (47 ER/79.0 IP)...made 4 starts for the Trojans in 2020, going 2-1 with a 3.66 ERA, including 14 strikeouts with 5 walks... missed the 2018-19 seasons due to injury...finished his college career with 79 strikeouts against 26 walks.

MISC: Originally selected by the Chicago Cubs in the 37th round of the 2017 MLB Draft, but did not sign.

YR	CLUB	LG	W-L	ERA	G	GS	CG	SHO	SV	IP	H	R	ER	HR	HB	BB	SO	WP	BK
21	FCL Cardinals	FCL	1-0	2.25	8	0	0	0	0	8.0	6	2	2	1	1	2	5	0	0

LHP

* Led Team

+ Led League

**CRUZ, Adanson****OF****Height** - 6'2 **Bats** - R **Born** - 10/6/2000 at Puerto Plata, Dominican Republic**Weight** - 189 **Throws** - R **Resides** - Puerto Plata, Dominican Republic**HOW OBTAINED** - Signed by the Cardinals as an International free agent on 7/2/2017**CAREER NOTES - 2020:** Was one of three members of the second high school graduating class at the Cardinals Dominican Academy. **2018:** Ranked 10th among Cardinals minor leaguers with a .406 OBP.

YR	CLUB	LG	AVG	G	AB	R	H	2B	3B	HR	RBI	SH	SF	HP	BB	SO	SB	CS	OBP	SLG	E
18	DSL Cardinals Blue	DSL	.291	21	79	21	23	6	1	1	9	0	1	5	6	25	3	0	.374	.430	1
	DSL Cardinals Red	DSL	.304	46	161	29	49	9	5	1	30	0	2	2	32	39	8	2	.421	.441	4
19	GCL Cardinals	GCL	.000	3	11	0	0	0	0	0	0	0	0	0	2	0	0	0	.000	.000	0
20	DID NOT PLAY -- NO MiLB SEASON																				
21	Palm Beach	LoA-SE	.200	7	25	4	5	3	0	0	2	0	0	1	3	13	0	1	.310	.320	0
	FCL Cardinals	FCL	.272	34	103	15	28	3	1	2	15	0	0	2	19	43	3	0	*.395	.379	2
Minor League Totals			.277	111	379	69	105	21	7	4	56	0	3	10	60	122	14	3	.387	.401	7

CUELLO, Antoni**RHP****Height** - 6'5 **Bats** - R **Born** - 11/7/2002 at Santo Domingo, Dominican Republic**Weight** - 186 **Throws** - R **Resides** - Santo Domingo, Dominican Republic**HOW OBTAINED** - Signed by the Cardinals as an International free agent on 7/2/2019 **2019:****CAREER NOTES - 2022:** Was one of seven members of the third high school graduating class at the Cardinals Dominican Academy.

YR	CLUB	LG	W-L	ERA	G	GS	CG	SHO	SV	IP	H	R	ER	HR	HB	BB	SO	WP	BK
20	DID NOT PITCH -- NO MiLB SEASON																		
21	DSL Cardinals Blue	DSL	0-1	6.75	9	2	0	0	0	10.2	13	9	8	0	1	7	8	4	0

CUENCA, Ángel**RHP****Height** - 6'1 **Bats** - R **Born** - 7/10/2001 at Pariaguan, Venezuela**Weight** - 162 **Throws** - R **Resides** - Pariaguan, Venezuela**HOW OBTAINED** - Signed by the Cardinals as an International free agent on 5/29/2018**CAREER NOTES - 2020:** Participated in early workouts and seminars as part of the Cardinals two-week Instructional Camp in January...named a Dominican Summer League All-Star...led all Cardinals minor league pitchers in ERA (2.00) and opponent BA (.185), while ranking 2nd in WHIP (0.92)... ranked among the Dominican Summer League leaders in ERA (6th), WHIP (2nd), winning percentage (T3rd) and opponent BA (2nd)...did not allow a run in his first 16.0 innings of the season and held his opposition without an earned run over the first 24.0 innings.

YR	CLUB	LG	W-L	ERA	G	GS	CG	SHO	SV	IP	H	R	ER	HR	HB	BB	SO	WP	BK
18	DSL Cardinals Blue	DSL	1-1	4.55	11	5	0	0	1	31.2	37	22	16	1	4	13	31	4	0
	DSL Cardinals Red	DSL	1-0	0.00	1	0	0	0	0	3.0	1	0	0	0	0	2	0	0	
19	DSL Cardinals Red	DSL	*5-1	2.00	12	*12	0	0	0	*63.0	40	21	14	3	2	18	*60	3	0
20	DID NOT PITCH -- NO MiLB SEASON																		
21	Palm Beach	LoA-SE	1-1	7.04	4	0	0	0	0	7.2	9	12	6	0	6	7	10	1	0
Minor League Totals			8-3	3.08	28	17	0	0	1	105.1	87	55	36	4	12	38	103	8	0



RHP

DALATRI, Gianluca (Luca)

Height - 6'6 Bats - R Born - 4/4/1998 at Red Bank, NJ

Weight - 250 Throws - R Resides - Wall, NJ

SCHOOL: University of North Carolina-Chapel Hill

HOW OBTAINED - Signed by the Cardinals as a non-drafted minor league free agent on 6/16/2020

CAREER NOTES - COLLEGE: Posted a 10-6 record with a 3.12 ERA in 28 starts at North Carolina, striking out 151 batters over 156.0 IP...had hip surgery in 2019....earned the win against Houston in the 2018 Chapel Hill Regional...First team Freshman All-American in 2017 and 3rd team All-ACC...member of the 2017 USA Baseball Collegiate National Team during the summer. **PREP:** Ran off a 30-0 record over his final three seasons at Christian Brothers High School (N.J.) including a senior season boasting 118 strikeouts versus four walks...originally selected by the Colorado Rockies in the 40th round of the 2016 MLB Draft, but did not sign.

MISC: Selected by the Detroit Tigers in the 40th round of the 2019 MLB Draft, but did not sign...his father, Rich, played professional football and coached in the NBA for 30 years as the first full-time strength and conditioning coach with the New Jersey/Brooklyn Nets and Cleveland Cavaliers...his mother, Elvy, played professional basketball in Italy and for the Italian National Team...his brother, Andrea, plays college baseball at Old Dominion.

YR	CLUB	LG	W-L	ERA	G	GS	CG	SHO	SV	IP	H	R	ER	HR	HB	BB	SO	WP	BK
20	DID NOT PITCH -- NO MiLB SEASON																		
21	Palm Beach	LoA-SE	0-3	5.60	13	1	0	0	1	17.2	16	13	11	1	1	7	24	0	0
	Peoria	HiA-C	1-0	11.57	4	0	0	0	0	4.2	10	6	6	2	0	2	6	0	0
Minor League Totals			1-3	6.85	17	1	0	0	1	22.1	26	19	17	3	1	9	30	0	0

DÁVILA, José

Height - 6'3 Bats - R Born - 11/09/2002 at Maracaibo, Venezuela

Weight - 177 Throws - R Resides - Maracaibo, Venezuela

HOW OBTAINED - Signed by the Cardinals as a International free agent on 7/2/2019

CAREER NOTES - 2022: Rated as the No. 29 prospect in the Cardinals organization entering the season.

YR	CLUB	LG	W-L	ERA	G	GS	CG	SHO	SV	IP	H	R	ER	HR	HB	BB	SO	WP	BK
20	DID NOT PITCH -- NO MiLB SEASON																		
21	Palm Beach	LoA-SE	0-1	10.80	4	0	0	0	0	8.1	12	10	10	0	0	10	5	3	0
	FCL Cardinals	FCL	1-3	*3.77	11	9	*1	0	0	45.1	33	28	19	1	*6	24	*49	2	0
Minor League Totals			1-4	4.86	15	9	1	0	0	53.2	45	38	29	1	6	34	54	5	0

DAVIS, Jonah

Height - 5'10 Bats - L Born - 7/2/1997 at New York, NY

Weight - 181 Throws - R Resides - San Diego, CA

SCHOOL - University of California-Berkeley

HOW OBTAINED - Acquired during the Triple-A Phase of the Rule 5 Draft from the Pittsburgh Pirates on 12/8/2021

CAREER NOTES - 2019: South Atlantic League Player of the Month (August)...South Atlantic League Player of the Week (July 28-August 3)...named to the Pirates organizational All-Star Team by MiLB.com...entered the season rated as the No. 24 prospect in the Pirates organization by *Baseball America*. **2018:** Named Appalachian League Post-Season All-Star... Appalachian League Player of the Week (June 25-July 1 and August 13-19).

MISC: Originally selected by the Pittsburgh Pirates in the 15th round of the 2018 MLB Draft.

YR	CLUB	LG	AVG	G	AB	R	H	2B	3B	HR	RBI	SH	SF	HP	BB	SO	SB	CS	OBP	SLG	E
18	Bristol	Appy	.306	51	206	*46	*63	*15	6	*12	34	0	2	6	27	59	6	5	.398	+612	1
19	Greensboro	SAL	.249	80	317	49	79	15	2	19	52	1	3	5	33*130	5	9	.327	.489	0	
	West Virginia	NY-Penn	.000	5	13	3	0	0	0	0	0	0	0	0	5	7	0	0	.278	.000	1
20	DID NOT PLAY -- NO MiLB SEASON																				
21	Altoona	AA-NE	.211	60	190	29	40	7	3	8	19	0	0	5	26	95	4	6	.321	.405	3
	Greensboro	HiA-E	.196	32	107	17	21	5	0	7	19	0	0	6	19	58	2	3	.348	.439	2
Minor League Totals			.244	228	833	144	203	42	11	46	124	1	5	22	110	349	17	23	.345	.486	7

* Led Team

+ Led League



DE LA ROSA, Samil

INF

Height - 5'8 Bats - R Born - 9/24/2003 at Santo Domingo, Dominican Republic
 Weight - 175 Throws - R Resides - Santo Domingo, Dominican Republic

HOW OBTAINED - Signed by the Cardinals as an International free agent on 1/15/2021

CAREER NOTES - 2021: Ranked among Cardinals minor league leaders in average (.288, 9th), on-base pct. (.396, 8th) and triples (3, T-9th).

YR	CLUB	LG	AVG	G	AB	R	H	2B	3B	HR	RBI	SH	SF	HP	BB	SO	SB	CS	OBP	SLG	E
21	DSL Cardinals Red	DSL	.288	37	125	23	36	8	3	1	21	0	1	9	14	28	2	2	.396	.424	9

DeLUZIO, Ben

OF

Height - 6'3 Bats - R Born - 8/9/1994 at St. Louis, MO
 Weight - 200 Throws - R Resides - Windermere, FL

SCHOOL - Florida State University

HOW OBTAINED - Acquired during the Triple-A Phase of the Rule 5 Draft from the Arizona Diamondbacks on 12/8/2021

CAREER NOTES - 2021: Triple-A West Player of the Week (May 10-16). **2018:** Southern League Postseason All-Star...

Southern League Player of the Week (August 20-26).

MISC: Signed by the Arizona Diamondbacks as a non-drafted minor league free agent on 7/7/2016..originally selected by the Miami Marlins in the 3rd round of the 2013 MLB Draft, but did not sign...played for Florida State University (2014-16).

YR	CLUB	LG	AVG	G	AB	R	H	2B	3B	HR	RBI	SH	SF	HP	BB	SO	SB	CS	OBP	SLG	E
16	AZL Diamondbacks	AZL	.364	4	11	1	4	0	0	0	1	0	0	0	0	2	0	0	.364	.364	1
	Hillsboro	Northw.	.313	30	80	23	25	2	2	0	7	2	0	5	10	15	14	2	.421	.388	0
17	Kane County	Midwest	.317	46	186	20	59	14	3	0	18	0	1	2	13	33	13	7	.366	.425	1
	Visalia	Calif.	.350	30	117	20	41	4	1	0	8	0	1	2	5	21	12	1	.384	.402	2
18	Jackson	Southern	.262	68	263	43	69	12	3	2	14	0	2	5	25	72	34	9	.336	.354	1
	AZL Diamondbacks	AZL	.286	4	14	5	4	1	0	0	2	0	0	0	2	5	3	0	.375	.357	0
19	Jackson	Southern	.254	79	248	35	63	10	4	2	23	1	0	9	28	59	15	6	.351	.351	1
	Reno	PCL	.357	39	126	33	45	12	4	2	20	0	3	2	14	38	3	5	.421	.563	4
20	DID NOT PLAY -- NO MiLB SEASON																				
21	Reno	AAA-W	.271	48	155	26	42	10	5	3	18	0	1	1	13	40	6	3	.329	.458	2
	Amarillo	AA-C	.302	20	86	22	26	6	2	0	7	0	0	5	4	23	10	2	.368	.419	0
Minor League Totals			.294	368	1286	228	378	71	24	9	118	3	8	31	114	308	110	35	.363	.407	12

DIAZ, Fernando

1B

Height - 6'3 Bats - L Born - 1/12/2002 at Ensenada, Mexico
 Weight - 225 Throws - R Resides - Ensenada, Mexico

HOW OBTAINED - Signed by the Cardinals as an International free agent, 3/26/2019

YR	CLUB	LG	AVG	G	AB	R	H	2B	3B	HR	RBI	SH	SF	HP	BB	SO	SB	CS	SLG	OBP	E
19	DSL Cardinals Blue	DSL	.270	54	200	31	54	12	0	*6	30	0	2	*13	23	72	1	2	.378	.420	15
20	DID NOT PLAY -- NO MiLB SEASON																				
21	DSL Cardinals Blue	DSL	.220	*49	*168	22	37	8	1	3	24	0	2	6	13	55	0	1	.296	.333	*12
Minor League Totals			.247	103	368	53	91	20	1	9	54	0	4	19	36	127	1	3	.342	.380	27

DOMINGUEZ, Diego

RHP

Height - 6'0 Bats - R Born - 7/2/2004 at Zitacuaro, Mexico
 Weight - 178 Throws - R Resides - Morelia, Mexico

HOW OBTAINED - Signed by the Cardinals as an International free agent on 1/15/2022

YR	CLUB	LG	W-L	ERA	G	GS	CG	SHO	SV	IP	H	R	ER	HR	HB	BB	SO	WP	BK
2022 WILL BE HIS FIRST PROFESSIONAL SEASON																			

* Led Team + Led League

MINOR LEAGUE PLAYERS



DOMINGUEZ, Yonael

RHP

Height - 6'2 Bats - R Born - 10/24/2001 at Nagua, Dominican Republic
 Weight - 175 Throws - R Resides - Nagua, Dominican Republic

HOW OBTAINED - Signed by the Cardinals as an International free agent, 2/11/2019

CAREER NOTES - 2021: Led all Cardinals minor league pitchers with a 8.33 SO/BB ratio.

YR	CLUB	LG	W-L	ERA	G	GS	CG	SHO	SV	IP	H	R	ER	HR	HB	BB	SO	WP	BK
19	DSL Cardinals Red	DSL	2-1	4.46	12	7	0	0	0	40.1	38	21	20	2	6	*28	38	6	0
20	DID NOT PITCH -- NO MiLB SEASON																		
21	DSL Cardinals Red	DSL	3-2	5.22	12	*12	0	0	0	*50.0	*71	35	29	*3	*6	6	50	9	0
Minor League Totals			5-3	4.88	24	19	0	0	0	90.1	109	56	49	5	12	34	88	15	0

DUNN, Nick

INF

Height - 5'10 Bats - L Born - 1/29/1997 at Bloomsburg, PA
 Weight - 187 Throws - R Resides - Sunbury, PA

SCHOOL - University of Maryland

HOW OBTAINED - Cardinals 5th round selection (153rd overall) in the June 2018 First-Year Player Draft.

CAREER NOTES - 2019: Participated in early workouts and seminars as part of the Cardinals Spring Training Early Program (S.T.E.P.) **2018:** Named a New York-Penn League All-Star, led off and started at second base (1-for-2, run)...ranked 4th in the NY-Penn League in Toughest to Strike Out (10.90 TPA/SO)...was 3-for-14 in the Midwest League playoffs. **COLLEGE:** Was a First Team All-Big Ten selection his junior year. **PREP:** Lettered in baseball and football at Shikellamy (PA) High School.

MISC: His father, John, played college baseball at Bloomsburg (PA) University.

YR	CLUB	LG	AVG	G	AB	R	H	2B	3B	HR	RBI	SH	SF	HP	BB	SO	SB	CS	OBP	SLG	E
18	State College	NY-Penn	.274	51	201	*34	55	14	2	3	32	1	*2	3	22	21	3	3	.351	.408	5
	Peoria	Midwest	.167	14	48	3	8	0	0	0	3	0	0	3	1	9	0	1	.231	.167	0
19	Palm Beach	FSL	.247	104	380	35	94	19	*3	3	38	0	*5	2	24	58	2	1	.292	.337	11
20	DID NOT PLAY -- NO MiLB SEASON																				
21	Springfield	AA-C	.259	95	324	40	84	14	0	6	36	0	5	6	36	59	4	2	.340	.358	11
Minor League Totals			.253	264	953	112	241	47	5	12	109	1	12	14	83	147	9	7	.318	.350	27

ENCARNACION, Anyelo

INF

Height - 6'0 Bats - R Born - 1/2/2004 at San Cristobal, Dominican Republic
 Weight - 164 Throws - R Resides - San Cristobal, Dominican Republic

HOW OBTAINED - Signed by the Cardinals as an International free agent on 1/15/2021

YR	CLUB	LG	AVG	G	AB	R	H	2B	3B	HR	RBI	SH	SF	HP	BB	SO	SB	CS	OBP	SLG	E
21	DSL Cardinals Blue	DSL	.205	37	122	18	25	3	*3	1	11	0	0	0	*22	48	4	3	.326	.303	11

ESCOBAR, Edgar

RHP

Height - 6'0 Bats - R Born - 1/20/1997 at Ciudad Habana, Cuba
 Weight - 186 Throws - R Resides - Ciudad Habana, Cuba

HOW OBTAINED - Signed by the Cardinals as an International free agent, 5/30/2018

CAREER NOTES - 2019: Ranked among Cardinals minor league pitchers in saves (6, T5th), strikeouts/9 IP (10.9, 9th), WHIP (1.05, 4th) and Toughest to HR off (119.5 TBF/HR, 6th). **2018:** Led the Gulf Coast League in saves (9), appearances (19), games finished (16) and opponent batting average (.169)...also led GCL relief pitchers in fewest baserunners/9 IP (6.45) and fewest walks/9 IP (0.81) and ranked 2nd in strikeouts/9 IP (13.3)...ranked T-4th among Cardinals minor league pitchers in saves...struck out at least one batter in his last 14 appearances of the season.

YR	CLUB	LG	W-L	ERA	G	GS	CG	SHO	SV	IP	H	R	ER	HR	HB	BB	SO	WP	BK
18	GCL Cardinals	GCL	2-2	1.21	*19	0	0	0	*9	22.1	13	4	3	0	0	3	33	0	1
19	Peoria	Midwest	1-2	1.36	24	0	0	0	*5	33.0	19	10	5	0	1	14	39	2	1
	Palm Beach	FSL	1-1	4.10	16	0	0	0	1	26.1	21	12	12	1	0	8	33	1	0
20	DID NOT PITCH -- NO MiLB SEASON																		
21	Springfield	AA-C	1-3	5.88	25	0	0	0	*4	41.1	34	32	27	12	4	15	53	2	0
Minor League Totals			5-8	3.44	84	0	0	0	19	123.0	87	58	47	13	5	40	158	5	2

* Led Team

+ Led League



ESPINOZA, Lizandro

INF

Height - 5'7 Bats - R Born - 11/20/2002 at Margarita, Venezuela
Weight - 158 Throws - R Resides - Margarita, Venezuela

HOW OBTAINED - Signed by the Cardinals as an International free agent on 07/02/2019

CAREER NOTES - 2021: Ranked 7th among Cardinals minor leaguers in on-base percentage (.396).

Table with 20 columns: YR, CLUB, LG, AVG, G, AB, R, H, 2B, 3B, HR, RBI, SH, SF, HP, BB, SO, SB, CS, OBP, SLG, E. Row 20: DSL Cardinals Red, DSL, .291, 46, 117, 27, 34, 7, 2, 0, 8, *2, 1, 4, 17, 21, 10, 6, .396, .385, 7.

FABIAN, Samuel

RHP

Height - 6'4 Bats - R Born - 5/21/2003 at Santo Domingo Centro, Dominican Republic
Weight - 177 Throws - R Resides - Santo Domingo Centro, Dominican Republic

HOW OBTAINED - Signed by the Cardinals as an International free agent on 1/15/2021

Table with 20 columns: YR, CLUB, LG, W-L, ERA, G, GS, CG, SHO, SV, IP, H, R, ER, HR, HB, BB, SO, WP, BK. Row 21: DSL Cardinals Red, DSL, 1-1, 9.68, 14, 2, 0, 0, 0, 17.2, 26, 23, 19, 1, 2, 21, 10, 11, 0.

FLETCHER, Trejyn (Tre)

OF

Height - 6'2 Bats - R Born - 4/30/2001 at Wilmington, DE
Weight - 188 Throws - R Resides - Portland, ME

SCHOOL - Deering (ME) High School

HOW OBTAINED - Cardinals 2nd round selection (58th overall) in the June 2019 First-Year Player Draft

CAREER NOTES - 2022: Rated as the No. 22 prospect in the Cardinals organization entering the season...listed as the "Best Defensive Outfielder" in the Cardinals organization entering the season by Baseball America's "Best Tools" survey. 2021: Entered the season rated as the No. 20 prospect in the Cardinals organization by Baseball America. 2020: Participated at the Alternate Training Site in Springfield during the COVID-19 Major League Baseball protocols...participated in early workouts and seminars as part of the Cardinals two-week Instructional Camp in January...entered the season rated as the No. 23 prospect and the "Best Athlete" in the Cardinals organization by Baseball America. 2019: Was 2-for-19 with an RBI and two runs scored in the Appalachian League playoffs. PREP: 2019 USA Today All-USA High School Baseball selection hit .456, 3 HR, 24 runs scored and 17/17 SB in 16 games. MISC: College commitment to Vanderbilt University.

Table with 20 columns: YR, CLUB, LG, AVG, G, AB, R, H, 2B, 3B, HR, RBI, SH, SF, HP, BB, SO, SB, CS, OBP, SLG, E. Rows 19-21 and Minor League Totals.

FRANCISCO, Thomas

1B

Height - 6'1 Bats - L Born - 6/26/1999 at Bristol, TN
Weight - 205 Throws - R Resides - Abingdon, VA

SCHOOL: East Carolina University (NC)

HOW OBTAINED - Cardinals 19th round selection (571st overall) in the July 2021 First-Year Player Draft

CAREER NOTES - COLLEGE: Batted .348 in 126 career games for East Carolina from 2019-21...hit .354 with 13 home runs and 11 doubles for the Pirates while reaching hitting streaks of 10 games three times in 2021...played in 8 games in 2020 and hit .423 (11-26) with a home run, 7 RBI and 5 runs scored...batted .421 (8-19) in 9 postseason games for the Pirates in 2019 as a freshman. PREP: Three-sport athlete (baseball, basketball, football) who earned nine letters at Abingdon (VA) High School...named valedictorian of his class...scored 1,000 career points on the hardwood as shooting guard/smial forward...played one year of football on the varsity team as a freshman, registering 38 tackles and three interceptions.

Table with 20 columns: YR, CLUB, LG, AVG, G, AB, R, H, 2B, 3B, HR, RBI, SH, SF, HP, BB, SO, SB, CS, OBP, SLG, E. Rows 21 and Minor League Totals.

* Led Team + Led League

**GALVEZ, Jovi**

Height - 6'2 **Bats** - R **Born** - 7/5/2004 at Santo Domingo, Dominican Republic
Weight - 223 **Throws** - R **Resides** - Santo Domingo, Dominican Republic
HOW OBTAINED - Signed by the Cardinals as an International free agent on 1/15/2022

RHP

YR	CLUB	LG	W-L	ERA	G	GS	CG	SHO	SV	IP	H	R	ER	HR	HB	BB	SO	WP	BK
2022 WILL BE HIS FIRST PROFESSIONAL SEASON																			

GARCÍA, Roy

Height - 6'1 **Bats** - R **Born** - 8/28/2000 at Nagua, Dominican Republic
Weight - 216 **Throws** - R **Resides** - Nagua, Dominican Republic
HOW OBTAINED - Signed by the Cardinals as an International free agent on 9/6/2016

RHP

CAREER NOTES - 2021: Ranked among Cardinals minor league pitchers in WHIP (1.04, 3rd), ERA (3.12, 10th), opp. average (.202, 10th) and SO/BB ratio (4.14, 8th). **2019:** Was one of nine members of the first high school graduating class at the Cardinals Dominican Academy. **2018:** Struck out a batter in all 19 relief appearances. **2017:** Ranked 3rd among Cardinals minor league pitchers in Toughest to HR off (127 TBF/0 HR).

YR	CLUB	LG	W-L	ERA	G	GS	CG	SHO	SV	IP	H	R	ER	HR	HB	BB	SO	WP	BK
17	DSL Cardinals	DSL	2-4	7.44	20	0	0	0	0	32.2	38	*31	*27	0	6	22	28	*14	*2
18	DSL Cardinals Red	DSL	1-2	8.37	19	0	0	0	1	33.1	30	37	31	1	3	*43	38	18	0
19	GCL Cardinals	GCL	2-5	8.65	14	2	0	0	*3	26.0	32	28	25	2	1	24	28	*11	1
20	DID NOT PITCH -- NO MiLB SEASON																		
21	FCL Cardinals	FCL	*3-0	1.42	10	0	0	0	0	19.0	11	5	3	1	3	3	23	1	0
	Palm Beach	LoA-SE	0-0	7.71	6	0	0	0	0	7.0	9	10	6	0	1	4	6	2	0
Minor League Totals			8-11	7.02	69	2	0	0	4	118.0	120	111	92	4	14	96	123	46	3

GERARD, Chris

Height - 5'10 **Bats** - R **Born** - 11/23/1999 at Ridgewood, NJ
Weight - 195 **Throws** - L **Resides** - Wayne, NJ
SCHOOL - Virginia Tech

LHP

HOW OBTAINED - Cardinals 12th round selection (361st overall) in the July 2021 First-Year Player Draft

CAREER NOTES - COLLEGE: Finished three-year college career in 2021 at Virginia Tech with a 2.63 ERA with 16 extra-base hits allowed in 24 career starts...led the Hokies' staff with a 1.57 ERA through four starts in 2020...Had a 19.0-inning scoreless streak, including 13 straight batters retired, in 2019...named the ACC Pitcher of the Week and Collegiate Baseball National Player of the Week on March 12, 2019.

YR	CLUB	LG	W-L	ERA	G	GS	CG	SHO	SV	IP	H	R	ER	HR	HB	BB	SO	WP	BK
21	FCL Cardinals	FCL	0-1	4.70	7	0	0	0	0	7.2	6	5	4	1	1	2	10	2	0

GIULIANELLI, Ettore

Height - 6'3 **Bats** - R **Born** - 3/30/2003 at Rimini, Italy
Weight - 190 **Throws** - R **Resides** - Rimini, Italy

RHP

HOW OBTAINED - Signed by the Cardinals as an International free agent on 9/3/2019

YR	CLUB	LG	W-L	ERA	G	GS	CG	SHO	SV	IP	H	R	ER	HR	HB	BB	SO	WP	BK
20	DID NOT PITCH -- NO MiLB SEASON																		
21	FCL Cardinals	FCL	0-2	4.30	14	1	0	0	0	14.2	13	8	7	0	2	11	22	0	1

GOMEZ, Henry

Height - 6'1 **Bats** - R **Born** - 10/17/2001 at Maracaibo, Venezuela
Weight - 164 **Throws** - R **Resides** - Maracaibo, Venezuela

RHP

HOW OBTAINED - Signed by the Cardinals as an International free agent on 7/28/2018

YR	CLUB	LG	W-L	ERA	G	GS	CG	SHO	SV	IP	H	R	ER	HR	HB	BB	SO	WP	BK
19	DSL Cardinals Red	DSL	1-1	4.14	11	10	0	0	0	45.2	52	26	21	2	4	12	29	2	0
20	DID NOT PITCH -- NO MiLB SEASON																		
21	DSL Cardinals Blue	DSL	1-8	5.33	12	*12	0	0	0	49.0	*62	33	29	1	3	14	36	7	2
Minor League Totals			2-9	4.75	23	22	0	0	0	94.2	114	59	50	3	7	26	65	9	2

* Led Team

+ Led League



GÓMEZ, Moisés M.

OF

Height - 5'11 Bats - R Born - 8/27/1998 at Caracas, Venezuela
 Weight - 196 Throws - R Resides - Guatire, Venezuela

HOW OBTAINED - Signed by the Cardinals as a minor league free agent on 11/5/2021

CAREER NOTES - 2021: Non-roster invitee to Rays Major League Spring Training...entered the season rated as the Rays No. 22 prospect and listed as the "Best Power Hitter" in the Rays organization entering the season by Baseball America's "Best Tools" survey. **2020:** Entered the season rated as the Rays No. 15 prospect and listed as the "Best Power Hitter" in the Rays organization entering the season by Baseball America's "Best Tools" survey. **2019:** Florida State League Player of the Week (April 28-May 4)...entered the season rated as the No. 10 prospect in the Rays organization by *Baseball America*. **2018:** Midwest League Mid-Season and Postseason All-Star...led the Midwest League in doubles (34), extra base hits (60), RBI (82) and total bases (237)...named to the Rays organizational All-Star Team by MiLB.com...played 35 games for the Navegantes del Magallanes and earned Venezuelan Winter League Rookie of the Year.

MISC: Signed by the Tampa Bay Rays as an International free agent on 4/28/2015.

YR	CLUB	LG	AVG	G	AB	R	H	2B	3B	HR	RBI	SH	SF	HP	BB	SO	SB	CS	OBP	SLG	E
15	VSL Rays	VSL	.317	47	180	38	57	10	2	6	34	1	2	1	23	28	9	4	.393	.494	2
16	GCL Rays	GCL	.220	47	168	20	37	9	3	1	10	0	2	1	12	37	4	3	.273	.327	5
17	Princeton	Appy	.275	53	211	37	58	11	0	5	28	0	1	4	13	52	10	1	.328	.398	4
18	Bowling Green	Midwest	.280	122	471	67	132	+34	7	19	+82	0	8	3	34	137	4	3	.328	.503	7
19	Charlotte	FSL	.220	119	428	55	94	26	2	16	66	0	*10	3	48	164	3	3	.297	.402	3
20	DID NOT PLAY -- NO MiLB SEASON																				
21	Montgomery	AA-S	.171	76	269	34	46	13	0	8	23	0	1	4	27	115	5	3	.256	.309	3
Minor League Totals			.246	464	1727	251	424	103	14	55	243	1	24	16	157	533	35	17	.310	.417	24

GONZÁLEZ, Edgar

RHP

Height - 6'1 Bats - R Born - 12/22/1996 at Mountain View, CA
 Weight - 200 Throws - R Resides - Mountain View, CA

SCHOOL - Fresno State University

HOW OBTAINED - Cardinals 6th round selection (183rd overall) in the June 2018 First-Year Player Draft

CAREER NOTES - 2019: Ranked among Cardinals minor league pitchers in strikeouts (110, 9th) and games started (24, 7th)...his 15 losses led the Florida State League and set the Palm Beach single-season franchise record. **2018:** Ranked as 8th-Toughest to HR off (139 TBF/O HR) among Cardinals minor league pitchers.

YR	CLUB	LG	W-L	ERA	G	GS	CG	SHO	SV	IP	H	R	ER	HR	HB	BB	SO	WP	BK
18	State College	NY-Penn	1-1	4.99	20	1	0	0	2	30.2	40	17	17	0	0	10	31	4	1
19	Palm Beach	FSL	*6-15	5.23	25	*24	0	0	1	*115.1	*134	*80	*67	6	6	*65	*110	*18	0
	Memphis	PCL	0-0	0.00	1	0	0	0	0	1.2	1	0	0	0	1	1	0	0	0
20	DID NOT PITCH -- NO MiLB SEASON																		
21	Springfield	AA-C	0-0	0.00	1	0	0	0	0	1.0	1	0	0	0	0	0	1	0	0
Minor League Totals			7-16	5.09	47	25	0	0	3	148.2	176	97	84	6	7	76	142	22	1

GRACEFFO, Gordon

RHP

Height - 6'4 Bats - R Born - 3/17/2000 at Wayne, NJ
 Weight - 215 Throws - R Resides - Cranford, NJ

SCHOOL - Villanova University

HOW OBTAINED - Cardinals 5th round selection (150th overall) in the July 2021 First-Year Player Draft

CAREER NOTES - 2022: Rated as the No. 15 prospect in the Cardinals organization entering the season. **2021:** Ranked among Cardinals minor league pitchers in ERA (1.73, 2nd), SO/9 IP (12.8, 7th) and SO/BB ratio (4.11, 9th). **COLLEGE:** Named First Team All-Big East and ABCA/Rawlings Division I East Region in 2021...ranked fifth in NCAA Division I Baseball with a 1.54 ERA and 25th with a 0.96 WHIP, which was the lowest WHIP in school history...named Big East Pitcher of the Week in 2021 after tossing a shutout against Hofstra...led Big East qualified pitchers with a 1.42 ERA in 2020.

MISC: Pitched for the Bourne Braves in the Cape Cod League in 2021, going 1-0 with a 0.69 ERA and 13 strikeouts in 13.0 innings across three starts...was a teammate with fellow Cardinals farmhand OF Matt Koperniak (signed, 2020) on the North Adams SteepleCats of the New England Collegiate Baseball League in 2019.

PRONUNCIATION: gruh-SEFF-oh

YR	CLUB	LG	W-L	ERA	G	GS	CG	SHO	SV	IP	H	R	ER	HR	HB	BB	SO	WP	BK
21	Palm Beach	LoA-SE	1-0	1.73	11	1	0	0	1	26.0	28	9	5	1	2	9	37	2	0

* Led Team + Led League

MINOR LEAGUE PLAYERS



RHP

GRAGG, Logan

Height - 6'5 Bats - R Born - 8/8/1998 at Springdale, AR
 Weight - 197 Throws - R Resides - Prairie Grove, AR

SCHOOL - Oklahoma State University

HOW OBTAINED - Cardinals 8th round selection (245th overall) in the June 2019 First-Year Player Draft

CAREER NOTES - 2021: Ranked among Cardinals minor league pitchers in innings pitched (99.0, 6th) and games started (20, 5th). 2020: Participated in early workouts and seminars as part of the Cardinals two-week Instructional Camp in January.

COLLEGE: Played two seasons at Connors State Junior College before transferring to play for head coach Josh Holliday, brother of former Cardinals outfielder Matt Holliday, at Oklahoma State...was 11-2 with a 2.50 ERA at Connors State before requiring Tommy John surgery...recovered quickly and was 6-0 with a 2.06 ERA his sophomore season.

MISC: Majored in Livestock Merchandise and had aspirations of becoming a farmer outside of his baseball career.

YR	CLUB	LG	W-L	ERA	G	GS	CG	SHO	SV	IP	H	R	ER	HR	HB	BB	SO	WP	BK
19	State College	NY-Penn	0-0	2.45	8	0	0	0	2	11.0	8	5	3	1	0	3	15	0	0
	Peoria	Midwest	0-3	3.38	9	8	0	0	1	34.2	37	17	13	3	0	12	35	0	0
20	DID NOT PITCH -- NO MiLB SEASON																		
21	Peoria	HiA-C	2-7	4.45	25	20	0	0	0	99.0	108	58	49	15	4	27	80	1	1
Minor League Totals			2-10	4.04	42	28	0	0	3	144.2	153	80	65	19	4	42	130	1	1

GRANILLO, Andre

RHP

Height - 6'4 Bats - R Born - 5/12/2000 at Hemet, CA
 Weight - 230 Throws - R Resides - Hemet, CA

SCHOOL - University of California-Riverside

HOW OBTAINED - Cardinals 14th round selection (421st overall) in the July 2021 First-Year Player Draft

CAREER NOTES - COLLEGE: Allowed 1 ER or fewer in 7 of his 8 appearances in 2021 for UC-Riverside (Calif.)...finished the season with a 2-0 record and 13 strikeouts against 4 walks...went 5-1 with 8 saves across 42 appearances and 74 strikeouts against 28 walks in 55.2 innings through 3 years for the Highlanders.

YR	CLUB	LG	W-L	ERA	G	GS	CG	SHO	SV	IP	H	R	ER	HR	HB	BB	SO	WP	BK
21	Palm Beach	LoA-SE	2-3	1.50	14	0	0	0	*2	18.0	10	12	3	1	0	9	23	3	0

GRANT, Adari

INF

Height - 5'11 Bats - R Born - 1/2/2004 at Freeport, Bahamas
 Weight - 163 Throws - R Resides - Freeport, Bahamas

HOW OBTAINED - Signed by the Cardinals as an International free agent on 1/15/2021

YR	CLUB	LG	AVG	G	AB	R	H	2B	3B	HR	RBI	SH	SF	HP	BB	SO	SB	CS	OBP	SLG	E
21	DSL Cardinals Blue	DSL	.220	43	164	27	36	*9	1	1	10	0	0	5	21	53	*7	3	.326	.305	7

GUARATE, Carlos

RHP

Height - 6'2 Bats - R Born - 3/30/2001 at Tinaquillo, Venezuela
 Weight - 178 Throws - R Resides - La Trinidad, Venezuela

HOW OBTAINED - Acquired during the Triple-A Phase of the Rule 5 Draft from the San Diego Padres on 12/8/2021

CAREER NOTES - 2021: Low-A West Pitcher of the Week (July 12-18). MISC: Signed by the San Diego Padres as an International free agent on 7/2/2017

YR	CLUB	LG	W-L	ERA	G	GS	CG	SHO	SV	IP	H	R	ER	HR	HB	BB	SO	WP	BK
18	DSL Padres	DSL	1-1	2.33	8	4	0	0	0	27.0	21	11	7	1	1	7	20	1	0
19	AZL Padres2	AZL	6-1	2.22	11	9	0	0	0	44.2	41	17	11	0	1	12	38	2	2
	Fort Wayne	Midwest	0-0	2.25	1	1	0	0	0	4.0	5	1	1	0	0	1	5	1	1
20	DID NOT PITCH -- NO MiLB SEASON																		
21	Lake Elsinore	HiA-C	2-2	4.94	13	8	0	0	0	58.1	60	35	32	7	2	10	53	0	1
	Fort Wayne	LoA-W	1-6	7.30	10	9	0	0	0	40.2	55	38	33	5	2	14	24	0	1
Minor League Totals			10-10	4.33	43	31	0	0	0	174.2	182	102	84	13	6	44	140	4	5

* Led Team

+ Led League



GUERRERO, Diorys

LHP

Height - 6'3 **Bats** - L **Born** - 2/1/2001 at Santo Domingo, Dominican Republic
Weight - 165 **Throws** - L **Resides** - Santo Domingo, Dominican Republic

HOW OBTAINED - Signed by the Cardinals as an International free agent on 11/20/2018

CAREER NOTES - 2021: Ranked among Cardinals minor league pitchers in ERA (2.56, 6th), WHIP (1.05, 5th), SO/BB ratio (6.00, 3rd and Toughest to HR off (181 TBF/HR, 7th). **2019:** Ranked 3rd among Cardinals minor league pitchers in Toughest to HR off (176 TBF/0 HR).

YR	CLUB	LG	W-L	ERA	G	GS	CG	SHO	SV	IP	H	R	ER	HR	HB	BB	SO	WP	BK
19	DSL Cardinals Red	DSL	0-3	6.51	11	11	0	0	0	37.1	40	32	*27	0	4	21	36	*18	*3
20	DID NOT PITCH -- NO MiLB SEASON																		
21	DSL Cardinals Red	DSL	3-2	*2.56	10	9	0	0	0	45.2	39	16	13	1	1	9	*54	10	0
Minor League Totals			3-5	4.34	21	20	0	0	0	83.0	79	48	40	1	5	30	90	28	3

GUERRERO, Justin

C

Height - 6'1 **Bats** - R **Born** - 5/20/2003 at Santo Domingo, Dominican Republic
Weight - 195 **Throws** - R **Resides** - Santo Domingo, Dominican Republic

HOW OBTAINED - Signed by the Cardinals as an International free agent on 7/2/2019

CAREER NOTES - 2022: Was one of seven members of the third high school graduating class at the Cardinals Dominican Academy.

YR	CLUB	LG	AVG	G	AB	R	H	2B	3B	HR	RBI	SH	SF	HP	BB	SO	SB	CS	OBP	SLG	E
20	DID NOT PLAY -- NO MiLB SEASON																				
21	DSL Cardinals Red	DSL	.080	10	25	2	2	0	0	1	0	0	0	0	4	12	0	0	.207	.080	0
	DSL Cardinals Blue	DSL	.100	12	40	0	4	0	0	2	0	0	0	0	5	15	0	0	.200	.100	4
Minor League Totals			.092	22	65	2	6	0	0	3	0	0	0	0	9	27	0	0	.203	.092	4

GUERRERO, Yancel

3B

Height - 6'1 **Bats** - R **Born** - 4/16/2004 at Cambita Garabitos, Dominican Republic
Weight - 169 **Throws** - R **Resides** - Cambita Garabitos, Dominican Republic

HOW OBTAINED - Signed by the Cardinals as an International free agent on 1/15/2021

YR	CLUB	LG	AVG	G	AB	R	H	2B	3B	HR	RBI	SH	SF	HP	BB	SO	SB	CS	SLG	OBP	E
21	DSL Cardinals Blue	DSL	.263	29	80	13	21	2	2	0	4	0	0	6	7	31	2	1	.366	.338	4

GUZMAN, Frankely

RHP

Height - 6'3 **Bats** - R **Born** - 6/18/2003 at Esperanza Mao, Dominican Republic
Weight - 147 **Throws** - R **Resides** - Esperanza Mao, Dominican Republic

HOW OBTAINED - Signed by the Cardinals as an International free agent on 2/7/2019

YR	CLUB	LG	W-L	ERA	G	GS	CG	SHO	SV	IP	H	R	ER	HR	HB	BB	SO	WP	BK
20	DID NOT PITCH -- NO MiLB SEASON																		
21	DSL Cardinals Blue	DSL	1-0	11.51	16	0	0	0	0	20.1	39	28	26	3	7	18	15	6	0

GUZMAN, Raul

3B

Height - 6'0 **Bats** - R **Born** - 9/14/2002 at Santiago, Dominican Republic
Weight - 180 **Throws** - R **Resides** - Santiago, Dominican Republic

HOW OBTAINED - Signed by the Cardinals as an International free agent on 7/2/2019

CAREER NOTES - 2021: Ranked 3rd among Cardinals minor leaguers with a .406 on-base percentage.

YR	CLUB	LG	AVG	G	AB	R	H	2B	3B	HR	RBI	SH	SF	HP	BB	SO	SB	CS	OBP	SLG	E
20	DID NOT PLAY -- NO MiLB SEASON																				
21	DSL Cardinals Red	DSL	.190	43	105	19	20	3	1	2	9	0	0	7	31	50	4	1	*.406	.295	8

* Led Team + Led League

**HART, Tom****Height** - 6'2 **Bats** - R **Born** - 12/5/2000 at Little Elm, TX**Weight** - 154 **Throws** - R **Resides** - Frisco, TX**SCHOOL** - Wakeland High School**HOW OBTAINED** - Cardinals 16th round selection (485th overall) in the June 2019 First-Year Player Draft**CAREER NOTES - MISC:** College commitment to Howard College (San Angelo, TX)

YR	CLUB	LG	W-L	ERA	G	GS	CG	SHO	SV	IP	H	R	ER	HR	HB	BB	SO	WP	BK
19	GCL Cardinals	GCL	2-2	7.59	12	1	0	0	0	21.1	18	19	18	4	4	24	11	4	0
20	DID NOT PITCH -- NO MiLB SEASON																		
21	FCL Cardinals	FCL	2-1	15.88	10	3	0	0	0	11.1	18	20	20	3	3	16	7	2	0
Minor League Totals			4-3	10.47	22	4	0	0	0	32.2	36	39	38	7	7	50	18	6	0

RHP**HEINECKE, Hayes****Height** - 5'11 **Bats** - L **Born** - 6/28/1999 at Fayetteville, GA**Weight** - 205 **Throws** - L **Resides** - Fayetteville, GA**SCHOOL** - Wofford College (SC)**HOW OBTAINED** - Cardinals 13th round selection (391st overall) in the July 2021 First-Year Player Draft**CAREER NOTES - COLLEGE:** Named the Southern Conference Preseason Pitcher of the Year in 2021...led the Southern Conference with 10 wins, the 14th-most in NCAA Division I, in 2019 to go with a 2.65 ERA and was named the SoCon Freshman of the Year...also received Collegiate Baseball Freshman All-America honors in 2019.

YR	CLUB	LG	W-L	ERA	G	GS	CG	SHO	SV	IP	H	R	ER	HR	HB	BB	SO	WP	BK
21	FCL Cardinals	FCL	0-1	6.75	3	0	0	0	0	2.2	5	4	2	0	0	2	3	0	0

LHP**HENCE, Markevian (Tink)****Height** - 6'1 **Bats** - R **Born** - 8/6/2002 at Pine Bluff, AR**Weight** - 175 **Throws** - R **Resides** - Pine Bluff, AR**SCHOOL** - Watson Chapel (AR) High School**HOW OBTAINED** - Cardinals Competitive Balance Round B (63rd overall) in the June 2020 First-Year Player Draft**CAREER NOTES - 2022:** Rated as the No. 11 prospect in the Cardinals organization entering the season. **2021:** Entered the season rated as the No. 13 prospect in the Cardinals organization by *Baseball America*.**MISC:** Drafted as a 17-year old...played in the Future Stars Series in September 2019 and the WWBA Showcase in October...summer ball teammate of Cardinals 2020 draft pick Masyn Winn...signed his college letter of intent to play baseball at the University of Arkansas.

YR	CLUB	LG	W-L	ERA	G	GS	CG	SHO	SV	IP	H	R	ER	HR	HB	BB	SO	WP	BK
20	DID NOT PITCH -- NO MiLB SEASON																		
21	FCL Cardinals	FCL	0-1	9.00	8	1	0	0	1	8.0	11	10	8	1	2	3	14	2	0

RHP**HEREDIA, Nathanael****Height** - 6'5 **Bats** - L **Born** - 9/10/2000 at San Pedro De Macoris, Dominican Republic**Weight** - 200 **Throws** - L **Resides** - Hato Mayor del Rey, Dominican Republic**HOW OBTAINED** - Signed by the Cardinals as an International free agent on 1/10/2018**CAREER NOTES - 2019:** Ranked 6th among Cardinals minor league pitchers with a .239 opp. average.

YR	CLUB	LG	W-L	ERA	G	GS	CG	SHO	SV	IP	H	R	ER	HR	HB	BB	SO	WP	BK
18	DID NOT PITCH -- SUSPENDED																		
19	GCL Cardinals	GCL	*5-4	3.83	12	7	0	0	0	49.1	43	27	21	2	*7	*35	48	5	*6
	State College	NY-Penn	0-0	27.00	1	1	0	0	0	0.2	2	5	2	1	0	3	1	1	2
20	DID NOT PITCH -- NO MiLB SEASON																		
21	Peoria	HiA-C	1-2	7.71	14	3	0	0	0	18.2	17	19	16	1	3	31	21	3	0
	Palm Beach	LoA-SE	1-1	4.82	16	1	0	0	0	37.1	30	21	20	0	1	28	49	8	0
Minor League Totals			7-7	5.01	43	12	0	0	0	106.0	92	72	59	4	11	97	119	17	8

LHP

* Led Team

+ Led League



HEREDIA, Roblin

C

Height - 6'0 Bats - L Born - 7/22/2002 at Cumana, Venezuela
Weight - 201 Throws - R Resides - Cumana, Venezuela

HOW OBTAINED - Signed by the Cardinals as an International free agent on 4/17/2019

Table with 20 columns: YR, CLUB, LG, AVG, G, AB, R, H, 2B, 3B, HR, RBI, SH, SF, HP, BB, SO, SB, CS, OBP, SLG, E. Rows include DSL Cardinals Red, Palm Beach, FCL Cardinals, and Minor League Totals.

HERNÁNDEZ, Brandon

INF

Height - 5'11 Bats - L Born - 8/21/2001 at Montreal, Quebec, Canada
Weight - 196 Throws - R Resides - Montreal, Quebec, Canada

HOW OBTAINED - Signed by the Cardinals as an International free agent on 10/27/2018

Table with 20 columns: YR, CLUB, LG, AVG, G, AB, R, H, 2B, 3B, HR, RBI, SH, SF, HP, BB, SO, SB, CS, OBP, SLG, E. Rows include DSL Cardinals Blue, FCL Cardinals, and Minor League Totals.

HERNÁNDEZ, Francisco

INF

Height - 5'11 Bats - R Born - 10/8/1999 at Montreal, Quebec, Canada
Weight - 193 Throws - R Resides - Montreal, Quebec, Canada

HOW OBTAINED - Signed by the Cardinals as an International free agent on 7/3/2017

CAREER NOTES - 2018: Scored in six straight games (8/7-11). 2017: Cracked two solo home runs vs. DSL Rockies (7/27).

Table with 20 columns: YR, CLUB, LG, AVG, G, AB, R, H, 2B, 3B, HR, RBI, SH, SF, HP, BB, SO, SB, CS, OBP, SLG, E. Rows include DSL Cardinals, Palm Beach, GCL Cardinals, Peoria, and Minor League Totals.

HERNÁNDEZ, Maikel

C

Height - 6'0 Bats - R Born - 2/2/2003 at Maracay, Venezuela
Weight - 163 Throws - R Resides - Maracay, Venezuela

HOW OBTAINED - Signed by the Cardinals as an International free agent on 7/2/2019

Table with 20 columns: YR, CLUB, LG, AVG, G, AB, R, H, 2B, 3B, HR, RBI, SH, SF, HP, BB, SO, SB, CS, OBP, SLG, E. Rows include DSL Cardinals Red and Minor League Totals.

HERRERA, Victor

RHP

Height - 6'1 Bats - R Born - 2/16/2002 at Santo Domingo, Dominican Republic
Weight - 174 Throws - R Resides - Santo Domingo, Dominican Republic

HOW OBTAINED - Signed by the Cardinals as an International free agent on 9/1/2018

Table with 20 columns: YR, CLUB, LG, W-L, ERA, G, GS, CG, SHO, SV, IP, H, R, ER, HR, HB, BB, SO, WP, BK. Rows include DSL Cardinals Red, DSL Cardinals Blue, and Minor League Totals.

* Led Team + Led League

**HERRERA, Yordy****Height** - 6'2 **Bats** - L **Born** - 12/2/2004 at Jarabacoa, Dominican Republic**Weight** - 150 **Throws** - L **Resides** - La Vega, Dominican Republic**HOW OBTAINED** - Signed by the Cardinals as an International free agent on 1/15/2022

YR	CLUB	LG	W-L	ERA	G	GS	CG	SHO	SV	IP	H	R	ER	HR	HB	BB	SO	WP	BK
2022 WILL BE HIS FIRST PROFESSIONAL SEASON																			

LHP

HOLBA, Chris**Height** - 6'3 **Bats** - S **Born** - 8/31/1996 at Sindelfingen, Germany**Weight** - 215 **Throws** - R **Resides** - Mount Pleasant, SC**SCHOOL** - East Carolina University (NC)**HOW OBTAINED** - Cardinals 11th round selection (333rd overall) in the June 2018 First-Year Player Draft**CAREER NOTES - COLLEGE:** Named First Team All-American Athletic Conference in 2018...opened his junior season on a 25.1 scoreless inning streak...played for the Bourne Braves in the 2017 Cape Cod League.**MISC:** Played on the 2009 Little League World Series qualifying team from Europe (KMC, Ramstein Air Base, Germany) hitting a grand slam against Canada...his father, Colonel Bob Holba, played baseball and football at the United States Air Force Academy...his uncles Tom (Michigan State, football) and Michael (Notre Dame, baseball) both played collegiate sports.

YR	CLUB	LG	W-L	ERA	G	GS	CG	SHO	SV	IP	H	R	ER	HR	HB	BB	SO	WP	BK
18	State College	NYP	3-3	5.05	12	10	0	0	0	46.1	52	33	26	3	6	11	39	0	0
19	DID NOT PITCH -- INJURY																		
20	DID NOT PITCH -- NO MILB SEASON																		
21	DID NOT PITCH -- INJURY																		

RHP

HOLGATE, Ryan**Height** - 6'2 **Bats** - L **Born** - 6/8/2000 at Davis, CA**Weight** - 205 **Throws** - L **Resides** - Scottsdale, AZ**SCHOOL** - University of Arizona**HOW OBTAINED** - Cardinals Competitive Balance Round B selection (70th overall) in the July 2021 First-Year Player Draft**CAREER NOTES - COLLEGE:** Helped lead the University of Arizona Wildcats to the NCAA Division I College World Series in 2021, going 2-for-9 with a home run in the College World Series...named to the Tucson NCAA Regional All-Tournament Team and Pac-12 All-Conference Honorable Mention in 2021...played for the La Crosse Loggers in the Northwoods League in 2019, leading the league with 13 home runs in 58 games.

YR	CLUB	LG	AVG	G	AB	R	H	2B	3B	HR	RBI	SH	SF	HP	BB	SO	SB	CS	OBP	SLG	E
21	Palm Beach	LoA-SE	.193	30	114	15	22	2	0	3	14	0	1	1	13	46	0	0	.279	.289	1

OF



MINOR LEAGUE PLAYERS

HURST, Scott

OF

Height - 5'10 Bats - L Born - 3/25/1996 at Glendora, CA
Weight - 174 Throws - R Resides - Glendora, CA

SCHOOL - California State University-Fullerton

HOW OBTAINED - Cardinals 3rd round selection (94th overall) in the June 2017 First-Year Player Draft

CAREER NOTES - 2021: Made his Major League debut on April 16 at Philadelphia...non-roster invitee to Major League Spring Training. 2020: Participated in early workouts and seminars as part of the Cardinals two-week Instructional Camp in January. 2019: Participated in early workouts and seminars as part of the Cardinals Spring Training Early Program (S.T.E.P. camp)...entered the season rated as the No. 27 prospect in the Cardinals organization by *Baseball America*. 2018: Batted .312, ranking T9th among Cardinals minor leaguers...hit safely in 22 straight home games (5/1-6/24). 2017: Ranked T3rd in the NY-Penn League with six triples and T6th among Cardinals minor leaguers. COLLEGE: Named First Team All-Big West...led the Titans with 12 home runs his junior (2017) season...started two games in the 2017 College World Series...tied the school-record hitting four home runs at Cal State-Northridge on May 20, 2017 as part of a 5-for-5 game with a double and 7 RBI, earning him Collegiate Baseball National Player of the Week.

MISC: Was the Cardinals first selection of the 2017 draft.

YR	CLUB	LG	AVG	G	AB	R	H	2B	3B	HR	RBI	SH	SF	HP	BB	SO	SB	CS	OBP	SLG	E
17	State College	NY-Penn.	.282	55	*213	*36	60	11	*6	3	21	2	2	3	22	*58	6	*4	.354	.432	0
18	Peoria	Midwest	.295	49	190	28	56	11	1	3	25	0	4	3	19	41	7	4	.411	.772	2
	GCL Cardinals	GCL	.400	5	15	5	6	3	0	0	2	0	0	0	5	2	2	0	.550	.600	1
	Palm Beach	FSL	.354	14	48	10	17	6	0	1	9	0	1	0	8	10	1	0	.439	.542	0
19	Springfield	Texas	.191	45	141	18	27	9	0	1	13	3	0	0	17	46	1	0	.278	.277	2
	Palm Beach	FSL	.233	63	223	23	52	4	1	4	20	1	1	1	18	61	1	3	.292	.314	1
20	DID NOT PLAY -- NO MiLB SEASON																				
21	ST. LOUIS	MLB	.000	7	5	0	0	0	0	0	0	0	0	0	0	1	0	0	.000	.000	0
	Memphis	AAA-E	.203	77	266	39	54	12	1	4	18	3	2	1	33	94	5	4	.291	.301	0
	MAJOR League Totals		.000	7	5	0	0	0	0	0	0	0	0	0	0	1	0	0	.000	.000	0
	Minor League Totals		.248	308	1096	159	272	56	9	16	108	9	10	8	122	312	23	15	.325	.360	6

INOA, Albert

INF

Height - 6'0 Bats - R Born - 12/4/2001 at Mao, Dominican Republic
Weight - 171 Throws - R Resides - Mao, Dominican Republic

HOW OBTAINED - Signed by the Cardinals as an International free agent on 3/26/2019

CAREER NOTES - 2019: Led Cardinals minor league leaders in on-base pct. (.455) and ranked in the Top 10 in batting (.306, 6th), walks (52, T7th), stolen bases (14, T8th) and OPS (.839, 10th)...ranked among Dominican Summer League leaders in walks (52, T4th), runs (54, 9th) and on-base pct. (.455, 6th)...drew a career-high four walks vs. DSL Brewers (7/22)...scored a career-high four runs at DSL Diamondbacks (6/22).

YR	CLUB	LG	AVG	G	AB	R	H	2B	3B	HR	RBI	SH	SF	HP	BB	SO	SB	CS	OBP	SLG	E
19	DSL Cardinals Red	DSL	.306	59	216	54	66	10	2	1	25	2	1	8	*52	47	14	5	.455	.384	22
20	DID NOT PLAY -- NO MiLB SEASON																				
21	FCL Cardinals	FCL	.137	27	73	9	10	0	0	0	3	0	0	0	16	33	3	2	.292	.137	4
	Minor League Totals		.263	86	289	63	76	10	2	1	28	2	1	8	68	80	17	7	.415	.322	26

JEW, Tommy

OF

Height - 6'1 Bats - R Born - 10/26/1997 at Walnut Creek, CA
Weight - 179 Throws - R Resides - San Ramon, CA

SCHOOL - University of California-Santa Barbara

HOW OBTAINED - Cardinals 13th round selection (395th overall) in the June 2019 First-Year Player Draft

CAREER NOTES - COLLEGE: Back-to-back first team All-Big West in 2018 & 2019, first Gaucho to accomplish the feat since 2001...ranked T-16th in the NCAA in triples with six in 2019...during the summer of 2017 was named New England Collegiate Baseball League MVP and Top Prospect. PREP: Academically and athletically sound as a prep. Was a four-time NCS Scholar Athlete and a multi-sport high school athlete in basketball and football earning First Team All-League kicker in football. Set the high school's record for batting average, OPS and doubles.

YR	CLUB	LG	AVG	G	AB	R	H	2B	3B	HR	RBI	SH	SF	HP	BB	SO	SB	CS	OBP	SLG	E
19	DID NOT PLAY -- INJURED																				
20	DID NOT PLAY -- NO MiLB SEASON																				
21	Palm Beach	LoA-SE	.213	54	188	31	40	5	2	5	30	0	1	3	27	78	11	*4	.320	.340	0
	Peoria	HIA-C	.143	21	63	6	9	4	1	0	5	0	0	3	8	26	3	1	.270	.238	0
	Minor League Totals		.195	75	251	37	49	9	3	5	35	0	1	6	35	104	14	5	.307	.315	0

* Led Team + Led League

MINOR LEAGUE PLAYERS



JIMÉNEZ, Ludwin

Height - 6'3 **Bats** - R **Born** - 8/9/2001 at Santo Domingo, Dominican Republic

Weight - 171 **Throws** - R **Resides** - Santo Domingo, Dominican Republic

HOW OBTAINED - Signed by the Cardinals as an International free agent, 2/15/2018

CAREER NOTES - 2020: Was one of three members of the second high school graduating class at the Cardinals Dominican Academy.

YR	CLUB	LG	W-L	ERA	G	GS	CG	SHO	SV	IP	H	R	ER	HR	HB	BB	SO	WP	BK
18	DSL Cardinals Red	DSL	4-4	3.55	14	12	*1	*1	1	63.1	57	40	25	*4	5	18	*69	11	0
19	DSL Cardinals Red	DSL	2-1	3.15	4	4	0	0	0	20.0	21	7	7	1	1	7	13	1	0
	GCL Cardinals	GCL	2-4	4.59	10	7	0	0	0	*51.0	48	29	26	*6	3	24	*51	6	1
	Palm Beach	FSL	0-0	7.71	1	0	0	0	0	2.1	3	2	2	0	0	1	2	2	0
20	DID NOT PITCH -- NO MiLB SEASON																		
21	Palm Beach	LoA-SE	0-9	6.17	23	18	0	0	0	77.1	*89	61	53	8	5	51	89	11	0
Minor League Totals			8-18	4.75	52	41	1	1	1	214.0	218	139	113	19	14	101	224	31	1

RHP

JONES, Connor

Height - 6'3 **Bats** - R **Born** - 10/10/2001 at Hartford, CT

Weight - 223 **Throws** - R **Resides** - Tampa, FL

SCHOOL - University of Virginia

HOW OBTAINED - Cardinals 2nd round selection (70th overall) in the June 2016 First-Year Player Draft

CAREER NOTES - 2021: Lead all Cardinals minor league pitchers with 47 appearances and ranked T4 with 5 saves... non-roster invite to Major League Spring Training. **2020:** Entered the season rated as the No. 30 prospect in the Cardinals organization by *Baseball America*. **2019:** Ranked T2nd among Cardinals minor league pitchers with nine saves and T9th with 43 appearances. **2018:** Texas League Mid-Season All-Star...pitched for Surprise in the Arizona Fall League...ranked T2nd in the Texas League with 13 double plays induced...entered the season rated as the No. 22 prospect in the Cardinals organization by *Baseball America*. **2017:** Induced 16 double plays, T2nd in the Florida State League...threw 6.0 innings allowing one unearned run in the FSL playoffs. **2016:** Threw 2.0 scoreless innings in one relief appearance in the NY-Penn League semifinals.

COLLEGE: Was in the starting rotation of the 2015 National Champion University of Virginia Cavaliers baseball team.

PREP: Compiled a 22-3 record with a 1.68 ERA over his high school career at Great Bridge (VA) HS, the same high school that produced Justin Upton and Michael Cuddyer.

MISC: Originally selected by the San Diego Padres in the 21st round of the 2013 MLB Draft, but did not sign...grandfather, Jim Durham, played college baseball at Rider University and his aunt, Kris Durham, played college basketball at Tennessee and Seton Hall.

YR	CLUB	LG	W-L	ERA	G	GS	CG	SHO	SV	IP	H	R	ER	HR	HB	BB	SO	WP	BK
16	GCL Cardinals	GCL	0-0	2.25	4	0	0	0	0	4.0	3	1	1	0	0	1	3	0	0
	State College	NY-Penn	0-0	4.22	7	0	0	0	1	10.2	15	6	5	0	0	2	8	1	0
17	Palm Beach	FSL	*8-5	3.97	24	*21	0	0	1	113.1	120	*60	*50	3	6	*49	76	*9	*2
	Springfield	Texas	1-0	2.70	1	1	0	0	0	6.2	6	2	2	1	0	3	2	0	0
18	Springfield	Texas	5-5	3.80	22	17	0	0	0	94.2	96	48	40	4	*9	*51	66	7	0
	Memphis	PCL	1-0	6.46	4	4	0	0	0	15.1	20	14	11	1	4	14	16	3	0
19	Springfield	Texas	1-1	4.66	42	0	0	0	9	48.1	54	29	25	5	3	35	49	*11	0
	Memphis	PCL	0-0	0.00	1	0	0	0	0	2.0	0	0	0	0	0	0	1	0	0
20	DID NOT PITCH -- NO MiLB SEASON																		
21	Memphis	AAA-E	5-6	5.91	*47	0	0	0	*5	56.1	74	40	37	3	3	31	50	4	0
Minor League Totals			21-17	4.38	152	43	0	0	16	351.1	388	200	171	17	25	186	271	35	2

RHP

JONES, Leonard (LJ)

Height - 6'1 **Bats** - R **Born** - 6/27/1999 at San Diego, CA

Weight - 210 **Throws** - R **Resides** - Chula Vista, CA

SCHOOL - California State University-Long Beach

HOW OBTAINED - Cardinals 5th round selection (152nd overall) in the June 2020 First-Year Player Draft

CAREER NOTES - 2021: Recorded a 13-game hitting streak (8/15-9/3) and reached base safely in 21 consecutive games from 8/6-9/3. **COLLEGE:** Led the Dirtbags in batting (.312) as a true freshman in 2018...missed most of the 2019 season after getting hit by pitch in the team's third game of the season

YR	CLUB	LG	AVG	G	AB	R	H	2B	3B	HR	RBI	SH	SF	HP	BB	SO	SB	CS	OBP	SLG	E
20	DID NOT PLAY -- NO MiLB SEASON																				
21	Palm Beach	LoA-SE	.243	*86	*329	43	80	17	2	7	38	0	2	6	23	73	1	1	.303	.371	2

OF

* Led Team

+ Led League



JUSTO, Maycol

SS

Height - 5'10 Bats - S Born - 2/2/2003 at San Pedro de Macoris, Dominican Republic

Weight - 141 Throws - R Resides - San Pedro de Macoris, Dominican Republic

HOW OBTAINED - Signed by the Cardinals as an International free agent on 7/2/2019

CAREER NOTES - 2021: Led all Cardinals minor leaguers in batting average (.331) and on-base percentage (.423).

YR	CLUB	LG	AVG	G	AB	R	H	2B	3B	HR	RBI	SH	SF	HP	BB	SO	SB	CS	OBP	SLG	E
20	DID NOT PLAY -- NO MiLB SEASON																				
21	DSL Cardinals Blue	DSL	.331	47	166	*38	*55	5	2	1	14	0	2	7	21	25	6	*5	*.423	.404	6

KEALEY, Sean

LHP

Height - 6'7 Bats - L Born - 10/15/1997 at Pittsburgh, PA

Weight - 225 Throws - L Resides - Pittsburgh, PA

SCHOOL - Allegheny College (PA)

HOW OBTAINED - Signed by the Cardinals as a minor league free agent on 6/15/2021

CAREER NOTES - 2021: Ranked among Cardinals minor league pitchers in SO/9 IP (13.0, T-5th) and Toughest to HR off (175 TBF/HR, 8th).

YR	CLUB	LG	W-L	ERA	G	GS	CG	SHO	SV	IP	H	R	ER	HR	HB	BB	SO	WP	BK
20	Steel City	Wash.	0-0	0.00	5	0	0	0	1	8.0	0	0	0	0	0	4	15	1	0
21	Washington	Frontier	0-0	0.00	4	0	0	0	0	4.0	1	0	0	0	0	2	6	0	0
	Palm Beach	LoA-SE	2-3	3.68	12	0	0	0	0	14.2	15	11	6	0	1	6	25	5	0
	Peoria	HiA-C	1-1	4.76	15	0	0	0	1	22.2	30	13	12	1	0	14	29	0	0
Independent League Totals			0-0	0.00	9	0	0	0	1	12.0	1	0	0	0	0	6	21	1	0
Minor League Totals			3-4	4.34	27	0	0	0	1	37.1	45	24	18	1	1	20	54	5	0

KOPERNIAK, Matt

OF

Height - 6'0 Bats - L Born - 2/8/1998 at London, United Kingdom

Weight - 205 Throws - R Resides - Adams, MA

SCHOOL - Trinity College (CT)

HOW OBTAINED - Signed by the Cardinals as a non-drafted minor league free agent on 6/16/2020

CAREER NOTES - 2021: Selected as organizational All-Star at OF (MiLB.com)...ranked among Cardinals minor league leaders in average (.306, 4th), on-base pct. (.405, 4th), OPS (.851, 8th), hits (101, 8th) and doubles (25, T-3rd). COLLEGE: Named to All-NESCAC First Team and lead the league in hits and slugging pct. during his junior season in 2019...went 5-for-5 with two homers in a win over Salve Regina in the regional round of the 2019 NCAA D-III Championship Tournament....Named to All-NESCAC First Team and D3Baseball.com All-New England Third Team while leading the Bantams in hits, home runs, total bases, batting average, on-base, and slugging.

MISC: Was a teammate with fellow Cardinals farmhand RHP Gordon Graceffo on the North Adams SteepleCats of the New England Collegiate Baseball League in 2019, earning NECBL All-Star Team and All-NECBL First Team honors...brother, Mike, played baseball at Wheaton College (MA) and father, Chris, played baseball at UMass.

YR	CLUB	LG	AVG	G	AB	R	H	2B	3B	HR	RBI	SH	SF	HP	BB	SO	SB	CS	OBP	SLG	E
20	DID NOT PLAY -- NO MiLB SEASON																				
21	Palm Beach	LoA-SE	.322	58	183	28	59	15	0	4	23	0	3	*12	30	32	3	1	.443	.470	4
	Peoria	HiA-C	.429	4	14	0	6	3	0	3	0	0	2	2	3	0	0	.556	.643	0	
	Springfield	AA-C	.271	33	133	19	36	7	0	3	15	0	0	2	9	20	1	2	.326	.391	0
Minor League Totals			.306	95	330	47	101	25	0	7	41	0	3	16	41	55	4	3	.405	.445	4

* Led Team + Led League

**KRUCZYNSKI, Evan**

Height - 6'5 Bats - L Born - 3/31/1995 at Franklin, WI

Weight - 219 Throws - L Resides - New Berlin, WI

SCHOOL - East Carolina University

HOW OBTAINED - Cardinals 9th round selection (274th overall) in the June 2017 First-Year Player Draft

CAREER NOTES - 2021: Non-roster invitee to Major League Spring Training. **2020:** Non-roster invitee to Major League Spring Training. **2019:** Struck out a career-high 11 batters on 8/10 vs. Arkansas...non-roster invitee to Major League Spring Training. **2018:** Florida State League Mid-Season All-Star...Texas League Pitcher of the Week (July 29-August 5)...pitched for Surprise in the Arizona Fall League and named AFL Rising Star. **COLLEGE:** First Team All-AAC during his junior season in 2016...earned the Pirates first-ever Super Regional win in 2016 at Texas Tech. **PREP:** Won six varsity letters, four in baseball and two in basketball, at Franklin (WI) HS...helped lead Franklin to back-to-back Wisconsin State Summer Baseball championships in 2010-11.

PRONUNCIATION: krew-ZIN-skee

YR	CLUB	LG	W-L	ERA	G	GS	CG	SHO	SV	IP	H	R	ER	HR	HB	BB	SO	WP	BK
17	Peoria	Midwest	4-3	3.41	14	13	0	0	0	68.2	70	27	26	7	6	15	55	4	1
18	Palm Beach	FSL	5-3	4.03	15	15	0	0	0	76.0	74	37	34	6	3	21	74	4	1
	Springfield	Texas	2-3	2.50	6	6	0	0	0	39.2	27	11	11	1	1	10	33	2	0
19	Springfield	Texas	3-8	5.60	21	20	0	0	0	*117.1	*123	*77	*73	18	1	50	118	*11	1
	Memphis	PCL	1-2	8.01	7	6	0	0	0	30.1	44	27	27	3	2	17	28	2	1
20										DID NOT PITCH -- NO MiLB SEASON									
21	Memphis	AAA-E	2-0	6.38	18	0	0	0	0	18.1	14	13	13	6	2	14	22	2	0
Minor League Totals			17-19	4.73	81	60	0	0	0	350.1	352	192	184	41	15	127	330	25	4

LHP

LARDNER, Brian (Mac)

Height - 6'4 Bats - R Born - 12/29/1997 at Pasadena, CA

Weight - 195 Throws - L Resides - Templeton, CA

SCHOOL - Gonzaga University

HOW OBTAINED - Signed by the Cardinals as a non-drafted minor league free agent on 6/16/2020

CAREER NOTES - COLLEGE: Finished his career at Gonzaga 16-11 with a 3.75 ERA over 249.2 innings with 212 strikeouts...was second team All-West Coast Conference as a sophomore. **MISC:** Lardner is bilingual and his first language was Spanish...his godfather, Mike Krukow, was a 14-year Major League pitcher for the Chicago Cubs, Philadelphia Phillies and San Francisco Giants; and is currently a member of the Giants television broadcast team.

YR	CLUB	LG	W-L	ERA	G	GS	CG	SHO	SV	IP	H	R	ER	HR	HB	BB	SO	WP	BK
20										DID NOT PITCH -- NO MiLB SEASON									
21	Peoria	HiA-C	0-6	5.91	21	14	0	0	1	67.0	74	46	44	10	2	22	73	2	0

LHP

LEAHY, Kyle

Height - 6'4 Bats - S Born - 6/4/1997 at Longmont, CO

Weight - 193 Throws - R Resides - Boulder, CO

SCHOOL - Colorado Mesa University

HOW OBTAINED - Cardinals 17th round selection (513th overall) in the June 2018 First-Year Player Draft

CAREER NOTES - 2019: Ranked among Cardinals minor league pitchers in innings pitched (123.0, 10th), ERA (3.73, 10th) and opponent BA (.256, 10th). **2018:** Earned a save in each of his first two professional appearances, a win in his third and then started every game the rest of the season...led the Appalachian League in hits allowed (88) and runs allowed (48).

COLLEGE: Was 13-0 with a 1.41 ERA in his sophomore season at Colorado Mesa earning 1st Team All-American, 1st Team Academic All-American and was the South Central Regional Tournament MVP. **PREP:** Named All-State in Baseball and Basketball in high school. **MISC:** His father, Tim, played college basketball at Kansas State while his uncle Tom Leahy played professionally in the Braves organization.

YR	CLUB	LG	W-L	ERA	G	GS	CG	SHO	SV	IP	H	R	ER	HR	HB	BB	SO	WP	BK
18	Johnson City	Appy	4-3	5.52	13	10	0	0	2	58.2	*88	*48	*37	7	2	11	45	3	0
19	Peoria	Midwest	4-8	3.00	16	16	*1	0	0	90.0	78	33	30	4	3	22	81	4	0
	Palm Beach	FSL	1-5	6.30	6	6	0	0	0	30.0	43	27	21	3	0	12	19	0	0
	Springfield	Texas	0-0	0.00	1	0	0	0	0	3.0	1	0	0	0	0	0	2	0	0
20										DID NOT PITCH -- NO MiLB SEASON									
21	Springfield	AA-C	0-8	8.20	25	10	0	0	0	86.2	130	*86	*79	17	3	44	63	6	1
Minor League Totals			9-24	5.60	61	42	1	0	2	268.1	340	194	167	31	8	89	210	13	1

RHP

* Led Team

+ Led League



LINÁREZ, Carlos

C

Height - 6'0 Bats - R Born - 10/24/2001 at Barquisimeto, Venezuela
 Weight - 170 Throws - R Resides - Barquisimeto, Venezuela

HOW OBTAINED - Signed by the Cardinals as an International free agent on 6/12/2021

YR	CLUB	LG	AVG	G	AB	R	H	2B	3B	HR	RBI	SH	SF	HP	BB	SO	SB	CS	OBP	SLG	E
21	DSL Cardinals Red	DSL	.305	22	59	4	18	1	1	1	11	0	0	0	9	6	0	0	.397	.407	1

LOAIZA, Alejandro

C

Height - 5'11 Bats - R Born - 12/23/2003 at Villa de Cura, Venezuela
 Weight - 163 Throws - R Resides - Maracay, Venezuela

HOW OBTAINED - Signed by the Cardinals as an International free agent on 1/19/2021

YR	CLUB	LG	AVG	G	AB	R	H	2B	3B	HR	RBI	SH	SF	HP	BB	SO	SB	CS	OBP	SLG	E
21	DSL Cardinals Blue	DSL	.172	12	29	2	5	1	0	0	3	0	0	2	5	17	0	1	.333	.207	1
	DSL Cardinals Red	DSL	.132	13	38	4	5	1	0	1	2	0	0	1	1	19	0	1	.175	.237	4
Minor League Totals			.149	25	67	6	10	2	0	1	5	0	0	3	6	36	0	2	.250	.224	5

LÓPEZ, Bruno

RHP

Height - 6'4 Bats - R Born - 4/18/2002 at Santiago de los Caballeros, Dominican Republic
 Weight - 220 Throws - R Resides - Santiago de los Caballeros, Dominican Republic

HOW OBTAINED - Signed by the Cardinals as an International free agent on 9/1/2018

YR	CLUB	LG	W-L	ERA	G	GS	CG	SHO	SV	IP	H	R	ER	HR	HB	BB	SO	WP	BK
20	DID NOT PITCH -- NO MiLB SEASON																		
21	DSL Cardinals Red	DSL	5-1	2.38	16	0	0	0	0	22.2	20	10	6	0	4	8	22	5	0

LÓPEZ, Irving

INF

Height - 5'9 Bats - S Born - 6/30/1995 at Hermosillo, Mexico
 Weight - 175 Throws - R Resides - Mesa, AZ

SCHOOL - Florida International University

HOW OBTAINED - Cardinals 19th round selection (574th overall) in the June 2017 First-Year Player Draft

CAREER NOTES - 2019: Ranked T2nd among Cardinals minor leaguers with six triples. 2018: Ranked 4th among Cardinals minor leaguers with 26 doubles and T-9th with 113 hits...went 3-for-3 with a home run, two doubles, four RBI and a walk vs. South Bend (5/4). COLLEGE: Transferred from Arizona Western College to Florida International after his sophomore season.

YR	CLUB	LG	AVG	G	AB	R	H	2B	3B	HR	RBI	SH	SF	HP	BB	SO	SB	CS	OBP	SLG	E
17	Johnson City	Appy	.287	50	178	37	51	7	2	5	27	3	3	9	19	25	5	3	.378	.433	6
	State College	NY-Penn	.250	1	4	0	1	1	0	0	1	0	0	10	1	1	1	0	.400	.500	0
18	Peoria	Midwest	.273	77	289	46	79	20	1	4	26	1	3	*13	31	54	2	2	.366	.391	6
	Palm Beach	FSL	.298	33	114	14	34	6	0	2	22	3	1	1	13	13	0	0	.372	.404	4
19	Springfield	Texas	.255	84	302	50	77	15	4	10	30	2	0	*14	20	63	1	1	.330	.430	3
	Memphis	PCL	.300	21	60	13	18	3	2	1	5	0	1	0	9	14	0	1	.386	.467	1
20	DID NOT PLAY -- NO MiLB SEASON																				
21	Springfield	AA-C	.235	43	149	19	35	4	2	3	19	*3	2	5	9	40	2	0	.297	.349	7
	Memphis	AAA-E	.229	37	83	4	19	6	1	0	7	0	0	1	6	17	0	0	.289	.325	5
Minor League Totals			.266	346	1179	183	314	62	12	25	137	12	10	43	108	227	11	7	.347	.403	32

LÓPEZ, Oliver

RHP

Height - 6'4 Bats - R Born - 4/1/2002 at Santo Domingo, Dominican Republic
 Weight - 210 Throws - R Resides - Santo Domingo, Dominican Republic

HOW OBTAINED - Signed by the Cardinals as an International free agent on 10/27/2018

YR	CLUB	LG	W-L	ERA	G	GS	CG	SHO	SV	IP	H	R	ER	HR	HB	BB	SO	WP	BK
19	DSL Cardinals Red	DSL	2-2	5.46	18	0	0	0	0	28.0	30	27	17	3	3	25	13	8	0
20	DID NOT PITCH -- NO MiLB SEASON																		
21	DSL Cardinals Blue	DSL	1-1	5.21	17	0	0	0	1	19.0	12	13	11	1	5	20	21	8	*3
Minor League Totals			3-3	5.36	35	0	0	0	1	47.0	42	40	28	4	8	45	34	16	3

* Led Team + Led League

MINOR LEAGUE PLAYERS



LÓPEZ, Robelyn

OF

Height - 6'4 **Bats** - R **Born** - 10/10/2003 at Pimentel, Dominican Republic

Weight - 190 **Throws** - R **Resides** - Pimentel, Dominican Republic

HOW OBTAINED - Signed by the Cardinals as an International free agent on 1/15/2021

YR	CLUB	LG	AVG	G	AB	R	H	2B	3B	HR	RBI	SH	SF	HP	BB	SO	SB	CS	OBP	SLG	E
21	DSL Cardinals Blue	DSL	.158	28	76	9	12	2	1	0	8	0	0	1	12	38	1	0	.281	.211	3

LOTT, James (Todd)

1B/OF

Height - 6'4 **Bats** - R **Born** - 8/22/1997 at Jacksonville, FL

Weight - 225 **Throws** - R **Resides** - Jacksonville, FL

SCHOOL - University of Louisiana-Lafayette

HOW OBTAINED - Cardinals 9th round selection (275th overall) in the June 2019 First-Year Player Draft

CAREER NOTES - 2021: Ranked among Cardinals minor league leaders in doubles (26, 2nd), triples (3, T-9th), home runs (13, 10th) and slugging pct. (.467, 10th)...tallied his first multi-HR game of his career on 5/29 at Bradenton. **2019:** Batted .364 (8-22) with a double and three RBI in the Appalachian League playoffs. **COLLEGE:** First Team All-Sun Belt Conference selection in 2019 batting .332, 8 HR, 48 RBI and 14 SB...played for Hyannis during the 2018 Cape Cod League season and earned a spot on the All-Star team; was selected to participate in the Home Run Derby.

MISC: Was formerly drafted by the Cincinnati Reds in the 20th Round of the 2016 MLB Draft...is the nephew of Hall of Fame safety Ronnie Lott who played for the Super Bowl Champion San Francisco 49ers, Oakland Raiders and New York Jets.

YR	CLUB	LG	AVG	G	AB	R	H	2B	3B	HR	RBI	SH	SF	HP	BB	SO	SB	CS	OBP	SLG	E
19	Johnson City	Appy	.250	*57	*212	28	53	*15	*2	4	25	0	*3	2	12	53	6	0	.293	.396	3
20	DID NOT PLAY -- NO MiLB SEASON																				
21	Palm Beach	LoA-SE	.263	52	186	29	49	*19	2	6	31	0	2	9	24	62	0	0	.371	.484	7
	Peoria	HiA-C	.243	39	148	19	36	7	1	7	17	0	*2	3	9	58	4	4	.296	.446	9
Minor League Totals			.253	148	546	76	138	41	5	17	73	0	7	14	45	173	10	4	.322	.440	19

LOUTOS, Ryan

RHP

Height - 6'5 **Bats** - R **Born** - 1/29/1999 at Elk Grove Village, IL

Weight - 225 **Throws** - R **Resides** - Barrington, IL

SCHOOL - Washington University-St. Louis (MO)

HOW OBTAINED - Signed by the Cardinals as a non-drafted minor league free agent on 7/22/2021

CAREER NOTES - COLLEGE: Helped lead Washington University (Mo.) to the NCAA Division III World Series in 2021 while going 11-1 with a 1.33 ERA (14 ER/94.2 IP) in 14 games (13 starts)...set the single-season school record with 116 strikeouts in 2021...ranks third in school history with 287 career strikeouts...named ABCA/Rawlings All-Central Region Selection in 2021...named UAA Rookie of the Year in 2018 after going 5-3 with a 2.83 ERA and 75 strikeouts in 57.1 innings.

MISC: Played for the Fond du Lac Dock Spiders of the Northwoods League in 2021, going 1-0 with a 2.12 ERA (4 ER/17.0 IP) in 3 starts.

YR	CLUB	LG	W-L	ERA	G	GS	CG	SHO	SV	IP	H	R	ER	HR	HB	BB	SO	WP	BK
21	Palm Beach	LoA-SE	1-2	5.56	12	1	0	0	0	22.2	28	15	14	0	2	6	26	1	0

LOVE, Austin

RHP

Height - 6'3 **Bats** - R **Born** - 1/26/1999 at Concord, NC

Weight - 240 **Throws** - R **Resides** - Mount Ulla, NC

SCHOOL - University of North Carolina-Chapel Hill

HOW OBTAINED - Cardinals 3rd round selection (90th overall) in the July 2021 First-Year Player Draft

CAREER NOTES - 2022: Rated as the No. 14 prospect in the Cardinals organization entering the season. **COLLEGE:** Struck out 129 batters in 2021, the second-most all-time in Tarheels history behind LHP Andrew Miller (133 strikeouts, 2006)...posted consecutive complete-game outings in his final two regular season starts, including a career-high 15 strikeouts at Georgia Tech...Named NCAA Division I Freshman All-American in 2019.

YR	CLUB	LG	W-L	ERA	G	GS	CG	SHO	SV	IP	H	R	ER	HR	HB	BB	SO	WP	BK
21	FCL Cardinals	FCL	0-0	1.80	5	5	0	0	0	5.0	2	1	1	1	0	0	9	0	0
	Palm Beach	LoA-SE	0-0	0.00	2	0	0	0	0	3.0	1	0	0	0	0	1	4	0	0
Minor League Totals			0-0	1.13	7	5	0	0	0	8.0	3	1	1	1	0	1	13	0	0

* Led Team

+ Led League



LUGO, Americo

RHP

Height - 6'1 Bats - R Born - 8/27/2000 at Barahona, Dominican Republic

Weight - 192 Throws - R Resides - Barahona, Dominican Republic

HOW OBTAINED - Signed by the Cardinals as an International free agent on 7/2/2019

YR	CLUB	LG	W-L	ERA	G	GS	CG	SHO	SV	IP	H	R	ER	HR	HB	BB	SO	WP	BK
19	DSL Cardinals Blue	DSL	0-1	4.38	9	0	0	0	1	12.1	16	7	6	0	0	2	14	2	0
20	DID NOT PLAY -- NO MiLB SEASON																		
21	DSL Cardinals Red	DSL	2-0	4.13	18	0	0	0	2	24.0	21	13	11	1	2	9	22	3	0
Minor League Totals			2-1	4.21	27	0	0	0	3	36.1	37	20	17	1	2	11	36	5	0

LUNN, Connor

RHP

Height - 6'3 Bats - R Born - 7/8/1998 at Carlsbad, CA

Weight - 240 Throws - R Resides - Carlsbad, CA

SCHOOL - University of Southern California

HOW OBTAINED - Cardinals 11th round selection (335th overall) in the June 2019 First-Year Player Draft

CAREER NOTES - 2021: Selected as organizational All-Star at RHSP (MiLB.com)...ranked among Cardinals minor league pitchers in innings pitched (120.1, 3rd), games started (23, 1st), wins (6, T-6th), strikeouts (121, 2nd), WHIP (1.14, 10th) and SO/BB ratio (6.05, 2nd)... finished 3rd in ERA, 2nd in WHIP and T3rd in strikeouts among High-A Central pitchers. COLLEGE: Earned a save in a combined no-hitter vs. Utah (3/15/18)...ranked 4th in the Pac-12 and 72nd in NCAA with eight saves in 2018. PREP: Named First Team All-CIF as a senior (10 wins, 0.99 ERA).

YR	CLUB	LG	W-L	ERA	G	GS	CG	SHO	SV	IP	H	R	ER	HR	HB	BB	SO	WP	BK
19	State College	NY-Penn	0-0	1.96	12	0	0	0	0	18.1	13	5	4	0	0	6	20	3	0
20	DID NOT PITCH -- NO MiLB SEASON																		
21	Peoria	HiA-C	*6-8	3.96	24	*23	0	0	0	*120.1	*117	61	53	12	6	20	*121	2	0
Minor League Totals			6-8	3.70	36	23	0	0	0	138.2	130	66	57	12	6	26	141	5	0

MANZO, Edgar

RHP

Height - 5'11 Bats - R Born - 10/24/2000 at Guadalajara, Mexico

Weight - 181 Throws - R Resides - Guadalajara, Mexico

HOW OBTAINED - Signed by the Cardinals as an International free agent on 4/17/2019

CAREER NOTES - 2021: Won a team-high 6 games for Palm Beach (T6th-most among Cardinals minor league pitchers).

2019: Ranked 9th among Cardinals minor league pitchers with a 3.68 ERA.

YR	CLUB	LG	W-L	ERA	G	GS	CG	SHO	SV	IP	H	R	ER	HR	HB	BB	SO	WP	BK
19	DSL Cardinals Red	DSL	2-4	3.68	12	*12	0	0	0	58.2	*62	*36	24	*5	5	23	56	5	1
20	DID NOT PITCH -- NO MiLB SEASON																		
21	Palm Beach	LoA-SE	*6-5	4.91	25	6	0	0	1	66.0	62	40	36	5	3	30	65	8	4
Minor League Totals			8-9	4.33	37	18	0	0	1	124.2	124	76	60	10	8	53	121	13	5

MARNON, Kevin

LHP

Height - 6'7 Bats - R Born - 3/16/1994 at Shelby, MI

Weight - 245 Throws - L Resides - Shelby, MI

SCHOOL - Ball State University

HOW OBTAINED - Signed by the Cardinals as a minor league free agent on 6/12/2021

CAREER NOTES - MISC: Signed by the Minnesota Twins as a minor league free agent on 8/1/2017

YR	CLUB	LG	W-L	ERA	G	GS	CG	SHO	SV	IP	H	R	ER	HR	HB	BB	SO	WP	BK
17	Birmingham-Bloomfield	USPBL	1-0	1.50	16	0	0	0	2	18.0	17	4	3	0	1	10	29	2	0
	GCL Twins	GCL	1-0	0.54	7	0	0	0	1	16.2	14	7	1	0	0	4	17	1	0
18	Cedar Rapids	Midwest	2-0	1.90	11	0	0	0	3	23.2	16	6	5	1	1	6	29	3	0
	Fort Myers	FSL	1-4	4.76	18	2	0	0	3	28.1	36	24	15	5	1	13	21	2	1
19	DID NOT PITCH																		
20	DID NOT PITCH -- NO MiLB SEASON																		
21	Chicago	Amer.	1-0	0.82	9	0	0	0	0	11.0	2	1	1	1	0	2	20	0	0
	Palm Beach	LoA-SE	0-2	4.66	10	0	0	0	*2	9.2	6	5	5	1	0	4	14	3	1
	Peoria	HiA-C	0-0	4.15	4	0	0	0	1	4.1	4	2	2	0	1	1	5	0	0
	Springfield	AA-C	0-1	18.90	7	0	0	0	0	10.0	23	21	21	5	1	10	12	1	1
Independent League Totals			2-0	1.24	25	0	0	0	2	29.0	19	5	4	1	1	12	49	2	0
Minor League Totals			4-7	4.76	57	2	0	0	10	92.2	99	65	49	12	4	38	98	10	3

* Led Team + Led League

**MARRERO, Andrew**

Height - 5'10 Bats - R Born - 5/8/2000 at New Haven, CT
 Weight - 190 Throws - R Resides - New Haven, CT

SCHOOL - University of Connecticut

HOW OBTAINED - Cardinals 18th round selection (541st overall) in the July 2021 First-Year Player Draft

CAREER NOTES - **COLLEGE:** Struck out 28 batters in 21.1 innings across 18 relief appearances for UConn in 2021...did not allow a run in 10 consecutive appearances, which covered 11.2 innings in 2021...appeared in four games for the Huskies as a freshman in 2020 and struck out six batters in 4.2 innings. **PREP:** Set a school record at Wilbur Cross High School with 242 career strikeouts...named GametimeCT/Register Area Most Valuable Player as a senior in 2019.

YR	CLUB	LG	W-L	ERA	G	GS	CG	SHO	SV	IP	H	R	ER	HR	HB	BB	SO	WP	BK
21	Palm Beach	LoA-SE	0-2	10.13	13	0	0	0	0	13.1	16	20	15	1	2	14	22	4	4

RHP**MARTINEZ, Miguel**

Height - 6'0 Bats - R Born - 1/26/2003 at Maracay, Venezuela
 Weight - 143 Throws - R Resides - Maracay, Venezuela

HOW OBTAINED - Signed by the Cardinals as an International free agent on 7/2/2019

YR	CLUB	LG	W-L	ERA	G	GS	CG	SHO	SV	IP	H	R	ER	HR	HB	BB	SO	WP	BK
20	DID NOT PITCH -- NO MiLB SEASON																		
21	DSL Cardinals Blue	DSL	2-1	6.00	20	0	0	0	2	24.0	23	18	16	0	6	15	28	11	2

RHP**McGREEVY, Michael**

Height - 6'5 Bats - R Born - 7/8/2000 at San Clemente, CA
 Weight - 220 Throws - R Resides - San Clemente, CA

SCHOOL - University of California-Santa Barbara

HOW OBTAINED - Cardinals 1st round selection (18th overall) in the July 2021 First-Year Player Draft

CAREER NOTES - **2022:** Rated as the No. 4 prospect in the Cardinals organization entering the season...listed as having the "Best Curveball" and "Best Control" in the Cardinals organization entering the season by Baseball America's "Best Tools" survey. **COLLEGE:** Named semifinalist for National Pitcher of the Year award by the College Baseball Foundation in 2021...named First Team All-Big West Conference as a freshman in 2019 and again in 2021...ranked second among all qualified NCAA Division I pitchers with a 0.97 walks-per-9 IP ratio and a 10.45 strikeout-to-walk ratio in 2021...led the Big West Conference with 101.2 innings pitched in 2021...named First Team Freshman All-American by Baseball America in 2019. **PREP:** Was a high school teammate with fellow Cardinals farmhand RHP Andre Pallante (4th round, 2019) at San Clemente High School (Calif.) and a college teammate of OF Tommy Jew (13th round, 2019) at UC Santa Barbara.

YR	CLUB	LG	W-L	ERA	G	GS	CG	SHO	SV	IP	H	R	ER	HR	HB	BB	SO	WP	BK
21	FCL Cardinals	FCL	0-2	10.80	2	2	0	0	0	1.2	4	2	2	0	0	1	3	1	0
	Palm Beach	LoA-SE	0-0	9.00	5	5	0	0	0	6.0	10	6	6	1	0	1	4	0	0
Minor League Totals			0-2	9.39	7	7	0	0	0	7.2	14	8	8	1	0	2	7	1	0

RHP**McKEITHAN, Aaron**

Height - 6'1 Bats - R Born - 12/13/1999 at Asheville, NC
 Weight - 220 Throws - R Resides - Arden, NC

SCHOOL - University of North Carolina-Charlotte

HOW OBTAINED - Cardinals 16th round selection (481st overall) in the July 2021 First-Year Player Draft

CAREER NOTES - **COLLEGE:** Named CUSA All-Conference Second Team in 2021...transferred from State College of Florida to UNC-Charlotte in 2021 and batted .278 with 12 doubles, 3 home runs and 24 RBI in 61 games for the 49ers...hit .289 with 8 doubles, 2 home runs and 14 RBI in 26 games for State College of Florida in 2020...played at Tulane University (La.) in 2019 before transferring to State College of Florida. **PREP:** Led T.C. Roberson High School (N.C.) to the North Carolina 4A State Championship in 2017...also named the 2017 IMG Classic MVP.

MISC: Grandfather, Jerry Sr., spent seven years in the Cardinals organization...brother, Joel, is the Assistant Hitting Coach for the Cincinnati Reds and other brother, Tim, is a Major League Assistant on the Pittsburgh Pirates coaching staff.

YR	CLUB	LG	AVG	G	AB	R	H	2B	3B	HR	RBI	SH	SF	HP	BB	SO	SB	CS	OBP	SLG	E
21	Palm Beach	LoA-SE	.154	22	65	9	10	2	0	0	4	0	1	4	6	17	0	0	.263	.185	0

C

* Led Team

+ Led League



MEJIA, Jonathan

SS

Height - 6'0 Bats - S Born - 4/12/2005 at La Romana, Dominican Republic
Weight - 185 Throws - R Resides - La Romana, Dominican Republic
HOW OBTAINED - Signed by the Cardinals as an International free agent on 1/15/2022

Table with 20 columns: YR, CLUB, LG, AVG, G, AB, R, H, 2B, 3B, HR, RBI, SH, SF, HP, BB, SO, SB, CS, OBP, SLG, E. Row 1: 2022 WILL BE HIS FIRST PROFESSIONAL SEASON

MENDLINGER, Noah

INF

Height - 5'9 Bats - L Born - 8/9/2000 at Atlanta, GA
Weight - 178 Throws - R Resides - Alpharetta, GA

SCHOOL - Georgia College & State University

HOW OBTAINED - Signed by the Cardinals as a non-drafted minor league free agent on 7/22/2021

CAREER NOTES - COLLEGE: Hit .331 with 10 doubles, 2 home runs and 38 RBI in 37 games for Georgia College in 2021... was successful in 7 of 8 stolen base attempts and had 14 walks against 12 strikeouts in 2021...batted .356 with 3 home runs and 15 RBI in 2020...hit .375 in 10 games as a freshman for the Bobcats in 2019.

Table with 20 columns: YR, CLUB, LG, AVG, G, AB, R, H, 2B, 3B, HR, RBI, SH, SF, HP, BB, SO, SB, CS, OBP, SLG, E. Row 1: 21 Palm Beach LoA-SE .275 29 80 12 22 5 1 0 5 0 0 2 18 14 0 2 .420 .363 4

MENDOZA, Evan

INF

Height - 6'2 Bats - R Born - 6/28/1996 at Sarasota, FL
Weight - 203 Throws - R Resides - Sarasota, FL

SCHOOL - North Carolina State University

HOW OBTAINED - Cardinals 11th round selection (334th overall) in the June 2017 First-Year Player Draft

CAREER NOTES - 2021: Non-roster invitee to Major League Spring Training. 2020: Participated at the Alternate Training Site in Springfield during the COVID-19 Major League Baseball protocols...Participated in early workouts and seminars as part of the Cardinals two-week Instructional Camp in January. 2019: Participated in early workouts and seminars as part of the Cardinals Spring Training Early Program (S.T.E.P. camp). 2018: Named Florida State League Mid-Season All-Star...named Cardinals Minor League Player of the Month (May)...tallied a multi-HR game at Bradenton (5/10) going 3-for-5 with 2 HR and 3 RBI...ranked 3rd among Cardinals minor leaguers in hits (145). 2017: Named New York-Penn League Mid-Season All-Star and Baseball America Short-Season All-Star...named NY-Penn League Player of the Week twice (July 24-30 & July 31-August 6)...led all Cardinals minor leaguers in batting (.339) and OPS (.896), while ranking among the leaders in on-base percentage (.388, 7th), slugging (.508, 2nd) and triples (4, T8th)...batted .407 (22-54) with runners in scoring position...hit safely in 13 straight road games (7/18-end of season), T2nd-longest streak in the NY-Penn League (.491, 26-53)...batted .333 (4-12) with three runs, a double and a RBI in the Midwest League playoffs. COLLEGE: Was teammates with current Cardinals catcher Andrew Knizner...led the 2016 Wolfpack in batting (.362) and posted the third-longest hitting streak in school history at 23 games, three games shy of tying the school record.

MISC: Graduated from Sarasota HS...is the Lead Content Designer for Stadium Custom Kicks, one of the most popular shoe/cleat customizers in MLB...created baseball-inspired Diamond Dawgs NFT collection based on his hand designed and drawn generative baseball characters.

Table with 20 columns: YR, CLUB, LG, AVG, G, AB, R, H, 2B, 3B, HR, RBI, SH, SF, HP, BB, SO, SB, CS, OBP, SLG, E. Rows include 17 State College, 17 Peoria, 18 Palm Beach, 18 Springfield, 19 Memphis, 19 Springfield, 20 DID NOT PLAY -- NO MiLB SEASON, 21 Memphis, and Minor League Totals.

* Led Team + Led League

MINOR LEAGUE PLAYERS

**MENDOZA, Ramon****2B****Height** - 5'11 **Bats** - R **Born** - 8/31/2000 at Tijuana, Mexico**Weight** - 188 **Throws** - R **Resides** - Tijuana, Mexico**HOW OBTAINED** - Signed by the Cardinals as an International free agent on 5/26/18**CAREER NOTES - 2018:** Ranked T-8th among Cardinals minor leaguers with five triples...reached base safely in 26 straight games (6/21-7/31) with a .496 OBP...collected a career-high 5 RBI at DSL Yankees (8/20) and had six games with three or more RBI.

YR	CLUB	LG	AVG	G	AB	R	H	2B	3B	HR	RBI	SH	SF	HP	BB	SO	SB	CS	OBP	SLG	E
18	DSL Cardinals Blue	DSL	.311	41	151	29	47	9	5	3	33	0	0	6	22	29	0	1	.419	.497	5
19	GCL Cardinals	GCL	.284	33	102	19	29	9	0	1	9	*2	1	4	14	27	0	4	.388	.402	5
20	DID NOT PLAY -- NO MILB SEASON																				
21	FCL Cardinals	FCL	.271	24	70	15	19	5	1	0	6	0	1	2	11	16	1	1	.381	.371	4
	Palm Beach	LoA-SE	.077	12	26	2	2	1	0	0	1	0	0	1	4	6	0	0	.226	.115	2
Minor League Totals			.278	110	349	65	97	24	6	4	49	2	2	13	51	78	1	6	.388	.415	16

MILLS, Zane**RHP****Height** - 6'4 **Bats** - R **Born** - 7/4/2000 at Portland, OR**Weight** - 220 **Throws** - R **Resides** - Pullman, WA**SCHOOL** - Washington State University**HOW OBTAINED** - Cardinals 4th round selection (120th overall) in the July 2021 First-Year Player Draft**CAREER NOTES - 2022:** Rated as the No. 26 prospect in the Cardinals organization entering the season. **COLLEGE:**

Named All-Pac 12 Pitcher of the Week twice in 2021...posted three double-digit strikeout games among 13 starts in 2021...

matched the Washington State modern-day record in 2021 with 13 strikeouts in a win at Dixie State...named Pac-12 Breakout

Pitcher as a sophomore in 2020. **PREP:** Also played football at Lincoln HS in Portland, Ore., earning First Team All-Portland

Interscholastic League honors as a tight end...named First Team All-State and PIL Pitcher of the Year as a senior.

YR	CLUB	LG	W-L	ERA	G	GS	CG	SHO	SV	IP	H	R	ER	HR	HB	BB	SO	WP	BK
21	FCL Cardinals	FCL	0-0	1.17	7	0	0	0	0	7.2	4	1	1	0	2	0	9	0	0

MONTANO, Luis**OF****Height** - 6'2 **Bats** - L **Born** - 4/10/2000 at Santo Domingo, Dominican Republic**Weight** - 193 **Throws** - R **Resides** - Santo Domingo, Dominican Republic**HOW OBTAINED** - Signed by the Cardinals as an International free agent on 7/2/2016**CAREER NOTES - 2019:** Was one of nine members of the first high school graduating class at the Cardinals DominicanAcademy. **2018:** Ranked 2nd in the Dominican Summer League with 20 doubles...tied for 8th among Cardinals minor league players with five triples.

YR	CLUB	LG	AVG	G	AB	R	H	2B	3B	HR	RBI	SH	SF	HP	BB	SO	SB	CS	OBP	SLG	E
17	DSL Cardinals	DSL	.208	54	159	23	33	8	3	3	16	1	0	1	22	54	1	3	.308	.352	5
18	DSL Cardinals Red	DSL	.272	*66	235	47	64	*20	5	3	44	2	4	6	*42	*85	2	5	.390	.438	7
19	GCL Cardinals	GCL	.191	40	141	17	27	*11	*3	0	19	0	1	3	13	*60	1	2	.272	.312	1
	Palm Beach	FSL	.125	5	16	0	2	1	0	0	2	0	1	0	1	6	0	0	.167	.188	0
20	DID NOT PLAY -- NO MILB SEASON																				
21	FCL Cardinals	FCL	*.275	35	120	21	33	*10	*2	*4	*17	0	0	0	12	37	2	0	.341	*.492	1
Minor League Totals			.237	200	671	108	159	50	13	10	98	3	6	10	90	242	6	10	.333	.395	14

* Led Team

+ Led League



MOQUETE, Darlin

OF

Height - 5'10 **Bats** - R **Born** - 9/19/1999 at Bani, Dominican Republic
Weight - 175 **Throws** - R **Resides** - Bani, Dominican Republic

HOW OBTAINED - Signed by the Cardinals as an International free agent on 5/21/2018

CAREER NOTES - 2022: Was one of seven members of the third high school graduating class at the Cardinals Dominican Academy. **2019:** Led all Cardinals minor leaguers in batting (.390) and ranked 3rd in stolen bases (23)...recorded an RBI in four straight games (8/2-8) totaling 10 RBI...ran off a 17-game hitting streak (.478, 25-65), 5th-longest in the DSL, including five straight multi-hit games (7/11-23)...hit safely in 36-of-39 games with an official at bat...hit two home runs in the final game of the season at DSL Rockies (8/23) completing an eight-game hitting streak (8/13-23) batting .567 (17-30) during the stretch. **2018:** Ranked 5th among Cardinals minor leaguers with 19 stolen bases...posted five straight games with multi-hits (8/6-10)...finished the season on an 11-game hit streak (8/14-25) batting .429 (21-49) during the stretch...was 3-for-8 with a double and three runs scored in the DSL playoffs.

YR	CLUB	LG	AVG	G	AB	R	H	2B	3B	HR	RBI	SH	SF	HP	BB	SO	SB	CS	OBP	SLG	E	
18	DSL Cardinals Blue	DSL	.275	56	204	*53	56	8	3	1	19	2	1	3	19	38	*21	5	.344	.358	7	
19	DSL Cardinals Blue	DSL	.390	43	154	*43	*60	5	4	5	33	0	4	6	17	16	*23	*4	.459	.571	1	
20	DID NOT PLAY -- NO MiLB SEASON																					
21	FCL Cardinals	FCL	.329	24	73	12	24	4	0	0	10	0	0	2	9	20	1	1	.417	.384	0	
Minor League Totals			.325	123	431	108	140	17	7	6	62	2	5	11	45	74	45	10	.398	.439	8	

MORA, Sander

INF

Height - 5'7 **Bats** - R **Born** - 2/23/2001 at Yaracuy, Venezuela
Weight - 166 **Throws** - R **Resides** - Yaracuy, Venezuela

HOW OBTAINED - Signed by the Cardinals as an International free agent on 7/2/2017

CAREER NOTES - 2019: Led all Cardinals minor leaguers with 33 stolen bases (3rd in the DSL) and ranked 7th in on-base percentage (.389); 10th with 49 walks (8th in DSL). **2018:** Ranked T-10th among Cardinals minor leaguers with 12 stolen bases...walked four times in a game vs. DSL Brewers (6/18)...was 2-for-4 with a run scored in the DSL playoffs.

YR	CLUB	LG	AVG	G	AB	R	H	2B	3B	HR	RBI	SH	SF	HP	BB	SO	SB	CS	OBP	SLG	E	
18	DSL Cardinals Blue	DSL	.154	35	123	25	19	7	1	0	6	0	0	5	19	34	6	5	.293	.228	10	
	DSL Cardinals Red	DSL	.385	19	65	18	25	4	0	0	11	1	1	2	16	12	6	2	.512	.446	3	
19	DSL Cardinals Red	DSL	.266	*65	*256	63	*68	13	2	0	26	1	2	4	49	54	*33	*8	.389	.332	18	
20	DID NOT PLAY -- NO MiLB SEASON																					
21	FCL Cardinals	FCL	.159	27	82	18	13	2	1	2	9	0	0	3	12	27	1	0	.289	.280	3	
Minor League Totals			.238	146	526	124	125	26	4	2	52	2	3	14	96	127	46	15	.368	.314	34	

MORENO, Jose M.

RHP

Height - 6'1 **Bats** - R **Born** - 8/20/2000 at Altigracia de Orituco, Venezuela
Weight - 199 **Throws** - R **Resides** - Altigracia de Orituco, Venezuela

HOW OBTAINED - Signed by the Cardinals as an International free agent on 2/3/2017

CAREER NOTES - 2021: Ranked 9th among Cardinals minor league pitcher in strikeouts (102). **2018:** Struck out a career-high 11 batters over 7.0 innings vs. DSL Rangers (8/20).

YR	CLUB	LG	W-L	ERA	G	GS	CG	SHO	SV	IP	H	R	ER	HR	HB	BB	SO	WP	BK	
17	DSL Cardinals	DSL	1-3	3.18	12	11	0	0	0	51.0	47	20	18	*2	3	14	32	4	0	
18	DSL Cardinals Red	DSL	3-5	4.30	14	*14	0	0	0	*67.0	*68	42	32	*4	1	27	59	7	*2	
19	Johnson City	Appy	3-5	8.33	13	*13	0	0	0	54.0	*93	*60	*50	*8	1	*29	41	4	*2	
20	DID NOT PITCH -- NO MiLB SEASON																			
21	Palm Beach	LoA-SE	1-5	5.53	23	16	0	0	0	*81.1	83	56	50	5	9	56	102	10	0	
Minor League Totals			8-18	5.33	62	54	0	0	0	253.1	291	178	150	19	14	126	234	25	4	

* Led Team + Led League



RHP

NEWSOME, Ljay

Height - 5'11 Bats - R Born - 11/8/1996 at La Plata, MD

Weight - 210 Throws - R Resides - Mechanicsville, MD

HOW OBTAINED - Claimed off waivers from the Seattle Mariners on 10/22/2021

CAREER NOTES - 2021: Underwent Tommy John surgery in the summer...earned his first MLB win on April 18 vs. Houston. **2020:** Made his Major League debut on Aug. 20 vs. Los Angeles Dodgers, allowing one run in 3.0 relief innings and recorded his first MLB strikeout...made his first MLB start on Aug. 27 at San Diego. **2019:** California League Postseason and Mid-Season All-Star...California League Player of the Month (April) and Player of the Week (May 20-26) **2018:** California League Player of the Week (May 14-20). **2017:** Won the inaugural "60-feet 6-inch" Award from the Mariners recognizing the organization's best minor league pitcher to control the strike zone. **2016:** Northwest League Mid-Season All-Star...Northwest League Player of the Week (June 20-26 & Aug. 8-14). **PREP:** Named 2015 Gatorade State Baseball Player of the Year in Maryland posting a 10-0 record with a 1.05 ERA and 111 strikeouts over 60 innings pitched...struck out a career-best 17 batters (including 10 in a row) over a seven-inning complete game one-hitter for Chopticon HS in a State Championship victory over Mount Hebron at Ripken Stadium for the 2015 Maryland High School 3A title, the first in school history.

MISC: Originally drafted by the Seattle Mariners in the 26th round of the 2015 MLB Draft...was nicknamed "The Quiet Assassin" by Mariners manager Scott Servais for his exceedingly quiet demeanor.

YR	CLUB	LG	W-L	ERA	G	GS	CG	SHO	SV	IP	H	R	ER	HR	HB	BB	SO	WP	BK
15	AZL Mariners	AZL	1-0	0.84	5	0	0	0	0	10.2	4	1	1	0	0	0	10	0	0
16	Everett	Northw.	*6-3	4.30	14	11	0	0	0	*60.2	59	*33	*29	+11	6	15	*58	0	0
17	Clinton	Midwest	8-9	4.10	25	*25	0	0	0	129.2	131	68	59	14	2	16	*111	4	0
18	Modesto	Calif.	*6-10	4.87	26	*26	0	0	0	*138.2	*169	79	*75	+24	4	13	*123	4	0
	Tacoma	PCL	0-0	5.40	1	1	0	0	0	5.0	3	3	3	0	0	1	2	0	0
19	Modesto	Calif.	6-6	3.75	18	18	+1	0	0	100.2	105	44	42	11	0	9	124	2	0
	Tacoma	PCL	0-0	6.35	1	1	0	0	0	5.2	5	4	4	1	0	1	10	0	0
	Arkansas	Texas	3-4	2.77	9	9	0	0	0	48.2	41	15	15	4	1	7	35	1	0
20	SEATTLE	MLB	0-1	5.17	5	4	0	0	0	15.2	20	9	9	4	1	1	9	0	0
21	SEATTLE	MLB	1-1	7.98	7	1	0	0	0	14.2	20	14	13	5	0	3	16	1	0
MAJOR League Totals			1-2	6.53	12	5	0	0	0	30.1	40	23	22	9	1	4	25	1	0
Minor League Totals			30-32	4.11	99	91	1	0	0	499.2	517	247	228	65	13	62	473	11	0

NUÑEZ, Edwin

Height - 6'3 Bats - R Born - 11/5/2001 at Nagua, Dominican Republic

Weight - 185 Throws - R Resides - Nagua, Dominican Republic

HOW OBTAINED - Signed by the Cardinals as an International free agent on 6/26/2020

CAREER NOTES - 2022: Rated as the No. 18 prospect in the Cardinals organization entering the season...listed as having the "Best Fastball" in the Cardinals organization entering the season by Baseball America's "Best Tools" survey. **2021:** Entered the season rated as the No. 12 prospect in the Cardinals organization by *Baseball America*.

YR	CLUB	LG	W-L	ERA	G	GS	CG	SHO	SV	IP	H	R	ER	HR	HB	BB	SO	WP	BK
21	Palm Beach	LoA-SE	3-3	10.90	32	2	0	0	0	53.2	64	*72	*65	7	*17	56	59	*35	4

RHP

* Led Team

+ Led League



NUÑEZ, Malcom

3B

Height - 6'2 **Bats** - R **Born** - 3/9/2001 at Havana, Cuba
Weight - 232 **Throws** - R **Resides** - Havana, Cuba

HOW OBTAINED - Signed by the Cardinals as an International free agent on 7/3/18

CAREER NOTES - 2022: Rated as the No. 17 prospect in the Cardinals organization entering the season. **2021:** Entered the season rated as the No. 17 prospect in the Cardinals organization by *Baseball America*...notched his second career multi-HR game on 8/7 vs. Tulsa. **2020:** Participated at the Alternate Training Site in Springfield during the COVID-19 Major League Baseball protocols...participated in early workouts and seminars as part of the Cardinals two-week Instructional Camp in January...entered the season rated as the No. 18 prospect in the Cardinals organization by *Baseball America*. **2019:** Participated in early workouts and seminars as part of the Cardinals Spring Training Early Program (S.T.E.P.)...entered the season rated as the No. 9 prospect in the Cardinals organization by *Baseball America*. **2018:** Won the Dominican Summer League Triple Crown, leading the league in batting (.415), home runs (13), RBI (59), as well as on-base pct. (.497), slugging (.774), total bases (127), AB/HR ratio (12.62 AB/HR), and ranked in the Top 5 in extra base hits (31, 2nd) and intentional walks (3, T-1st)...named Cardinals Minor League Player of the Month for August...ran off the longest on-base streak in the DSL at 34 games (7/6-8/18) with a .529 OBP during...posted the 2nd-longest hitting streak in the DSL at 22 games (7/13-8/8) batting .465 (40-86) during the stretch...was 3-for-8 with a double and four RBI in two games in the DSL playoffs...led all Cardinals minor leaguers in batting, on-base pct., slugging and OPS (1.272)...rated as the No. 9 prospect in the Cardinals organization by *Baseball America*.

YR	CLUB	LG	AVG	G	AB	R	H	2B	3B	HR	RBI	SH	SF	HP	BB	SO	SB	CS	OBP	SLG	E
18	DSL Cardinals Blue	DSL	.415	44	164	44	*68	16	2	+13	+59	0	*4	5	26	29	3	0	+497	+.774	1
19	Peoria	Midwest	.183	21	71	5	13	1	0	0	5	0	0	1	5	15	0	0	.247	.197	4
	Johnson City	Appy	.254	37	130	14	33	11	0	2	13	0	0	3	13	32	3	2	.336	.385	7
20	DID NOT PLAY -- NO MiLB SEASON																				
21	Peoria	HIA-C	.285	35	137	18	39	10	2	3	20	0	0	3	11	27	5	2	.351	.453	4
	Springfield	AA-C	.257	54	202	28	52	5	0	6	19	0	0	1	21	44	2	1	.330	.371	12
Minor League Totals			.291	191	704	109	205	43	4	24	116	0	4	13	76	147	13	5	.369	.466	28

OLIVER, Ronny

RHP

Height - 6'2 **Bats** - R **Born** - 1/1/2004 at Higuey, Dominican Republic
Weight - 155 **Throws** - R **Resides** - Higuey, Dominican Republic

HOW OBTAINED - Signed by the Cardinals as an International free agent on 6/12/2021

YR	CLUB	LG	W-L	ERA	G	GS	CG	SHO	SV	IP	H	R	ER	HR	HB	BB	SO	WP	BK
21	DSL Cardinals Blue	DSL	1-3	6.40	13	9	0	0	0	32.1	33	25	23	2	6	27	36	6	*3

ORECCHIA, Jesus A.

C/1B

Height - 6'1 **Bats** - R **Born** - 4/22/2001 at Maracay, Venezuela
Weight - 218 **Throws** - R **Resides** - Aragua, Venezuela

HOW OBTAINED - Signed by the Cardinals as an International free agent on 7/2/2017

CAREER NOTES - CAREER: Has thrown out 28.8% (46 CS/160 SB ATT) of attempted base stealers. **2019:** Threw out 30.1% (28 CS/93 SB ATT) of attempted base stealers. **2018:** Threw out 26.9% (18 CS/67 SB ATT) of attempted base stealers.

YR	CLUB	LG	AVG	G	AB	R	H	2B	3B	HR	RBI	SH	SF	HP	BB	SO	SB	CS	OBP	SLG	E
18	DSL Cardinals Red	DSL	.172	42	134	14	23	7	0	0	13	0	1	1	13	37	0	0	.248	.224	6
19	DSL Cardinals Red	DSL	.186	41	140	17	26	3	1	1	18	1	1	1	18	24	1	0	.281	.243	7
	DSL Cardinals Blue	DSL	.333	3	6	2	2	2	0	0	0	0	0	2	1	0	0	0	.500	.667	0
20	DID NOT PLAY -- NO MiLB SEASON																				
21	FCL Cardinals	FCL	.229	23	48	7	11	2	0	1	9	0	*2	0	8	12	0	0	.328	.333	3
Minor League Totals			.189	109	328	40	62	14	1	2	40	1	4	2	41	74	1	0	.280	.256	16

* Led Team + Led League

MINOR LEAGUE PLAYERS

**ORTEGA, Wilmer****RHP****Height** - 6'1 **Bats** - R **Born** - 4/4/2001 at San Felipe, Venezuela**Weight** - 169 **Throws** - R **Resides** - San Felipe, Venezuela**HOW OBTAINED** - Signed by the Cardinals as an International free agent on 04/18/2019**CAREER NOTES** - 2019: Was 8th-Toughest to HR off (116.5 TBF/HR) among Cardinals minor league pitchers.

YR	CLUB	LG	W-L	ERA	G	GS	CG	SHO	SV	IP	H	R	ER	HR	HB	BB	SO	WP	BK
19	DSL Cardinals Blue	DSL	*5-0	2.77	12	*12	0	0	0	55.1	49	23	17	1	*9	17	39	9	1
20	DID NOT PITCH -- NO MiLB SEASON																		
21	DSL Cardinals Blue	DSL	0-3	4.85	11	11	0	0	0	39.0	35	27	21	2	*6	*26	39	*12	0
Minor League Totals			5-3	3.63	23	23	0	0	0	94.1	84	50	38	3	15	43	78	21	1

ORTÍZ, Luis G.**RHP****Height** - 6'3 **Bats** - R **Born** - 7/23/2000 at San Pedro de Macoris, Dominican Republic**Weight** - 179 **Throws** - R **Resides** - San Pedro de Macoris, Dominican Republic**HOW OBTAINED** - Signed by the Cardinals as an International free agent on 5/21/2018**CAREER NOTES** - 2022: Was one of seven members of the third high school graduating class at the Cardinals Dominican Academy.

YR	CLUB	LG	W-L	ERA	G	GS	CG	SHO	SV	IP	H	R	ER	HR	HB	BB	SO	WP	BK
18	DSL Cardinals Red	DSL	2-4	5.81	14	11	0	0	1	52.2	66	*46	34	1	5	18	44	1	*2
19	DSL Cardinals Blue	DSL	0-1	1.74	3	2	0	0	0	10.1	11	6	2	0	0	2	10	1	0
	GCL Cardinals	GCL	1-3	3.43	5	3	0	0	1	21.0	26	18	8	3	2	9	15	3	1
	Johnson City	Appy	0-4	10.73	7	6	0	0	0	24.1	46	34	29	4	4	13	16	0	0
20	DID NOT PITCH -- NO MiLB SEASON																		
21	Palm Beach	LoA-SE	2-4	6.68	*33	0	0	0	1	60.2	71	54	45	4	7	47	75	13	*11
Minor League Totals			5-16	6.28	62	22	0	0	3	169.0	220	158	118	12	18	89	160	18	14

OTAMENDI, Hansel**OF****Height** - 5'9 **Bats** - R **Born** - 2/15/2002 at Havana, Cuba**Weight** - 180 **Throws** - R **Resides** - Havana, Cuba**HOW OBTAINED** - Signed by the Cardinals as an International free agent on 4/17/2019**CAREER NOTES** - 2019: Ranked 9th among Cardinals minor league players with a .386 on-base percentage.

YR	CLUB	LG	AVG	G	AB	R	H	2B	3B	HR	RBI	SH	SF	HP	BB	SO	SB	CS	OBP	SLG	E
19	DSL Cardinals Blue	DSL	.237	*57	194	39	46	7	2	0	20	1	5	7	*43	23	10	2	.386	.294	1
20	DID NOT PLAY -- NO MiLB SEASON																				
21	FCL Cardinals	FCL	.296	28	98	15	29	4	*2	1	15	0	0	1	9	22	*7	3	.361	.408	2
Minor League Totals			.257	85	292	54	75	11	4	1	35	1	5	8	52	45	17	5	.378	.332	3

PANIAGUA, Inohan**RHP****Height** - 6'1 **Bats** - R **Born** - 2/6/2000 at Bonao, Dominican Republic**Weight** - 151 **Throws** - R **Resides** - Bonao, Dominican Republic**HOW OBTAINED** - Signed by the Cardinals as an International free agent on 12/22/2017**CAREER NOTES** - 2018: Allowed five runs over 3.2 innings striking out five batters in his lone DSL playoffs start.

YR	CLUB	LG	W-L	ERA	G	GS	CG	SHO	SV	IP	H	R	ER	HR	HB	BB	SO	WP	BK
18	DSL Cardinals Blue	DSL	3-3	3.77	14	*14	0	0	0	57.1	53	29	24	*3	7	16	51	3	0
19	GCL Cardinals	GCL	2-5	5.98	11	*9	0	0	0	49.2	59	*40	*33	3	6	16	47	8	0
	State College	NY-Penn	0-0	10.13	2	2	0	0	0	5.1	7	6	6	0	0	6	1	1	0
20	DID NOT PITCH -- NO MiLB SEASON																		
21	Palm Beach	LoA-SE	4-1	3.88	16	5	0	0	*2	46.1	37	24	20	3	7	19	62	7	3
Minor League Totals			9-9	4.71	43	30	0	0	2	158.2	156	99	83	9	20	57	161	19	3

* Led Team

+ Led League



PARSONS, Tommy

RHP

Height - 6'3 Bats - R Born - 9/1/1995 at Columbus, OH
 Weight - 205 Throws - R Resides - New Albany, OH

SCHOOL - Adrian College (MI)

HOW OBTAINED - Signed by the Cardinals as a non-drafted free agent on 6/12/2018

CAREER NOTES - **2021**: Non-roster invitee to Major League Spring Training. **2020**: Non-roster invitee to Major League Spring Training... listed as having the "Best Control" in the Cardinals organization entering the season by Baseball America's "Best Tools" survey. **2019**: Named Midwest League Player of the Month (April) and Midwest League Pitcher of the Week (April 8-14 & 22-28)...led all Cardinals minor leaguers in innings pitched (165.2), complete games (2), and shutouts (1, T1st), while ranking in the Top 10 in wins (11, T2nd), strikeouts (148, 3rd) and starts (27, 3rd)...struck out a career-high 12 vs. Lakeland on June 3, allowing just one single over 8.0 shutout innings. **2018**: Appalachian League Post-Season All-Star. **COLLEGE**: Three-time Michigan Intercollegiate Athletic Association Pitcher of the Year at Division III powerhouse Adrian College...was 40-4 with a 2.21 ERA and 24 complete games out of 44 career starts with 29 starts of 7.0 innings or more...threw a no-hitter vs. Olivet on 3/25/2016. **MISC**: Graduated from New Albany HS, located outside of Columbus, Ohio.

YR	CLUB	LG	W-L	ERA	G	GS	CG	SHO	SV	IP	H	R	ER	HR	HB	BB	SO	WP	BK
18	Johnson City	Appy	*5-1	3.00	13	9	+1	+1	1	57.0	59	23	19	7	0	10	43	2	0
19	Peoria	Midwest	4-0	0.26	5	5	*1	+1	0	35.0	14	1	1	1	0	5	26	3	0
	Palm Beach	FSL	3-2	2.13	7	7	1	0	0	42.1	41	14	10	1	0	7	39	1	0
	Springfield	Texas	4-6	5.29	14	14	0	0	0	83.1	91	50	49	+26	0	13	77	2	2
	Memphis	PCL	0-1	9.00	1	1	0	0	0	5.0	7	5	5	2	1	2	6	0	0
20	DID NOT PITCH -- NO MiLB SEASON																		
21	Memphis	AAA-E	2-6	5.86	24	9	0	0	1	73.2	84	48	48	*19	0	24	70	3	0
Minor League Totals			18-16	4.01	64	45	3	2	2	296.1	296	141	132	56	1	61	261	11	2

PENA, Yordarlin

OF

Height - 6'3 Bats - R Born - 9/17/2004 at Santo Domingo, Dominican Republic
 Weight - 177 Throws - R Resides - Santo Domingo, Dominican Republic

HOW OBTAINED - Signed by the Cardinals as an International free agent on 1/15/2022

YR	CLUB	LG	AVG	G	AB	R	H	2B	3B	HR	RBI	SH	SF	HP	BB	SO	SB	CS	OBP	SLG	E
2022 WILL BE HIS FIRST PROFESSIONAL SEASON																					

PERALTA, Juan

RHP

Height - 6'2 Bats - R Born - 8/9/2002 at Hildago, TX
 Weight - 175 Throws - R Resides - Hildago, TX

HOW OBTAINED - Signed by the Cardinals as an International free agent on 6/14/2019

CAREER NOTES - **2021**: Led all Cardinals minor league pitchers in ERA (1.01) and WHIP (0.86) and ranked 5th in opp. average (.186) and T-4th in SO/BB ratio (5.40).

YR	CLUB	LG	W-L	ERA	G	GS	CG	SHO	SV	IP	H	R	ER	HR	HB	BB	SO	WP	BK
19	DSL Cardinals Blue	DSL	1-1	5.85	12	1	0	0	1	20.0	30	18	13	2	0	4	11	2	0
20	DID NOT PITCH -- NO MiLB SEASON																		
21	FCL Cardinals	FCL	1-0	1.08	8	0	0	0	0	8.1	5	2	1	1	0	2	10	0	0
	DSL Cardinals Blue	DSL	1-0	0.98	13	0	0	0	*3	18.1	13	2	2	0	0	3	17	3	0
Minor League Totals			3-1	3.09	33	1	0	0	4	46.2	48	22	16	3	0	9	38	5	0

* Led Team + Led League

MINOR LEAGUE PLAYERS

**PEREIRA, Wilfredo****RHP****Height** - 6'0 **Bats** - R **Born** - 4/26/1999 at Puerto Armuelles, Panama**Weight** - 209 **Throws** - R **Resides** - Puerto Armuelles, Panama**HOW OBTAINED** - Signed by the Cardinals as an International free agent on 3/19/2016

CAREER NOTES - 2021: Cardinals Minor League Pitcher of the Month (July)...Ranked among Cardinals minor league pitchers in innings pitched (97.1, 7th) and strikeouts (115, 5th)...lead all High-A Central pitchers in ERA. **2019:** Ranked 8th among Cardinals minor league pitchers with a 1.07 WHIP. **2017:** Ranked 8th among Cardinals minor league pitchers in Toughest to HR off (190 TBF/HR).

YR	CLUB	LG	W-L	ERA	G	GS	CG	SHO	SV	IP	H	R	ER	HR	HB	BB	SO	WP	BK
16	DSL Cardinals	DSL	2-1	2.27	18	0	0	0	0	35.2	40	13	9	0	2	7	27	1	0
17	DSL Cardinals	DSL	1-7	3.16	12	10	0	0	0	51.1	51	21	18	1	2	20	38	1	1
18	DSL Cardinals Red	DSL	0-0	1.64	2	2	0	0	0	11.0	10	5	2	0	1	1	11	0	0
	GCL Cardinals	GCL	3-4	5.53	11	7	0	0	0	42.1	53	*33	*26	4	1	17	27	*6	0
19	Johnson City	Appy	2-1	2.42	11	1	0	0	2	26.0	21	9	7	5	1	7	21	1	0
	Peoria	Midwest	1-0	2.45	7	0	0	0	0	25.2	21	7	7	0	0	6	28	3	1
20	DID NOT PITCH -- NO MiLB SEASON																		
21	Peoria	HiA-C	3-8	+3.33	29	13	0	0	1	97.1	76	44	36	9	2	40	115	6	0
Minor League Totals			12-21	3.27	90	33	0	0	3	289.1	272	132	105	19	9	98	267	18	2

PEREZ, Marcelo**SS****Height** - 6'2 **Bats** - R **Born** - 1/7/2004 at Santo Domingo Centro, Dominican Republic**Weight** - 181 **Throws** - R **Resides** - Santo Domingo Oeste, Dominican Republic**HOW OBTAINED** - Signed by the Cardinals as an International free agent on 1/15/2021

YR	CLUB	LG	AVG	G	AB	R	H	2B	3B	HR	RBI	SH	SF	HP	BB	SO	SB	CS	OBP	SLG	E
21	DSL Cardinals Red	DSL	.144	37	111	19	16	4	0	0	3	0	0	2	24	34	0	0	.307	.180	7

PIKE, Tyler**LHP****Height** - 6'1 **Bats** - L **Born** - 1/26/1994 at Winter Haven, FL**Weight** - 198 **Throws** - L **Resides** - Sebring, FL**HOW OBTAINED** - Signed by the Cardinals as a minor league free agent on 5/30/2021

CAREER NOTES - 2017: Florida State League Mid-Season All-Star. **2015:** Named to the Mariners organizational All-Star Team by MiLB.com. **2014:** California League Pitcher of the Week (May 26-June 1)...entered the season rated as the No. 16 prospect in the Mariners organization by *Baseball America*. **2013:** Midwest League Mid-Season and Postseason All-Star...entered the season rated as the No. 14 prospect in the Mariners organization by *Baseball America*. **2012:** Arizona League Postseason All-Star.

MISC: Drafted by the Seattle Mariners in the 3rd round of the 2012 MLB Draft.

YR	CLUB	LG	W-L	ERA	G	GS	CG	SHO	SV	IP	H	R	ER	HR	HB	BB	SO	WP	BK
12	AZL Mariners	AZL	2-1	1.78	11	11	0	0	0	50.2	34	13	10	1	5	21	57	4	0
13	Clinton	Midwest	7-4	2.37	22	22	0	0	0	110.1	73	41	29	5	1	57	90	5	0
14	High Desert	Calif.	2-4	5.72	14	14	0	0	0	61.1	56	44	39	10	7	46	57	6	0
	Jackson	Southern	3-4	7.35	13	13	0	0	0	49.0	57	42	40	5	8	34	33	9	0
15	Jackson	Southern	0-2	4.91	3	3	0	0	0	11.0	11	7	6	0	1	12	7	1	0
	Bakersfield	Calif.	6-6	4.26	25	25	0	0	0	122.2	119	74	58	18	6	63	114	12	1
16	Bakersfield	Calif.	6-5	4.01	25	25	0	0	0	125.2	99	59	56	11	6	68	134	12	0
17	Florida	FSL	5-2	2.20	12	12	0	0	0	69.2	56	21	17	2	1	27	68	5	0
	Mississippi	Southern	0-9	4.58	15	15	1	0	0	74.2	62	45	38	3	3	63	86	5	1
18	Mississippi	Southern	0-4	5.87	20	1	0	0	0	30.2	21	23	20	1	2	40	34	14	0
19	Fargo-Moorhead	Amer.	8-3	3.19	15	15	0	0	0	87.1	82	35	31	6	1	34	92	12	0
20	Fargo-Moorhead	Amer.	4-5	3.88	12	12	0	0	0	69.2	76	38	30	5	1	31	87	7	0
21	Fargo-Moorhead	Amer.	0-0	2.25	2	2	0	0	0	12.0	11	3	3	1	1	2	16	0	0
	Springfield	AA-C	4-4	4.85	15	10	*1	0	0	68.2	80	45	37	5	2	16	68	2	0
Independent League Totals			12-8	3.41	29	29	0	0	0	169.0	169	76	64	12	3	67	195	19	0
Minor League Totals			35-45	4.07	175	151	2	0	0	774.1	668	414	350	61	42	447	748	75	2

* Led Team

+ Led League



MINOR LEAGUE PLAYERS

PINDER, Chase

OF

Height - 5'11 Bats - R Born - 3/16/1996 at Poquoson, VA
Weight - 184 Throws - R Resides - Poquoson, VA

SCHOOL - Clemson University

HOW OBTAINED - Cardinals 7th round selection (214th overall) in the June 2017 First-Year Player Draft

CAREER NOTES - 2019: Participated in early workouts and seminars as part of the Cardinals Spring Training Early Program (S.T.E.P.) 2018: Tied for 7th among Cardinals minor leaguers with 48 walks...ran off a 20-game on-base streak (7/1-23) with an on-base pct. of .456 during the stretch. 2017: Ranked 8th in the Appalachian League in batting (.320) and 2nd in slugging... ranked 3rd among Cardinals minor leaguers in batting (.320) and 2nd in OPS (.880).

MISC: Older brother, Chad, is an infielder in Oakland's organization...his father Chris, played college baseball at Florida State and Virginia Commonwealth.

YR	CLUB	LG	AVG	G	AB	R	H	2B	3B	HR	RBI	SH	SF	HP	BB	SO	SB	CS	OBP	SLG	E	
17	Johnson City	Appy	.320	50	169	35	34	9	1	3	21	1	1	7	31	39	5	3	.442	.438	0	
18	Palm Beach	FSL	.252	78	278	37	70	13	2	4	30	2	2	3	44	62	3	5	.358	.356	1	
	Springfield	Texas	.267	11	30	2	8	0	0	0	1	0	0	0	4	7	0	0	.353	.267	0	
19	Palm Beach	FSL	.202	73	242	31	49	7	0	4	21	*4	3	8	32	72	1	3	.312	.281	2	
	Springfield	Texas	.160	14	50	4	8	0	0	0	1	1	0	0	5	19	0	0	.236	.160	2	
20	DID NOT PLAY -- NO MiLB SEASON																					
21	Springfield	AA-C	.226	18	53	10	12	1	0	2	4	0	0	1	9	13	0	0	.349	.358	0	
	FCL Cardinals	FCL	.182	5	11	3	2	1	0	1	1	0	0	2	4	0	0	0	.471	.545	0	
Minor League Totals			.244	249	833	122	203	31	3	14	79	8	6	21	129	212	9	11	.357	.339	5	

PINO, Luis

OF

Height - 5'11 Bats - R Born - 2/7/2004 at Matanzas, Cuba
Weight - 175 Throws - R Resides - Matanzas, Cuba

HOW OBTAINED - Signed by the Cardinals as an International free agent on 4/14/2021

CAREER NOTES - 2021: Collected a career-high four hits on 9/10 at DSL Rockies

YR	CLUB	LG	AVG	G	AB	R	H	2B	3B	HR	RBI	SH	SF	HP	BB	SO	SB	CS	OBP	SLG	E
21	DSL Cardinals Blue	DSL	.247	42	146	18	36	7	0	*6	19	0	1	*10	17	52	1	2	.362	*.418	1

POPE, Bryan

RHP

Height - 6'2 Bats - R Born - 1/27/1999 at Mission Viejo, CA
Weight - 190 Throws - R Resides - Ladera Ranch, CA

SCHOOL - California Baptist University

HOW OBTAINED - Signed by the Cardinals as a non-drafted minor league free agent on 7/22/2021

CAREER NOTES - COLLEGE: Named All-WAC Second Team in 2021 after he tied for second in the conference with 8 wins and ranked fifth with 75 strikeouts for California Baptist University...went 3-1 with a 2.84 ERA and 0.84 WHIP through 4 starts in 2020...struck out 14 batters and walked 2 in 13.2 innings across 16 relief appearances in 2019.

YR	CLUB	LG	W-L	ERA	G	GS	CG	SHO	SV	IP	H	R	ER	HR	HB	BB	SO	WP	BK
21	FCL Cardinals	FCL	0-0	1.04	7	0	0	0	0	8.2	11	4	1	1	0	1	9	0	0

PORTILLO, Reiny

RHP

Height - 6'3 Bats - R Born - 1/14/2001 at Los Puertos de Altigracia, Venezuela
Weight - 180 Throws - R Resides - Los Puertos de Altigracia, Venezuela

HOW OBTAINED - Signed by the Cardinals as an International free agent on 7/28/2018

CAREER NOTES - 2019: Ranked 4th among Cardinals minor league pitchers in ERA (2.87) and opponent BA (.219).

YR	CLUB	LG	W-L	ERA	G	GS	CG	SHO	SV	IP	H	R	ER	HR	HB	BB	SO	WP	BK	
19	DSL Cardinals Blue	DSL	2-4	2.87	12	*12	0	0	0	*59.2	49	23	19	3	5	20	*56	6	0	
20	DID NOT PITCH -- NO MiLB SEASON																			
21	Palm Beach	LoA-SE	1-1	8.53	4	0	0	0	0	6.1	6	7	6	1	0	10	8	0	0	
	FCL Cardinals	FCL	1-6	7.51	12	9	0	0	1	38.1	36	*37	*32	5	5	*27	40	5	*3	
Minor League Totals			4-11	4.92	28	21	0	0	1	104.1	91	67	57	9	10	57	104	11	3	

* Led Team + Led League

MINOR LEAGUE PLAYERS



PRATER, Levi

LHP

Height - 6'1 Bats - S Born - 6/20/1999 at Ada, OK
 Weight - 200 Throws - L Resides - Ada, OK

SCHOOL - University of Oklahoma

HOW OBTAINED - Cardinals 3rd round selection (93rd overall) in the June 2020 First-Year Player Draft

CAREER NOTES - 2021: Ranked among Cardinals minor league pitchers in strikeouts (104, 7th) and SO/9 IP (13.7, 2nd)... finished 4th in strikeouts among Low-A Southeast pitchers...entered the season rated as the No. 26 prospect in the Cardinals organization by *Baseball America*. COLLEGE: Over 53 career college appearances posted an 11-8 record with a 3.56 ERA and 194 strikeouts over 154.1 innings pitched. PREP: Led Byng (Okla.) High School to its 2017 4A State Championship while winning Oklahoma 4A Conference Player of the Year award his senior season.

MISC: Lost three fingers on his right (non-throwing) hand in a lawnmower accident as a child.

YR	CLUB	LG	W-L	ERA	G	GS	CG	SHO	SV	IP	H	R	ER	HR	HB	BB	SO	WP	BK
21	Palm Beach	LoA-SE	1-9	6.72	24	16	0	0	0	68.1	63	60	51	*13	9	*68	*104	9	1

RALSTON, Jack

RHP

Height - 6'6 Bats - R Born - 8/13/1997 at Panorama City, CA
 Weight - 230 Throws - R Resides - Newhall, CA

SCHOOL - University of California-Los Angeles

HOW OBTAINED - Cardinals 7th round selection (215th overall) in the June 2019 First-Year Player Draft.

CAREER NOTES - 2021: Ranked among Cardinals minor league pitchers in strikeouts (101, 10th), opp. average (.171, 3rd) and SO/9 IP (13.6, 3rd). 2019: Ranked T9th among Cardinals minor league pitchers with five saves. COLLEGE: Dick Howser Trophy Semi-finalist in 2019...All-Pac 12 Pitching Honors...was the first Bruins 10-game winner since 2015...pitched out of the bullpen for the 2018 Cape Cod League Champion Wareham Gatemen...was 11-1 with a 2.55 ERA over 95.1 innings striking out 107 batters...won his first 11 games in 2019 before a loss to Loyola Marymount in the Los Angeles NCAA Regional.

YR	CLUB	LG	W-L	ERA	G	GS	CG	SHO	SV	IP	H	R	ER	HR	HB	BB	SO	WP	BK
19	State College	NY-Penn	1-0	1.07	17	0	0	0	*5	25.1	12	4	3	0	0	7	26	1	3
20	DID NOT PITCH -- NO MiLB SEASON																		
21	Peoria	HiA-C	2-5	3.49	28	11	0	0	2	67.0	41	28	26	4	1	36	101	9	0
Minor League Totals			3-5	2.83	45	11	0	0	7	92.1	53	32	29	4	1	43	127	10	3

RAMIREZ, Brayán

RHP

Height - 6'4 Bats - R Born - 9/29/2001 at Cartagena, Colombia
 Weight - 200 Throws - R Resides - Cartagena, Colombia

HOW OBTAINED - Signed by the Cardinals as an International free agent on 7/2/2019

YR	CLUB	LG	W-L	ERA	G	GS	CG	SHO	SV	IP	H	R	ER	HR	HB	BB	SO	WP	BK
19	DSL Cardinals Red	DSL	1-1	3.31	10	1	0	0	0	16.1	13	16	6	1	3	21	17	9	0
20	DID NOT PITCH -- NO MiLB SEASON																		
21	DSL Cardinals Red	DSL	0-5	7.01	11	10	0	0	0	34.2	40	31	27	2	5	21	29	7	*1
Minor League Totals			1-6	5.82	21	11	0	0	0	51.0	53	47	33	3	8	42	46	16	1

RAMOS, Jeremy

OF

Height - 6'3 Bats - R Born - 4/4/2003 at Moca, Dominican Republic
 Weight - 173 Throws - R Resides - Espaillat, Dominican Republic

HOW OBTAINED - Signed by the Cardinals as an International free agent on 7/2/2019

CAREER NOTES - 2022: Was one of seven members of the third high school graduating class at the Cardinals Dominican Academy. 2021: Led all DSL Cardinals players with 13 stolen bases (T-7th among all Cardinals minor leaguers).

YR	CLUB	LG	AVG	G	AB	R	H	2B	3B	HR	RBI	SH	SF	HP	BB	SO	SB	CS	OBP	SLG	E
20	DID NOT PLAY -- NO MiLB SEASON																				
21	DSL Cardinals Red	DSL	*.310	37	116	25	36	*10	2	2	25	0	0	3	12	39	*13	2	.389	.483	6

* Led Team

+ Led League

MINOR LEAGUE PLAYERS



RAPOSO, Nick

C

Height - 5'10 Bats - R Born - 6/3/1998 at Providence, RI
Weight - 200 Throws - R Resides - Johnston, RI

SCHOOL - Wheaton College (MA)

HOW OBTAINED - Signed by the Cardinals as a non-drafted minor league free agent on 6/15/2020

YR	CLUB	LG	AVG	G	AB	R	H	2B	3B	HR	RBI	SH	SF	HP	BB	SO	SB	CS	OBP	SLG	E
20	DID NOT PLAY -- NO MiLB SEASON																				
21	Springfield	AA-C	.267	42	116	19	31	4	2	1	12	1	1	2	17	27	1	0	.368	.362	5

REDMOND, Chandler

INF/OF

Height - 6'1 Bats - L Born - 1/9/1997 at Middletown, MD
Weight - 228 Throws - R Resides - Middletown, MD

SCHOOL - Gardner-Webb University

HOW OBTAINED - Cardinals 32nd round selection (965th overall) in the June 2019 First-Year Player Draft

CAREER NOTES - 2021: High-A Central Player of the Week (May 24-30)...Ranked among Cardinals minor league leaders in slugging pct. (.474, 9th), doubles (20, T-10th), home runs (18, 5th), RBI (59, 9th) and walks (46, T-7th). 2019: Appeared in the Appalachian League Top 10 in home runs (12, T3rd), RBI (40, 7th), on-base pct. (.382, 7th), slugging (.552, 3rd), OPS (.935, 3rd) and total bases (100, T5th)...ranked 3rd among Cardinals minor leaguers in slugging (.552) and 3rd in OPS (.935)...batted .316 (6-19) with 3 HR and 6 RBI in the Appalachian League playoffs. COLLEGE: Named 2019 Big South Conference Player of the Year leading the league with 18 home runs, 59 RBI and a .660 slugging percentage...ranked T-19th in NCAA Division I in home runs and T-33rd in slugging percentage during the 2019 season...set the school record for single-season (18) and career (50) home runs...had three multi-home run games during the 2019 season and six total in his career.

YR	CLUB	LG	AVG	G	AB	R	H	2B	3B	HR	RBI	SH	SF	HP	BB	SO	SB	CS	OBP	SLG	E
19	Johnson City	Apy	.287	54	181	37	52	12	0	*12	*40	0	2	4	*25	55	4	2	.382	.552	3
20	DID NOT PLAY -- NO MiLB SEASON																				
21	Peoria	HiA-C	.234	63	222	33	52	11	0	*13	34	0	1	5	35	88	3	1	.350	.459	5
	Springfield	AA-C	.303	32	122	13	37	9	0	5	25	0	0	0	11	50	0	1	.361	.500	6
Minor League Totals			.269	149	525	83	141	32	0	30	99	0	3	9	71	193	7	4	.363	.501	14

REICHENBORN, Tyler

OF

Height - 5'10 Bats - R Born - 7/23/1998 at Saint Louis Park, MN
Weight - 169 Throws - R Resides - Saint Louis Park, MN

SCHOOL - Tennessee Wesleyan University

HOW OBTAINED - Signed by the Cardinals as a non-drafted minor league free agent on 7/16/2019

YR	CLUB	LG	AVG	G	AB	R	H	2B	3B	HR	RBI	SH	SF	HP	BB	SO	SB	CS	OBP	SLG	E
19	GCL Cardinals	GCL	.250	21	68	9	17	2	*3	3	8	0	*3	3	10	15	1	*5	.357	.500	0
	Palm Beach	FSL	.400	3	10	2	4	1	0	1	3	0	0	0	1	1	0	0	.455	.800	0
20	DID NOT PLAY -- NO MiLB SEASON																				
21	Peoria	HiA-C	.207	81	276	30	57	19	2	6	29	0	*2	7	30	86	6	6	.298	.355	7
Minor League Totals			.220	105	354	41	78	22	5	10	40	0	5	10	41	102	7	11	.315	.395	7

REYES, William

RHP

Height - 6'2 Bats - R Born - 1/29/2002 at Higuey, Dominican Republic
Weight - 161 Throws - R Resides - Higuey, Dominican Republic

HOW OBTAINED - Signed by the Cardinals as an International free agent on 1/7/2020

YR	CLUB	LG	W-L	ERA	G	GS	CG	SHO	SV	IP	H	R	ER	HR	HB	BB	SO	WP	BK
20	DID NOT PITCH -- NO MiLB SEASON																		
21	DID NOT PITCH -- INJURY																		

REYNOSO, Elias

SS

Height - 5'10 Bats - R Born - 11/25/2003 at Santo Domingo Centro, Dominican Republic
Weight - 158 Throws - R Resides - Santo Domingo Centro, Dominican Republic

HOW OBTAINED - Signed by the Cardinals as an International free agent on 1/15/2021

YR	CLUB	LG	AVG	G	AB	R	H	2B	3B	HR	RBI	SH	SF	HP	BB	SO	SB	CS	OBP	SLG	E
21	DSL Cardinals Red	DSL	.155	40	129	30	20	6	1	0	7	0	1	2	*36	47	9	1	.345	.217	*18

* Led Team + Led League

MINOR LEAGUE PLAYERS

**REYNOSO, Francis****1B**

Height - 6'5 Bats - R Born - 12/26/2002 at Santo Domingo, Dominican Republic
 Weight - 206 Throws - R Resides - Santo Domingo, Dominican Republic
HOW OBTAINED - Signed by the Cardinals as an International free agent on 7/2/2019

YR	CLUB	LG	AVG	G	AB	R	H	2B	3B	HR	RBI	SH	SF	HP	BB	SO	SB	CS	OBP	SLG	E
21	DSL Cardinals Red	DSL	.195	36	113	10	22	5	0	3	20	0	0	3	15	49	0	3	.305	.319	1

RICHARD, Yordy**RHP**

Height - 6'1 Bats - R Born - 8/27/2002 at Guayubin, Dominican Republic
 Weight - 192 Throws - R Resides - Guayubin, Dominican Republic
HOW OBTAINED - Signed by the Cardinals as an International free agent on 3/26/2019

CAREER NOTES - 2022: Was one of seven members of the third high school graduating class at the Cardinals Dominican Academy. **2021:** Named FCL Pitcher of the Week (July 19-25).

YR	CLUB	LG	W-L	ERA	G	GS	CG	SHO	SV	IP	H	R	ER	HR	HB	BB	SO	WP	BK	
19	DSL Cardinals Blue	DSL	4-0	4.31	12	8	0	0	0	48.0	46	26	23	3	5	21	43	3	0	
20	DID NOT PITCH -- NO MiLB SEASON																			
21	FCL Cardinals	FCL	*3-6	4.27	12	*11	0	0	0	*46.1	*51	28	22	*6	*6	9	48	1	0	
	Palm Beach	LoA-SE	1-2	8.59	9	0	0	0	0	14.2	23	17	14	2	1	11	16	2	0	
Minor League Totals			8-8	4.87	33	19	0	0	0	109.0	120	71	59	11	12	41	107	6	0	

RICHARDSON, Zade**C**

Height - 6'0 Bats - R Born - 5/10/2000 at New Richmond, OH
 Weight - 184 Throws - R Resides - New Richmond, OH
SCHOOL - Wabash Valley College (IL)

HOW OBTAINED - Cardinals 22nd round selection (665th overall) in the June 2019 First-Year Player Draft.

CAREER NOTES - 2019: Threw out 23.8% (5 CS/21 SB ATT) of attempted base stealers. **COLLEGE:** Helped Wabash Valley to the JUCO World Series batting .385 with 6 HR and 56 RBI, ranking 6th in the GRAC in RBI.

YR	CLUB	LG	AVG	G	AB	R	H	2B	3B	HR	RBI	SH	SF	HP	BB	SO	SB	CS	SLG	OBP	E
19	GCL Cardinals	GCL	.191	22	68	8	13	4	0	1	4	0	2	12	27	1	1	.329	.294	2	
20	DID NOT PLAY -- NO MiLB SEASON																				
21	Peoria	HIA-C	.180	73	245	40	44	7	1	12	37	0	*13	38	94	2	1	.321	.363	13	
Minor League Totals			.182	95	313	48	57	11	1	13	41	0	0	15	50	121	3	2	.323	.348	15

RINCÓN, Hancel**RHP**

Height - 6'2 Bats - R Born - 4/28/2002 at Los Llanos, Dominican Republic
 Weight - 161 Throws - R Resides - Los Llanos, Dominican Republic

HOW OBTAINED - Signed by the Cardinals as an International free agent on 1/26/2019

CAREER NOTES - 2021: Ranked among Cardinals minor league pitchers in ERA (1.84, 3rd), WHIP (1.06, 7th), opp. average (.188, 6th) and Toughest to HR off (200 TBF/HR, 6th).

YR	CLUB	LG	W-L	ERA	G	GS	CG	SHO	SV	IP	H	R	ER	HR	HB	BB	SO	WP	BK	
19	DSL Cardinals Blue	DSL	0-0	0.00	1	0	0	0	0	3.0	1	0	0	0	0	3	1	0		
	DSL Cardinals Red	DSL	1-5	3.99	14	9	0	0	0	47.1	46	27	21	2	3	19	38	14	1	
20	DID NOT PITCH -- NO MiLB SEASON																			
21	DSL Cardinals Blue	DSL	0-2	*1.84	11	11	0	0	0	49.0	33	14	10	1	4	19	55	5	0	
Minor League Totals			1-7	2.81	26	20	0	0	0	99.1	80	41	31	3	7	38	96	20	1	

RIVAS, Jeremy**SS**

Height - 6'0 Bats - R Born - 3/4/2003 at Valencia, Venezuela
 Weight - 172 Throws - R Resides - Valencia, Venezuela

HOW OBTAINED - Signed by the Cardinals as an International free agent on 7/2/2019

CAREER NOTES - 2021: Finished 2nd in hits among FCL hitters.

YR	CLUB	LG	AVG	G	AB	R	H	2B	3B	HR	RBI	SH	SF	HP	BB	SO	SB	CS	OBP	SLG	E
21	FCL Cardinals	FCL	.271	*48	*177	*22	*48	7	1	0	16	0	*2	*6	15	32	6	*5	.345	.322	*13

* Led Team

+ Led League



MINOR LEAGUE PLAYERS

ROACH, Dalton

RHP

Height - 6'2 Bats - R Born - 4/8/1996 at Eau Claire, WI
Weight - 210 Throws - R Resides - Eau Claire, WI

SCHOOL - Minnesota State University-Mankato

HOW OBTAINED - Signed by the Cardinals as a minor league free agent on 6/17/2019

CAREER NOTES - 2021: Ranked among Cardinals minor league pitchers in innings pitched (114.2, 4th), games started (19, T-6th), wins (7, T-2nd) and strikeouts (119, 3rd)...finished T2nd in wins and 4th in strikeouts among Double-A Central pitchers.

MISC: Was bitten on his back by a black bear while hunting in Wisconsin in October 2021.

YR	CLUB	LG	W-L	ERA	G	GS	CG	SHO	SV	IP	H	R	ER	HR	HB	BB	SO	WP	BK
18	River City	Frontier	1-3	4.66	11	5	0	0	0	36.2	37	19	19	7	0	13	42	2	0
19	River City	Frontier	4-0	1.13	5	5	1	0	0	32.0	17	4	4	4	2	6	37	1	0
	Johnson City	Appy	1-0	5.64	4	4	0	0	0	22.1	21	15	14	4	0	3	21	0	0
	State College	NY-Penn	1-0	2.45	2	2	0	0	0	11.0	8	4	3	2	1	4	16	0	0
	Peoria	Midwest	1-1	3.71	6	6	0	0	0	34.0	30	16	14	0	2	15	34	0	0
20	DID NOT PITCH -- NO MiLB SEASON																		
21	Springfield	AA-C	*7-10	5.65	24	19	0	0	0	*114.2	*135	76	72	*27	3	*45	*119	3	0
Independent League Totals			5-3	3.01	16	10	1	0	0	68.2	54	23	23	11	2	19	79	3	0
Minor League Totals			10-11	5.09	36	31	0	0	0	182.0	194	111	103	33	6	67	190	3	0

ROBERTS, Griffin

RHP

Height - 6'3 Bats - R Born - 6/13/1996 at Midlothian, VA
Weight - 189 Throws - R Resides - Hartfield, VA

SCHOOL - Wake Forest University

HOW OBTAINED - Cardinals Competitive Balance Round A selection (43rd overall) in the June 2018 First-Year Player Draft

CAREER NOTES - 2021: Non-roster invitee to Major League Spring Training. 2020: Non-roster invitee to Major League Spring Training...entered the season rated as the No. prospect in the Cardinals organization by *Baseball America*. 2019: Was suspended for 50 games to begin the season for violating MLB's banned substance policy...made four starts for Glendale in the Arizona Fall League...entered the season rated as the No. 18 prospect in the Cardinals organization by *Baseball America*.

COLLEGE: Broke school record for strikeouts/9 IP in a career (12.39) and single-season (13.50) in 2017...named 2nd Team All-ACC in 2018 and was a three-time ACC Pitcher of the Week...led the ACC with 130 strikeouts, ranking 9th in NCAA and second-highest mark in Demon Deacons history. MISC: Originally selected by the Minnesota Twins in the 29th round of the 2017 MLB Draft, but did not sign...graduated from James River HS (VA).

YR	CLUB	LG	W-L	ERA	G	GS	CG	SHO	SV	IP	H	R	ER	HR	HB	BB	SO	WP	BK
18	GCL Cardinals	GCL	0-1	6.23	7	2	0	0	1	8.2	6	7	6	0	2	4	11	1	0
	Palm Beach	FSL	0-0	0.00	1	0	0	0	0	1.0	0	0	0	0	0	2	0	0	0
19	Palm Beach	FSL	1-7	6.44	15	13	0	0	0	65.2	79	53	47	3	+17	35	36	3	0
20	DID NOT PITCH -- NO MiLB SEASON																		
21	Springfield	AA-C	0-1	40.50	2	0	0	0	0	1.1	2	6	6	1	2	6	2	3	0
Minor League Totals			1-9	6.93	25	15	0	0	1	76.2	87	66	59	4	21	45	51	7	0

ROBLES, Domingo

LHP

Height - 6'2 Bats - L Born - 4/29/1998 at Imbert, Dominican Republic
Weight - 170 Throws - L Resides - Imbert, Dominican Republic

HOW OBTAINED - Acquired from the Pittsburgh Pirates for international bonus pool capacity on 9/9/2020

CAREER NOTES - 2021: Ranked among Cardinals minor league pitchers in innings pitched (91.2, 10th) and games started (21, T-3rd). 2019: Eastern League Pitcher of the Week (Aug. 26-Sept. 1)...named to the Pirates organizational All-Star Team by MiLB.com. 2018: Among the Pirates minor league leaders in ERA (3.33, 4th).

MISC: Signed by the Pittsburgh Pirates as an International free agent on 7/2/2014.

YR	CLUB	LG	W-L	ERA	G	GS	CG	SHO	SV	IP	H	R	ER	HR	HB	BB	SO	WP	BK
15	DSL Pirates	DSL	4-6	3.95	15	15	0	0	0	68.1	74	43	30	4	4	20	44	12	2
16	GCL Pirates	GCL	1-2	4.25	9	5	0	0	1	36.0	40	19	17	3	4	4	18	5	3
17	Bristol	Appy	4-8	4.83	14	+14	0	0	0	+69.0	75	49	37	5	0	16	51	5	*3
18	West Virginia	SAL	9-6	2.97	21	21	0	0	0	115.0	118	60	38	8	4	26	88	4	2
	Bradenton	FSL	0-3	4.76	5	5	0	0	0	28.1	32	15	15	1	0	10	19	0	0
19	Bradenton	FSL	5-5	2.61	10	10	0	0	0	62.0	47	22	18	5	4	15	47	3	1
	Altoona	Eastern	4-6	4.02	18	18	+3	+2	0	103.0	113	51	46	13	3	21	77	3	2
20	DID NOT PITCH -- NO MiLB SEASON																		
21	Springfield	AA-C	3-10	6.09	23	*21	*1	0	1	91.2	115	74	62	18	3	24	78	4	*3
Minor League Totals			30-46	4.13	115	109	4	2	2	573.1	614	333	263	57	22	136	422	32	13

* Led Team + Led League

MINOR LEAGUE PLAYERS

**RODRÍGUEZ, Dionys****RHP****Height** - 6'1 **Bats** - L **Born** - 9/3/2000 at Pedro Brand, Dominican Republic**Weight** - 202 **Throws** - R **Resides** - Pedro Brand, Dominican Republic**HOW OBTAINED** - Signed by the Cardinals as an International free agent on 5/14/2018**CAREER NOTES - 2022:** Rated as the No. 21 prospect in the Cardinals organization entering the season. **2021:** Ranked among Cardinals minor league pitchers in WHIP (1.06, 8th), opp. average (.201, 9th) and SO/BB ratio (4.00, 10th).

YR	CLUB	LG	W-L	ERA	G	GS	CG	SHO	SV	IP	H	R	ER	HR	HB	BB	SO	WP	BK
18	DSL Cardinals Blue	DSL	0-0	13.50	3	0	0	0	1	3.1	4	6	5	0	0	7	4	1	0
	DSL Cardinals Red	DSL	4-0	6.43	16	0	0	0	1	21.0	17	18	15	1	5	25	22	5	0
19	DSL Cardinals Blue	DSL	2-1	5.88	17	0	0	0	2	26.0	18	20	17	1	0	19	32	7	1
20	DID NOT PITCH -- NO MiLB SEASON																		
21	Palm Beach	LoA-SE	4-5	*3.36	22	12	0	0	0	69.2	52	28	26	5	5	22	88	4	1
Minor League Totals			10-6	4.73	58	12	0	0	4	120.0	91	72	63	7	10	73	146	17	2

RODRÍGUEZ, Edgardo**C****Height** - 6'0 **Bats** - R **Born** - 11/29/2000 at Valencia, Venezuela**Weight** - 207 **Throws** - R **Resides** - Valencia, Venezuela**HOW OBTAINED** - Acquired along with LHP Matthew Liberatore from the Tampa Bay Rays for OF José Martínez and OF Randy Arozarena on 1/9/2020**CAREER NOTES - 2018:** Ranked among the Dominican Summer League leaders in batting (.330, 8th) and slugging percentage (.492, 9th).**MISC:** Signed by the Tampa Bay Rays as an International free agent on 7/3/2017.

YR	CLUB	LG	AVG	G	AB	R	H	2B	3B	HR	RBI	SH	SF	HP	BB	SO	SB	CS	OBP	SLG	E
18	DSL Rays2	DSL	.330	51	191	34	63	11	1	6	34	0	5	8	12	19	1	1	.384	.492	3
19	GCL Rays	GCL	.400	10	25	3	10	1	1	0	6	0	1	1	1	6	0	0	.429	.520	0
20	DID NOT PLAY -- NO MiLB SEASON																				
21	Palm Beach	LoA-SE	.213	17	61	2	13	1	0	0	5	0	1	0	1	18	0	0	.222	.230	1
	FCL Cardinals	FCL	.282	13	39	3	11	0	0	2	8	0	*2	1	3	9	0	1	.333	.436	0
Minor League Totals			.307	91	316	42	97	13	2	8	53	0	9	10	17	52	1	2	.352	.437	4

RODRÍGUEZ, Gustavo**RHP****Height** - 6'3 **Bats** - R **Born** - 1/8/2001 at Cumana, Venezuela**Weight** - 167 **Throws** - R **Resides** - Cumana, Venezuela**HOW OBTAINED** - Signed by the Cardinals as an International free agent on 7/17/2018**CAREER NOTES - 2019:** Ranked among Cardinals minor league pitchers in ERA (2.04, 2nd), strikeout/walk ratio (4.8, 2nd) and Toughest to HR off (117 TBF/HR).

YR	CLUB	LG	W-L	ERA	G	GS	CG	SHO	SV	IP	H	R	ER	HR	HB	BB	SO	WP	BK
18	DSL Cardinals Red	DSL	0-1	2.25	8	1	0	0	0	12.0	12	6	3	0	0	8	4	1	0
19	DSL Cardinals Blue	DSL	4-1	2.04	12	*12	0	0	0	57.1	*51	22	13	1	5	11	53	4	1
20	DID NOT PITCH -- NO MiLB SEASON																		
21	Palm Beach	LoA-SE	0-5	7.36	16	10	0	0	0	40.1	51	40	33	3	2	27	41	8	1
	FCL Cardinals	FCL	1-1	6.75	5	1	0	0	0	8.0	12	6	6	1	1	3	11	3	0
Minor League Totals			5-8	4.21	41	24	0	0	0	117.2	126	74	55	5	8	49	109	16	2

RODRÍGUEZ, Luis A.**C****Height** - 6'1 **Bats** - R **Born** - 10/7/2004 at Barquisimeto, Venezuela**Weight** - 210 **Throws** - R **Resides** - Barquisimeto, Venezuela**HOW OBTAINED** - Signed by the Cardinals as an International free agent on 1/15/2022

YR	CLUB	LG	AVG	G	AB	R	H	2B	3B	HR	RBI	SH	SF	HP	BB	SO	SB	CS	OBP	SLG	E
2022 WILL BE HIS FIRST PROFESSIONAL SEASON																					

* Led Team

+ Led League



RODRÍGUEZ, Luis C.

C

Height - 6'0 Bats - R Born - 2/26/2000 at Punto Fijo, Venezuela
 Weight - 190 Throws - R Resides - Falcon, Venezuela

HOW OBTAINED - Signed by the Cardinals as an International free agent on 7/2/2017

CAREER NOTES - 2018: Ranked 3rd among Dominican Summer League catchers throwing out 50.7% (35 CS/69 SB ATT) of attempted base stealers...tallied 6 RBI in his first professional game, going 2-for-5 with a grand slam in his first career plate appearance at the DSL Twins (6/2).

YR	CLUB	LG	AVG	G	AB	R	H	2B	3B	HR	RBI	SH	SF	HP	BB	SO	SB	CS	OBP	SLG	E
18	DSL Cardinals Blue	DSL	.188	37	133	13	25	4	0	1	12	0	3	3	12	36	2	1	.265	.241	9
19	DSL Cardinals Blue	DSL	.265	43	151	21	40	6	1	1	24	0	1	4	11	33	1	3	.329	.338	5
20	DID NOT PLAY -- NO MiLB SEASON																				
21	Palm Beach	LoA-SE	.154	9	26	1	4	2	0	0	1	0	0	0	3	11	0	0	.241	.231	9
	FCL Cardinals	FCL	.347	22	49	7	17	2	0	0	11	0	0	0	8	18	0	1	.439	.388	1
Minor League Totals			.240	111	359	42	86	14	1	2	48	0	4	7	34	98	3	5	.314	.301	24

ROMBLEY, Keshawn

OF

Height - 6'1 Bats - L Born - 8/11/2003 at Oranjestad, Aruba
 Weight - 171 Throws - R Resides - Oranjestad, Aruba

HOW OBTAINED - Signed by the Cardinals as an International free agent on 8/11/2019.

YR	CLUB	LG	AVG	G	AB	R	H	2B	3B	HR	RBI	SH	SF	HP	BB	SO	SB	CS	SLG	OBP	E
21	DSL Cardinals Blue	DSL	.191	43	136	22	26	4	2	3	16	0	*3	1	17	*58	2	2	.280	.316	1

ROMERI, Patrick

OF

Height - 6'2 Bats - R Born - 6/29/2001 at Sarasota, FL
 Weight - 193 Throws - R Resides - Sarasota, FL

SCHOOL - IMG Academy (FL)

HOW OBTAINED - Cardinals 12th round selection (365th overall) in the June 2019 First-Year Player Draft

CAREER NOTES - 2020: Participated in early workouts and seminars as part of the Cardinals two-week Instructional Camp in January. 2019: Ranked T4th in the Gulf Coast League in home runs.

YR	CLUB	LG	AVG	G	AB	R	H	2B	3B	HR	RBI	SH	SF	HP	BB	SO	SB	CS	OBP	SLG	E
19	GCL Cardinals	GCL	.246	41	138	23	*34	6	*3	6	20	0	2	3	19	46	4	0	.346	.464	1
20	DID NOT PLAY -- NO MiLB SEASON																				
21	Palm Beach	LoA-SE	.236	79	276	36	65	17	0	7	30	0	0	4	42	*95	3	4	.345	.373	3
Minor League Totals			.239	120	414	59	99	23	3	13	50	0	2	7	61	141	7	4	.345	.403	4

RUIZ, Alfredo

LHP

Height - 6'0 Bats - L Born - 3/12/2000 at Chula Vista, CA
 Weight - 210 Throws - L Resides - Norwalk, CA

SCHOOL - California State University-Long Beach

HOW OBTAINED - Cardinals 6th round selection (181st overall) in the July 2021 First-Year Player Draft

CAREER NOTES - COLLEGE: Named Second Team All-Big-West in 2021...went 5-1 with a 3.75 ERA in 2021, while allowing one home run in 57.1 innings and did not walk more than three batters in any of his 11 starts...named NCBWA National Pitcher of the week Feb. 18, 2020, after striking out 10 batters in 7.0 scoreless innings against Cal...was a college teammate of OF L.J. Jones, the Cardinals' fifth round draft pick in 2020.

YR	CLUB	LG	W-L	ERA	G	GS	CG	SHO	SV	IP	H	R	ER	HR	HB	BB	SO	WP	BK
21	FCL Cardinals	FCL	1-0	1.04	8	0	0	0	1	8.2	8	4	1	0	1	2	12	0	0

SALADIN, Darlin

RHP

Height - 5'11 Bats - R Born - 12/28/2002 at San Pedro de Macoris, Dominican Republic
 Weight - 150 Throws -R Resides - San Pedro de Macoris, Dominican Republic

HOW OBTAINED - Signed by the Cardinals as an International free agent on 9/3/2019

CAREER NOTES - 2021: Ranked among Cardinals minor league pitchers in wins (6, T-6th) and Toughest to HR off (165 TBF/0 HR, 2nd).

YR	CLUB	LG	W-L	ERA	G	GS	CG	SHO	SV	IP	H	R	ER	HR	HB	BB	SO	WP	BK	
20	DID NOT PITCH -- NO MiLB SEASON																			
21	DSL Cardinals Red	DSL	*6-1	4.03	*20	0	0	0	1	38.0	33	22	17	0	3	15	31	6	0	

* Led Team + Led League

**SALAS, Juan**

Height - 6'0 Bats - R Born - 2/14/2003 at Monterrey, Mexico
 Weight - 189 Throws - R Resides - Cadereyta, Mexico

HOW OBTAINED - Signed by the Cardinals as an International free agent on 7/2/2019

YR	CLUB	LG	W-L	ERA	G	GS	CG	SHO	SV	IP	H	R	ER	HR	HB	BB	SO	WP	BK
20	DID NOT PITCH -- NO MiLB SEASON																		
21	DSL Cardinals Blue	DSL	0-2	2.89	12	5	0	0	0	18.2	14	7	6	1	1	3	17	1	0

RHP

SALDANA, Enrique

Height - 5'11 Bats - R Born - 6/26/1999 at Panama City, Panama
 Weight - 155 Throws - R Resides - Panama City, Panama

HOW OBTAINED - Acquired during the Triple-A Phase of the Rule 5 Draft from the Colorado Rockies on 12/12/2019

CAREER NOTES - MISC: Signed by the Colorado Rockies as an International free agent on 7/2/2015.

YR	CLUB	LG	AVG	G	AB	R	H	2B	3B	HR	RBI	SH	SF	HP	BB	SO	SB	CS	OBP	SLG	E
16	DSL Rockies	DSL	.264	53	178	28	47	13	4	3	26	2	4	3	15	46	4	5	.325	.433	20
17	DSL Rockies	DSL	.267	32	116	12	31	2	0	4	18	2	2	1	9	26	4	5	.320	.388	11
18	DSL Colorado	DSL	.063	8	32	3	2	0	0	1	1	1	0	0	1	13	1	0	.091	.156	5
Minor League Totals			.244	94	328	43	80	15	4	8	45	5	6	4	25	86	9	10	.300	.387	36

RHP

YR	CLUB	LG	W-L	ERA	G	GS	CG	SHO	SV	IP	H	R	ER	HR	HB	BB	SO	WP	BK
18	DSL Rockies	DSL	1-0	2.53	11	0	0	0	0	10.2	10	5	3	1	2	11	12	5	0
19	DSL Rockies	DSL	5-0	2.28	12	12	0	0	0	51.1	46	18	13	3	6	12	42	7	0
20	DID NOT PITCH -- NO MiLB SEASON																		
21	FCL Cardinals	FCL	1-1	3.72	11	5	0	0	0	29.0	23	14	12	1	*6	10	29	2	1
Minor League Totals			7-1	2.77	34	17	0	0	0	91.0	79	37	28	5	14	33	83	14	1

SÁNCHEZ, Ómar

Height - 5'10 Bats - R Born - 4/23/2002 at Caguas, Puerto Rico
 Weight - 185 Throws - L Resides - Juncos, Puerto Rico

HOW OBTAINED - Signed by the Cardinals as an International free agent on 6/17/2020

CAREER NOTES - 2021: FCL Post-Season All-Star (as relief pitcher)...7 saves were T2nd-most among Cardinals minor league pitchers and 4th-most in a single season for FCL Cardinals.

YR	CLUB	LG	W-L	ERA	G	GS	CG	SHO	SV	IP	H	R	ER	HR	HB	BB	SO	WP	BK
20	DID NOT PITCH -- NO MiLB SEASON																		
21	FCL Cardinals	FCL	*3-0	1.50	*17	0	0	0	+7	24.0	11	4	4	0	1	15	30	2	0

LHP

SÁNCHEZ, Ricardo

Height - 5'10 Bats - L Born - 4/11/1997 at Puerto Cabello, Venezuela
 Weight - 220 Throws - L Resides - Orlando, FL

HOW OBTAINED - Claimed by the Cardinals off waivers from the Seattle Mariners on 2/6/2020

CAREER NOTES - 2019: Texas League Mid-Season All-Star. **2018:** Entered the season rated as the No. 19 prospect in the Braves organization by *Baseball America*. **2016:** Entered the season rated as the No. 15 prospect in the Braves organization by *Baseball America*. **2015:** Entered the season rated as the No. 3 prospect in the Angels organization by *Baseball America*. **2014:** Entered the season rated as the No. 7 prospect in the Angels organization by *Baseball America*.

MISC: Signed by the Los Angeles Angels as an International free agent on 7/2/2013...traded to the Atlanta Braves for INF/OF Kyle Kubitz and RHP Nate Hyatt on 1/8/2015...traded to the Seattle Mariners for cash considerations on 11/28/2018.

YR	CLUB	LG	W-L	ERA	G	GS	CG	SHO	SV	IP	H	R	ER	HR	HB	BB	SO	WP	BK
14	AZL Angels	AZL	2-2	3.49	12	9	0	0	0	38.2	40	22	15	0	5	22	43	5	3
15	Rome	SAL	1-6	5.45	10	10	0	0	0	39.2	37	28	24	3	6	21	31	2	5
16	Rome	SAL	7-10	4.75	24	23	0	0	0	119.1	119	72	63	14	5	54	103	7	3
17	Florida	FSL	4-12	4.95	22	21	0	0	0	100.0	117	65	55	10	3	46	101	6	7
18	Mississippi	Southern	2-5	4.06	13	13	1	1	0	57.2	65	32	26	3	2	24	44	4	0
	GCL Braves	GCL	0-0	2.08	1	1	0	0	0	4.1	3	1	1	0	1	1	4	0	1
	Danville	Appy	1-0	3.09	2	2	0	0	0	11.2	11	5	4	1	2	3	9	1	0
19	Arkansas	Texas	8-12	4.44	27	27	0	0	0	146.0	157	77	72	10	6	38	135	4	5
20	ST. LOUIS	MLB	0-0	6.75	3	0	0	0	0	5.1	5	4	4	1	1	5	4	0	1
21	DID NOT PITCH -- INJURY																		
Minor League Totals			25-47	4.52	111	106	1	1	0	517.1	549	302	260	41	30	209	470	29	24

LHP

* Led Team

+ Led League



SCHMID, Colin

LHP

Height - 6'1 Bats - L Born - 8/13/1997 at New Bern, NC
 Weight - 187 Throws - L Resides - New Bern, NC

SCHOOL - Appalachian State University

HOW OBTAINED - Cardinals 13th round selection (393rd overall) in the June 2018 First-Year Player Draft

CAREER NOTES - 2021: Ranked among Cardinals minor league pitchers in ERA (2.57, 7th) and SO/BB ratio (5.40, T-4th). **COLLEGE:** Left school ranked 3rd in Appalachian State history with 224 career strikeouts. Struck out 11 batters vs. UNC-Wilmington, tied for the highest game total in the Sun Belt in 2018. Named to the Dean's List majoring in Construction Management with minors in Spanish and Business.

YR	CLUB	LG	W-L	ERA	G	GS	CG	SHO	SV	IP	H	R	ER	HR	HB	BB	SO	WP	BK
18	Johnson City	Appy	2-2	5.44	13	8	0	0	1	48.0	49	33	29	4	3	16	36	4	0
19	Peoria	Midwest*	6-7	4.58	20	20	0	0	0	106.0	119	63	54	8	3	42	*97	7	*3
20	DID NOT PITCH -- NO MILB SEASON																		
21	FCL Cardinals	FCL	1-0	2.37	8	3	0	0	0	19.0	18	8	5	1	2	2	17	1	1
	Peoria	HiA-C	0-1	3.00	4	2	0	0	0	9.0	13	3	3	0	1	3	10	0	0
Minor League Totals			9-10	4.50	45	33	0	0	1	182.0	199	107	91	13	9	63	160	12	4

SEQUERA, Leonel

RHP

Height - 6'0 Bats - R Born - 8/6/2005 at Puerto La Cruz, Venezuela
 Weight - 190 Throws - R Resides - Maturin, Venezuela

HOW OBTAINED - Signed by the Cardinals as an International free agent on 1/15/2022

YR	CLUB	LG	W-L	ERA	G	GS	CG	SHO	SV	IP	H	R	ER	HR	HB	BB	SO	WP	BK
2022 WILL BE HIS FIRST PROFESSIONAL SEASON																			

SEVERINO, Juan

RHP

Height - 6'0 Bats - R Born - 6/6/2004 at San Pedro de Macoris, Dominican Republic
 Weight - 165 Throws - R Resides - San Pedro de Macoris, Dominican Republic

HOW OBTAINED - Signed by the Cardinals as an International free agent on 6/12/2021

YR	CLUB	LG	W-L	ERA	G	GS	CG	SHO	SV	IP	H	R	ER	HR	HB	BB	SO	WP	BK
21	DSL Cardinals Red	DSL	2-2	6.11	16	1	0	0	0	17.2	25	19	12	1	4	17	17	8	0

SOLANO, Emmanuel

RHP

Height - 6'2 Bats - R Born - 9/23/1998 at Santo Domingo Centro, Dominican Republic
 Weight - 178 Throws - R Resides - Santo Domingo Oeste, Dominican Republic

HOW OBTAINED - Signed by the Cardinals as an International free agent on 7/2/2016

CAREER NOTES - 2019: New York-Penn League Pitcher of the Week (7/19-25)...led the New York-Penn League in innings pitched (82.1) and tied for the league lead in complete games...ranked 8th among Cardinals minor league pitchers in opponent BA (.246). **2018:** Ranked T-7th among Cardinals minor league pitchers with nine wins. **2017:** Ranked among Cardinals minor league pitchers in WHIP (1.01, 7th) and Toughest to HR off (182 TBF/0 HR).

YR	CLUB	LG	W-L	ERA	G	GS	CG	SHO	SV	IP	H	R	ER	HR	HB	BB	SO	WP	BK
16	DSL Cardinals	DSL	1-1	3.86	11	0	0	0	1	23.1	24	11	10	1	2	4	17	2	1
17	DSL Cardinals	DSL	*4-2	3.28	12	9	0	0	0	49.1	39	29	18	0	*9	11	36	4	1
18	DSL Cardinals Blue	DSL	*7-1	3.27	10	10	0	0	0	55.0	63	25	20	1	5	9	34	3	*1
	GCL Cardinals	GCL	2-0	4.26	3	3	0	0	0	19.0	17	9	9	0	1	3	8	0	1
19	Palm Beach	FSL	0-0	0.00	1	0	0	0	0	2.0	2	0	0	0	0	0	2	0	0
	State College	NY-Penn*	4-7	3.39	14	*13	*1	0	0	*82.1	*75	38	31	4	11	26	58	3	*10
20	DID NOT PITCH -- NO MILB SEASON																		
21	Palm Beach	LoA-SE	0-1	7.04	4	0	0	0	0	7.2	8	7	6	2	3	3	5	1	0
	Peoria	HiA-C	5-1	4.42	32	0	0	0	1	57.0	52	36	28	10	*11	26	53	8	*2
Minor League Totals			23-13	3.71	87	35	1	0	2	295.2	280	155	122	18	42	82	213	21	16

* Led Team + Led League

MINOR LEAGUE PLAYERS



C

SOTO, Carlos

Height - 6'1 Bats - L Born - 4/27/1999 at Los Mochis, Mexico
 Weight - 238 Throws - R Resides - Los Mochis, Mexico

HOW OBTAINED - Signed by the Cardinals as an International free agent on 7/2/2016

CAREER NOTES - CAREER: Has thrown out 32% (80 CS/250 SB ATT) of attempted base stealers. **2021:** Non-roster invitee to Major League Spring Training. **2020:** Non-roster invitee to Major League Spring Training. **2019:** Participated in early workouts and seminars as part of the Cardinals Spring Training Early Program (S.T.E.P.). **2018:** Reached base safely in 24 straight games (6/21-7/29) with a .412 on-base pct...homered in three straight games (8/10-13).

MISC: Beginning at age 16, has played seven seasons in the Mexican Winter League for his hometown of Los Mochis (2015-20) and Monterrey (2021).

YR	CLUB	LG	AVG	G	AB	R	H	2B	3B	HR	RBI	SH	SF	HP	BB	SO	SB	CS	OBP	SLG	E
16	DSL Cardinals	DSL	.303	30	99	17	30	6	0	1	10	0	2	1	25	17	0	0	.441	.394	4
17	GCL Cardinals	GCL	.239	35	113	11	27	2	0	0	12	0	0	1	11	20	0	0	.312	.257	5
18	Johnson City	Appy	.276	29	98	14	27	7	0	2	23	0	*4	2	16	26	0	1	.375	.408	3
	GCL Cardinals	GCL	.200	11	40	7	8	2	0	3	10	0	0	1	5	9	0	0	.304	.475	0
19	State College	NY-Penn	.250	30	116	15	29	6	1	4	23	0	4	1	14	35	0	0	.326	.422	1
	Peoria	Midwest	.203	20	69	6	14	1	0	1	7	0	1	2	6	18	0	0	.282	.261	1
20	DID NOT PLAY -- NO MiLB SEASON																				
21	Palm Beach	LoA-SE	.227	75	264	33	60	15	2	*8	*42	0	3	3	*52	73	0	1	.357	.390	3
Minor League Totals			.244	230	799	103	195	39	3	19	127	0	14	11	129	198	0	2	.352	.372	17

SOTO, Franklin

INF

Height - 6'0 Bats - R Born - 9/23/1999 at San Cristobal, Dominican Republic
 Weight - 188 Throws - R Resides - San Cristobal, Dominican Republic

HOW OBTAINED - Signed by the Cardinals as an International free agent on 7/2/2016

CAREER NOTES - 2019: Was one of nine members of the first high school graduating class at the Cardinals Dominican Academy. **2018:** Ranked T-2nd among Cardinals minor leaguers with eight triples and 4th with 23 SB.

YR	CLUB	LG	AVG	G	AB	R	H	2B	3B	HR	RBI	SH	SF	HP	BB	SO	SB	CS	OBP	SLG	E
17	DSL Cardinals	DSL	.280	55	*211	31	*59	13	1	1	19	3	*4	3	17	42	*8	2	.336	.365	27
18	DSL Cardinals Red	DSL	.305	61	233	49	71	11	*8	0	37	0	3	2	38	31	23	*12	.402	.421	25
19	Palm Beach	FSL	.167	2	6	1	1	1	0	0	0	0	0	0	4	0	0	0	.167	.333	0
	GCL Cardinals	GCL	.226	41	*146	*24	33	9	2	2	12	0	0	*5	20	33	*6	4	.339	.356	15
20	DID NOT PLAY -- NO MiLB SEASON																				
21	Palm Beach	LoA-SE	.208	81	274	27	57	10	0	4	29	*1	3	5	24	87	3	3	.281	.288	*30
Minor League Totals			.254	240	870	132	221	44	11	7	97	4	10	15	99	197	40	21	.337	.354	97

SOTO, Hector

RHP

Height - 6'1 Bats - R Born - 3/2/1999 at Tepic, Mexico
 Weight - 188 Throws - R Resides - Tepic, Mexico

HOW OBTAINED - Signed by the Cardinals as an International free agent on 11/8/2016

CAREER NOTES - 2019: Ranked 3rd among Cardinals minor league pitchers in strikeout/walk ratio (4.8) and 6th in WHIP (1.05). **2018:** Ranked 2nd among Dominican Summer League starting pitchers in fewest walks/9 IP (1.11)...was 1-0 with a 3.00 ERA in two appearances, making one start in the Appalachian League playoffs. **2017:** Was 3rd Toughest to HR off among Cardinals minor league pitchers (112 TBF/0 HR).

YR	CLUB	LG	W-L	ERA	G	GS	SHO	SV	IP	H	R	ER	HR	HB	BB	SO	WP	BK	
17	DSL Cardinals	DSL	3-2	3.30	15	2	0	0	30.0	27	13	11	0	0	7	27	10	1	
18	DSL Cardinals Blue	DSL	6-5	2.72	14	*14	0	0	72.2	71	32	22	*3	*9	9	75	9	0	
19	State College	NY-Penn	0-0	0.00	1	1	0	0	4.0	3	0	0	0	0	1	4	0	0	
	GCL Cardinals	GCL	0-0	5.91	4	0	0	0	10.2	7	7	7	1	2	3	14	3	0	
	Palm Beach	FSL	0-0	9.00	2	0	0	0	5.0	6	5	5	2	0	2	4	0	0	
	Johnson City	Appy	1-1	2.56	9	5	0	0	31.2	26	15	9	3	3	6	35	3	0	
20	DID NOT PITCH -- NO MiLB SEASON																		
21	Palm Beach	LoA-SE	0-1	3.38	5	0	0	0	1	5.1	7	4	2	1	0	1	7	1	0
	FCL Cardinals	FCL	0-0	2.70	5	0	0	0	0	6.2	6	2	2	2	0	2	11	0	0
Minor League Totals			10-9	3.14	55	22	0	0	3	166.0	153	78	58	12	14	31	177	26	1

* Led Team

+ Led League



STATLER, Tyler

RHP

Height - 6'4 Bats - R Born - 7/1/2001 at Rockford, IL
 Weight - 241 Throws - R Resides - Roscoe, IL

HOW OBTAINED - Cardinals 14th round selection (425th overall) in the June 2019 First-Year Player Draft

CAREER NOTES - PREP: Named NIC-10 Most Valuable Player leading Hononegah H.S. to the NIC-10 title posting a 1.33 ERA and 89 strikeouts...2019 Perfect Game National Indoor Showcase Top Prospect Team.

MISC: College commitment to Southeast Missouri State University...fouled a ball off his left eye during a game on May 4, 2018, causing him to miss the rest of his junior season and was blind in the eye for two months.

YR	CLUB	LG	W-L	ERA	G	GS	CG	SHO	SV	IP	H	R	ER	HR	HB	BB	SO	WP	BK
19	GCL Cardinals	GCL	0-2	5.91	10	1	0	0	0	10.2	13	9	7	0	1	10	12	1	0
20	DID NOT PITCH -- NO MiLB SEASON																		
21	FCL Cardinals	FCL	1-1	8.46	14	0	0	0	1	22.1	26	25	21	3	1	20	24	*9	2
Minor League Totals			1-3	7.64	24	1	0	0	1	33.0	39	34	28	3	2	30	36	10	2

STAUSS, Wade

C

Height - 6'2 Bats - L Born - 4/4/1999 at Wildwood, MO
 Weight - 225 Throws - R Resides - Chesterfield, MO

SCHOOL - Southeast Missouri State University

HOW OBTAINED - Signed by the Cardinals as a non-drafted minor league free agent on 7/22/2021

CAREER NOTES - COLLEGE: Slugged a team-high 14 home runs for Southeast Missouri State in 2021...named the Ohio Valley Conference Tournament MVP after going 6-15 (.400) with 2 doubles, 3 home runs and 6 RBI across 4 games to lead the Redhawks to the tournament title...hit 4 home runs with 14 RBI in 17 games of the 2020 season that was shortened because of COVID-19...had 7 RBI in 11 games in 2019 before a concussion ended his season...played in 48 games as a freshman in 2018 with 7 home runs and 23 RBI.

YR	CLUB	LG	AVG	G	AB	R	H	2B	3B	HR	RBI	SH	SF	HP	BB	SO	SB	CS	OBP	SLG	E
21	Palm Beach	LoA-SE	.143	15	42	2	6	2	0	1	4	0	1	2	6	26	0	0	.275	.262	1

SUÁREZ, José R.

OF

Height - 6'2 Bats - R Born - 8/9/2004 at Peravia, Dominican Republic
 Weight - 200 Throws - R Resides - Peravia, Dominican Republic

HOW OBTAINED - Signed by the Cardinals as an International free agent on 1/15/2021

YR	CLUB	LG	AVG	G	AB	R	H	2B	3B	HR	RBI	SH	SF	HP	BB	SO	SB	CS	OBP	SLG	E
21	DSL Cardinals Blue	DSL	.295	31	88	10	26	3	1	1	9	0	1	1	17	31	0	1	.411	.386	4

SURIEL, Jose

RHP

Height - 6'3 Bats - R Born - 10/9/2004 at Gaspar Hernandez, Dominican Republic
 Weight - 240 Throws - R Resides - Puerto Plata, Dominican Republic

HOW OBTAINED - Signed by the Cardinals as an International free agent on 1/15/2022

YR	CLUB	LG	W-L	ERA	G	GS	CG	SHO	SV	IP	H	R	ER	HR	HB	BB	SO	WP	BK
2022 WILL BE HIS FIRST PROFESSIONAL SEASON																			

TABATA, Sebastian

RHP

Height - 6'5 Bats - R Born - 2/27/1998 at El Tigre, Venezuela
 Weight - 230 Throws - R Resides - El Tigre, Venezuela

HOW OBTAINED - Signed by the Cardinals as an International free agent on 11/3/2017

CAREER NOTES - 2020: Participated in early workouts and seminars as part of the Cardinals two-week Instructional Camp in January. **2019:** Ranked T9th among Cardinals minor league pitchers with five saves. **2018:** Did not allow a home run to 97 total batters faced.

YR	CLUB	LG	W-L	ERA	G	GS	CG	SHO	SV	IP	H	R	ER	HR	HB	BB	SO	WP	BK
18	DSL Cardinals Red	DSL	4-1	1.09	20	0	0	0	2	24.2	9	6	3	0	2	10	36	8	*2
19	Peoria	Midwest	3-4	9.30	40	0	0	0	*5	49.1	50	57	51	6	*8	55	49	*13	2
20	DID NOT PITCH -- NO MiLB SEASON																		
21	DID NOT PITCH -- INJURY																		
Minor League Totals			7-5	6.57	60	0	0	0	7	74.0	59	63	54	6	10	65	85	21	4

* Led Team + Led League

**TAVERAS, Felix****OF****Height** - 6'1 **Bats** - L **Born** - 3/8/2003 at Santo Domingo, Dominican Republic**Weight** - 186 **Throws** - R **Resides** - Boca Chica, Dominican Republic**HOW OBTAINED** - Signed by the Cardinals as an International free agent on 7/2/2019**CAREER NOTES - 2022:** Was one of seven members of the third high school graduating class at the Cardinals Dominican Academy. **2021:** Ranked among Cardinals minor league leaders in average (.301, 6th), triples (3, T-9th), slugging pct. (.549, 2nd) and OPS (.918, 3rd).

YR	CLUB	LG	AVG	G	AB	R	H	2B	3B	HR	RBI	SH	SF	HP	BB	SO	SB	CS	OBP	SLG	E
21	DSL Cardinals Red	DSL	.301	39	133	23	*40	9	3	*6	*30	0	1	2	13	37	7	2	.369	*.549	2

TAVERAS, Leonardo**RHP****Height** - 6'4 **Bats** - R **Born** - 9/7/1998 at La Vega, Dominican Republic**Weight** - 203 **Throws** - R **Resides** - La Vega, Dominican Republic**HOW OBTAINED** - Signed by the Cardinals as an International free agent on 9/12/2016**CAREER NOTES - 2021:** Ranked among Cardinals minor league pitchers in games (41, T-2nd) and SO/9 IP (12.4, 9th). **2018:** Ranked T-3rd in the Dominican Summer League with eight saves....ranked T-6th among Cardinals minor league pitchers in saves (8)...did not allow a run in his final six regular season appearances (10.0 IP)...made one appearance in the DSL playoffs pitching 1.1 innings walking three and striking out three.

YR	CLUB	LG	W-L	ERA	G	GS	CG	SHO	SV	IP	H	R	ER	HR	HB	BB	SO	WP	BK	
17	DSL Cardinals	DSL	1-0	10.13	14	0	0	0	0	18.2	25	25	21	*2	1	20	14	4	*2	
18	DSL Cardinals Blue	DSL	5-1	2.89	*23	0	0	0	*8	37.1	26	15	12	2	1	24	44	6	0	
19	Johnson City	Appy	0-0	0.00	3	0	0	0	0	3.0	0	0	0	0	2	0	7	1	0	
	State College	NY-Penn	1-1	3.68	6	0	0	0	1	7.1	3	5	3	0	3	4	10	1	0	
	Peoria	Midwest	1-0	4.50	6	0	0	0	3	8.0	9	4	4	0	1	7	13	1	0	
	Palm Beach	FSL	0-0	7.71	6	0	0	0	0	7.0	7	6	6	0	3	13	13	3	1	
20	DID NOT PITCH -- NO MiLB SEASON																			
21	Peoria	HiA-C	1-6	6.22	*41	0	0	0	3	46.1	34	34	32	5	7	54	64	9	0	
Minor League Totals			9-8	5.50	99	0	0	0	15	127.2	104	89	78	9	18	122	165	25	3	

TENA, Luis**RHP****Height** - 5'11 **Bats** - R **Born** - 10/21/1999 at San Cristobal, Dominican Republic**Weight** - 183 **Throws** - R **Resides** - San Cristobal, Dominican Republic**HOW OBTAINED** - Signed by the Cardinals as an International free agent, 2/28/2018

YR	CLUB	LG	W-L	ERA	G	GS	CG	SHO	SV	IP	H	R	ER	HR	HB	BB	SO	WP	BK	
18	DSL Cardinals Blue	DSL	0-2	5.29	15	0	0	0	1	17.0	15	11	10	*3	3	12	13	2	0	
19	DSL Cardinals Blue	DSL	3-1	2.52	14	1	0	0	0	25.0	23	8	7	2	1	9	31	1	0	
	GCL Cardinals	GCL	1-0	5.03	10	0	0	0	2	19.2	24	11	11	0	2	7	20	2	0	
20	DID NOT PITCH -- NO MiLB SEASON																			
21	Palm Beach	LoA-SE	0-1	7.66	22	0	0	0	0	24.2	36	24	21	2	4	18	30	0	0	
	FCL Cardinals	FCL	0-0	0.00	2	0	0	0	0	2.0	0	0	0	0	0	0	3	0	0	
Minor League Totals			4-4	4.99	63	1	0	0	3	88.1	98	54	49	7	10	46	97	16	0	

* Led Team

+ Led League



MINOR LEAGUE PLAYERS

THOMPSON, Cory

RHP

Height - 5'11 Bats - R Born - 9/23/1994 at Mauldin, SC
Weight - 180 Throws - R Resides - Greenville, SC

SCHOOL - Mauldin High School

HOW OBTAINED - Signed by the Cardinals as a minor league free agent on 6/12/21

CAREER NOTES - 2019: Pitched for the Glendale Desert Dogs in the Arizona Fall League. 2017: Converted from shortstop to pitcher.

MISC: Drafted by the Cincinnati Reds in the 5th round of the 2013 MLB Draft.

YR	CLUB	LG	AVG	G	AB	R	H	2B	3B	HR	RBI	SH	SF	HP	BB	SO	SB	CS	OBP	SLG	E
13	AZL Reds	AZL	.266	48	188	34	50	9	1	1	16	1	1	12	10	30	3	4	.341	.340	24
14	Billings	Pioneer	.245	66	253	45	62	13	1	6	28	2	3	7	13	47	13	0	.297	.375	23
15	AZL Reds	AZL	.323	8	31	7	10	3	0	1	3	0	1	0	1	5	3	0	.333	.516	4
	Dayton	Midwest	.196	51	194	23	38	6	1	4	14	1	2	9	9	47	0	1	.262	.299	13
16	Dayton	Midwest	.148	8	27	4	4	1	0	0	1	0	0	0	2	10	0	0	.207	.185	6
Minor League Totals			.237	199	695	113	165	32	3	12	62	4	7	28	35	139	19	5	.298	.344	70

YR	CLUB	LG	W-L	ERA	G	GS	CG	SHO	SV	IP	H	R	ER	HR	HB	BB	SO	WP	BK	
17	Billings	Pioneer	3-1	3.62	21	0	0	0	1	32.1	29	13	13	3	1	18	32	7	0	
18	Dayton	Midwest	6-6	3.25	46	0	0	0	5	72.0	76	31	26	6	6	13	67	9	0	
19	Daytona	FSL	5-0	1.96	12	0	0	0	0	23.0	13	6	5	2	0	4	25	4	0	
	Chattanooga	Southern	2-1	4.21	33	0	0	0	0	36.1	44	22	17	8	2	14	27	5	0	
20	DID NOT PITCH -- NO MiLB SEASON																			
21	Winnipeg	Amer.	0-0	0.00	6	0	0	0	1	12.0	8	0	0	0	0	4	19	0	0	
	Peoria	HiA-C	2-0	3.70	17	0	0	0	2	24.1	24	10	10	3	0	10	37	3	0	
	Springfield	AA-C	1-1	3.44	9	0	0	0	0	18.1	18	10	7	1	0	9	12	0	0	
Minor League Totals			19-9	3.40	138	0	0	0	8	206.1	204	92	78	23	9	68	200	28	0	

TORRES, Jhon

OF

Height - 6'4 Bats - R Born - 3/29/2000 at Sincelejo, Colombia
Weight - 215 Throws - R Resides - Sincelejo, Colombia

HOW OBTAINED - Acquired by the Cardinals along with OF Conner Capel from the Cleveland Guardians in exchange for OF Oscar Mercado on 7/31/2018

CAREER NOTES - 2022: Rated as the No. 30 prospect in the Cardinals organization entering the season. 2021: Ranked among Cardinals minor league leaders in doubles (25, T-3rd) and triples (3, T-9th)... finished T3rd in doubles among High-A Central hitters...listed as having the "Best Outfield Arm" in the Cardinals organization entering the season by Baseball America's "Best Tools" survey...entered the season rated as the No. 18 prospect in the Cardinals organization by *Baseball America*. 2020: Participated in early workouts and seminars as part of the Cardinals two-week Instructional Camp in January... entered the season rated as the No. 15 prospect and having the "Best Outfield Arm" in the Cardinals organization by *Baseball America*. 2019: Baseball America Rookie Level All-Star...participated in early workouts and seminars as part of the Cardinals Spring Training Early Program (S.T.E.P.)... entered the season rated as the No. 19 prospect in the Cardinals organization by *Baseball America*...following the season, rated by *Baseball America* as one of three Short-Season All-Star outfielders and the No. 4 prospect in the Appalachian League. 2018: Ranked among Cardinals minor league leaders in batting (.321, 5th), slugging (.525, 4th), on-base pct. (.409, 9th) and OPS (.933, 5th)...was 4-for-6 with four runs scored and a season high 5 RBI vs. GCL Nationals...hit a 9th inning grand slam against AZL Giants (7/11) to give the AZL Indians a 7-6 lead for the win...batted .397 after joining the Cardinals organization...was 3-for-10 with a double and two runs in the GCL playoffs.

MISC: Signed by the Cleveland Indians as International free agent on 07/24/16.

YR	CLUB	LG	AVG	G	AB	R	H	2B	3B	HR	RBI	SH	SF	HP	BB	SO	SB	CS	OBP	SLG	E
17	DSL Indians	DSL	.255	54	184	25	47	7	3	5	35	1	0	7	28	41	4	4	.363	.408	3
18	AZL Indians2	AZL	.273	27	99	16	27	3	0	4	16	0	0	1	11	24	3	0	.351	.424	2
	GCL Cardinals	GCL	.397	17	63	11	25	6	0	*4	14	0	0	4	8	13	1	1	.493	.683	0
19	Peoria	Midwest	.167	21	66	4	11	3	0	0	8	0	2	0	7	29	0	1	.240	.212	1
	Johnson City	Appy	.286	33	112	24	32	9	0	6	17	0	1	1	19	36	0	2	.391	.527	1
20	DID NOT PLAY -- NO MiLB SEASON																				
21	Peoria	HiA-C	.238	*97	*383	*47	*91	*25	*3	6	32	0	1	9	27	98	3	4	.302	.366	5
Minor League Totals			.257	249	907	127	233	53	6	25	122	0	11	22	100	241	11	12	.341	.411	12

* Led Team + Led League

MINOR LEAGUE PLAYERS



TOERNER, Justin

OF

Height - 5'10 **Bats** - L **Born** - 8/11/1996 at Scottsdale, AZ

Weight - 182 **Throws** - L **Resides** - Temecula, CA

SCHOOL - California State University-Northridge

HOW OBTAINED - Cardinals 28th round selection (843rd overall) in the June 2018 First-Year Player Draft

CAREER NOTES - **2021**: Non-roster invitee to Major League Spring Training. **2020**: Participated in early workouts and seminars as part of the Cardinals two-week Instructional Camp in January...entered the season rated as the No. 29 prospect in the Cardinals organization by *Baseball America*. **2019**: Ranked among Cardinals minor league leaders in runs (69, 6th) and walks (61, 4th)...Cardinals Minor League Player of the Month (April)...Florida State League Mid-Season All-Star...Florida State League Player of the Week (April 8-14) and Player of the Month (April). **2018**: Ranked among Cardinals minor league leaders in batting (.312, 10th) and on-base pct. (.410, 7th)...tied for the longest road hitting streak in the NY-Penn League at 14 games (July 7-end of season)...reached base safely in 16 straight games (July 18-Aug. 5) with a .522 on-base pct. during that stretch...went 4-for-4 in his Peoria debut vs. Beloit (Aug. 26).

MISC: Graduated from Chapparral (AZ) HS.

PRONUNCIATION: TUR-ner

YR	CLUB	LG	AVG	G	AB	R	H	2B	3B	HR	RBI	SH	SF	HP	BB	SO	SB	CS	OBP	SLG	E
18	State College	NY-Penn	.292	50	171	26	50	5	1	10	2	1	4	24	34	11	2		.390	.351	1
	Palm Beach	FSL	.300	10	40	8	12	5	0	3	0	0	1	5	9	0	0		.391	.425	0
	Peoria	Midwest	.500	7	20	4	10	0	1	0	4	0	0	5	2	0	1		.600	.600	0
19	Palm Beach	FSL	.290	54	193	39	56	5	1	4	29	2	2	5	33	50	4	5	.403	.389	1
	Springfield	Texas	.211	49	166	30	35	5	0	7	18	1	0	4	28	55	10	3	.338	.367	0
20	DID NOT PLAY -- NO MiLB SEASON																				
21	Springfield	AA-C	.210	71	243	36	51	11	0	7	27	1	0	8	37	82	3	2	.333	.342	0
	Memphis	AAA-E	.250	11	28	3	7	1	1	1	5	1	0	1	3	9	0	0	.344	.464	0
Minor League Totals			.257	252	861	146	221	32	4	20	96	7	3	23	135	241	28	13	.371	.373	2

TOVALIN, Osvaldo

3B

Height - 6'2 **Bats** - L **Born** - 10/31/1999 at San Diego, CA

Weight - 205 **Throws** - R **Resides** - Chula Vista, CA

SCHOOL - Azusa Pacific University (CA)

HOW OBTAINED - Cardinals 10th round selection (301st overall) in the July 2021 First-Year Player Draft

CAREER NOTES - **COLLEGE**: Won the ABCA Rawlings Gold Glove Award as a 3B in 2021...named the D2CCA Player of the Year and won the PacWest Triple Crown in 2021, batting .387 with 15 HR and 52 RBI in 42 games...named First Team All-American as a sophomore in 2019 after he tied the PacWest single-season record for hits with 91...began the 2019 season with a 19-game hitting streak and had eight RBI in a playoff game against Cal Poly Pomona...named First Team All-PacWest in 2018 as a freshman.

MISC: Brother Adrian was selected by the Houston Astros in the 16th round of the 2017 MLB Draft.

PRONUNCIATION: TOE-vahl-in

YR	CLUB	LG	AVG	G	AB	R	H	2B	3B	HR	RBI	SH	SF	HP	BB	SO	SB	CS	OBP	SLG	E
21	Palm Beach	LoA-SE	.269	32	108	16	29	6	1	2	16	0	0	3	4	27	0	1	.313	.398	8

TROGRILIC-IVERSON, Nick

RHP

Height - 6'1 **Bats** - R **Born** - 10/3/1997 at Oakville, Ontario, Canada

Weight - 175 **Throws** - R **Resides** - Oakville East, Ontario, Canada

SCHOOL - Gonzaga University

HOW OBTAINED - Signed by the Cardinals as a non-drafted minor league free agent on 6/16/2020

CAREER NOTES - **2021**: Won a team-high 6 games for Peoria (T6th-most among Cardinals minor league pitchers).

COLLEGE: Teammate of Mac Lardner at Gonzaga, who was also a minor league free agent signee in 2020...played at Central Arizona CC and was the Vaqueros Male Athlete of the Year as a sophomore.

PRONUNCIATION: TROE-ger-lik

YR	CLUB	LG	W-L	ERA	G	GS	CG	SHO	SV	IP	H	R	ER	HR	HB	BB	SO	WP	BK
20	DID NOT PITCH -- NO MiLB SEASON																		
21	Palm Beach	LoA-SE	0-1	2.25	3	3	0	0	0	16.0	11	6	4	1	1	5	11	0	0
	Peoria	HiA-C	*6-5	5.10	21	11	0	0	0	67.0	92	41	38	9	3	24	50	2	0
Minor League Totals			6-6	4.55	24	14	0	0	0	83.0	103	47	42	10	4	29	61	2	0

* Led Team

+ Led League



VARGAS, Miguel Alejandro

OF

Height - 6'0 Bats - L Born - 3/14/2004 at Caracas, Venezuela
 Weight - 176 Throws - R Resides - San Diego, Venezuela

HOW OBTAINED - Signed by the Cardinals as an International free agent on 1/19/2021

YR	CLUB	LG	AVG	G	AB	R	H	2B	3B	HR	RBI	SH	SF	HP	BB	SO	SB	CS	OBP	SLG	E
21	DSL Cardinals Red	DSL	.229	27	83	10	19	1	0	1	12	0	0	0	10	25	2	0	.312	.277	2

VELÁSQUEZ, Diego A.

C

Height - 5'10 Bats - R Born - 3/25/2002 at Cumana, Dominican Republic
 Weight - 199 Throws - R Resides - Cumana, Dominican Republic

HOW OBTAINED - Signed by the Cardinals as an International free agent on 7/28/2018

YR	CLUB	LG	AVG	G	AB	R	H	2B	3B	HR	RBI	SH	SF	HP	BB	SO	SB	CS	OBP	SLG	E
19	DSL Cardinals Blue	DSL	.250	15	52	8	13	0	0	1	6	0	1	4	3	23	0	0	.333	.308	0
	DSL Cardinals Red	DSL	.200	13	45	2	9	3	0	0	2	0	0	1	7	16	1	2	.321	.267	1
20	DID NOT PLAY -- NO MiLB SEASON																				
21	FCL Cardinals	FCL	.143	5	14	1	2	0	0	0	1	0	0	1	0	3	1	0	.200	.143	0
	DSL Cardinals Blue	DSL	.111	15	36	6	4	0	0	2	3	0	0	3	7	10	2	1	.304	.278	7
Minor League Totals			.190	48	147	17	28	3	0	3	12	0	1	9	17	52	4	3	.310	.272	8

VILLANUEVA, Victor

RHP

Height - 6'1 Bats - R Born - 3/26/2001 at Boca Chica, Dominican Republic
 Weight - 180 Throws - R Resides - Boca Chica, Dominican Republic

HOW OBTAINED - Signed by the Cardinals as an International free agent on 7/3/2018

CAREER NOTES - 2019: Ranked as the 5th-Toughest to HR Off (133 TBF/0 HR) among Cardinals minor league pitchers and 3rd in WHIP (1.03). 2018: Pitched 1.1 innings in relief in the Dominican Summer League playoffs.

YR	CLUB	LG	W-L	ERA	G	GS	CG	SHO	SV	IP	H	R	ER	HR	HB	BB	SO	WP	BK	
18	DSL Cardinals Blue	DSL	1-0	2.45	9	0	0	0	0	11.0	10	4	3	1	1	4	5	2	0	
19	DSL Cardinals Blue	DSL	3-2	1.64	21	0	0	0	3	33.0	27	13	6	0	4	5	16	5	0	
	DSL Cardinals Red	DSL	0-1	INF	1	0	0	0	0.0	1	1	0	0	0	1	0	0	0		
20	DID NOT PITCH -- NO MiLB SEASON																			
21	FCL Cardinals	FCL	2-2	5.75	16	0	0	0	0	20.1	27	16	13	*6	2	8	15	1	2	
Minor League Totals			6-5	3.08	47	0	0	0	3	64.1	65	34	22	7	7	18	36	8	2	



Antoni Cuello, Felix Taveras, Justin Guerrero, Darlin Moquete, Luis Ortiz, Jeremy Ramos, Yordy Richard from the Cardinals third high school graduation class at the Dominican Republic Baseball Academy.

* Led Team + Led League

MINOR LEAGUE PLAYERS



1B

WHALEN, Brady

Height - 6'4 Bats - S Born - 1/15/1998 at Vancouver, WA
 Weight - 210 Throws - R Resides - Vancouver, WA

SCHOOL - Union (WA) High School

HOW OBTAINED - Cardinals 12th round selection (376th overall) in the June 2016 First-Year Player Draft

CAREER NOTES - **2021:** Hit a career-high 3 HR on 6/4 at Wisconsin, his third career multi-HR game. **2020:** Participated in early workouts and seminars as part of the Cardinals two-week Instructional Camp in January. **2019:** Midwest League All-Star starting first baseman (0-for-2 in the game)...led the Midwest League in RBI (81) and ranked 3rd in doubles (30) and T9th in extra base hits (38)...ranked among Cardinals minor leaguers in RBI (81, 2nd), doubles (30, T2nd), hits (108, 10th) and walks (56, 6th)...following the season, recognized as the "Best Defensive First Baseman" in the Midwest League in *Baseball America's* "Best Tools" survey. **2018:** Scored a run in seven straight games (8/11-19)...posted three straight games with multiple walks (7/7-9) with seven total. **2017:** Hit two home runs vs. Kingsport (8/7) and drove in a career-high 5 RBI vs. Danville (7/22).

MISC: His father, Shawn, is a Milwaukee Brewers area scout and played four seasons in the Padres organization...brother Caleb is an outfielder in the Brewers organization.

YR	CLUB	LG	AVG	G	AB	R	H	2B	3B	HR	RBI	SH	SF	HP	BB	SO	SB	CS	OBP	SLG	E
16	GCL Cardinals	GCL	.178	25	73	7	13	2	0	1	11	0	1	1	8	9	0	1	.265	.247	3
17	Johnson City	Apy	.221	53	190	36	42	12	2	7	34	0	2	4	34	37	2	2	.348	.416	16
18	State College	NY-Penn	.209	65	220	26	46	13	1	*6	*37	1	*2	7	*38	56	1	0	.341	.359	5
19	Peoria	Midwest	.248	*121	435	57	108	*30	1	7	*81	0	*11	6	56	101	0	5	.335	.370	7
20	DID NOT PLAY -- NO MiLB SEASON																				
21	Peoria	Hi-C	.255	49	192	28	49	7	0	9	27	0	1	3	15	44	1	1	.318	.432	4
	FCL Cardinals	FCL	.160	7	25	2	4	1	0	0	5	0	*2	0	3	2	1	1	.233	.200	0
	Palm Beach	LoA-SE	.275	11	40	4	11	1	0	0	4	0	0	1	4	9	2	0	.356	.300	1
Minor League Totals			.232	331	1175	160	273	66	4	30	199	1	19	22	158	258	7	10	.330	.372	36

WILLIAMS, Garrett

LHP

Height - 6'1 Bats - L Born - 9/15/1994 at Lubbock, TX
 Weight - 197 Throws - L Resides - Lubbock, TX

SCHOOL - Oklahoma State University

HOW OBTAINED - Acquired during the Triple-A Phase of the Rule 5 Draft from the Los Angeles Angels on 12/10/2020

CAREER NOTES - **2019:** Eastern League Pitcher of the Week (June 24-30)...non-roster invitee to Giants Major League Spring Training. **2018:** Entered the season rated as the Giants No. 7 prospect and listed as having the "Best Curveball" in the Giants organization entering the season by *Baseball America's* "Best Tools" survey...played for Scottsdale Scorpions in the Arizona Fall League and went 3-0 with a 1.88 ERA in six starts. **2017:** California League Pitcher of the Week (August 7-13).

COLLEGE: Played three seasons for head coach Josh Holliday at OSU, brother of former Cardinals outfielder Matt Holliday. PREP: Played for Calvary Baptist Academy (LA) and named Rawlings First Team All-American in 2013.

MISC: Drafted by the San Francisco Giants in the 7th round of the 2016 MLB Draft...originally selected by the San Diego Padres in the 33rd round of the 2013 MLB Draft, but did not sign...traded to the Los Angeles Angels as the player to be named later from San Francisco in exchange for INF Zack Cozart and INF Will Wilson on 12/12/2019...won a gold medal with the 2012 USA Baseball team that won the IBAF 18U World Championship in Seoul, South Korea.

YR	CLUB	LG	W-L	ERA	G	GS	CG	SHO	SV	IP	H	R	ER	HR	HB	BB	SO	WP	BK
16	AZL Giants	AZL	1-0	2.57	3	1	0	0	0	7.0	4	2	2	0	0	3	5	0	0
	Salem-Keizer	Northw.	1-2	5.68	7	7	0	0	0	25.1	28	18	16	1	3	14	22	2	0
17	Augusta	SAL	4-3	2.25	12	11	0	0	0	64.0	59	22	16	0	0	25	58	4	2
	San Jose	Calif.	2-2	2.45	6	5	0	0	0	33.0	28	11	9	3	4	10	38	1	0
18	Richmond	Eastern	3-9	6.06	33	15	0	0	1	81.2	96	*63	55	6	*13	*61	73	4	0
19	Richmond	Eastern	7-8	3.60	29	20	0	0	0	110.0	88	50	44	6	*15	*61	108	11	*2
20	DID NOT PITCH -- NO MiLB SEASON																		
21	Memphis	AAA-E	1-1	6.61	26	0	0	0	0	32.2	23	28	24	2	8	35	37	7	0
	Springfield	AA-C	1-0	3.32	11	0	0	0	0	19.0	18	7	7	2	1	8	25	1	0
Minor League Totals			20-25	4.18	127	59	0	0	1	372.2	344	201	173	20	44	217	366	30	4

* Led Team

+ Led League

MINOR LEAGUE PLAYERS



WILLIS, Alec

RHP

Height - 6'6 Bats - R Born - 3/30/2003 at Denver, CO
Weight - 220 Throws - R Resides - Denver, CO

SCHOOL - Regis Jesuit (CO) High School

HOW OBTAINED - Cardinals 7th round selection (211th overall) in the July 2021 First-Year Player Draft

CAREER NOTES - 2022: Rated as the No. 23 prospect in the Cardinals organization entering the season. **PREP:** Went 3-1 with a 0.72 ERA and 54 strikeouts in 29.0 innings for Regis Jesuit High School (Colo.) in his senior season in 2021...underwent ulnar nerve decompression surgery in 2020...Led Regis to the 2019 5A Colorado State Championship with a 1.53 ERA in nine outings.

YR	CLUB	LG	W-L	ERA	G	GS	CG	SHO	SV	IP	H	R	ER	HR	HB	BB	SO	WP	BK
21	FCL Cardinals	FCL	0-0	0.00	1	1	0	0	0	1.0	0	0	0	0	0	0	1	0	0

WINN, Masyu

SS/RHP

Height - 5'10 Bats - R Born - 3/21/2002 at Katy, TX
Weight - 175 Throws - R Resides - Kingwood, TX

SCHOOL - Kingwood (TX) High School

HOW OBTAINED - Cardinals 2nd round selection (54th overall) in the June 2020 First-Year Player Draft

CAREER NOTES - Cardinals organization and listed as the "Best Athlete", "Fastest Baserunner" and "Best Infield Arm" in the Cardinals organization entering the season by Baseball America's "Best Tools" survey. **2021:** Led all Cardinals minor leaguers in runs (76) and stolen bases (32) and ranked among the leaders in walks (46, T-7th) and triples (5, T-2nd)...ranked as having the "Best Infield Arm" among Low-A Southeast players in Baseball America's survey of minor league managers...Low-A Southeast Player of the Week (June 7-13)...Listed as the "Best Athlete" and "Best Infield Arm" in the Cardinals organization entering the season by Baseball America's "Best Tools" survey...entered the season rated as the No. 11 prospect in the Cardinals organization by *Baseball America*...made his minor league pitching debut on 9/5 at West Michigan. **2020:** Participated at the Alternate Training Site in Springfield during the COVID-19 Major League Baseball protocols. **PREP:** Was 13-0 with an 0.67 ERA and 117 strikeouts over 76.1 IP, while batting .417 with eight home runs, 46 RBI and 37 runs scored as a junior in high school earning District 22-6A MVP honors...signed his college letter of intent to the University of Arkansas...was a summer ball teammate of Cardinals draft pick Tink Hence.

YR	CLUB	LG	AVG	G	AB	R	H	2B	3B	HR	RBI	SH	SF	HP	BB	SO	SB	CS	OBP	SLG	E
20	DID NOT PLAY -- NO MiLB SEASON																				
21	Palm Beach	LoA-SE	.262	61	237	*50	62	15	*3	3	34	0	*4	3	40	60	*16	2	.370	.388	18
	Peoria	HiA-C	.209	36	148	26	31	4	2	2	10	0	0	0	6	40	*16	3	.240	.304	6
Minor League Totals			.242	97	385	76	93	19	5	5	44	0	4	3	46	100	32	5	.324	.356	24

YR	CLUB	LG	W-L	ERA	G	GS	CG	SHO	SV	IP	H	R	ER	HR	HB	BB	SO	WP	BK
20	DID NOT PITCH -- NO MiLB SEASON																		
21	Peoria	HiA-C	0-0	0.00	1	0	0	0	0	1.0	0	0	0	0	0	0	1	0	0

YANEZ, Omar

RHP

Height - 6'2 Bats - R Born - 12/7/2002 at Caracas, Venezuela
Weight - 190 Throws -R Resides - Caracas, Venezuela

HOW OBTAINED - Signed by the Cardinals as an International free agent on 10/18/2019

YR	CLUB	LG	W-L	ERA	G	GS	CG	SHO	SV	IP	H	R	ER	HR	HB	BB	SO	WP	BK
20	DID NOT PITCH -- NO MiLB SEASON																		
21	DSL Cardinals Red	DSL	0-2	3.93	17	0	0	0	3	18.1	16	14	8	1	1	15	14	2	*1

* Led Team + Led League

MINOR LEAGUE PLAYERS



RHP

YASENKA, Michael**Height** - 6'1 **Bats** - R **Born** - 5/26/1998 at Franklin, PA**Weight** - 204 **Throws** - R **Resides** - Frisco, TX**SCHOOL** - Eastern Illinois University**HOW OBTAINED** - Cardinals 17th round selection (515th overall) in the June 2019 First-Year Player Draft

CAREER NOTES - 2021: High-A Central Pitcher of the Week (July 5-11)...Ranked among Cardinals minor league pitchers in innings pitched (95.2, 8th), games started (21, T-3rd), and strikeouts (103, 8th). **2019:** Named Cardinals Minor League Pitcher of the Month for July...named Appalachian League Pitcher of the Week (7/8-14)...led all Cardinals minor league pitchers in WHIP (0.92), while ranking 2nd in strikeout/walk ratio (3.8, 10th) and 9th Toughest to HR off (92.5 TBF/HR)...struck out a career-high 10 batters over 7.0 innings at Kingsport (7/24)...carried an 0.56 ERA in seven appearances (5 starts) into the season over his first 32.1 innings...did not allow more than two earned runs in any appearance. **COLLEGE:** Struck out 100 batters in 2019, the 3rd pitcher in EIU history to post triple digit strikeouts in a single season.

YR	CLUB	LG	W-L	ERA	G	GS	CG	SHO	SV	IP	H	R	ER	HR	HB	BB	SO	WP	BK
19	Johnson City	Apy	2-1	0.56	7	5	*1	0	0	32.1	21	7	2	1	4	6	37	4	0
	State College	NYP	1-1	2.45	3	3	0	0	0	14.2	9	5	4	0	0	7	12	1	0
20	DID NOT PITCH -- NO MiLB SEASON																		
21	Peoria	HiA-C	1-9	6.11	24	21	0	0	0	95.2	92	*75	*65	*17	4	57	103	5	0
Minor League Totals			4-11	4.48	34	29	1	0	0	142.2	122	87	71	18	8	70	152	10	0

YNFANTE, Nelfy**Height** - 6'3 **Bats** - R **Born** - 2/1/2005 at Pimentel, Dominican Republic**Weight** - 168 **Throws** - R **Resides** - San Francisco de Macoris, Dominican Republic**HOW OBTAINED** - Signed by the Cardinals as an International free agent on 1/15/2022

YR	CLUB	LG	W-L	ERA	G	GS	CG	SHO	SV	IP	H	R	ER	HR	HB	BB	SO	WP	BK
2022 WILL BE HIS FIRST PROFESSIONAL SEASON																			

ZÁPATA, José**Height** - 5'11 **Bats** - R **Born** - 2/14/2001 at Ocumare del Tuy, Venezuela**Weight** - 214 **Throws** - R **Resides** - at Ocumare del Tuy, Venezuela**HOW OBTAINED** - Signed by the Cardinals as an International free agent on 7/2/2017**CAREER NOTES - CAREER:** Has thrown out 29.4% (40 CS/136 SB ATT) of attempted base runners.

YR	CLUB	LG	AVG	G	AB	R	H	2B	3B	HR	RBI	SH	SF	HP	BB	SO	SB	CS	OBP	SLG	E
18	DSL Cardinals Blue	DSL	.192	35	120	18	23	6	0	0	20	0	3	5	17	42	1	0	.310	.242	6
19	DSL Cardinals Blue	DSL	.243	42	148	26	36	11	1	1	16	1	2	7	20	40	1	3	.356	.351	16
20	DID NOT PLAY -- NO MiLB SEASON																				
21	Palm Beach	LoA-SE	.188	10	32	4	6	1	0	1	4	0	0	0	2	13	0	0	.235	.313	2
	FCL Cardinals	FCL	.250	10	28	4	7	3	0	0	4	0	0	0	2	11	0	0	.300	.357	1
Minor League Totals			.220	97	328	52	72	21	1	2	44	1	5	12	41	106	2	3	.324	.308	25

* Led Team

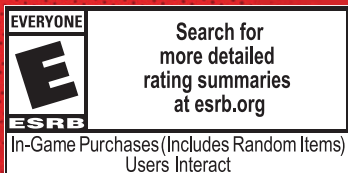
+ Led League



THE SHOW™ 22

AVAILABLE APRIL 5

AVAILABLE ON



©2022 Sony Interactive Entertainment LLC. "PlayStation Family Mark", "PlayStation", "PS5 logo", and "PS4 logo", are registered trademarks or trademarks of Sony Interactive Entertainment Inc. MLB and MiLB trademarks and copyrights are used with permission of Major League Baseball. Visit MLB.com and MiLB.com. The Baseball Hall of Fame and Museum trademarks and copyrights are used with permission of the National Baseball Hall of Fame and Museum, Inc., as applicable. Visit the official website of the Hall of Fame at BaseballHall.org. Officially Licensed Product of MLB Players, Inc. MLBPA trademarks, copyrighted works and other intellectual property rights are owned and/or held by MLBPA and may not be used without the written consent of MLBPA or MLB Players, Inc. Visit MLBPLAYERS.com, the Players Choice on the web. Microsoft, the Xbox Sphere mark, the Series X logo, Series S logo, Series X|S logo, Xbox One, Xbox Series X, Xbox Series S, and Xbox Series X|S are trademarks of the Microsoft group of companies. Nintendo Switch is a trademark of Nintendo.

St. Louis Cardinals



2021 SEASON IN REVIEW



2021 FINAL STANDINGS

N.L. EAST

	W	L	PCT.	GB
ATLANTA*	88	73	.547	-
PHILADELPHIA	82	80	.506	6.5
NEW YORK	77	85	.475	11.5
MIAMI	67	95	.414	21.5
WASHINGTON	65	97	.401	23.5

N.L. CENTRAL

	W	L	PCT.	GB
MILWAUKEE*	95	67	.586	-
ST. LOUIS#	90	72	.556	5.0
CINCINNATI	83	79	.512	12.0
CHICAGO	71	91	.438	24.0
PITTSBURGH	61	101	.377	34.0

N.L. WEST

	W	L	PCT.	GB
SAN FRANCISCO*	107	55	.660	-
LOS ANGELES#	106	56	.654	1.0
SAN DIEGO	79	83	.488	28.0
COLORADO	74	87	.460	32.5
ARIZONA	52	110	.321	55.0

* Division winner # Wild Card

A.L. EAST

	W	L	PCT.	GB
TAMPA BAY*	100	62	.617	-
BOSTON#	92	70	.568	8.0
NEW YORK#	92	70	.568	8.0
TORONTO	91	71	.562	9.0
BALTIMORE	52	110	.321	48.0

A.L. CENTRAL

	W	L	PCT.	GB
CHICAGO*	93	69	.574	-
CLEVELAND	80	82	.494	13.0
DETROIT	77	85	.475	16.0
KANSAS CITY	74	88	.457	19.0
MINNESOTA	73	89	.451	20.0

A.L. WEST

	W	L	PCT.	GB
HOUSTON*	95	67	.586	-
SEATTLE	90	72	.556	5.0
OAKLAND	86	76	.531	9.0
LOS ANGELES	77	85	.475	18.0
TEXAS	60	102	.370	35.0

2021 CARDINALS VS. OPPONENTS

N.L. EAST

	Home		Road		Totals	
	W	L	W	L	W	L
Atlanta	0	3	1	3	1	6
Miami	3	0	3	0	6	0
New York	2	2	3	0	5	2
Philadelphia	2	2	1	2	3	4
Washington	1	2	1	2	2	4
TOTALS	8	9	9	7	17	16

N.L. CENTRAL

	Home		Road		Totals	
	W	L	W	L	W	L
Chicago	5	5	5	4	10	9
Cincinnati	5	5	4	5	9	10
Milwaukee	4	5	7	3	11	8
Pittsburgh	4	5	8	2	12	7
TOTALS	18	20	24	14	42	34

N.L. WEST

	Home		Road		Totals	
	W	L	W	L	W	L
Arizona	3	0	3	1	6	1
Colorado	3	0	1	3	4	3
Los Angeles	2	2	1	2	3	4
San Diego	3	0	0	3	3	3
San Francisco	2	1	2	1	4	2
TOTALS	13	3	7	10	20	13

A.L. CENTRAL

	Home		Road		Totals	
	W	L	W	L	W	L
Chicago	0	0	1	2	1	2
Cleveland	1	1	1	1	2	2
Detroit	1	1	0	2	1	3
Kansas City	2	1	3	0	5	1
Minnesota	2	1	0	0	2	1
TOTALS	6	4	5	5	11	9

OVERALL TOTALS 45 36 45 36 90 72



2021 CARDINALS WON-LOST BREAKDOWN

	Home		Road		Totals	
	W	L	W	L	W	L
Shutouts	6	4	9	6	15	10
Shutouts - Individual	0	0	1	2	1	2
Extra Innings	3	2	4	0	7	2
One-Run Decisions	18	10	8	9	26	19
Two-Run Decisions	9	6	7	4	16	10
vs. LH Starters	10	6	14	7	24	13
vs. RH Starters	35	30	31	29	66	59
Grass Fields	45	36	39	35	84	71
Artificial Fields	0	0	6	1	6	1
Day Games	17	10	16	13	33	23
Night Games	28	26	29	23	57	49
April	7	6	7	6	14	12
May	8	4	8	8	16	12
June	8	8	2	9	10	17
July	6	3	6	8	12	11
August	6	9	9	2	15	11
September	9	4	13	3	22	7
October	1	2	0	0	1	2

	WON	LOST
Starters	54	47
Relievers	36	25
Streaks	17	6

DOUBLE-HEADERS	WON	LOST	SPLIT
Home	0	0	1
Road	1	0	2

	ST. LOUIS	OPPONENTS
Double Plays	137	114
Triple Plays	0	0
Errors	84	91
Left On Base	1070	1123
Grand Slam HR	5	5
Home Runs - Home	77	79
Home Runs - Road	121	73

2021 CARDINALS RECORD WHEN

Scoring first	70-24
Opponent scores first	20-48
Scoring 4 or more runs	68-29
Scoring 3 runs	12-10
Scoring 2 or fewer runs	10-43
Scoring in 3 or fewer innings	63-68
Scoring in 4 or more innings	26-2
First game of Series	28-24
Last game of Series	28-24
First game of road trip	6-8
Last game of road trip	6-8
First game of homestand	8-5
Last game of homestand	9-4
Following off-days	10-12
Final at-bat decisions	16-14
Come-from-behind wins/losses	22/22
Walk-off wins/losses	6/4

Out-hit opponents	64-17
Out-hit by opponents	19-46
Errorless games	58-40
Extra innings	7-2
Shutouts	15-10
Leading after 7 innings	72-8
Tied after 7 innings	11-8
Trailing after 7 innings	4-54
Leading after 8 innings	76-5
Tied after 8 innings	8-6
Trailing after 8 innings	1-57
Runs via HR	309
Opponent runs via HR	240
Review Challenges	22-16

By Day:	
Monday	10-5
Tuesday	14-9
Wednesday	13-13
Thursday	12-7
Friday	14-11
Saturday	15-12
Sunday	12-15

By Month:	
Spring	8-10-6
April	14-12
May	16-12
June	10-17
July	12-11
August	15-11
September	22-7
October	1-2

By Series:	
Won: 22	Split: 7
Lost: 21	Sweeps: 13-5

SCORING BY INNING

	1	2	3	4	5	6	7	8	9	10	11	12+	Total
CARDINALS	112	74	89	69	85	70	69	63	55	12	8	0	706
OPPONENTS	83	78	77	90	64	79	75	62	56	5	2	0	671

MARGIN OF VICTORY

	1	2	3	4	5	6	7	8	9	10	11	12+	Total
CARDINALS	26	16	16	8	7	6	5	3	-	-	2	1	90
OPPONENTS	19	10	9	10	10	4	3	1	2	2	2	0	72



2021 CARDINALS DAY BY DAY

Date	Team	H/R D/N	Score	Winner-Loser-Save	ATT	W-L	STD	GA/GB
4/1	CIN	R/D	W, 11-6	Gallegos-Castillo	12,264	1-0	T1	---
4/2				OPEN DATE	---	1-0	T1	---
4/3	CIN	R/D	L, 9-6	Mahle-Wainwright	12,213	1-1	T1	---
4/4	CIN	R/D	L, 12-1	Hoffman-Martinez	11,629	1-2	T3	-1.0
4/5	MIA	R/N	W, 4-1	Ponce de Leon-Rogers-Reyes	4,605	2-2	3	-1.0
4/6	MIA	R/N	W, 4-2	Helsley-Alcantara-Reyes	4,982	3-2	T2	-1.0
4/7	MIA	R/D	W, 7-0	Flaherty-Lopez	5,244	4-2	2	-1.0
4/8	MIL	H/D	W, 3-1	Gallegos-Rasmussen-Reyes	#13,328	5-2	2	-0.5
4/9				OPEN DATE		5-2	2	-1.0
4/10	MIL	H/D	L, 9-5	Houser-Martinez	13,304	5-3	2	-1.0
4/11	MIL	H/D	L, 9-3	Anderson-Ponce de Leon	13,176	5-4	T2	-1.0
4/12	WSH	H/N	L, 5-2	Finnegan-Gant-Hand	12,894	5-5	3	-2.0
4/13	WSH	H/N	W, 14-3	Flaherty-Strasburg	12,714	6-5	T2	-1.0
4/14	WSH	H/D	L, 6-0	Ross-Wainwright	13,206	6-6	3	-1.0
4/15				OPEN DATE		6-6	3	-1.0
4/16	PHI	R/N	L, 9-2	Eflin-Martinez	10,842	6-7	3	-2.0
4/17	PHI	R/D	W, 9-4	Helsley-Moore	10,890	7-7	3	-2.0
4/18	PHI	R/D	L, 2-0	NOLA-Gant	10,876	7-8	3	-2.0
4/19	WSH	R/N	W, 12-5	Flaherty-Ross	7,542	8-8	3	-1.5
4/20	WSH	R/N	L, 3-2	Hudson-Gallegos-Hand	8,418	8-9	3	-2.0
4/21	WSH	R/D	L, 1-0	Scherzer-Martinez-Hand	7,769	8-10	T4	-3.0
4/22				OPEN DATE		8-10	5	-3.0
4/23	CIN	H/N	W, 5-4	Kim-Gray-Reyes	13,196	9-10	T3	-2.0
4/24	CIN	H/D	W, 2-0	Gant-Miley-Gallegos	13,176	10-10	T2	-2.0
4/25	CIN	H/D	W, 5-2	Flaherty-Castillo-Reyes	13,348	11-10	2	-2.0
4/26	PHI	H/N	L, 2-1	Wheeler-WAINWRIGHT-Neris	12,866	11-11	T2	-2.0
4/27	PHI	H/N	W, 5-2	Martinez-Eflin-Reyes	12,895	12-11	T2	-2.0
4/28	PHI	H/N	L, 5-3	Kintzler-Cabrera-Neris	12,701	12-12	T2	-2.0
4/29	PHI	H/D	W, 4-3 (10)	Reyes-Hale	13,159	13-12	2	-2.0
4/30	PIT	R/N	W, 7-3	Gant-Brubaker	5,953	14-12	2	-2.0
				APRIL TOTALS	169,963	14-12	2	-2.0
5/1	PIT	R/N	W, 12-5	Flaherty-Cahill	7,331	15-12	2	-2.0
5/2	PIT	R/D	W, 3-0	Martinez-Crowe-Reyes	7,343	16-12	2	-1.0
5/3	NYM	H/N	W, 6-5	Wainwright-Lucchesi-Reyes	12,686	17-12	T1	---
5/4	NYM	H/N		Postponed to 5/5 - Weather		17-12	1	+0.5
5/5	NYM*	H/N	W, 4-1 (7)	Helsley-Stroman-Reyes		18-12	1	+1.0
	NYM	H/N	L, 7-2 (7)	Yamamoto-Oviedo	13,187	18-13	1	+1.0
5/6	NYM	H/D	L, 4-1	Walker-Gant-Díaz	12,939	18-14	1	+1.0
5/7	COL	H/N	W, 5-0	Flaherty-Gomber	13,435	19-14	1	+2.0
5/8	COL	H/D	W, 9-8	Martinez-González-Reyes	13,390	20-14	1	+2.0
5/9	COL	H/D	W, 2-0	Wainwright-Marquez-Helsley	13,380	21-14	1	+2.0
5/10				OPEN DATE		21-14	1	+2.0
5/11	MIL	R/N	W, 6-1 (11)	Reyes-Boxberger	10,595	22-14	1	+3.0
5/12	MIL	R/N	L, 4-1	Williams-Helsley-Hader	10,226	22-15	1	+2.0
5/13	MIL	R/D	W, 2-0	Flaherty-Burnes-Reyes	10,554	23-15	1	+3.0
5/14	SD	R/N	L, 5-4	Musgrove-Oviedo-Melancon	15,250	23-16	1	+3.0
5/15	SD	R/N	L, 13-3	Diaz-Wainwright	15,250	23-17	1	+3.0
5/16	SD	R/N	L, 5-3	Lamet-Kim-Melancon	15,250	23-18	1	+2.0
5/17				OPEN DATE		23-18	1	+2.0
5/18	PIT	H/N	W, 5-2	Gant-Brubaker-Reyes	14,005	24-18	1	+2.5
5/19	PIT	H/N	W, 8-5	Flaherty-Cahill-Reyes	14,677	25-18	1	+3.5
5/20				OPEN DATE		25-18	1	+3.0
5/21	CHI	H/N	L, 12-3	Hendricks-Helsley	24,282	25-19	1	+2.0
5/22	CHI	H/N	W, 2-1	Cabrera-Alzolay-Reyes	26,027	26-19	1	+3.0
5/23	CHI	H/N	L, 2-1 (10)	Kimbrel-Reyes	24,082	26-20	1	+2.0
5/24	CWS	R/N	L, 5-1	Lynn-Kim	14,629	26-21	1	+1.5
5/25	CWS	R/N	L, 8-3	Giolito-Flaherty-Hendriks	16,380	26-22	1	+0.5



2021 CARDINALS DAY BY DAY

Date	Team	H/R D/N	Score	Winner-Loser-Save	ATT	W-L	STD	GA/GB
5/26	CWS	R/D	W, 4-0	Gant-Rodón	14,791	27-22	1	+0.5
5/27	ARI	R/N	W, 5-4 (10)	Reyes-Crichton-Ponce de Leon	8,951	28-22	1	+0.5
5/28	ARI	R/N	W, 8-6	Woodford-Bumgarner-Ponce de Leon	11,581	29-22	1	+0.5
5/29	ARI	R/N	W, 7-4	Wainwright-Frankoff-Reyes	17,834	30-22	1	+0.5
5/30	ARI	R/D	L, 9-2	Peacock-Kim-R. Smith	16,681	30-23	1	+0.5
5/31	LAD	R/N	L, 9-4	Bauer-Helsley	#18,071	30-24	2	-0.5
MAY TOTALS					182,090	16-12	2	-0.5
6/1	LAD	R/N	W, 3-2	Gallegos-Treinen-Reyes	15,683	31-24	2	-0.5
6/2	LAD	R/N	L, 14-3	Buehler-Martínez	15,889	31-25	2	-1.5
6/3	CIN	H/N	L, 4-2	V.Gutierrez-Wainwright-Sims	15,327	31-26	2	-1.5
6/4	CIN	H/N	L, 6-4	Castillo-Kim-Feliz	22,756	31-27	3	-1.5
6/5	CIN	H/D	L, 5-2	Mahle-Helsley-Sims	23,365	31-28	3	-1.5
6/6	CIN	H/D	L, 8-7	Hembree-Reyes-Sims	21,152	31-29	3	-2.5
6/7				OPEN DATE		31-29	3	-2.5
6/8	CLE	H/N	L, 10-1	Bieber-Martínez	16,178	31-30	3	-3.5
6/9	CLE	H/N	W, 8-2	Wainwright-Mejia	16,331	32-30	3	-3.0
6/10				OPEN DATE		32-30	3	-3.0
6/11	CHI	R/D	L, 8-5	Nance-Cabrera-Kimbrel	35,112	32-31	3	-4.0
6/12	CHI	R/N	L, 7-2	Hendricks-Gant-Kimbrel	39,095	32-32	T3	-5.0
6/13	CHI	R/N	L, 2-0	Davy-Martínez-Kimbrel	35,225	32-33	4	-6.0
6/14	MIA	H/N	W, 4-2	Gallegos-Floro-Reyes	24,281	33-33	4	-5.0
6/15	MIA	H/N	W, 2-1	Reyes-Y.García	24,736	34-33	4	-4.0
6/16	MIA	H/D	W, 1-0	Helsley-ALCANTARA	24,682	35-33	4	-3.0
6/17	ATL	R/N	L, 4-0	Morton-Gant	33,412	35-34	4	-4.0
6/18	ATL	R/N	L, 9-1	Fried-Martínez	#40,377	35-35	4	-4.0
6/19	ATL	R/N		Postponed to 6/20 - Weather		35-35	4	-3.5
6/20	ATL	R/D	W, 9-1 (7)	WAINWRIGHT-Wilson	33,781	36-35	4	-3.0
	ATL	R/N	L, 1-0 (7)	Smyly-Kim-W.Smith	36,977	36-36	T3	-4.0
6/21				OPEN DATE		36-36	3	-3.5
6/22	DET	R/N	L, 8-2	Funkhouser-Oviedo	13,492	36-37	4	-4.5
6/23	DET	R/D	L, 6-2	Manning-Gant	13,263	36-38	4	-5.5
6/24	PIT	H/N	L, 8-2	Kuhl-Martinez	33,254	36-39	4	-6.0
6/25	PIT	H/N	L, 5-4	Crowe-Woodford- Rodriguez	34,812	36-40	4	-7.0
6/26	PIT	H/D	W, 3-1	Wainwright-Brubaker-Reyes	33,058	37-40	4	-7.0
6/27	PIT	H/D	L, 7-2	Kranick-Oviedo	25,163	37-41	4	-8.0
6/28	ARI	H/N	W, 7-1	Gallegos-A.Young	27,175	38-41	4	-8.0
6/29	ARI	H/N	W, 3-2	Martinez-C.Smith-Reyes	28,740	39-41	4	-8.0
6/30	ARI	H/D	W, 7-4	Kim-R.Smith-Reyes	27,235	40-41	T3	-8.0
JUNE TOTALS					398,245	10-17	T3	-8.0
7/1	COL	R/N	L, 5-2	Bard-Gallegos	30,410	40-42	4	-9.0
7/2	COL	R/N	W, 9-3 (10)	Reyes-Almonte	#47,224	41-42	4	-9.0
7/3	COL	R/N	L, 3-2	Chacin-Cabrera-Bard	#48,182	41-43	4	-10.0
7/4	COL	R/D	L, 3-2	Lawrence-Reyes	36,891	41-44	4	-10.0
7/5	SF	R/D	W, 5-3	Kim-Gausman	32,644	42-44	4	-9.0
7/6	SF	R/N	W, 6-5	Wainwright-Cueto-J.Miller	18,785	43-44	3	-8.5
7/7	SF	R/N	L, 5-2	Wood-Oviedo-McGee	19,067	43-45	4	-9.0
7/8				OPEN DATE		43-45	T3	-9.5
7/9	CHI	R/D	L, 10-5	Hendricks-LeBlanc	36,192	43-46	4	-9.5
7/10	CHI	R/N	W, 6-0	Kim-Davies	39,368	44-46	T3	-8.5
7/11	CHI	R/D		Postponed to 9/24 - Rain		44-46	T3	-8.0
PRE ALL-STAR TOTALS					750,298	44-46	T3	-8.0
7/12				All-Star Break				
7/13				All-Star Game - Denver, Colorado				
7/14				All-Star Break				



2021 CARDINALS DAY BY DAY

Date	Team	H/R D/N	Score	Winner-Loser-Save	ATT	W-L	STD	GA/GB
7/16	SF	H/N	L, 7-2	Jackson-Wainwright	33,743	44-47	4	-9.0
7/17	SF	H/N	W, 3-1	Kim-DeSclafani-Reyes	40,489	45-47	4	-9.0
7/18	SF	H/D	W, 2-1	Cabrera-Brebbia-Reyes	29,425	46-47	T3	-9.0
7/19	CHI	H/N	W, 8-3	Woodford-Mills	38,199	47-47	3	-8.5
7/20	CHI	H/N	L, 7-6	Maples-Reyes-Kimbrel	35,402	47-48	T3	-8.5
7/21	CHI	H/N	W, 3-2 (10)	McFarland-Kimbrel	37,008	48-48	3	-7.5
7/22	CHI	H/N	W, 3-2	Kim-Alzolay-Reyes	41,412	49-48	3	-7.0
7/23	CIN	R/N	L, 6-5	Brach-Gallegos-Hembree	30,605	49-49	3	-8.0
7/24	CIN	R/N	L, 5-3	Castillo-Woodford-Hembree	33,489	49-50	3	-9.0
7/25	CIN	R/D	W, 10-6	Helsley-Gray	21,947	50-50	3	-8.0
7/26				OPEN DATE		50-50	3	-8.0
7/27	CLE	R/N	W, 4-2	Wainwright-Shaw-Reyes	19,480	51-50	3	-8.0
7/28	CLE	R/D	L, 7-2	Plesac-Kim	19,927	51-51	3	-9.0
7/29				OPEN DATE		51-51	3	-9.5
7/30	MIN	H/N	W, 5-1	Helsley-Duffey	34,036	52-51	3	-9.5
7/31	MIN	H/N	L, 8-1	Alcala-Woodford	33,432	52-52	3	-9.5
JULY TOTALS					323,146	12-11	3	-9.5
8/1	MIN	H/D	W, 7-3	Wainwright-Pineda	28,975	53-52	3	-9.5
8/2				OPEN DATE		53-52	3	-10.0
8/3	ATL	H/N	L, 6-1	Fried-Lester	31,509	53-53	3	-10.0
8/4	ATL	H/N	L, 7-4	Martin-Gallegos-W.Smith	32,205	53-54	3	-11.0
8/5	ATL	H/N	L, 8-4	Santana-Gallegos	30,549	53-55	3	-11.5
8/6	KC	H/N	W, 4-2	Wainwright-Minor-Reyes	29,090	54-55	3	-11.5
8/7	KC	H/N	W, 5-2	García-Keller-Gallegos	36,615	55-55	3	-10.5
8/8	KC	H/D	L, 6-5	Barlow-Reyes-Lovelady	31,943	55-56	3	-10.5
8/9				OPEN DATE		55-56	3	-10.5
8/10	PIT	R/N	W, 4-1	Happ-Brault-Reyes	10,056	56-56	3	-11.0
8/11	PIT	R/N	W, 4-0	WAINWRIGHT-Crowe	8,548	57-56	3	-11.0
8/12	PIT	R/D	W, 7-6	McFarland-Brubaker-Reyes	8,676	58-56	3	-11.0
8/13	KC	R/N	W, 6-0	Flaherty-Minor	30,620	59-56	3	-10.5
8/14	KC	R/N	W, 9-4	Lester-Keller	35,784	60-56	3	-10.0
8/15	KC	R/D	W, 7-2	Happ-Bubic	18,317	61-56	3	-10.0
8/16				OPEN DATE		61-56	3	-10.0
8/17	MIL	H/N	L, 2-0	Burnes-Wainwright-Hader	28,058	61-57	3	-11.0
8/18	MIL	H/N	L, 6-4 (10)	Hader-Reyes-D.Williams	25,938	61-58	3	-12.0
8/19	MIL	H/N	W, 8-4	Fernández-Woodruff	27,545	62-58	3	-11.0
8/20	PIT	H/N	L, 4-0	M.Keller-Mikolas	28,406	62-59	3	-11.0
8/21	PIT	H/N	L, 5-4	Shreve-Cabrera-Bednar	30,205	62-60	3	-12.0
8/22	PIT	H/D	W, 3-0	Wainwright-Brault-Reyes	34,431	63-60	3	-12.0
8/23				OPEN DATE		63-60	3	-12.0
8/24	DET	H/N	L, 4-3	Mize-Flaherty-Fulmer	28,185	63-61	3	-13.0
8/25	DET	H/D	W, 3-2 (10)	McFarland-Fulmer	24,304	64-61	3	-13.0
8/26	PIT	R/N	L, 11-7	Kuhl-Cabrera	8,618	64-62	3	-13.0
8/27	PIT	R/N	W, 4-3	Happ-Peters-Reyes	12,662	65-62	3	-12.0
8/28	PIT	R/N	W, 13-0	Wainwright-Brault	20,043	66-62	3	-11.0
8/29	PIT	R/D	L, 4-3	Stratton-Reyes	10,290	66-63	3	-12.0
8/30	CIN	R/N	W, 3-1	Lester-Castillo-Gallegos	10,773	67-63	3	-12.0
8/31	CIN	R/N		Postponed to 9/1 - Rain		67-63	3	-12.5
AUGUST TOTALS					447,958	15-11	3	-12.5



2021 CARDINALS DAY BY DAY

Date	Team	H/R D/N	Score	Winner-Loser-Save	ATT	W-L	STD	GA/GB
9/1	CIN*	R/D	W, 5-4 (7)	Cabrera-Miley-Gallegos	10,365	68-63	3	-12.0
	CIN	R/N	L, 12-2 (7)	Gray-Happ	10,892	68-64	3	-13.0
9/2				OPEN DATE		68-64	3	-12.5
9/3	MIL	R/N	W, 15-4	Wainwright-Peralta	23,987	69-64	3	-11.5
9/4	MIL	R/N	L, 4-0	HOUSER-Kim	33,439	69-65	3	-12.5
9/5	MIL	R/D	L, 6-5	Sanchez-Reyes	33,845	69-66	3	-13.5
9/6	LAD	H/D	L, 5-1	Scherzer-Mikolas	43,575	69-67	3	-13.5
9/7	LAD	H/N	L, 7-2	Vesia-Happ	34,500	69-68	3	-14.5
9/8	LAD	H/N	W, 5-4	Wainwright-White-Gallegos	35,566	70-68	3	-14.5
9/9	LAD	H/D	W, 2-1	Reyes-Bickford-Gallegos	31,173	71-68	3	-14.0
9/10	CIN	H/N	L, 4-2	Lorenzen-McFarland-Givens	29,597	71-69	3	-15.0
9/11	CIN	H/N	W, 6-4	Reyes-Sims-Gallegos	33,404	72-69	3	-15.0
9/12	CIN	H/D	W, 2-0	Happ-Gray-Gallegos	32,872	73-69	3	-15.0
9/13	NYM	R/N	W, 7-0	Wainwright-R.Hill	19,057	74-69	3	-14.5
9/14	NYM	R/N	W, 7-6 (11)	Reyes-Reed-Kim	21,825	75-69	2	-13.5
9/15	NYM	R/N	W, 11-4	Lester-Megill	21,001	76-69	2	-12.5
9/16				OPEN DATE		76-69	2	-12.5
9/17	SD	H/N	W, 8-2	Mikolas-Velasquez	30,937	77-69	2	-12.5
9/18	SD	H/N	W, 3-2	J.Miller-Pagan-Gallegos	40,626	78-69	2	-12.5
9/19	SD	H/D	W, 8-7	Reyes-Arrieta-Gallegos	35,326	79-69	2	-11.5
9/20	MIL	R/N	W, 5-2	Lester-Peralta-Garcia	28,291	80-69	2	-10.5
9/21	MIL	R/N	W, 2-1	Woodford-Woodruff-Gallegos	30,475	81-69	2	-9.5
9/22	MIL	R/N	W, 10-2	Mikolas-B. Anderson	29,635	82-69	2	-8.5
9/23	MIL	R/D	W, 8-5	McFarland-Ashby-Gallegos	30,804	83-69	2	-7.5
9/24	CHI	R/D	W, 8-5 (7)	Reyes-Steele-Gallegos	29,030	84-69	2	-7.0
	CHI*	R/N	W, 12-4 (7)	Hudson-Davies	35,020	85-69	2	-7.0
9/25	CHI	R/D	W, 8-5	Kim-Heuer	32,918	86-69	2	-7.0
9/26	CHI	R/D	W, 4-2	Cabrera-Heuer-Gallegos	26,547	87-69	2	-7.0
9/27				OPEN DATE		87-69	2	-7.0
9/28	MIL	H/N	W, 6-2	Wainwright-Gustave	35,726	88-69	2	-6.0
9/29	MIL	H/N	L, 4-0	Houser-Mikolas	35,283	88-70	2	-7.0
9/30	MIL	H/D	W, 4-3	Happ-Sanchez-Garcia	29,161	89-70	2	-6.0
				SEPTEMBER TOTALS	447,746	22-7	2	-6.0
10/1	CHI	H/N	W, 4-3	Gallegos-Nance	41,618	90-70	2	-5.0
10/2	CHI	H/N	L, 6-5	Adam-Garcia-Wick	#45,239	90-71	2	-5.0
10/3	CHI	H/D	L, 3-2 (7)	Biagini-Woodford	#46,525	90-72	2	-5.0
				OCTOBER TOTALS	133,382	1-2	2	-5.0
				POST ALL-STAR TOTALS	1,352,232	46-26	2	-5.0
				SEASON TOTALS	2,102,530	90-72	2	-5.0
WILD CARD GAME								
10/6	LAD	R/N	L, 3-1	Jansen-McFarland	#53,193	0-1		

NOTE: Pitchers' complete games in CAPS; Extra innings shown in parentheses;
 *indicates make-up game due to rain out
 # sellout



2021 CARDINALS FINAL STATISTICS

BATTING

BATTER	AVG	G	AB	R	H	TB	2B	3B	HR	RBI	SH-SF	HP	BB	IBB	SO	SB	CS	DP	OBP	SLG
Arenado, Nolan	.255	157	593	81	151	293	34	3	34	105	0-7	3	50-8	96	2	0	20	.312	.494	
Bader, Harrison	.267	103	367	45	98	169	21	1	16	50	0-2	5	27-6	85	9	4	4	.324	.460	
Carlson, Dylan	.266	149	542	79	144	237	31	4	18	65	1-8	11	57-2	152	2	1	5	.343	.437	
Carpenter, Matt	.169	130	207	18	35	57	11	1	3	21	0-1	6	35-1	77	2	0	1	.305	.275	
Dean, Austin	.233	22	30	5	7	12	2	0	1	7	0-2	0	6-0	11	0	0	0	.342	.400	
DeJong, Paul	.197	113	356	44	70	139	10	1	19	45	0-2	9	35-0	103	4	1	6	.284	.390	
Edman, Tommy	.262	159	641	91	168	248	41	3	11	56	2-4	6	38-1	95	30	5	4	.308	.387	
Elledge, Seth	.000	11	2	0	0	0	0	0	0	0	0-0	0	0-0	0	0	0	0	.000	.000	
Fernández, Junior	.000	16	1	0	0	0	0	0	0	0	0-0	0	0-0	1	0	0	0	.000	.000	
Flaherty, Jack	.118	15	17	2	2	5	0	0	1	3	3-1	0	5-0	7	0	0	0	.304	.294	
Gant, John	.000	22	13	0	0	0	0	0	0	0	5-0	0	0-0	8	0	0	0	.000	.000	
Goldschmidt, Paul	.294	158	603	102	177	310	36	2	31	99	0-5	4	67-2	136	12	0	13	.365	.514	
Happ, J.A.	.000	10	14	0	0	0	0	0	0	0	0-0	0	1-0	5	0	0	0	.067	.000	
Hudson, Dakota	.333	2	3	1	1	1	0	0	0	0	0-0	0	1-0	2	0	0	0	.500	.333	
Hurst, Scott	.000	7	5	0	0	0	0	0	6	0	0-0	0	0-0	1	0	0	0	.000	.000	
Kim, Kwang Hyun	.115	25	26	0	3	4	1	0	0	2	2-0	1	0-0	9	0	0	0	.148	.154	
Krznizer, Andrew	.174	63	161	18	28	38	7	0	1	9	0-0	4	20-2	39	0	0	7	.281	.236	
LeBlanc, Wade	.000	11	11	0	0	0	0	0	0	0	2-0	0	0-0	3	0	0	0	.000	.000	
Lester, Jon	.150	11	20	0	3	5	2	0	0	0	0-0	0	2-0	11	0	0	0	.227	.250	
Martínez, Carlos	.083	16	24	1	2	3	1	0	0	0	1-0	0	0-0	15	0	0	0	.083	.125	
Mikolas, Miles	.000	9	8	0	0	0	0	0	0	0	6-0	0	1-0	5	0	0	0	.111	.000	
Molina, Yadier	.252	121	440	45	111	163	19	0	11	66	0-3	5	24-1	79	3	0	16	.297	.370	
Moroff, Max	.063	6	16	0	1	1	0	0	0	1	0-0	0	0-0	10	0	0	0	.063	.063	
Nogowski, John	.056	19	18	2	1	1	0	0	0	0	0-0	1	1-0	2	0	0	1	.150	.056	
Nootbaar, Lars	.239	58	109	15	26	46	3	1	5	15	1-1	0	13-1	28	2	1	0	.317	.422	
O'Neill, Tyler	.286	138	482	89	138	270	26	2	34	80	0-4	13	38-0	168	15	4	8	.352	.560	
Oviedo, Johan	.150	13	20	3	3	3	0	0	0	2	0-0	0	2-0	9	0	0	0	.227	.150	
Ponce de Leon, Daniel	.000	22	5	0	0	0	0	0	0	0	0-0	0	0-0	5	0	0	0	.000	.000	
Reyes, Alex	.000	67	1	0	0	0	0	0	0	0	0-0	0	0-0	0	0	0	0	.000	.000	
Rondón, José	.263	63	80	13	21	33	3	0	3	9	0-2	0	8-0	17	2	0	1	.322	.413	
Sánchez, Ali	.500	2	4	0	2	4	2	0	0	0	0-0	0	0-0	0	0	0	0	.500	1.000	
Sosa, Edmundo	.271	113	288	39	78	112	8	4	6	27	1-2	17	17-2	63	4	4	8	.346	.389	
Thomas, Lane	.104	32	48	2	5	6	1	0	0	1	0-0	0	10-1	17	2	1	1	.259	.125	
Waddell, Brandon	.000	4	1	0	0	0	0	0	0	0	0-0	0	0-0	1	0	0	0	.000	.000	
Wainwright, Adam	.123	33	57	1	7	9	2	0	0	4	14-0	0	3-0	25	0	0	2	.167	.158	
Webb, Tyler	.000	21	1	0	0	0	0	0	0	0	0-0	0	0-0	1	0	0	0	.000	.000	
Williams, Justin	.160	51	119	10	19	31	0	0	4	11	0-0	1	17-5	46	0	1	2	.270	.261	
Woodford, Jake	.111	24	18	0	2	2	0	0	0	0	2-0	0	0-0	9	0	0	0	.111	.111	
ST. LOUIS	.244	162	5351	706	1303	2202	261	22	198	678	40-44	86	478-32	1341	89	22	99	.313	.412	
OPPONENTS	.234	162	5281	672	1234	1976	252	17	152	636	33-39	85	608-30	1225	43	23	113	.320	.374	

2022 SEASON REVIEW



2021 CARDINALS FINAL STATISTICS

PITCHING

PITCHER	W-L	ERA	G	GS	CG	GF	SHO	SV	IP	H	R	ER	HR	BB-IBB	SO	WP	AVG
Cabrera, Génesis	4-5	3.73	71	0	0	5	0	0	70.0	52	31	29	3	36-2	77	9	.209
Carpenter, Matt	0-0	0.00	1	0	0	1	0	0	1.1	2	0	0	0	0-0	0	0	.400
Dickson, Brandon	0-0	13.50	2	0	0	1	0	0	2.0	5	3	3	1	0-0	1	0	.500
Elledge, Seth	0-0	4.63	11	0	0	2	0	0	11.2	13	6	6	1	7-0	11	1	.302
Fernández, Junior	1-0	5.66	18	0	0	11	0	0	20.2	25	13	13	2	15-1	15	1	.305
Flaherty, Jack	9-2	3.22	17	15	0	0	0	0	78.1	57	35	28	12	26-1	85	4	.199
Flores Jr., Bernardo	0-0	INF	1	0	0	0	0	0	0.0	1	1	1	0	2-0	0	0	1.000
Gallegos, Giovanni	6-5	3.02	73	0	0	20	0	14	80.1	51	28	27	6	20-2	95	4	.183
Gant, John	4-6	3.42	25	14	0	4	0	0	76.1	64	32	29	6	56-2	56	0	.229
García, Luis	1-1	3.24	34	0	0	6	0	2	33.1	25	12	12	2	8-1	34	3	.202
Happ, J.A.	5-2	4.00	11	11	0	0	0	0	54.0	52	24	24	9	17-0	45	1	.251
Helsley, Ryan	6-4	4.56	51	0	0	7	0	1	47.1	40	24	24	4	27-2	47	7	.227
Hicks, Jordan	0-0	5.40	10	0	0	1	0	0	10.0	5	6	6	0	10-0	10	3	.147
Hudson, Dakota	1-0	2.08	2	1	0	0	0	0	8.2	7	2	2	0	1-0	6	1	.219
Kim, Kwang Hyun	7-7	3.46	27	21	0	2	0	1	106.2	98	46	41	12	39-2	80	4	.242
LeBlanc, Wade	0-1	3.61	12	8	0	1	0	0	42.1	45	17	17	7	16-3	23	0	.269
Lester, Jon	4-1	4.36	12	12	0	0	0	0	66.0	68	34	32	11	26-2	40	0	.270
Martínez, Carlos	4-9	6.23	16	16	0	0	0	0	82.1	77	58	57	8	36-2	57	3	.246
McFarland, T.J.	4-1	2.56	38	0	0	7	0	0	38.2	32	11	11	3	9-1	21	0	.237
Mikolas, Miles	2-3	4.23	9	9	0	0	0	0	44.2	43	24	21	6	11-0	31	1	.253
Miller, Andrew	0-0	4.75	40	0	0	6	0	0	36.0	41	19	19	5	16-1	40	1	.293
Miller, Justin	1-0	4.50	18	0	0	5	0	1	16.0	15	8	8	2	5-0	9	0	.254
Oviedo, Johan	0-5	4.91	14	13	0	0	0	0	62.1	61	39	34	8	37-2	51	2	.251
Ponce de Leon, Daniel	1-1	6.21	24	2	0	9	0	2	33.1	32	24	23	5	22-1	24	2	.252
Ramírez, Roel	0-0	81.00	1	0	0	0	0	0	0.1	1	3	3	0	2-0	0	0	.500
Reyes, Alex	10-8	3.24	69	0	0	54	0	29	72.1	46	32	26	9	52-1	95	10	.176
Rondón, Angel	0-0	0.00	2	0	0	1	0	0	2.0	1	0	0	0	1-0	1	0	.167
Waddell, Brandon	0-0	4.15	4	0	0	2	0	0	4.1	4	2	2	0	5-0	6	1	.235
Wainwright, Adam	17-7	3.05	32	32	3	0	1	0	206.1	168	72	70	21	50-3	174	4	.220
Webb, Tyler	0-0	13.22	22	0	0	4	0	0	16.1	22	26	24	1	19-1	14	1	.310
Whitley, Kodi	0-0	2.49	25	0	0	6	0	0	25.1	15	8	7	1	12-0	27	1	.172
Woodford, Jake	3-4	3.99	26	8	0	4	0	0	67.2	66	32	30	7	25-0	50	2	.261
ST. LOUIS	90-72	3.98	162	162	3	159	15	50	1417.0	1234	672	626	152	608-30	1225	66	.234
OPPONENTS	72-90	4.13	162	162	3	159	10	33	1408.1	1303	706	646	198	478-32	1341	51	.244

2021 CARDINALS LEADERS

BATTING		PITCHING	
Average	Goldschmidt	ERA (starter)	Wainwright.....
On-Base Percentage.....	Goldschmidt	ERA (reliever).....	Gallegos
Slugging Percentage.....	O'Neill.....	Wins.....	Wainwright.....
Games.....	Edman.....	Losses.....	Martínez
At-Bats.....	Edman.....	Games.....	Gallegos
Runs.....	Goldschmidt	Games Started.....	Wainwright.....
Hits	Goldschmidt	Games Finished.....	Reyes
Doubles	Edman.....	Complete Games.....	Wainwright.....
Triples.....	Carlson/Sosa.....	Saves.....	Reyes
Home Runs.....	Arenado/O'Neill.....	Shutouts.....	Wainwright.....
RBI.....	Arenado.....	Innings.....	Wainwright.....
Walks.....	Goldschmidt	Strikeouts.....	Wainwright.....
Strikeouts.....	O'Neill.....	Walks.....	Gant.....
Sacrifice Bunts.....	Wainwright.....	Opp. Average.....	Wainwright.....
Sacrifice Flies.....	Carlson.....	WHIP.....	Wainwright.....
Stolen Bases.....	Edman.....	GIDP Induced.....	Wainwright/McFarland.....
Caught Stealing.....	Edman.....	GIDP/9 IP.....	Wainwright.....
GIDP.....	Arenado.....		



2021 CARDINALS HIGHS & LOWS

TEAM MISCELLANEOUS

Longest Winning Streak	^17	9/11-28
Longest Losing Streak	6	6/2-6/8
Longest Game - Innings	*11	9/14 at NYM
Longest Game - Time (overall)	4:34	9/14 at NYM
Longest Game - Time (9-inn game)	*4:08	9/5 at MIL
Longest Game - Time (7-inn game)	2:48	9/1 at CIN [2]
Shortest Game - Time (9-inn game)	2:22	4/26 vs. PHI
Shortest Game - Time (7-inn game)	1:58	6/20 at ATL [2]
Largest Crowd - Home	46,525	10/3 vs. CHI
Largest Crowd - Road	48,182	7/3 at COL
Largest Margin of Victory	*11 runs (15-4)	9/3 at MIL
Largest Margin of Defeat	*11 runs (14-3)	6/2 at LAD
Largest Comeback Win	5	9/23 at MIL
Comeback Wins (4 or more runs)	*2	9/23 at MIL
Most Left on Base	14	9/5 at MIL
Most Errors	*3	8/18 vs. MIL
Longest Errorless Streak (Games)	7	7/2-7/9
Most Double Plays Turned-Cardinals	*4	9/25 at CHI
Most Double Plays Turned-Opponent	3	9/11 vs. CIN

TEAM BATTING

Most Runs - Inning - Cards	9 (5th)	4/13 vs. WSH
Most Runs - Inning - Opponent	11 (1st)	6/2 at LAD
Most Runs - 1st Inning - Cards	\$6	4/1 at CIN
Most Runs - 1st Inning - Opponent	11	6/2 at LAD
Most Runs - Game - Cards	15	9/3 at MIL
Most Runs - Game - Opponent	14	6/2 at LAD
Most Runs - Game - Both Clubs	19	9/3 at MIL
Most Hits - Game - Cards	18	8/28 at PIT
Most Hits - Game - Opponent	*17	8/26 at PIT
Most Hits - Game - Both Clubs	29	9/15 at NYM
Fewest Hits - Game - Cards	*2	6/20 at ATL [2]
Most Extra-Base Hits - Game - Cards	*8	9/24-2 at CHI
Most Bunt Hits - Game - Cards	*1	10/1 vs. CHI
Most Singles - Game - Cards	*12	8/28 at PIT
Most Doubles - Game - Cards	*5	9/22 at MIL
Most Triples - Game - Cards	*2	8/28 at PIT
Most Home Runs - Game - Cards	6	9/3 at MIL
Most Home Runs - Game - Opponent	*4	9/7 vs. LAD
Longest Home Run Streak (Games)	10	9/8-18
Most Stolen Bases - Game - Cards	4	5/13 at MIL
Most Stolen Bases - Game - Opponent	*3	8/8 vs. KC

TEAM PITCHING

Most Strikeouts - Game - Cards	14	4/23 vs. CIN
Most Strikeouts - Game - Opponent	*14	9/6 vs. LAD
Fewest Strikeouts - Game - Cards	1	5/30 at ARI
Fewest Strikeouts - Game - Opponent	*2	5/5[2]vs. NYM
Most Walks - Game - Cards	12	5/14 at SD
Most Walks - Game - Opponent	*8	8/28 vs. PIT
Fewest Walks - Game - Cards	*0	9/18 vs. SD
Fewest Walks - Game - Opponents	*0	9/28 vs. MIL
Fewest Hits Allowed	1	8/10 at PIT

INDIVIDUAL BATTING

Longest Hit Streak-Games	16	Goldschmidt	6/30-7/21
Longest HR Streak-Games	4	Arenado	5/14-5/18
Longest Run Streak-Games	9	O'Neill	9/11-9/20
Longest RBI Streak-Games	*6	Goldschmidt	7/6-7/17
Longest On Base Streak-Games	22	O'Neill	5/14-6/16
Most Runs - Game	*4	Goldschmidt	9/22 at MIL
Most Hits - Game	*4	Bader	9/25 at CHI
Most Bunt Hits - Game	*1	Carlson	10/1 vs. CHI
Most Doubles - Game	*2	Sosa	9/19 vs. SD
Most Triples - Game	2	Sosa	8/28 at PIT
Most Home Runs - Game	*2	O'Neill	10/1 vs. CHI
Grand Slams - Last	*1	Carlson	9/17 vs. SD
Most RBI - Game	*5	Carlson	9/17 vs. SD
Most SB - Game	*2	Bader	9/25 at CHI
Most Walks - Game	*3	Goldschmidt	8/11 at PIT
Most Int. Walks - Game	2	Bader	5/9 vs. COL
Most HBP - Game	2	Molina	9/17 vs. SD

INDIVIDUAL PITCHING

Most K's Game- Starter	11	Wainwright	6/20 at ATL [1]
Most K's Game-Reliever	6	Woodford	5/28 at ARI
Longest Winning Streak	8	Flaherty	4/1-5/19
Longest Losing Streak	6	Reyes	7/4-9/5
Most IP Game- Starter	*9.0	Wainwright	8/11 at PIT
Most IP Game-Reliever	5.1	Woodford	9/4 at MIL
Consecutive Scoreless IP	25.1	Garcia	7/28-9/17
Fewest Hits Allowed - CG	2	Wainwright	8/11 at PIT

* Happened more than once - last time listed.

Busch Stadium III record

^ Franchise record

\$ Opening Day franchise record



2021 CARDINALS DETAILED HITTING

Player	Multi-Hit Games						Multi-RBI Games						Hits		2-out RBI	
	2H	3H	4H	5H	6H	Tot.	GWRBI	2RBI	3RBI	4RBI	5RBI	6+RBI	Total	Infield		Bunt
Arenado	31	6	1			38	14	23	9	1			33	9		50
Bader	13	8	1			22	5	6	4	1			11	18		13
Carlson	28	9				37	5	8	2	2	1		13	13	2	18
Carpenter	4					4	4	2	4				6	4	3	12
Dean	2					2		1	1				2	1		
DeJong	14	1				15	4	9	2		1		12	6		12
Edman	37	4	2			43	5	12	3				15	24	1	26
Goldschmidt	33	14	1			48	15	18	7	1			26	10		36
Hudson														1		
Kim							1	1					1	2		2
Knizner	5					5		2					2	1		1
Molina	20	7				27	16	10	3	2			15	3		32
Moroff																1
Nootbaar	3	2				5	2	1	1				2	2	2	7
O'Neill	27	9	1			37	10	16	7				23	13		27
Oviedo																1
J. Rondón	2					2		2					2	2		5
Sosa	16	3	1			20	3	4			1		5	13	1	12
Thomas														1	1	1
Wainwright	1					1										2
Williams	3					3		2	1				3	2		5
TOTALS	239	63	7	0	0	309	84	117	44	7	3	0	171	125	10	263

*The Cardinals scored 270 two-out runs.



2021 CARDINALS LINEUP

GAMES STARTED BY EACH POSITION IN BATTING ORDER

1. Edman 124, Carlson 35, Bader 1, Carpenter 1, Nootbaar 1
2. Goldschmidt 100, Carlson 60, Carpenter 2
3. Arenado 61, Goldschmidt 57, O'Neill 35, Carlson 7, Carpenter 2
4. Arenado, 96, O'Neill 40, Molina 12, DeJong 10, Carpenter 4
5. Molina 67, O'Neill 25, DeJong 24, Carlson 21, Carpenter 12, Bader 5, Edman 4, Nootbaar 2, Sosa 2
6. Molina 39, Bader 22, O'Neill 20, Edman 15, DeJong 14, Carlson 13, Nootbaar 10, Sosa 10, Carpenter 9, Williams 5, Knizner 2, J. Rondón 2, Dean 1
7. Sosa 36, DeJong 31, Bader 27, Carpenter 12, O'Neill 9, Williams 9, Edman 8, Nootbaar 8, Carlson 7, Knizner 7, J. Rondón 3, Dean 2 Thomas 2, Moroff 1
8. Bader 46, Knizner 33, Sosa 26, DeJong 19, Williams 18, Thomas 7, J. Rondón 3, Carlson 2, Carpenter 2, Edman 2, Dean 1, Moroff 1, O'Neill 1, Sánchez 1
9. Wainwright 31, Kim 19, Martínez 16, Flaherty 13, Gant 12, Oviedo 12, Lester 11, Happ 10, Mikolas 9, LeBlanc 8, Woodford 8, DeJong 2, Nootbaar 2, Ponce de Leon 2, Hudson 1, Knizner 1, J. Rondón 1, Sosa 1, Thomas 1, Williams 1

Lineups Used: 107 (152 when including pitchers)

GAMES STARTED BY POSITION

- C** Molina 118, Knizner 43, Sánchez 1
1B Goldschmidt 153, Carpenter 9
2B Edman 115, Carpenter 29, Sosa 15, Moroff 2, J. Rondón 1
SS DeJong 100, Sosa 59, Edman 3
3B Arenado 155, Carpenter 4, Moroff 1, J. Rondón 1, Sosa 1
LF O'Neill 129, Williams 16, Carlson 8, Nootbaar 4, Dean 3, Thomas 2
CF Bader 101, Carlson 59, Thomas 2
RF Carlson 78, Edman 35, Nootbaar 19, Williams 17, J. Rondón 6, Thomas 6, Dean 1
P Wainwright 32, Kim 21, Martínez 16, Flaherty 15, Gant 14, Oviedo 13, Lester 12, Happ 11, Mikolas 9, LeBlanc 9, Woodford 8, Ponce de Leon 2, Hudson 1
DH Goldschmidt 4, Arenado 2, Carpenter 2, O'Neill 1, J. Rondón 1

Defensive Lineups Used: 67 (124 when including pitchers)

WELCOME TO THE SHOW!

The Cardinals had 3 rookies make their Major League debut during the 2021 season, two position players and one pitcher.

Pos.	Player	Date	Opponent	Age	Debut Stats
OF	Scott Hurst	April 16	at Philadelphia Phillies	25.022	Pinch-hit: 0-for-1
RHP	Angel Rondón	June 6	vs. Cincinnati Reds	23.187	Relief: ND, 1 IP, H, K
OF	Lars Nootbaar	June 22	at Detroit	23.287	Started LF: 0-3, SF, RBI



2021 CARDINALS DEFENSE

CARDINALS 2020 DEFENSE																
	FIELDING GEMS	OUTFIELD ASSISTS					ERRORS			BASE-STEALING			PITCHER'S		CATCHING	
		1	2	3	H	T	T	F	OTHER	CS	ATT	PCT	CS	PKOFF	ERA	WP
Arenado	27						3	9	0							
Bader	17			1	3	4	0	3	0							
Cabrera	0						0	0	0	0	2	0%				9
Carlson	14		2	2	4	8	2	2	0							
Carpenter	3						0	4	0							
Dean	1						0	0	0							
DeJong	6						4	4	0							
Edman	24				1	1	2	5	0							
Elledge	0						0	0	0	1	1	100%				1
Fernández	0						0	0	0							1
Flaherty	0						1	0	0	1	2	50%	0	1		4
Gallegos	0						1	0	0	1	2	50%	0	1		4
Gant	1						1	0	0	0	3	0%				
Garcia	0						0	0	0	1	1	100%				2
Goldschmidt	14						1	1	0							
Happ	0						0	0	0	0	2	0%				1
Helsley	0						0	0	0	1	2	50%				7
Hicks	0						0	0	0							3
Hudson	0						0	0	0	0	1	0%				1
Kim	0						1	0	0	2	2	100%	2	1		4
Knizner	1						3	0	0	4	20	20%	---	---	5.68 (24 er/38.0 ic)	20 1
LeBlanc	0						0	0	0	1	1	100%				
Lester	1						0	0	0	0	2	0%				
Martínez	0						1	0	0	1	2	50%				3
McFarland	0						0	0	0							
Mikolas	0						0	0	0							1
Miller, A.	0						0	0	0	0	1	0%				1
Miller, J.	0						0	0	0	0	1	0%				
Molina	1						1	2	0	13	39	33%	---	3	3.82 (143 er/337.1 ic)	43 6
Moroff	0						1	0	0							
Nootbaar	3		1	1		1	0	2	0							
O'Neill	12		4		3	7	5	3	0							
Oviedo	0						1	0	0	1	3	33%				2
Ponce de Leon	0						1	0	0							1
Reyes	0						2	0	0	1	5	20%				10
Rondón, J.	2						1	0	0							
Sánchez	0						0	0	0				---	---	8.00 (8 er/9.0 ic)	1 --
Sosa	11						5	6	0							
Thomas	1						0	1	0							
Waddell	0						0	0	0							1
Wainwright	0						2	0	0	2	5	40%				4
Webb	0						0	0	0							1
Whitley	0						0	0	0							1
Williams	7		2	1	1	4	0	2	0							
Woodford	0						0	1	0	2	3	67%	1	1		2
TOTALS	145	1	9	4	13	27	39	45	0	17	59	29%	3	7	3.98 (626 er/1417.0 ic)	66 7



2021-22 CARDINALS TRANSACTIONS

January 29: Signed RHP Adam Wainwright to a one-year contract for 2021.

February 1: Acquired 3B Nolan Arenado and cash considerations from the Colorado Rockies in exchange for LHP Austin Gomber, 3B Elehuris Montero, RHP Tony Locey, SS Mateo Gil, and RHP Jake Sommers.

February 9: Signed C Yadier Molina to a one-year contract for 2021.

February 10: Acquired RHP Johan Quezada from the Philadelphia Phillies in exchange for cash considerations.

February 12: Acquired C Ali Sánchez from the New York Mets in exchange for cash considerations.

February 14: Signed OF Matt Szczur to a minor league contract and invited him to spring training.

February 17: Opened camp with 39 roster players and 28 non-roster invitees.

March 13: Optioned RHP Junior Fernandez and RHP Johan Quezada. Re-assigned RHP Conner Jones, RHP Griffin Roberts, LHP Austin Warner, RHP Garrett Williams, C Pedro Pages, C Carlos Soto, 1B Luken Baker, INF Kramer Robertson, OF Lars Nootbaar, and OF Justin Toerner.

March 20: Optioned RHP Seth Elledge, RHP Angel Rondón, C Ivan Herrera, and Ali Sánchez. Re-assigned RHP Roel Ramirez, C Aaron Antonini, INF Evan Mendoza, INF Delvin Perez, OF Conner Capel, and OF Scott Hurst.

March 25: Optioned RHP Johan Oviedo. Re-assigned RHP Jesus Cruz, LHP Evan Kruczynski, LHP Matthew Liberatore, LHP Zack Thompson, RHP Tommy Parsons, INF Nolan Gorman, and OF Matt Szczur.

March 28: Optioned RHP Kodi Whitley and OF Lane Thomas. Re-assigned C Tyler Heineman, C Dennis Ortega, INF Max Moroff and INF José Rondón.

April 1: Placed OF Harrison Bader (right forearm), LHP Kwang Hyun Kim (back), RHP Miles Mikolas (right shoulder), and RHP Dakota Hudson (right elbow) on the 10-day Injured list (retro to March 31). Claimed LHP Bernardo Flores Jr. off waivers from the Chicago White Sox.

April 10: Optioned RHP Jake Woodford to the Alternate Training Site following the game.

April 11: Recalled RHP Johan Oviedo and OF Lane Thomas from the Alternate Training Site. Placed OF Tyler O'Neill (right groin) on the 10-day Injured List.

April 12: Optioned RHP Johan Oviedo to the Alternate Training Site following the game,

April 13: Recalled RHP Kodi Whitley from the Alternate Training Site.

April 15: Optioned OF Lane Thomas to the Alternate Training Site. Selected OF Scott Hurst from the Alternate Training Site. Transferred RHP Dakota Hudson from the 10-day Injured List to 60-Day Injured List.

April 17: Optioned RHP Kodi Whitley to the Alternate Training Site. Activated LHP Kwang Hyun Kim (back) from the 10-Day Injured List.

April 23: Activated OF Tyler O'Neill from the 10-day Injured List (right groin strain). Placed INF/OF John Nogowski on the 10-Day Injured List (left hand bone bruise), retroactive to April 20.

April 27: Placed C Yadier Molina on the 10-day Injured List (right foot tendon strain). Recalled C Ali Sánchez from the Alternate Training Site.

April 28: Recalled RHP Johan Oviedo from the Alternate Training Site. OF Scott Hurst optioned to the Alternate Training Site. Optioned RHP Johan Oviedo to the Alternate Training Site, following the game.

April 29: Recalled RHP Seth Elledge from the Alternate Training Site. Following the game, placed RHP Adam Wainwright on the COVID-19 Injured List and LHP Andrew Miller on the 10-Day Injured List (right foot, toe blister). Activated OF Harrison Bader from the 10-day Injured List (right forearm). Recalled RHP Kodi Whitley from the Alternate Training Site.

April 30: Placed RHP Daniel Ponce de Leon on the 10-Day Injured List (right shoulder inflammation), retroactive to April 29. Recalled RHP Jake Woodford from the Alternate Training Site.

May 3: Activated RHP Adam Wainwright from COVID-19 Injured List. Optioned OF Austin Dean to Memphis (AAA).

May 4: Placed RHP Jordan Hicks on the 10-day Injured List (right elbow inflammation) retroactive to May 2. Recalled RHP Johan Oviedo from Memphis (AAA).

May 5: Recalled LHP Bernardo Flores, Jr. from Memphis (AAA) to serve as 27th player for doubleheader. Sent RHP Miles Mikolas to Memphis (AAA) on Injury Rehabilitation Assignment. Returned LHP Bernardo Flores, Jr. to Memphis, following the game.

May 6: Recalled OF Lane Thomas from Memphis (AAA) and optioned RHP Johan Oviedo to Memphis.

May 8: Activated C Yadier Molina (right foot tendon strain) from the 10-day Injured List. Optioned C Ali Sánchez to Memphis (AAA).

May 11: Placed RHP Carlos Martinez on the 10-Day Injured List (right ankle), retroactive to May 9. Recalled RHP Johan Oviedo from Memphis (AAA).

May 13: Sent RHP Daniel Ponce de Leon to Memphis (AAA) to begin rehabilitation assignment.

May 14: Placed SS Paul DeJong on the 10-Day Injured List (left rib non-displaced fracture), retroactive to May 13. Selected the contract of INF Max Moroff from Memphis (AAA). Transferred RHP Jordan Hicks from the 10-Day Injured List to the 60-Day Injured List.



2021-22 CARDINALS TRANSACTIONS

(Continued)

May 18: Placed OF Tyler O'Neill (left middle finger fracture) on the 10-Day Injured List, retroactive to May 17. Optioned RHP Junior Fernandez to Memphis (AAA). Activated INF John Nogowski and Daniel Ponce de Leon from 10-Day Injured List.

May 19: Optioned 1B/OF John Nogowski to Memphis (AAA) following the game.

May 21: Activated RHP Carlos Martínez (right ankle) from the 10-Day Injured List. Optioned RHP Seth Elledge to Memphis (AAA) following the game.

May 22: Activated RHP Miles Mikolas (right shoulder) from the 10-Day Injured List.

May 23: Placed RHP Miles Mikolas (right forearm tightness) on the 10-Day Injured List. Recalled RHP Junior Fernández from Memphis (AAA).

May 25: Placed OF Harrison Bader on the 10-Day Injured List (right rib hairline fracture). Recalled 1B/OF John Nogowski from Memphis (AAA). Sent LHP Andrew Miller to Memphis (AAA) on Injury Rehabilitation Assignment.

May 27: Activated OF Tyler O'Neill from the 10-Day Injured List (left middle finger fracture). Optioned 1B/OF John Nogowski to Memphis (AAA).

May 28: Recalled RHP Johan Oviedo from Memphis (AAA). Optioned RHP Junior Fernández to Memphis (AAA).

May 29: Placed INF Max Moroff on the 10-Day Injured List (left shoulder subluxation), retroactive to May 27. Optioned RHP Johan Oviedo to Memphis (AAA). Recalled RHP Jose Fernández from Memphis (AAA). Selected INF José Rondón from Memphis (AAA). Transferred RHP Miles Mikolas from the 10-Day to 60-Day Injured List.

May 30: Placed RHP Kodi Whitley on the 10-day Injured List (mid back spasms), retroactive to May 27. Recalled RHP Seth Elledge from Memphis (AAA).

June 1: Placed RHP Jack Flaherty on the 10-day Injured List (left oblique strain). Recalled RHP Johan Oviedo from Memphis (AAA).

June 3: Designated LHP Tyler Webb for assignment. Activated LHP Andrew Miller from the 10-day Injured List.

June 5: Placed LHP Kwang Hyun Kim (right lower back stiffness) on the 10-day Injured List. Placed OF Justin Williams (neck stiffness) on the 10-day Injured List, retroactive to June 3. Recalled RHP Angel Rondón and 1B/OF John Nogowski from Memphis (AAA). Sent SS Paul DeJong to Memphis (AAA) on Injury Rehabilitation Assignment.

June 6: LHP Brandon Waddell claimed off waivers from Baltimore Orioles and assigned him to Memphis (AAA). Outrighted LHP Tyler Webb to Memphis.

June 9: INF/OF John Nogowski optioned to Memphis (AAA).

June 11: SS Paul DeJong activated from the 10-Day Injured List.

June 12: Sent OF Justin Williams (neck stiffness) to Memphis (AAA) on injury rehabilitation assignment.

June 15: Activated LHP Kwang Hyun Kim from the 10-day Injured List. Optioned RHP Angel Rondón to Memphis (AAA).

June 17: Signed LHP Wade LeBlanc to a Major League contract. Optioned RHP Seth Elledge to Memphis (AAA). Transferred INF Max Moroff from the 10-day Injured List to the 60-day Injured List.

June 18: Activated OF Justin Williams (neck) from the 10-day Injured List and optioned him to Memphis (AAA).

June 22: Selected OF Lars Nootbaar from Memphis (AAA). Optioned OF Lane Thomas to Memphis (AAA). Designated LHP Bernardo Flores, Jr., for assignment.

June 23: Placed RHP Daniel Ponce de Leon on the 10-day Injured List (right shoulder discomfort). Recalled RHP Seth Elledge from Memphis (AAA).

June 24: LHP Bernardo Flores, Jr. claimed on waivers by the Colorado Rockies.

June 25: Sent OF Harrison Bader to Palm Beach (A) to begin an injury an rehabilitation assignment.

June 28: Recalled LHP Brandon Waddell and selected RHP Roel Ramírez from Memphis (AAA). Optioned RHP Seth Elledge and RHP Jake Woodford to Memphis. Designated 1B/OF John Nogowski for assignment.

June 29: Transferred OF Harrison Bader's injury rehabilitation assignment to Memphis (AAA).

June 30: OF Lars Nootbaar optioned to Memphis (AAA) following the game.

July 1: OF Harrison Bader (right rib hairline fracture) activated from the 10-Day Injured List.

July 2: Claimed RHP Justin Miller off waivers from Washington. Transferred RHP Jack Flaherty to 60-Day Injured List. Optioned RHP Roel Ramirez to Memphis (AAA) following the game.

July 3: Activated RHP Justin Miller to the 26-man roster. Traded INF/OF John Nogowski to Pittsburgh in exchange for cash considerations.

July 7: Placed RHP Carlos Martinez on the 10-day Injured List (right thumb ligament sprain), retroactive to July 5. Recalled OF Lars Nootbaar from Memphis (AAA).

July 8: Optioned RHP Johan Oviedo to Memphis (AAA).

July 9: Signed RHP Luis Garcia to a Major League Contract. Transferred RHP Carlos Martinez to the 60-Day Injured List.

July 11: Activated RHP Kodi Whitley from the 10-Day Injured List and optioned him to Memphis (AAA).



2021-22 CARDINALS TRANSACTIONS

(Continued)

July 15: Optioned LHP Brandon Waddell to Memphis (AAA) and placed him on the COVID-19 Injured List at Memphis.

July 16: Selected the contract of LHP T.J. McFarland from Memphis (AAA). Optioned OF Lars Nootbaar to Memphis, following the game.

July 19: Recalled RHP Jake Woodford from Memphis (AAA). Optioned RHP Junior Fernández to Memphis, following the game.

July 20: Recalled RHP Johan Oviedo from Memphis (AAA).

July 21: RHP Roel Ramirez claimed on waivers by the New York Mets.

July 22: RHP Daniel Ponce de Leon began injury rehabilitation assignment with Memphis (AAA).

July 24: RHP Miles Mikolas began injury rehabilitation assignment with Memphis (AAA).

July 25: Acquired RHP T.J. Zeuch from Toronto for cash considerations. Optioned Zeuch to Memphis (AAA).

July 26: Optioned RHP Johan Oviedo to Memphis (AAA).

July 27: Recalled OF Lane Thomas from Memphis (AAA). RHP Jack Flaherty began injury rehabilitation assignment with Memphis (AAA).

July 30: Acquired LHP J.A. Happ and cash considerations from the Minnesota Twins in exchange for RHP John Gant and minor league LHP Evan Sisk. Acquired LHP Jon Lester from the Washington Nationals in exchange for OF Lane Thomas. Recalled OF Lars Nootbaar from Memphis (AAA).

August 1: Activated LHP Jon Lester on the 26-player roster. Optioned RHP Jake Woodford to Memphis (AAA).

August 3: Transferred the injury rehabilitation assignments for RHP Miles Mikolas and RHP Daniel Ponce de Leon to Springfield (AA).

August 6: Transferred the injury rehabilitation assignment of RHP Jack Flaherty to Springfield (AA).

August 9: Placed LHP Kwang Hyun Kim on the 10-day Injured List (left elbow inflammation) retroactive to August 8. Activated RHP Daniel Ponce de Leon (right shoulder) from the 10-day Injured List.

August 11: RHP Johan Quezada transferred to the 60-day Injured List.

August 13: Activated RHP Jack Flaherty (left oblique strain) from the 60-day Injured List. Placed LHP Wade LeBlanc (left elbow) on the 10-day Injured List.

August 14: LHP Brandon Waddell was activated from the 60-day Injured List at Memphis (AAA) and re-instated to the 40-player roster. OF Scott Hurst was designated for assignment.

August 16: Outrighted OF Scott Hurst to Memphis (AAA) roster.

August 17: Placed OF Dylan Carlson (right wrist) on the 10-day Injured list, retroactive to August 13. Recalled OF Austin Dean from Memphis (AAA).

August 18: Placed RHP Justin Miller (right elbow ulnar nerve) on the 10-day Injured List, retroactive to August 16. Recalled RHP Junior Fernández from Memphis (AAA).

August 20: Activated RHP Miles Mikolas (right forearm) from the 60-day Injured List. Placed RHP Ryan Helsley (right elbow stress reaction) on the 10-day Injured List, retroactive to August 17. Placed Memphis (AAA) LHP Brandon Waddell on the COVID-19 Injured List.

August 22: Activated LHP Kwang Hyun Kim from the 10-day Injured List. Optioned RHP Junior Fernández to Memphis (AAA).

August 24: Activated OF Dylan Carlson from the 10-Day Injured List. Optioned OF Austin Dean to Memphis (AAA).

August 25: Placed RHP Jack Flaherty (right shoulder strain) on 10-Day Injured List. Recalled Junior Fernández from Memphis (AAA).

August 28: Placed LHP Andrew Miller (left foot blister) on the 10-Day Injured List, retroactive to August 27. Recalled RHP Kodi Whitley from Memphis (AAA).

September 1: Selected contract of RHP Brandon Dickson from Memphis (AAA). Recalled C Ali Sánchez from Memphis (AAA). Transferred RHP Ryan Helsley from 10-Day Injured List to 60-Day Injured List.

September 3: Placed RHP Junior Fernández on 10-Day Injured List (right shoulder strain), retroactive to September 2. Recalled RHP Jake Woodford from Memphis (AAA).

September 6: Activated LHP Andrew Miller from the 10-day Injured List and designated for assignment RHP Brandon Dickson.

September 7: RHP Justin Miller sent to Memphis (AAA) on Injury Rehabilitation Assignment.

September 8: Outrighted RHP Brandon Dickson to Memphis (AAA).

September 11: Activated RHP Justin Miller from the 10-Day Injured List. Optioned C Ali Sánchez to Memphis (AAA).

September 12: RHP Johan Quezada activated from Injured List and joins Springfield (AA) roster. RHP Junior Fernández (right shoulder strain) transferred to the 60-day Injured List.

September 20: Designated RHP Daniel Ponce de Leon for assignment. Recalled LHP Brandon Waddell from Memphis (AAA).

September 23: Gave RHP Daniel Ponce de Leon his unconditional release.



2021-22 CARDINALS TRANSACTIONS

(Continued)

September 24: Activated and selected RHP Dakota Hudson as the 29th man for the doubleheader. RHP Activated RHP Jack Flaherty from the 10-day Injured List. Optioned LHP Brandon Waddell to Memphis (AAA). Optioned RHP Jake Woodford to Memphis (AA) following the game.

September 25: Placed RHP Justin Miller on the 10-day Injured List (right elbow strain). Recalled RHP Jake Woodford from Memphis (AAA). Sent RHP Jordan Hicks to Memphis (AAA) on Injury Rehabilitation Assignment.

October 1: Announced that RHP Adam Wainwright had agreed to terms on a one-year contract for 2022.

October 6: Designated RHP Seth Elledge for assignment. Selected the contract of INF Juan Yezpez.

October 8: Outrighted RHP Seth Elledge to Memphis (AAA). Activated RHP Justin Miller from the 10-day Injured List.

October 14: Dismissed Mike Shildt as Manager.

October 22: Claimed RHP Ljay Newsome off waivers from Seattle Mariners.

October 25: Announced Oliver Marmol as Manager, signing him to a three-year contract through 2024. Activated RHP Jordan Hicks from the 60-day Injured List. Designated RHP Justin Miller for assignment.

October 27: Outrighted RHP Justin Miller to Memphis (AAA).

November 3: Activated RHP Junior Fernández and RHP Ryan Helsley from the 60-day Injured List.

November 5: Outrighted INF Max Moroff and OF Justin Williams to Memphis (AAA). OF Austin Dean claimed on waivers by San Francisco Giants.

November 8: Agreed to terms with free-agent LHP T.J. McFarland on a one-year contract.

November 8: Announced Skip Schumaker as Bench Coach and Turner Ward as Assistant Hitting Coach.



QUALIFICATIONS AND REGULATIONS

QUALIFICATIONS FOR A BATTING CHAMPION:

Highest batting average and 502 or more plate appearances.

QUALIFICATIONS FOR A PITCHING CHAMPION:

Lowest ERA and 162 or more innings pitched.

PLAYER LIMITS:

40 until opening day, when the number must be reduced to 26 (max. 13 pitchers) until September 1, when it will increase to 28 (max. 14 pitchers).

QUALIFICATIONS FOR A SAVE:

A relief pitcher shall be credited with a save when he meets all three of the following conditions:

1. He is the finishing pitcher in a game won by his club, and
2. He is not the winning pitcher, and
3. He qualifies under one of the following conditions:
 - a. He enters the game with lead of no more than three runs, and pitches for at least one inning, or
 - b. He enters the game with potential tying run either on base, at-bat, or on deck (that is, the potential tying run is either already on base or is one of the first two batsmen he faces), or
 - c. He pitches effectively for at least three innings.

DETERMINING BATTING AVERAGE:

Divide the number of at-bats into the number of hits.

DETERMINING AN EARNED-RUN-AVERAGE:

Multiply the number of earned runs by nine, then divide the number by the number of innings pitched.

DETERMINING FIELDING AVERAGE:

Divide the total number of putouts and assists by total chances (putouts, assists and errors).

DETERMINING ON-BASE AVERAGE:

Add the total of hits, walks and hit-by-pitches and divide by the total of at-bats, walks, hit-by-pitches and sacrifice flies.

DETERMINING SLUGGING AVERAGE:

Divide total bases by the total times at bat. (At-bats do not include walks, sacrifices, hit by pitcher, or times awarded first base by interference or obstruction).

TRADING REGULATIONS:

Trades may be made with any other major league club in the period from the end of the championship season through July 31 without waivers.

QUALIFICATIONS FOR A "ROOKIE":

A player shall be considered a rookie unless, during a previous season or seasons, he has (a) exceeded 130 at-bats or 50 innings pitched in the major leagues; or (b) accumulated more than 45 days on the active roster of a major league club or clubs during the period of the 26-player limit (excluding time in military service).

DETERMINING THE MAGIC NUMBER:

Determine the number of games yet to be played, add one, then subtract the number of games ahead in the lost column of the standings from the closest opponent.

QUALIFICATIONS FOR FIELDING CHAMPIONSHIP:

Highest fielding average and (a) catcher must have played in at least 81 games; (b) infielder or outfielder must have played in at least 108 games; and (c) pitcher must have 162 innings pitched.

CONSECUTIVE-GAMES HITTING STREAK:

A consecutive-game hitting streak shall not be terminated if all the player's plate appearances result in a walk, hit batsman, defensive interference or a sacrifice bunt. The streak shall terminate if the player has a sacrifice fly and no hit.

CONSECUTIVE-GAMES PLAYING STREAK:

A consecutive-game playing streak shall extend if the player plays one half-inning on defense, or if he completes a time at bat by reaching base or being put out. A pinch-running appearance only shall not extend the streak. If a player is ejected from a game by an umpire before he can comply with the requirements of this rule, his streak shall continue.

REGULATION GAME:

A regulation game consists of nine innings unless extended because of a tie score or shortened because (1) the home team needs none of its half of the ninth or only part of it; or (2) because the umpire-in-chief calls the game after five completed innings. A regulation game may be less than five innings if the home team is ahead after the top of the fifth, or takes the lead or ties the score while at bat in the fifth.

INJURED LISTS:

7-DAY: Minimum period of inactivity is seven calendar days, beginning on the day after the player's last game. Created specifically for players with concussion symptoms. There is no limit on the number of players that may be placed on this list.

10-DAY: Minimum period of inactivity is 10 calendar days, beginning on the day after the player's last game. There is no limit on the number of players that may be placed on this list.

15-DAY: Minimum period of inactivity is 15 calendar days, beginning on the day after the pitcher's or two-way player's last game. There is no limit on the number of pitchers that may be placed on this list.

60-DAY: Minimum period of inactivity is 60 calendar days. Players on or transferred to this list after August 1 shall remain there for the balance of the regular season and post-season. This list may be used only when a club is at the maximum limit of 40 players.

TWO-WAY PLAYERS

Players who qualify as "Two-Way Players" may appear as pitchers during a game without counting toward a Clubs' pitcher limitations. A player will qualify as a "Two-Way Player" only if he accrues both: (i) at least 20 Major League innings pitched; and (ii) at least 20 Major League games started (as a position player or designated hitter) with at least three plate appearances in each of those games, in either the current Championship Season or the prior Championship Season. The Club must designate that player as a "Two-Way Player" in advance of that game. Once a Club designates a qualified "Two-Way Player" that designation will remain in effect, and cannot change, for the remainder of that Championship Season and Postseason.

POSITION PLAYERS PITCHING

Any player may appear as a pitcher following the 9th inning of an extra inning game, or in any game in which his team is losing or winning by more than six runs when the player enters as a pitcher.

2022 OFFICIAL  MEDIA GUIDE

St. Louis Cardinals

WORLD SERIES CHAMPIONS



RECORDS & HISTORICAL DATA



WHERE THEY FINISHED 1892 – 2021

Year	Pos.	Won	Lost	Pct.	Attendance	Manager
1892	11	56	94	.373	192,442	Chris Von Der Ahe
1893	10	57	75	.432	195,000	Bill Watkins
1894	9	56	76	.424	155,000	George Miller
1895	11	39	92	.298	170,000	Al Buckenberge, Joe Quinn, Lew Phelan, Chris Von Der Ahe
1896	11	40	90	.308	184,000	Harry Diddlebock, Arlie Latham, Von Der Ahe, Roger Connor, Tommy Dowd
1897	12	29	102	.221	136,400	Tommy Dowd, Hugh Nicol, Bill Hallman, Von Der Ahe
1898	12	39	111	.260	151,700	Tim Hurst
1899	5	84	67	.556	373,909	Patsy Tebeau
1900	5	**65	75	.464	270,000	Patsy Tebeau, Louis Heilbroner
1901	4	76	64	.543	379,988	Patsy Donovan
1902	6	56	78	.418	226,417	Patsy Donovan
1903	8	43	94	.314	263,538	Patsy Donovan
1904	5	75	79	.487	386,750	Charles "Kid" Nichols
1905	6	58	96	.377	292,800	Charles "Kid" Nichols, Jimmy Burke, Stanley Robison
1906	7	52	98	.347	283,770	John McCloskey
1907	8	52	101	.340	185,377	John McCloskey
1908	8	49	105	.318	205,129	John McCloskey
1909	7	54	98	.355	299,982	Roger Bresnahan
1910	7	63	90	.412	363,624	Roger Bresnahan
1911	5	75	74	.503	447,768	Roger Bresnahan
1912	6	63	90	.412	241,759	Roger Bresnahan
1913	8	51	99	.340	203,531	Miller Huggins
1914	3	81	72	.529	346,025	Miller Huggins
1915	6	72	81	.471	252,657	Miller Huggins
1916	7	**60	93	.392	224,308	Miller Huggins
1917	3	82	70	.539	301,948	Miller Huggins
1918	8	51	78	.395	110,596	Jack Hendricks
1919	7	54	83	.394	173,604	Branch Rickey
1920	5	**75	79	.487	325,845	Branch Rickey
1921	3	87	66	.569	384,790	Branch Rickey
1922	3	**85	69	.552	536,343	Branch Rickey
1923	5	79	74	.516	338,548	Branch Rickey
1924	6	65	89	.422	272,884	Branch Rickey
1925	4	77	76	.503	405,297	Branch Rickey, Rogers Hornsby
1926	1	*89	65	.578	681,575	Rogers Hornsby
1927	2	92	61	.601	763,615	Bob O'Farrell
1928	1	95	59	.617	778,147	Bill McKechnie
1929	4	78	74	.513	410,921	Billy Southworth, Bill McKechnie, Gabby Street
1930	1	92	62	.597	519,647	Gabby Street
1931	1	*101	53	.656	623,960	Gabby Street
1932	6	**72	82	.468	290,370	Gabby Street
1933	5	82	71	.536	268,404	Gabby Street, Frank Frisch
1934	1	*95	58	.621	334,863	Frank Frisch
1935	2	96	58	.623	517,805	Frank Frisch
1936	2	**87	67	.565	457,925	Frank Frisch
1937	4	81	73	.526	443,039	Frank Frisch
1938	6	71	80	.470	295,229	Frank Frisch, Mike Gonzalez
1939	2	92	61	.601	410,778	Ray Blades

Year	Pos.	Won	Lost	Pct.	Attendance	Manager
1940	3	84	69	.549	331,899	Ray Blades, Mike Gonzalez, Billy Southworth
1941	2	97	56	.634	642,496	Billy Southworth
1942	1	*106	48	.688	571,626	Billy Southworth
1943	1	105	49	.682	535,014	Billy Southworth
1944	1	*105	49	.682	486,751	Billy Southworth
1945	2	95	59	.617	594,180	Billy Southworth
1946	1	*98	58	.628	1,062,553	Eddie Dyer
1947	2	89	65	.578	1,248,013	Eddie Dyer
1948	2	85	69	.552	1,111,454	Eddie Dyer
1949	2	96	58	.623	1,430,676	Eddie Dyer
1950	5	78	75	.510	1,093,199	Eddie Dyer
1951	3	81	73	.526	1,013,429	Marty Marion
1952	3	88	66	.571	913,113	Eddie Stanky
1953	3	**83	71	.539	880,242	Eddie Stanky
1954	6	72	82	.468	1,039,698	Eddie Stanky
1955	7	68	86	.442	849,130	Eddie Stanky, Harry Walker
1956	4	76	78	.494	1,029,773	Fred Hutchinson
1957	2	87	67	.565	1,183,575	Fred Hutchinson
1958	5	**72	82	.468	1,063,730	Fred Hutchinson, Stan Hack
1959	7	71	83	.461	929,953	Solly Hemus
1960	3	86	68	.558	1,096,632	Solly Hemus
1961	5	80	74	.519	855,305	Solly Hemus, Johnny Keane
1962	6	84	78	.519	953,895	Johnny Keane
1963	2	93	69	.574	1,170,546	Johnny Keane
1964	1	*93	69	.574	1,143,294	Johnny Keane
1965	7	80	81	.497	1,241,195	Albert Schoendienst
1966	6	83	79	.512	1,712,980	Albert Schoendienst
1967	1	*101	60	.627	2,090,145	Albert Schoendienst
1968	1	97	65	.599	2,011,177	Albert Schoendienst
1969+	4	87	75	.537	1,682,583	Albert Schoendienst
1970	4	76	86	.469	1,628,729	Albert Schoendienst
1971	2	90	72	.556	1,604,671	Albert Schoendienst
1972	4	75	81	.481	1,196,894	Albert Schoendienst
1973	2	81	81	.500	1,574,012	Albert Schoendienst
1974	2	86	75	.534	1,838,413	Albert Schoendienst
1975	3	**82	80	.506	1,695,394	Albert Schoendienst
1976	5	72	90	.444	1,207,036	Albert Schoendienst
1977	3	83	79	.512	1,659,287	Vernon Rapp
1978	5	69	93	.426	1,278,175	Vernon Rapp, Jack Krol, Ken Boyer
1979	3	86	76	.531	1,627,256	Ken Boyer
1980	4	74	88	.457	1,385,147	Ken Boyer, Jack Krol, Whitey Herzog, Albert Schoendienst
1981	++1	59	43	.578	1,010,247	Whitey Herzog
1982	1	*92	70	.568	2,111,906	Whitey Herzog
1983	4	79	83	.488	2,317,914	Whitey Herzog
1984	3	84	78	.519	2,037,448	Whitey Herzog
1985	1	101	61	.623	2,637,563	Whitey Herzog
1986	3	79	82	.491	2,471,817	Whitey Herzog
1987	1	95	67	.586	3,072,121	Whitey Herzog
1988	5	76	86	.469	2,892,629	Whitey Herzog
1989	3	86	76	.531	3,080,980	Whitey Herzog
1990	6	70	92	.432	2,573,225	Whitey Herzog, Albert Schoendienst, Joe Torre
1991	2	84	78	.519	2,448,699	Joe Torre
1992	3	83	79	.512	2,418,483	Joe Torre
1993	3	87	75	.537	2,844,328	Joe Torre

HISTORY



WHERE THEY FINISHED 1892 – 2021 (Continued)

Year	Pos.	Won	Lost	Pct.	Attendance	Manager
1994	# 3	**53	61	.465	1,866,544	Joe Torre
1995	# 4	62	81	.434	1,756,727	Joe Torre, Mike Jorgensen
1996	1	88	74	.543	2,654,718	Tony La Russa
1997	4	73	89	.451	2,634,014	Tony La Russa
1998	3	83	79	.509	3,194,092	Tony La Russa
1999	4	75	86	.466	3,225,334	Tony La Russa
2000	1	95	67	.586	3,336,493	Tony La Russa
2001	1	**93	69	.574	3,113,091	Tony La Russa
2002	1	97	65	.599	3,011,756	Tony La Russa
2003	3	85	77	.525	2,910,366	Tony La Russa
2004	1	105	57	.648	3,048,427	Tony La Russa
2005	1	100	62	.617	3,538,948	Tony La Russa
2006	1	*83	78	.516	3,407,114	Tony La Russa
2007	3	78	84	.481	3,552,180	Tony La Russa
2008	4	86	76	.531	3,432,917	Tony La Russa
2009	1	91	71	.562	3,343,252	Tony La Russa
2010	2	86	76	.531	3,301,218	Tony La Russa
2011	2	*90	72	.555	3,093,954	Tony La Russa

Year	Pos.	Won	Lost	Pct.	Attendance	Manager
2012	2	88	74	.543	3,262,109	Mike Matheny
2013	1	97	65	.599	3,369,769	Mike Matheny
2014	1	90	72	.556	3,540,649	Mike Matheny
2015	1	100	62	.617	3,520,889	Mike Matheny
2016	2	86	76	.531	3,444,490	Mike Matheny
2017	3	83	79	.512	3,447,937	Mike Matheny
2018	3	88	74	.543	3,403,587	Mike Matheny Mike Shildt
2019	1	91	71	.562	3,480,393	Mike Shildt
2020	2	30	28	.517	---	Mike Shildt
2021	2	90	72	.555	2,102,530	Mike Shildt
		10,258	9,731	.513	180,652,136	

Finishes:

First: 27	Fourth: 14	Seventh: 8	Tenth: 1
Second: 21	Fifth: 13	Eighth: 5	Eleventh: 3
Third: 23	Sixth: 11	Ninth: 1	Twelfth: 2

** Tied for position.
 * World Series champions.
 + Start of divisional play.
 ++ Split season due to players' strike. Cardinals finished second in each half but had best overall record in Eastern Division.
 # Shortened season due to players' strike.

National League Championships: 19
 World Series Championships: 11

CARDINALS RECORD BY DECADE

YEARS	WON-LOST	PCT.	FIRST PLACE FINISHES	WORLD CHAMPIONS
1890s	400-707	.361	None	—
1900s	580-888	.395	None	None
1910s	652-830	.440	None	None
1920s	822-712	.536	1926, 28	1926
1930s	869-665	.566	1930, 31, 34	1931, 34
1940s	960-580	.623	1942, 43, 44, 46	1942, 44, 46
1950s	776-763	.504	None	None
1960s	884-718	.552	1964, 67, 68	1964, 67
1970s	800-813	.496	None	None
1980s	825-734	.529	1981*, 82, 85, 87	1982
1990s	758-794	.488	1996	None
2000s	913-706	.564	2000, 01+, 02, 04, 05, 06, 09	2006
2010s	899-721	.555	2013, 2014, 2015, 2019	2011
2020s	120-100	.545	None	None

* Split season due to players' strike - finished with best overall record in N.L. East. +Tied for first place.

BEST/WORST WINNING PCT. BY MONTH (SINCE 1966)

Pct.	Best W-L	Year	Month	Pct.	Worst W-L	Year
.722	13-5	1968	APRIL	.167	3-15	1973
.760	19-6	1971	MAY	.308	8-18	1980
.741	20-7	1993	JUNE	.276	8-21	1971
.800	24-6 / 20-5	1968 / 2004	JULY	.276	8-21	1970
.852	23-4	1944	AUGUST	.400	12-18	1973
.778	21-6	2021	SEPTEMBER	.357	10-18	1990
1.000	3-0	2010	OCTOBER	.000	0-4	1986

HISTORY



CARDINALS PITCHING ALL-TIME TOP 10

GAMES

1. Jesse Haines	554
2. Bob Gibson	528
3. Bill Sherdel	465
4. Bob Forsch	455
5. Al Brazle	441
6. Adam Wainwright	425
7. Jason Isringhausen	401
8. Bill Doak	376
9. Todd Worrell	348
10. Lindy McDaniel	336

INNINGS PITCHED

1. Bob Gibson	3,884.1
2. Jesse Haines	3,202.2
3. Bob Forsch	2,659.2
4. Bill Sherdel	2,451.2
5. Bill Doak	2,387.0
6. Adam Wainwright	2,375.2
7. Slim Sallee	1,904.1
8. Ted Breitenstein	1,897.0
9. Harry Brecheen	1,788.1
10. Dizzy Dean	1,737.1

WINS

1. Bob Gibson251
2. Jesse Haines210
3. Adam Wainwright184
4. Bob Forsch163
5. Bill Sherdel153
6. Bill Doak144
7. Dizzy Dean134
8. Harry Brecheen128
9. Slim Sallee106
10. Mort Cooper105

STARTS

1. Bob Gibson	482
2. Bob Forsch	401
3. Jesse Haines	387
4. Adam Wainwright	358
5. Bill Doak	320
6. Bill Sherdel	243
7. Harry Brecheen	224
8. Ted Breitenstein	220
9. Slim Sallee	213
10. Larry Jackson	209

COMPLETE GAMES

1. Bob Gibson	255
2. Jesse Haines	209
3. Ted Breitenstein	196
4. Bill Sherdel	145
5. Bill Doak	144
6. Dizzy Dean	141
7. Slim Sallee	124
8. Harry Brecheen	122
9. Mort Cooper	105
10. Jack Powell	101

BASES ON BALLS

1. Bob Gibson	1336
2. Jesse Haines	873
3. Ted Breitenstein	825
4. Bob Forsch	780
5. Bill Doak	741
6. Bill Hallahan	648
7. Adam Wainwright	641
8. Bill Sherdel	599
9. Bob Harmon	596
10. Vinegar Bend Mizell	570

SHUTOUTS

1. Bob Gibson56
2. Bill Doak30
3. Mort Cooper28
4. Harry Brecheen25
5. Jesse Haines24
6. Dizzy Dean23
7. Max Lanier20
Howie Pollet20
9. Bob Forsch19
10. Ernie Broglio18

ERA (SINCE 1912)*

1. John Tudor252
2. Slim Sallee262
3. Red Ames275
4. Mort Cooper277
5. Max Lanier285
6. Harry Brecheen291
Bob Gibson291
8. Bill Doak293
9. Dizzy Dean299
10. Lee Meadows300

* Minimum 750.0 IP

WINNING PERCENTAGE*

1. John Tudor705
2. Chris Carpenter683
3. Mort Cooper677
4. Dizzy Dean641
5. Adam Wainwright637
6. Lon Warneke629
7. Matt Morris620
8. Harry Brecheen618
9. Grover Alexander618
10. Kyle Lohse611

* Minimum 750.0 IP

STRIKEOUTS

1. Bob Gibson	3,117
2. Adam Wainwright	2,004
3. Dizzy Dean	1,095
4. Chris Carpenter	1,085
5. Bob Forsch	1,079
6. Matt Morris	986
7. Jesse Haines	975
8. Steve Carlton	951
9. Bill Doak	938
10. Carlos Martínez	927

SAVES*

1. Jason Isringhausen	217
2. Lee Smith	160
3. Todd Worrell	129
4. Bruce Sutter	127
5. Trevor Rosenthal	121
6. Ryan Franklin	84
7. Dennis Eckersley	66
8. Al Hrabosky	59
9. Jason Motte	54
10. Dave Veres	48

* Since 1969



CARDINALS INDIVIDUAL PITCHING RECORDS — SEASON

Most Games (Righthander)

2011 Jason Motte.....	78
2012 Mitchell Boggs.....	78

Most Games (Lefthander)

2001 Steve Kline.....	89
-----------------------	----

Most Games Started (Righthander)

1911 Bob Harmon.....	41
----------------------	----

Most Games Started (Lefthander)

1920 Ferdie Schupp.....	37
-------------------------	----

Most Complete Games (Righthander)

1904 Jack Taylor.....	39
-----------------------	----

Most Complete Games (Lefthander)

1900 Cowboy Jones.....	29
------------------------	----

Most Games Finished (Righthander)

2004 Jason Isringhausen.....	66
------------------------------	----

Most Games Finished (Lefthander)

1976 Al Hrabosky.....	45
-----------------------	----

Most Innings (Righthander)

1907 Grant McGlynn.....	352.1
-------------------------	-------

Most Innings (Lefthander)

1907 Ed Karger.....	310
---------------------	-----

Most Games Won (Righthander)

1934 Dizzy Dean.....	30
----------------------	----

Most Games Won (Lefthander)

1928 Bill Sherdel.....	21
1946 Howie Pollet.....	21
1985 John Tudor.....	21

Most Games Lost (Righthander)

1907 Grant McGlynn.....	25
1908 Art Raymond.....	25

Most Games Lost (Lefthander)

1900 Cowboy Jones.....	19
1908 Johnny Lush.....	19
1970 Steve Carlton.....	19

Lowest Earned Run Average (Righthander)

1968 Bob Gibson.....	1.12
----------------------	------

Lowest Earned Run Average (Lefthander)

1943 Howie Pollet.....	1.75
------------------------	------

Highest Winning Percentage (Righthander)

2012 Kyle Lohse (16-3).....	.842
-----------------------------	------

Highest Winning Percentage (Lefthander)

1945 Harry Brecheen (15-4).....	.789
---------------------------------	------

Most Saves (Righthander)

2015 Trevor Rosenthal.....	48
----------------------------	----

Most Saves (Lefthander)

1975 Al Hrabosky.....	22
-----------------------	----

Most Consecutive Games Won (Righthander)

1968 Bob Gibson.....	15
----------------------	----

Most Consecutive Games Won (Lefthander)

1985 John Tudor.....	11
----------------------	----

Most Consecutive Games Lost

2007 Anthony Reyes.....	10
-------------------------	----

Most Shutouts (Righthander)

1968 Bob Gibson.....	13
----------------------	----

Most Shutouts (Lefthander)

1985 John Tudor.....	10
----------------------	----

Most 1-0 Shutouts, Won

1968 Bob Gibson.....	5
----------------------	---

Most Hits Allowed (Righthander)

1901 Jack Powell.....	351
-----------------------	-----

Most Hits Allowed (Lefthander)

1900 Cowboy Jones.....	334
------------------------	-----

Most Runs Allowed (Righthander)

1900 Jack Powell.....	194
-----------------------	-----

Most Runs Allowed (Lefthander)

1900 Cowboy Jones.....	185
------------------------	-----

Most Earned Runs (Righthander)

1900 Jack Powell.....	142
-----------------------	-----

Most Earned Runs (Lefthander)

1929 Bill Sherdel.....	129
------------------------	-----

Most Home Runs Allowed

1948 Murry Dickson.....	39
-------------------------	----

Most Walks (Righthander)

1911 Bob Harmon.....	181
----------------------	-----

Most Walks (Lefthander)

1920 Ferdie Schupp.....	127
-------------------------	-----

Most Strikeouts (Righthander)

1970 Bob Gibson.....	274
----------------------	-----

Most Strikeouts (Lefthander)

1969 Steve Carlton.....	219
-------------------------	-----

Most Hit Batsmen (Righthander)

1953 Gerry Staley.....	17
------------------------	----

Most Hit Batsmen (Lefthander)

1919 Jackie May.....	14
----------------------	----

Most Wild Pitches (Righthander)

1907, 1909 Fred Beebe.....	15
----------------------------	----

Most Wild Pitches (Lefthander)

1984 Dave LaPoint.....	15
------------------------	----



CARDINALS PITCHING FEATS

N.L. ERA LEADERS (10)

YEAR	PITCHER	G	IP	ERA	YEAR	PITCHER	G	IP	ERA
1914	Bill Doak	36	256.0	1.72	1948	Harry Brecheen	33	233.1	2.24
1921	Bill Doak	32	208.2	2.58	1968	Bob Gibson	34	304.2	1.12
1942	Mort Cooper	37	278.2	1.77	1976	John Denny	30	207.0	2.52
1943	Howie Pollet	16	118.1	1.75	1988	Joe Magrane	24	165.1	2.18
1946	Howie Pollet	40	226.0	2.10	2009	Chris Carpenter	28	192.2	2.24

N.L. WIN LEADERS (8)

YEAR	PITCHER	WINS	YEAR	PITCHER	WINS	YEAR	PITCHER	WINS
1934	Dizzy Dean	30	1946	Howie Pollet	21	2001	Matt Morris	*22
1935	Dizzy Dean	28	1970	Bob Gibson	*23	2009	Adam Wainwright	19
1942	Mort Cooper	22	1984	Joaquin Andujar	20			

* Tied

N.L. SAVE LEADERS (13)

YEAR	PITCHER	SAVES	YEAR	PITCHER	SAVES	YEAR	PITCHER	SAVES
1949	Ted Wilks	9	1981	Bruce Sutter	25	1991	Lee Smith	47
1952	Al Brazle	16	1982	Bruce Sutter	36	1992	Lee Smith	43
1959	Lindy McDaniel	*15	1984	Bruce Sutter	45	2004	Jason Isringhausen	*47
1960	Lindy McDaniel	26	1986	Todd Worrell	36	2012	Jason Motte	*42
1975	Al Hrabosky	*22						

* Tied

N.L. STRIKEOUT LEADERS (11)

YEAR	PITCHER	SO	YEAR	PITCHER	SO	YEAR	PITCHER	SO
1906	Fred Beebe	171	1933	Dizzy Dean	199	1958	Sam Jones	225
1930	Bill Hallahan	177	1934	Dizzy Dean	195	1968	Bob Gibson	268
1931	Bill Hallahan	159	1935	Dizzy Dean	190	1989	Jose DeLeon	201
1932	Dizzy Dean	191	1948	Harry Brecheen	149			

CARDINALS NO-HITTERS (9)

PITCHER/OPPONENT	LOCATION	SCORE	DATE
Jesse Haines vs. Boston	Sportsman's Park	5-0	7/17/24
Paul Dean at Brooklyn	Ebbets Field	3-0	9/21/34 [2]
Lon Warneke at Cincinnati	Crosley Field	2-0	8/30/41
Ray Washburn at San Francisco	Candlestick Park	2-0	9/18/68
Bob Gibson at Pittsburgh	Three Rivers Stadium	11-0	8/14/71
Bob Forsch vs. Philadelphia	Busch Stadium	5-0	4/16/78
Bob Forsch vs. Montreal	Busch Stadium	3-0	9/26/83
Jose Jimenez at Arizona	Bank One Ballpark	1-0	6/25/99
Bud Smith at San Diego	Qualcomm Stadium	4-0	9/3/2001

NO-HIT GAMES VS. CARDINALS (9)

PITCHER/OPPONENT	LOCATION	SCORE	DATE
Christy Mathewson, New York Giants	Robison Field	5-0	7/15/1901
Mal Eason, Brooklyn	Robison Field	2-0	7/20/1906
Hod Eller, Cincinnati	Redland Field	6-0	5/11/1919
Don Cardwell at Chicago	Wrigley Field	4-0	5/15/1960 [2]
Gaylord Perry at San Francisco	Candlestick Park	1-0	9/17/1968
Tom Seaver at Cincinnati	Riverfront Stadium	4-0	6/16/1978
David Palmer, Montreal (5 innings)	Busch Stadium	4-0	4/21/1984
Fernando Valenzuela, Los Angeles	Dodger Stadium	6-0	6/29/1990
Johan Santana, New York Mets	Citi Field	8-0	6/1/2012

HISTORICAL



CARDINALS BATTING ALL-TIME TOP 10

BATTING AVERAGE

1.	Rogers Hornsby	.359
2.	Johnny Mize	.336
3.	Joe Medwick	.335
4.	Stan Musial	.331
5.	Albert Pujols	.328
6.	Chick Hafey	.326
7.	Jim Bottomley	.325
8.	Frankie Frisch	.312
9.	Joe Torre	.308
10.	Ripper Collins	.307

(min. 2500 ABs)

TOTAL BASES

1.	Stan Musial	6,134
2.	Albert Pujols	3,893
3.	Lou Brock	3,776
4.	Rogers Hornsby	3,342
5.	Enos Slaughter	3,138
6.	Yadier Molina	3,039
7.	Ken Boyer	3,011
8.	Jim Bottomley	2,852
9.	Red Schoendienst	2,658
10.	Ted Simmons	2,626

RUNS BATTED IN (SINCE 1920)

1.	Stan Musial	1,950
2.	Albert Pujols	1,329
3.	Enos Slaughter	1,149
4.	Jim Bottomley	1,105
5.	Ken Boyer	1,001
6.	Yadier Molina	998
7.	Ted Simmons	929
8.	Joe Medwick	923
9.	Ray Lankford	829
10.	Lou Brock	814

GW-RBI (1980-Present)

1.	Albert Pujols	204
2.	Yadier Molina	119
3.	Matt Holliday	102
4.	Ray Lankford	101
5.	Jim Edmonds	87
6.	Willie McGee	86
7.	Ozzie Smith	83
8.	Matt Carpenter	73
9.	George Hendrick	62
10.	Tom Herr/Terry Pendleton	61

GAMES

1.	Stan Musial	3,026
2.	Lou Brock	2,289
3.	Yadier Molina	2,146
4.	Ozzie Smith	1,990
5.	Enos Slaughter	1,820
6.	Red Schoendienst	1,795
7.	Curt Flood	1,738
8.	Albert Pujols	1,705
9.	Ken Boyer	1,667
10.	Willie McGee	1,661

STOLEN BASES

1.	Lou Brock	888
2.	Vince Coleman	549
3.	Ozzie Smith	433
4.	Willie McGee	301
5.	Ray Lankford	250
6.	Jack Smith	203
7.	Frankie Frisch	195
8.	Tommy Dowd	187
9.	Miller Huggins	174
10.	Lonnie Smith	173

AT-BATS

1.	Stan Musial	10,971
2.	Lou Brock	9,125
3.	Ozzie Smith	7,160
4.	Yadier Molina	7,555
5.	Red Schoendienst	6,841
6.	Enos Slaughter	6,775
7.	Ken Boyer	6,334
8.	Curt Flood	6,318
9.	Albert Pujols	6,312
10.	Rogers Hornsby	5,881

DOUBLES

1.	Stan Musial	725
2.	Albert Pujols	455
3.	Lou Brock	434
4.	Yadier Molina	400
5.	Joe Medwick	377
6.	Rogers Hornsby	367
7.	Enos Slaughter	366
8.	Red Schoendienst	353
9.	Jim Bottomley	344
10.	Ray Lankford	339

BASES ON BALLS

1.	Stan Musial	1605
2.	Albert Pujols	975
3.	Ozzie Smith	876
4.	Enos Slaughter	838
5.	Ray Lankford	780
6.	Matt Carpenter	699
7.	Lou Brock	681
8.	Rogers Hornsby	662
9.	Jim Edmonds	645
10.	Ken Boyer	629

RUNS

1.	Stan Musial	1,949
2.	Lou Brock	1,427
3.	Albert Pujols	1,291
4.	Rogers Hornsby	1,090
5.	Enos Slaughter	1,071
6.	Red Schoendienst	1,025
7.	Ozzie Smith	991
8.	Ken Boyer	988
9.	Ray Lankford	928
10.	Jim Bottomley	921

TRIPLES

1.	Stan Musial	177
2.	Rogers Hornsby	143
3.	Enos Slaughter	135
4.	Lou Brock	121
5.	Jim Bottomley	119
6.	Ed Konetchy	94
7.	Willie McGee	83
8.	Joe Medwick	81
9.	Pepper Martin	75
10.	Garry Templeton	69

PINCH-HITS

1.	Gerald Perry	70
2.	Steve Braun	60
3.	Willie McGee	59
4.	Red Schoendienst	54
5.	Dane Iorg	47
	Peanuts Lowrey	47
7.	Matt Adams	40
8.	Greg Garcia	37
9.	Stan Musial	35
10.	Kerry Robinson	34
	Skip Schumaker	34

HITS

1.	Stan Musial	3,630
2.	Lou Brock	2,713
3.	Yadier Molina	2,112
4.	Rogers Hornsby	2,110
5.	Albert Pujols	2,073
6.	Enos Slaughter	2,064
7.	Red Schoendienst	1,980
8.	Ozzie Smith	1,944
9.	Ken Boyer	1,855
10.	Curt Flood	1,853

HOME RUNS

1.	Stan Musial	475
2.	Albert Pujols	445
3.	Ken Boyer	255
4.	Jim Edmonds	241
5.	Ray Lankford	228
6.	Mark McGwire	220
7.	Rogers Hornsby	193
8.	Jim Bottomley	181
9.	Ted Simmons	172
10.	Yadier Molina	171

GRAND SLAMS

1.	Albert Pujols	12
2.	Stan Musial	9
3.	Ken Boyer	7
	Rogers Hornsby	7
	Yadier Molina	7
	Ted Simmons	7
7.	Jim Bottomley	6
	Bill White	6
9.	Seven players with	5



CARDINALS INDIVIDUAL BATTING RECORDS — SEASON

Most Games	
1989 Jose Oquendo.....	163
Most At-Bats (Lefthanded)	
1967 Lou Brock.....	689
Most At-Bats (Righthanded)	
1964 Curt Flood.....	679
Most At-Bats (Switch Hitter)	
1979 Garry Templeton.....	672
Most Runs (Lefthanded)	
1901 Jesse Burkett.....	139
Most Runs (Righthanded)	
1922 Rogers Hornsby.....	141
Highest Batting Average (Lefthanded)	
1899 Jesse Burkett.....	.396
Highest Batting Average (Righthanded)	
1924 Rogers Hornsby.....	.424
Highest Batting Average (Switch Hitter)	
1985 Willie McGee.....	.353
Most Hits (Lefthanded)	
1948 Stan Musial.....	230
Most Hits (Righthanded)	
1922 Rogers Hornsby.....	250
Most Hits (Switch Hitter)	
1985 Willie McGee.....	216
Most Hits By Pitcher	
1902 Mike O'Neill.....	43
Most Singles (Lefthanded)	
1901 Jesse Burkett.....	180
Most Singles (Righthanded)	
1964 Curt Flood.....	178
Most Doubles (Lefthanded)	
2013 Matt Carpenter.....	55
Most Doubles (Righthanded)	
1936 Joe Medwick.....	64
Most Triples (Lefthanded)	
1894 Roger Connor.....	25
Most Triples (Righthanded)	
1893 Perry Werden.....	33
Most Triples, Since 1900 (Righthanded)	
1915 Tom Long.....	25
Most Home Runs (Lefthanded)	
1940 Johnny Mize.....	43
Most Home Runs (Righthanded)	
1998 Mark McGwire.....	70
Most Home Runs (Switch Hitter)	
1934 Ripper Collins.....	35

Most Home Runs By Pitcher	
1965, 1972 Bob Gibson.....	5
Most Home Runs, Rookie (Lefthanded)	
2006 Chris Duncan.....	22
Most Home Runs, Rookie (Righthanded)	
2001 Albert Pujols.....	37
Most Home Runs - Home	
1998 Mark McGwire.....	38
Most Home Runs - Road	
1998 Mark McGwire.....	32
Most Home Runs, One Month	
1998 Mark McGwire (May).....	16
1999 Mark McGwire (July).....	16
Most Grand Slam Home Runs	
2009 Albert Pujols.....	5
Most Runs Batted In (Lefthanded)	
1929 Jim Bottomley.....	137
1940 Johnny Mize.....	137
Most Runs Batted In (Righthanded)	
1937 Joe Medwick.....	154
Most Runs Batted In By Pitcher	
1935 Dizzy Dean.....	21
Most Game-Winning RBIs (Lefthanded)	
1982 Keith Hernandez.....	21
Most Game-Winning RBIs (Righthanded)	
2006 Albert Pujols.....	25
Most Game-Winning RBIs (Switch Hitter)	
1985 Willie McGee.....	17
Most Total Bases (Lefthanded)	
1948 Stan Musial.....	429
Most Total Bases (Righthanded)	
1922 Rogers Hornsby.....	450
Most Long Hits (Lefthanded)	
1948 Stan Musial.....	103
Most Long Hits (Righthanded)	
1922 Rogers Hornsby.....	102
Most Sacrifice Hits	
1943 Harry Walker.....	36
Most Sacrifice Hits (Pitcher)	
1986 Danny Cox.....	16
Most Sacrifice Flies	
1982 George Hendrick.....	14
Highest Slugging Average (Lefthanded)	
1948 Stan Musial.....	.702

Highest Slugging Average (Righthanded)	
1922 Rogers Hornsby.....	.756
Most Bases On Balls (Lefthanded)	
2017 Matt Carpenter.....	109
Most Bases On Balls (Righthanded)	
1998 Mark McGwire.....	162
Most Bases On Balls (Switch Hitter)	
1910 Miller Huggins.....	116
Most Intentional Bases On Balls	
2009 Albert Pujols.....	44
Most Hit By Pitch	
1910 Steve Evans.....	31
Most Strikeouts (Lefthanded)	
2000 Jim Edmonds.....	167
Most Strikeouts (Righthanded)	
2019 Paul Goldschmidt.....	166
Fewest Strikeouts	
1927 Frank Frisch (153 Games)....	10
Most Stolen Bases (Lefthanded)	
1974 Lou Brock.....	118
Most Stolen Bases (Righthanded)	
1982 Lonnie Smith.....	68
Most Stolen Bases (Switch Hitter)	
1985 Vince Coleman.....	110
Most Caught Stealing	
1914 Miller Huggins.....	36
Most Consecutive Games Reached Safely without Error (Lefthanded)	
1943 Stan Musial.....	55
Most Consecutive Games Reached Safely without Error (Righthanded)	
1925 Ray Blades.....	53
Most Consecutive Games Hit Safely (Lefthanded)	
1950 Stan Musial.....	30
Most Consecutive Games Hit Safely (Righthanded)	
1922 Rogers Hornsby.....	33
Most Grounded Into Double Plays	
2013 Matt Holliday.....	31
Fewest Grounded Into Double Plays	
2018 Matt Carpenter.....	0
Most Pinch-Hits (Lefthanded)	
1970 Vic Davalillo.....	24
1993 Gerald Perry.....	24
Most Pinch-Hits (Righthanded)	
1953 Peanuts Lowrey.....	22
Most Pinch-Hits (Switch Hitter)	
1962 Red Schoendienst.....	22

HISTORY



CARDINALS INDIVIDUAL SINGLE-GAME AND MULTIPLE-GAME BATTING RECORDS

**Most Times Faced Pitcher
(9-inning game)**

8 Taylor Douthit 7/6/1929 [2]

**Most Times Faced Pitcher
With No Official At-Bats**

6 Miller Huggins
(4BB, 1SH, 1SF)..... 6/1/1910

Most Runs, Game

5 Last: Matt Carpenter..... 6/26/2018

Most Runs, Game - Pitcher

3 Last: Tyler Lyons 6/19/2015

**Most Runs, Two Consecutive Games
(18 Innings)**

8 Stan Musial..... 5/19, 5/20/1948

Most Hits, Game

6 Last: Skip Schumaker... 7/26/2008

Most Hits, Game - Pitcher

4 Last: Mike Torrez..... 7/19/1970

**Most Times Six Hits, With Six
At-Bats In A Game (Career)**

2 Jim Bottomley 9/16/1924 &
8/5/1931 [2]

**Most Times Five Hits In A Game,
Season**

4 Stan Musial 4/30, 5/19,
6/22, 9/22/1948

**Most At-Bats With No Hits,
Doubleheader (Over 18 innings)**

12 Red Schoendienst 6/9/1947
(24 innings)

**Most Hits, Two Straight
Doubleheaders**

14 Bill White.....

**Most Times Reached Base Safely
Consecutive Plate Appearances,
Season**

12 Chick Hafey 1929
Jim Edmonds 2000

**Most Consecutive Hits, Season
(bases on balls shown in streak)**

10 Chick Hafey 7/6 [2], 7/8,
7/9/1929 (2 BB)
Joe Medwick..... 7/19 [1 & 2],
7/21/1936 (1BB)

Most Doubles, Game

4 Joe Medwick 8/4/1937
Matt Carpenter..... 8/26/2018

Most Doubles, Inning

2 Last: Kolten Wong 7/24/2019
(2nd inning)

Most Doubles, Doubleheader

5 Joe Medwick 8/30/1935
Red Schoendienst..... 6/6/1948

Most Doubles, Two Straight Games

6 Red Schoendienst ... 6/5-6/6 [1]/1948

Most Doubles, Three Straight Games

8 Red Schoendienst ... 6/5-6/[1&2]/1948

Most Triples, Game

3 Last: Jim Bottomley 6/21/1927

Most Triples, Inning

2 Heine Peitz 7/2/1895

Most Home Runs, Game

4 Mark Whiten..... 9/7/1993 [2]

Most Home Runs, Inning

2 Fernando Tatis..... 4/23/1999
(3rd inning)

**Most Home Runs, Doubleheader
(homering in each game)**

5 Stan Musial..... 5/2/1954
(3 in G1, 2 in G2)

Most Three-Homer Games, Season

2 Johnny Mize.. 7/13 & 7/20[2]/1938,
..... 5/13 & 9/8 [1]/1940
Mark McGwire... 4/14 & 5/19/1998
Albert Pujols..... 4/16 & 9/3/2006

**Most Consecutive Home Runs,
Two Games (includes base on balls)**

4 Stan Musial..... 7/7 [2] (1HR) &
7/8/1962 (3HR)
Albert Pujols..... 4/16 (3HR) &
4/17/2006 (1HR)

Most Home Runs, Five Straight

71 Games 7/18 (6) 1961
7 Jim Bottomley 7/5-7/9/1929
7 Matt Carpenter 7/14-7/21 [1]

**Most Consecutive Games With A
Home Run**

6 Matt Carpenter. 7/14-7/21 [2]/2018
6 Paul Goldschmidt... 7/22-7/27/2019

Most Total Bases, Game

16 Mark Whiten..... 9/7/1993
16 Matt Carpenter..... 7/20/2018

Most Extra-Base Hits, Game

5 Matt Carpenter 7/20/2018
(2 2B, 3 HR) *Tied MLB Record

**Most Extra-Base Hits,
Doubleheader (18 Innings)**

6 Joe Medwick 5/30/1935
(5 2B, 1 3B)
Red Schoendienst 6/6/1948
(5 2B, 1 HR)

**Most Extra-Base Hits,
Two Straight Games**

7 R. Schoendienst .. 6/5-6/6 [1]/1948
Jim Edmonds 4/4-8/2003

**Most Extra-Base Hits,
Three Straight Games**

9 Red Schoendienst
6/5-6/6[1&2]/1948

**Most Games With Four Extra-Base
Hits (season)**

2 Joe Medwick 5/12 & 8/4/1937
Jim Edmonds 4/4 & 6/28/2003
Matt Carpenter... 7/20 & 8/26/2018

Most RBIs, Game

12 Jim Bottomley 8/6/1924
Mark Whiten..... 9/7/1993 [2]

Most RBIs, Inning

8 Fernando Tatis..... 4/23/1999
(3rd inning)

Most Consecutive Games With RBI

12 Rip Collins..... 1935

Most RBIs, Two Straight Games

13 Mark Whiten..... 9/7 [1&2]/1993

Most Walks, Game

5 Colby Rasmus 5/22/2011 (10)
Reggie Smith 9/13/1974 (17)
Ted Sizemore 8/12/1974 (13)
Solly Hemus..... 9/15/1951

**Most Consecutive Games,
One Or More Walks**

16 Jack Clark (28 walks)
7/18 - 8/10/1987

Most Walks, Doubleheader

6 Johnny Mize..... 8/26/1939
Jack Clark 7/8/87 (19 Innings)

Most Strikeouts, Game

5 Last: Dexter Fowler..... 9/24/2019
(19 Innings)

Most Sacrifice Flies, Game

3 Vince Coleman 5/1/1986

**Most Times Reaching Base On
Error In One Inning (Fair-hit Balls)**

2 Stu Martin 6/22/40
(6th inning)

Most Stolen Bases, Game

5 Lonnie Smith..... 9/4/1982

Most Steals Of Home, Game

2 Ed Konetchy 9/30/1907

Most Grand Slams, Inning

2 Fernando Tatis..... 4/23/1999
(3rd inning)



CARDINALS BATTING FEATS

CARDINALS WHO HOMERED IN FIRST MAJOR LEAGUE AT-BAT (9)

Eddie Morgan4/14/1936 vs. Chicago (opening day) (first pitch, pinch-hit)	Hector Luna4/8/2004 vs. Milwaukee (second pitch)
Wally Moon.....4/13/1954 vs. Chicago (opening day)	Adam Wainwright.....5/24/2006 at San Francisco (first pitch)
Keith McDonald7/4/2000 (ph) & 7/6 vs. Cincinnati (first two at-bats)	Mark Worrell6/5/2008 [2] at Washington (full count)
Chris Richard7/17/2000 at Minnesota (first pitch)	Paul DeJong5/28/2017 at Colorado (second pitch, pinch-hit)
Gene Stechschulte4/17/2001 vs. Arizona (first pitch, pinch-hit)	

CARDINALS WITH THREE OR MORE HOMERS IN ONE GAME (22)

Frank Shugart.....5/10/1894 at Cincinnati	Mark Whiten (4 HRs).....9/7/1993 at Cincinnati
George Harper9/20/1928 [1] at New York	Mark McGwire4/14/1998 vs. Arizona
George Watkins.....6/24/1931 [2] at Philadelphia	Mark McGwire5/19/1998 at Philadelphia
Johnny Mize7/13/1938 vs. Boston	Mark McGwire5/18/2000 at Philadelphia
Johnny Mize7/20/1938 [2] vs. New York	Albert Pujols7/20/2004 at Chicago
Johnny Mize5/13/1940 (14 inn.) at Cincinnati	Albert Pujols4/16/2006 vs. Cincinnati
Johnny Mize9/8/1940 [1] vs. Pittsburgh	Albert Pujols9/3/2006 vs. Pittsburgh
Stan Musial.....5/2/1954 [1] vs. New York	Albert Pujols5/30/2010 at Chicago
Bill White7/5/1961 at Los Angeles	Matt Carpenter7/20/2018 at Chicago
Stan Musial.....7/8/1962 at New York	Paul Goldschmidt3/29/2019 at Milwaukee
Reggie Smith.....5/22/1976 at Philadelphia	Paul DeJong7/24/2019 at Pittsburgh

CARDINALS WHO HOMERED IN ALL-STAR GAME (14)

Stan Musial.....7/13/1948 at St. Louis (Sportsman's Park)	Ken Boyer.....7/13/1960 at New York (Yankee Stadium)
.....7/12/1949 at Brooklyn (Ebbets Field)7/7/1964 at New York (Shea Stadium)
.....7/10/1951 at Detroit (Briggs Stadium)	Joe Medwick7/10/1934 at New York (Polo Grounds)
.....7/12/1955 at Milwaukee (County Stadium)	Red Schoendienst*7/11/1950 at Chicago (Comiskey Park)
.....7/10/1956 at Washington (Griffith Stadium)	Reggie Smith ...7/23/1974 at Pittsburgh (Three Rivers Stadium)
.....*7/13/1960 at New York (Yankee Stadium)	Yadier Molina7/11/2017 at Miami (Marlins Park)
Frankie Frisch.....7/6/1933 at Chicago (Comiskey Park)	
.....7/10/1934 at New York (Polo Grounds)	*pinch hit ; **14th inning

GRAND SLAMS HIT BY CARDINALS PITCHERS SINCE 1900 (12)

Pitcher and date	Opponent (Pitcher)
Mike O'Neill (pinch-hit), 6/3/1902..... at Boston (Charles Pittinger)
Curt Davis, 4/26/1938..... at Cincinnati (Al Hollingsworth)
Bob Gibson, 9/29/1965..... at San Francisco (Gaylord Perry)
Bob Gibson, 7/26/1973 [1]..... vs. New York (John Strohmayr)
Rick Wise, 8/21/1973..... at Atlanta (Roric Harrison)
Joaquin Andujar, 5/15/1984.....vs. Atlanta (Jeff Dedmon)
Bob Forsch, 8/10/1986..... vs. Pittsburgh (Mike Bielecki)
Donovan Osborne, 9/7/1996..... vs. San Diego (Andy Ashby)
Kent Mercker, 9/2/1998.....at Florida (Jesus Sanchez)
Chris Carpenter, 10/1/2009..... at Cincinnati (Kip Wells)
Brad Penny, 5/21/2010..... vs. Los Angeles-AL (Joel Piñeiro)
Jake Westbrook, 8/31/2011..... at Milwaukee (Randy Wolf)

CARDINALS WHO HIT FOR THE CYCLE (16)

Cliff Heathcote...6/13/18 at Philadelphia (8-8 tie in 19 inn.)	Ken Boyer.....9/14/61 [2] vs. Chicago
Jim Bottomley7/15/27 at Philadelphia	Ken Boyer.....6/16/64 at Houston
Chick Hafey8/21/30 vs. Philadelphia	Joe Torre6/27/73 at Pittsburgh
Pepper Martin5/25/33 at Philadelphia	Lou Brock5/27/75 vs. San Diego
Joe Medwick.....6/29/35 at Cincinnati	Willie McGee6/23/84 at Chicago
Johnny Mize7/13/40 [1] vs. New York	Ray Lankford9/15/91 vs. New York
Stan Musial7/24/49 at Brooklyn	John Mabry.....5/18/96 at Colorado
Bill White8/14/60 [1] at Pittsburgh	Mark Grudzielanek4/27/05 vs. Milwaukee

CARDINALS WITH SIX OR MORE HITS IN ONE GAME (7)

Duff Cooley.....9/30/1893 [2] vs. Boston	Jim Bottomley.....8/5/1931 [2] at Pittsburgh
Roger Connor.....6/1/1895 at New York	Terry Moore9/5/1935 vs. Boston
Dick Harley6/24/1897 (12 inn.) at Pittsburgh	Skip Schumaker7/26/2008 (14 inn.) at New York Mets
Jim Bottomley.....9/16/1924 at Brooklyn	

HISTORY



CARDINALS BATTING FEATS (Continued)

N.L. TRIPLE CROWN WINNERS (3)

YEAR	PLAYER	YEAR	PLAYER	YEAR	PLAYER
1922	Rogers Hornsby (.401/42/152)	1925	Rogers Hornsby (.403/39/143)	1937	Joe Medwick (.374/31/154)

N.L. BATTING CHAMPIONS (22)

YEAR	PLAYER	AVG	YEAR	PLAYER	AVG	YEAR	PLAYER	AVG
1901	Jesse Burkett.....	.382	1937	Joe Medwick.....	.374	1957	Stan Musial.....	.351
1920	Rogers Hornsby370	1939	Johnny Mize349	1971	Joe Torre363
1921	Rogers Hornsby397	1943	Stan Musial.....	.357	1979	Keith Hernandez.....	.344
1922	Rogers Hornsby401	1946	Stan Musial.....	.365	1985	Willie McGee353
1923	Rogers Hornsby384	1948	Stan Musial.....	.376	1990	Willie McGee335
1924	Rogers Hornsby424	1950	Stan Musial.....	.346	2003	Albert Pujols359
1925	Rogers Hornsby403	1951	Stan Musial.....	.355			
1931	Chick Hafey349	1952	Stan Musial.....	.336			

N.L. HOME RUN LEADERS (11)

YEAR	PLAYER	HR	YEAR	PLAYER	HR	Year	Player	HR
1922	Rogers Hornsby	42	1937	Joe Medwick.....	31	1999	Mark McGwire	65
1925	Rogers Hornsby	39	1939	Johnny Mize	28	2009	Albert Pujols	47
1928	Jim Bottomley	31	1940	Johnny Mize	43	2010	Albert Pujols	42
1934	Rip Collins.....	35	1998	Mark McGwire	70			

.400 HITTERS (3)

YEAR	PLAYER	AVG.	YEAR	PLAYER	AVG.	YEAR	PLAYER	AVG.
1924	Rogers Hornsby424	1925	Rogers Hornsby403	1922	Rogers Hornsby401

200 HITS IN A SEASON (41)

YEAR	PLAYER	HITS	YEAR	PLAYER	HITS	Year	Player	Hits
1922	Rogers Hornsby	250	1985	Willie McGee	216	1900	Jesse Burkett.....	202
1937	Joe Medwick.....	237	2003	Albert Pujols	212	1970	Lou Brock	202
1921	Rogers Hornsby	235	1964	Curt Flood.....	211	1921	Austin McHenry	201
1948	Stan Musial.....	230	1979	Garry Templeton	211	1930	Taylor Douthit	201
1971	Joe Torre	230	1979	Keith Hernandez.....	210	1939	Joe Medwick.....	201
1899	Jesse Burkett.....	228	1927	Frankie Frisch.....	208	1963	Dick Groat.....	201
1901	Jesse Burkett.....	228	1949	Stan Musial	207	1934	Rip Collins.....	200
1946	Stan Musial.....	228	1929	Taylor Douthit	206	1953	Stan Musial.....	200
1924	Rogers Hornsby	227	1967	Lou Brock	206	1963	Curt Flood.....	200
1925	Jim Bottomley	227	1951	Stan Musial.....	205	1963	Bill White	200
1935	Joe Medwick.....	224	1920	Milt Stock	204	1964	Lou Brock	200
1936	Joe Medwick.....	223	1937	Johnny Mize	204	1971	Lou Brock	200
1943	Stan Musial.....	220	1925	Rogers Hornsby	203	1977	Garry Templeton	200
1920	Rogers Hornsby	218	1970	Joe Torre	203			

20 HOME RUNS & 20 STOLEN BASES IN A SEASON (12)

YEAR	PLAYER	HR-SB	YEAR	PLAYER	HR-SB	YEAR	PLAYER	HR-SB
1967	Lou Brock	21-52	1995	Brian Jordan	22-24	1998	Ray Lankford	31-26
1992	Ray Lankford	20-42	1996	Ray Lankford	21-35	1999	Fernando Tatis	34-21
1995	Ray Lankford	25-24	1997	Ray Lankford	31-21	2004	Reggie Sanders.....	22-21
1995	Brian Jordan	22-24	1998	Ray Lankford	31-26	2017	Tommy Pham.....	23-25



CARDINALS BATTING FEATS (Continued)

30 HOME RUNS IN A SEASON (45)

YEAR	PLAYER	HR	YEAR	PLAYER	HR	YEAR	PLAYER	HR
1998	Mark McGwire	70	2008	Albert Pujols	37	2000	Mark McGwire	32
1999	Mark McGwire	65	2011	Albert Pujols	37	2007	Albert Pujols	32
2006	Albert Pujols	49	1949	Stan Musial	36	2012	Carlos Beltran	32
2009	Albert Pujols	47	2018	Matt Carpenter	36	2011	Lance Berkman	31
2004	Albert Pujols	46	1934	Rip Collins	35	1928	Jim Bottomley	31
1940	Johnny Mize	43	1954	Stan Musial	35	1937	Joe Medwick	31
2003	Albert Pujols	43	1987	Jack Clark	35	1997	Ray Lankford	31
1922	Rogers Hornsby	42	1970	Richie Allen	34	1998	Ray Lankford	31
2000	Jim Edmonds	42	1999	Fernando Tatis	34	2021	Paul Goldschmidt	31
2004	Jim Edmonds	42	2002	Albert Pujols	34	1953	Stan Musial	30
2010	Albert Pujols	42	2004	Scott Rolen	34	1996	Ron Gant	30
2005	Albert Pujols	41	2019	Paul Goldschmidt	34	2001	Jim Edmonds	30
1925	Rogers Hornsby	39	2021	Nolan Arenado	34	2016	Jedd Gyorko	30
1948	Stan Musial	39	2021	Tyler O'Neill	34	2019	Paul DeJong	30
2003	Jim Edmonds	39	1955	Stan Musial	33			
2008	Ryan Ludwick	37	1951	Stan Musial	32			
2001	Albert Pujols	37	1960	Ken Boyer	32			

MULTIPLE CARDINALS WITH 30 HOME RUNS IN A SEASON (10)

YEAR	PLAYER (HR)	YEAR	PLAYERS (HR)
1998	Mark McGwire (70), Ray Lankford (31)	2008	Ryan Ludwick (37), Albert Pujols (37)
1999	Mark McGwire (65), Fernando Tatis (34)	2011	Albert Pujols (37), Lance Berkman (31)
2000	Jim Edmonds (42), Mark McGwire (32)	2019	Paul Goldschmidt (34), Paul DeJong (30)
2001	Albert Pujols (37), Jim Edmonds (30)	2021	Nolan Arenado (34), Tyler O'Neill (34), Paul Goldschmidt (31)
2003	Albert Pujols (43), Jim Edmonds (39)		
2004	Albert Pujols (46), Jim Edmonds (42), Scott Rolen (34)		

200 HITS & 30 HOME RUNS IN A SEASON (9)

YEAR	PLAYER	HITS-HR	YEAR	PLAYER	HITS-HR	YEAR	PLAYER	HITS-HR
1922	Rogers Hornsby	250-42	1937	Joe Medwick	237-31	1951	Stan Musial	205-32
1925	Rogers Hornsby	203-39	1948	Stan Musial	230-39	1953	Stan Musial	200-30
1934	Rip Collins	200-35	1949	Stan Musial	207-36	2003	Albert Pujols	212-43

.300-30-100 CLUB (25)

Players who batted at least .300 with 30 or more homers and 100 or more RBI in a season.

YEAR	PLAYER	AVG.-HR-RBI	YEAR	PLAYER	AVG.-HR-RBI	YEAR	PLAYER	AVG.-HR-RBI
1922	Rogers Hornsby	.401-42-152	1954	Stan Musial	.330-35-126	2005	Albert Pujols	.330-41-117
1925	Rogers Hornsby	.403-39-143	1955	Stan Musial	.319-33-108	2006	Albert Pujols	.331-49-137
1928	Jim Bottomley	.325-31-136	2001	Jim Edmonds	.304-30-110	2007	Albert Pujols	.327-32-103
1934	Rip Collins	.333-35-128		Albert Pujols	.329-37-130	2008	Albert Pujols	.357-37-116
1937	Joe Medwick	.374-31-154	2002	Albert Pujols	.314-34-127	2009	Albert Pujols	.327-47-135
1940	Johnny Mize	.314-43-137	2003	Albert Pujols	.359-43-124	2010	Albert Pujols	.312-42-118
1948	Stan Musial	.376-39-131	2004	Jim Edmonds	.301-42-111			
1949	Stan Musial	.338-36-123		Albert Pujols	.331-46-123			
1951	Stan Musial	.355-32-108		Scott Rolen	.314-34-124			
1953	Stan Musial	.337-30-113						

CARDINALS WHO HIT SAFELY IN 25 OR MORE CONSECUTIVE GAMES (9)

YEAR	PLAYER	GAMES	YEAR	PLAYER	GAMES	YEAR	PLAYER	GAMES
1922	Rogers Hornsby	33	1943	Harry Walker	29	1954	Red Schoendienst	28
1950	Stan Musial	30	1959	Ken Boyer	29	1971	Lou Brock	26
2003	Albert Pujols	30	1935	Joe Medwick	28	1999	Joe McEwing	25

HISTORY



CARDINALS BATTING LEADERS

SINGLE-SEASON OFFENSIVE LEADERS BY POSITION

POS	PLAYER	HR	PLAYER	RBI	PLAYER	SB
C	Ted Simmons, 1979	26	Ted Simmons, 1972	96	Yadier Molina, 2012	12
1B	Mark McGwire, 1998	69	Mark McGwire, 1999	147	Gregg Jefferies, 1993	46
2B	Rogers Hornsby, 1922	42	Rogers Hornsby, 1922	152	Delino DeShields, 1997	54
SS	Paul DeJong, 2019	30	Edgar Renteria, 2003	100	Ozzie Smith, 1988	57
3B	Tatis (99), Rolen (04), Arenado (21)	34	Joe Torre, 1971	137	Pepper Martin, 1933	26
LF	Tyler O'Neill, 2021	34	Joe Medwick, 1937	154	Lou Brock, 1974	118
CF	Jim Edmonds, 2000	41	Jim Edmonds, 2001	110	Willie McGee, 1985	56
RF	Stan Musial, 1948	39	Stan Musial, 1948	131	Andy Van Slyke, 1985	32
P	Bob Gibson, 1965 & '72	5	Dizzy Dean, 1935	21	Bob Gibson, 1969	5

Totals are only while playing designated position, not including statistics accumulated during the season while pinch-hitting, pinch-running or playing another position.

Stolen base leaders since 1920.

SINGLE-SEASON FIELDING LEADERS BY POSITION

POS	PLAYER	YEAR	G	TC	E	PCT
C	Mike Matheny	2003	138	823	0	1.000
1B	Paul Goldschmidt	2021	153	1,145	2	.998
2B	Jose Oquendo	1990	150	681	3	.996
SS	Paul DeJong	2019	157	653	7	.989
3B	Troy Glaus	2008	146	385	7	.982
OF	Curt Flood	1966	159	396	0	1.000
OF	Orlando Palmeiro	2003	112	171	0	1.000
OF	Jon Jay	2012	116	292	0	1.000
OF	Ray Lankford	1996	144	366	1	.997
OF	Jon Jay	2013	152	340	1	.997
OF	Tony Scott	1980	134	330	1	.997

CARDINALS ROOKIE RECORDS

PITCHING

Games	77, Mike Perez, 1992
Games Won	21, Johnny Beazley, 1942
Games Lost	20, Ted Breitenstein, 1892 and Jesse Haines, 1920
Games Started	37, Jesse Haines, 1920
Complete Games	28, Ted Breitenstein, 1892
Shutouts	6, Harvey Haddix, 1953
Innings Pitched	301.2, Jesse Haines, 1920
Strikeouts	194, Rick Ankiel, 2000
Walks	148, Ted Breitenstein, 1892
Saves	36, Todd Worrell, 1986
Winning Pct. #	.810 (17-4), Ted Wilks, 1944
ERA +	2.13, Johnny Beazley, 1942

*NL rookie record.

**Major League rookie record.

#Minimum of 18 decisions.

+Minimum of 154/162 innings pitched.

BATTING

At-Bats	636, Vince Coleman, 1985
Batting Average	.373, George Watkins, 1930
Runs	112, Albert Pujols, 2001
Hits	194, Emmet Heidrick, 1899 and Albert Pujols, 2001
Singles	157, Emmet Heidrick, 1899
Doubles	47, Albert Pujols, 2001
Triples	25, Tommy Long, 1915
Home Runs	37, Albert Pujols, 2001
Extra-Base Hits	88, Albert Pujols, 2001
Total Bases	360, Albert Pujols, 2001
Slugging Average	.621, George Watkins, 1930
Runs-Batted-In	130, Albert Pujols, 2001
Walks	75, Solly Hemus, 1951
Strikeouts	125, Harrison Bader, 2018
Stolen Bases	110, Vince Coleman, 1985
Pinch Hits	20, Joe Frazier, 1954
Longest Hitting Streak (games)	25, Joe McEwing, 1999

*NL rookie record.

**Major League rookie record.



CARDINALS LEADERS IN HOME RUN CATEGORIES

LEADOFF HOMERS (SEASON)

1. Matt Carpenter, 2018 8
2. Lou Brock, 1967 5
- Lou Brock, 1970 5
- Matt Carpenter, 2015 5
- Ray Lankford, 1994 5

LEADOFF HOMERS (CAREER)

1. Matt Carpenter 24
2. Lou Brock 21
3. Ray Lankford 7
4. Ray Blades 6
5. Jack Smith 5
- Lonnie Smith 5

EXTRA-INNING HOMERS (SEASON)

1. Mark McGwire, 1998 4
2. Ken Boyer, 1958 3
- Jack Clark, 1987 3
- Paul Goldschmidt, 2019..... 3**
- Felix Jose, 1992 3

EXTRA-INNING HOMERS (CAREER)

1. Albert Pujols 13
2. Stan Musial 11
3. Jim Edmonds 7
4. Ken Boyer 6
- Ted Simmons 6
- Ray Lankford 6

WALK-OFF HOMERS (SEASON)

1. 26 players tied 2

WALK-OFF HOMERS (CAREER)

1. Stan Musial 12
2. Albert Pujols 10
3. Ken Boyer 5
- Jim Edmonds 5
5. Ken Boyer 4
- Kolten Wong 4

MULTIPLE-HR GAMES (CAREER)

1. Albert Pujols 42
2. Stan Musial 37
3. Mark McGwire 28
4. Rogers Hornsby 18
5. Ray Lankford 17
- Jim Edmonds 17
- Ken Boyer 17

MULTIPLE-HR GAMES (SEASON)

1. Albert Pujols, 2009 10
- Mark McGwire, 1998 10
3. Mark McGwire, 1999 9
4. Albert Pujols, 2010 6
- Jack Clark, 1987 6
- Stan Musial, 1954 6
- Stan Musial, 1949 6
- Johnny Mize, 1940 6

PINCH-HIT HOMERS (SEASON)

1. George Crowe, 1959 4
- George Crowe, 1960 4
- Jeremy Hazelbaker, 2016 4
- Carl Sawatski, 1961 4
5. 13 players tied 3
- (Last: José Rondón, 2021)

PINCH-HIT HOMERS (CAREER)

1. George Crowe 8
2. Matt Adams 7
3. Carl Sawatski 6
- Gerald Perry 6
- Chris Duncan 6
6. Matt Carpenter 5

GRAND SLAMS (SEASON)

1. Albert Pujols, 2009 5
2. Jim Bottomley, 1929 3
- Keith Hernandez, 1977 3
- Fernando Tatis, 1999 3
- 5. 34 players tied 2**
- (Last: Dylan Carlson, 2021)

GRAND SLAMS (CAREER)

1. Albert Pujols 12
2. Stan Musial 9
3. Ken Boyer 7
- Rogers Hornsby 7
- Yadier Molina 7**
- Ted Simmons 7

INSIDE-PARK HOMERS (SEASON)

1. Jesse Burkett, 1901 8
2. Jesse Burkett, 1900 6
- Rogers Hornsby, 1917 6
- Ed Konetchy, 1912 6
- Ed Konetchy, 1913 6

INSIDE-PARK HOMERS (CAREER)

1. Rogers Hornsby 30
2. Ed Konetchy 22
3. Jesse Burkett 19
4. Homer Smoot 12
5. Walton Cruise 9
- Stan Musial 9

MOST HOMERS IN ONE MONTH

1. Mark McGwire, May 1998 16
- +Mark McGwire, July '99..... 16
3. Mark McGwire, Sept. '97 15
- Mark McGwire, Sept. '98 15
5. Jim Edmonds, June '03 14
- *Albert Pujols, April '06 14
- Albert Pujols, June '09 14
8. Mark McGwire, May '00 13
- Jim Edmonds, July '04 13
10. Whitey Kurowski, Aug. '47 ... 12
- Mark McGwire, Aug. '99 12
- Mark McGwire, Sept. '99 12
- Albert Pujols, Aug. '04 12
14. Ripper Collins, June '35 11
- Rogers Hornsby, May '25 11
- Stan Musial, May '54 11
- Mark McGwire, July '01 11
- Albert Pujols, May '06 11
- Albert Pujols, Aug. '10 11
- Matt Carpenter, July '18 11
- Paul Goldschmidt, July '19.11**
- Tyler O'Neill, Sept. 2111**

+Tied MLB July Record (A. Belle-CWS, 1998)

*Tied MLB April Record (A. Rodríguez-NYY, 2007).

Home Run information courtesy David Vincent, Society for American Baseball Research (SABR).



TEAM HIGHS & LOWS (SINCE 1892)

WINNING STREAK

17 Games..... 9/11/2021-9/28/2021
 14 Games..... 7/2/1935-7/18/1935
 12 Games..... 4/11/1982-4/24/1982
 12 Games..... 7/18/1943-7/27/1943
 11 Games..... 5/21/1941-5/30/1941
 11 Games..... 8/9/2001-8/19/2001

POSTSEASON

6 Games..... 10/12/1985-10/20/1985

LOSING STREAK

18 Games..... 9/3/1897-9/26/1897
 15 Games..... 9/6/1909-9/24/1909
 14 Games..... 6/25/1986-7/8/1896
 14 Games..... 6/21/1905-7/6/1905
 14 Games..... 9/16/1916-10/01/1916

POSTSEASON

6 Games..... 10/4/1928-10/2/1930

LONGEST GAME — INNINGS

25.....9/11/1974 at New York-NL
 20..... 4/17/2010 vs. New York-NL
 4/27/2003 at Florida
 8/28/1930 at Chicago-NL
 19.....Done 4 Times
 (last: 9/24/2019 at Arizona)

POSTSEASON

13..... 10/11/2013 vs. Los Angeles-NL

MOST RUNS INNING — CARDINALS

12..... 7/21/2012 vs. Chicago-NL - 7th
 9/16/1926 at Phila. (G1) - 3rd
 11..... 5/8/2005 vs. San Diego - 1st

POSTSEASON

*10..... 10/9/2019 at Atlanta - 1st

MOST RUNS INNING — OPPONENT

13..... 8/24/1993 at San Diego - 1st
 5/7/1966 vs. San Francisco - 3rd
 7/25/1900 at Boston - 1st
 5/13/1911 at New York - 1st
 12..... 4/22/1892 at Pittsburgh - 1st
 8/30/1953 at Brooklyn - 7th

POSTSEASON

10..... 10/9/1968 at Detroit- 3rd

MOST RUNS GAME — CARDINALS

28..... 7/6/1929 at Philadelphia (G2)
 23..... 9/16/26 at Philadelphia (G1)
 6/11/1895 at New York
 5/26/1895 vs. Washington
 7/27/1918 at Brooklyn (G2)

POSTSEASON

16..... 10/22/11 at Texas

MOST RUNS GAME — OPPONENT

28.....9/3/1896 at Boston (G1)
 26..... 8/1/1894 at Chicago
 25..... 5/31/1897 at Boston
 8/1/1893 vs. Pittsburgh (G1)
 6/10/1892 at Baltimore (G1)

POSTSEASON

15..... 10/17/1996 at Atlanta

MOST HITS GAME — CARDINALS

28..... 7/6/1929 at Philadelphia (G2)
 26..... 8/22/2008 vs. Atlanta
 8/9/1932 at Philadelphia
 9/23/1930 at Philadelphia
 25..... 7/27/1918 at Brooklyn (G2)

POSTSEASON

20..... 10/10/1946 at Boston-AL

MOST HITS GAME — OPPONENT

25..... 8/25/1936 vs. Boston (G1)
 8/24/1936 vs. Pittsburgh
 6/24/1917 vs. Cincinnati (G2)
 24..... 6/20/2006 at Chicago-AL
 8/3/1961 vs. Pittsburgh

POSTSEASON

22..... 10/14/1996 vs. Atlanta

MOST XBH INNING — CARDINALS

8..... 7/24/2019 at Pittsburgh (2nd)
 7/21/2012 vs. Chicago (7th)

MOST TB INNING — CARDINALS

23..... 7/24/2019 at Pittsburgh (2nd)

MOST HR'S GAME — CARDINALS

7..... 7/12/1996 at Chicago
 5/7/1940 vs. Brooklyn
 6..... 9/3/2021 at Milwaukee
 6/26/2016 at Seattle
 4/15/2016 vs. Cincinnati
 7/15/2007 at Philadelphia
 8/18/2006 at Chicago-NL
 4/9/2000 vs. Milwaukee
 7/8/1962 at New York-NL
 5/10/1894 at Cincinnati

POSTSEASON

5..... 10/5/2004 vs. Los Angeles-NL

MOST HR'S GAME — OPPONENT

7..... 8/20/2003 vs. Pittsburgh
 8/16/1947 at Pittsburgh
 6..... 8/8/2014 at Baltimore
 7/23/2000 at Houston
 6/4/1989 vs. Chicago-NL
 4/16/1955 vs. Chicago-NL (14)
 5/31/1954 at Chicago-NL (7)
 7/11/1947 at New York G2 (8)
 6/22/1925 vs. Pittsburgh
 5/11/1923 at Philadelphia

POSTSEASON

6..... 10/12/2015 at Chicago-NL

MOST HR'S GAME — BOTH TEAMS

10..... 5/11/1923 at Philadelphia
 8/16/1947 at Pittsburgh
 9..... 7/20/2003 at Los Angeles-NL
 7/28/1963 at Chicago (G2)

POSTSEASON

8..... 10/12/2015 at Chicago-NL

**National League Postseason single-inning run record and tied the Major League mark. Also set the MLB postseason record for most runs scored in the 1st inning.*



In the deciding Game 5 of the 2019 National League Division Series in Atlanta, the Cardinals scored 10 runs in the 1st inning, a postseason record for the 1st inning and only the fourth 10-run inning in Major League postseason history.

The Cardinals set a team record with a 12-run seventh inning versus the Chicago Cubs at Busch Stadium on July 21, 2012, in which they also set a team record with seven doubles in the inning en route to a 12-0 victory.

HISTORY



MOST SEASONS APPEARED WITH THE CARDINALS

SEASONS	PLAYER	POSITION	YEARS
22	Stan Musial	OF, 1B	1941-44, '46-63
18	Jesse Haines	RHP	1920-37
18	Yadier Molina	C	2004-21
17	Bob Gibson	RHP	1959-75
16	Lou Brock	OF	1964-79
16	Adam Wainwright	RHP	2005-10, '12-21
15	Red Schoendienst	2B	1945-56, '61-63
15	Bob Forsch	RHP	1974-88
15	Ozzie Smith	SS	1982-96
14	Bill Sherdel	LHP	1918-30, '32

CAREER GAMES BY POSITION

FIRST BASE	YEARS	GAMES
1. Jim Bottomley.....	1922-32	1,340
2. Albert Pujols.....	2001-11	1,335
3. Keith Hernandez.....	1974-83	1,118
4. Stan Musial.....	1941-44; 46-63	1,016
5. Ed Konetchy.....	1907-13	981

THIRD BASE	YEARS	GAMES
1. Ken Boyer.....	1955-65	1,539
2. Ken Reitz.....	1972-75; 77-80	1,081
3. Terry Pendleton.....	1984-90	908
4. Whitey Kurovski.....	1941-49	868
5. Matt Carpenter.....	2011-20	671

SECOND BASE	YEARS	GAMES
1. Julian Javier.....	1960-71	1,547
2. Red Schoendienst.....	1945-56; 61-63	1,429
3. Frankie Frisch.....	1927-37	1,141
4. Rogers Hornsby.....	1915-26; 33	997
5. Tom Herr.....	1979-1988	987

OUTFIELD	YEARS	GAMES
1. Lou Brock.....	1964-79	2,206
2. Stan Musial.....	1941-44; 46-63	1,890
3. Enos Slaughter.....	1938-42; 46-53	1,751
4. Curt Flood.....	1958-69	1,687
5. Ray Lankford.....	1990-2001; 2004	1,489

SHORTSTOP	YEARS	GAMES
1. Ozzie Smith.....	1982-96	1,929
2. Marty Marion.....	1940-50	1,484
3. Dal Maxvill.....	1962-72	1,054
4. Edgar Renteria.....	1999-2004	891
5. Garry Templeton.....	1976-81	700

CATCHER	YEARS	GAMES
1. Yadier Molina.....	2004-20	*2,107
2. Ted Simmons.....	1968-80	1,439
3. Del Rice.....	1945-55; 60	1,018
4. Tim McCarver.....	1959-61; 63-69; 73-74	960
5. Tom Pagnozzi.....	1987-98	827

* MLB Record, most games at catcher with one organization

CARDINALS OPENING-DAY STATISTICS

	Games	Won	Lost	Tied	Percentage
At St. Louis	68	36	32	0	.529
On Road	62	24	36	2	.395
TOTALS	130	60	68	2	.465

OPENING-DAY RECORD AGAINST EACH OPPONENT

	HOME		ROAD			TOTALS		
	W	L	W	L	T	W	L	T
Astros	0	0	2	0	0	2	0	0
Braves*	1	0	1	2	0	2	2	0
Brewers	1	2	0	1	0	1	3	0
Cubs	6	9	4	11	2	10	20	2
Cleveland	2	0	0	0	0	2	0	0
Diamondbacks	0	0	0	1	0	0	1	0
Dodgers**	1	0	1	1	0	2	1	0
Giants+	1	2	0	1	0	1	3	0
Louisville	1	0	0	0	0	1	0	0

	HOME		ROAD			TOTALS		
	W	L	W	L	T	W	L	T
Marlins++	0	0	1	0	0	1	0	0
Mets	1	2	1	4	0	2	6	0
Nationals/Expos	1	2	1	1	0	2	3	0
Philadelphia	2	2	2	0	0	4	2	0
Pirates	17	11	1	5	0	18	16	0
Padres	0	1	0	0	0	0	1	0
Reds	1	0	10	8	0	11	8	0
Rockies	1	1	0	1	0	1	2	0

* Boston-Milwaukee-Atlanta

+ New York-San Francisco

** Brooklyn-Los Angeles

++Florida-Miami

One-run games: 18-26

Extra-inning games: 3-8

Earliest opener: 3/28/2019

Latest opener: July 24, 2020



MOST OPENING DAY STARTS (SINCE 1908)

CARDINAL	STARTS	SEASONS
1. Stan Musial.....	21	1942-44; '46-63
2. Yadier Molina.....	17	2005-20
3. Lou Brock.....	15	1965-79
4. Ozzie Smith.....	13	1982-95
Enos Slaughter.....	13	1938-42; '46-53

CARDINAL	STARTS	SEASONS
6. Red Schoendienst.....	11	1945, '47-56
Rogers Hornsby.....	11	1926-26
Julian Javier.....	11	1961-71
Ken Boyer.....	11	1955-65
Albert Pujols.....	11	2001-11

OPENING DAY STARTS BY POSITION (SINCE 1908)

PITCHER	STARTS	SEASONS
1. Bob Gibson.....	10	1965, '67-75
2. Dizzy Dean.....	5	1933-37
Chris Carpenter.....	5	2005-07, '10-11
Adam Wainwright.....	5	2009, '13-16

SHORTSTOP	STARTS	SEASONS
1. Ozzie Smith.....	13	1982-95
2. Marty Marion.....	9	1940-42, '44-49
3. Edgar Renteria.....	6	1999-2004

CATCHER	STARTS	SEASONS
1. Yadier Molina.....	17	2005-21
2. Ted Simmons.....	10	1971-80
3. Del Rice.....	5	1946, '49, '52-54
Darrell Porter.....	5	1981-85

LEFT FIELD	STARTS	SEASONS
1. Lou Brock.....	14	1965, '67-79
2. Stan Musial.....	8	1942-43; '46, '52, '54, '59, '61, '63
3. Matt Holliday.....	6	2010-15

FIRST BASE	STARTS	SEASONS
1. Jim Bottomley.....	10	1923-32
3. Keith Hernandez.....	9	1975-83
2. Albert Pujols.....	8	2004-11

CENTER FIELD	STARTS	SEASONS
1. Terry Moore.....	9	1935-42, '46
2. Curt Flood.....	8	1962-69
Jim Edmonds.....	8	2000-07

SECOND BASE	STARTS	SEASONS
1. Julian Javier.....	11	1961-71
2. Red Schoendienst.....	10	1947-56
3. Frankie Frisch.....	9	1927-29, '31-36

RIGHT FIELD	STARTS	SEASONS
1. Enos Slaughter.....	10	1938-42; '46-47, '51-53
2. Stan Musial.....	5	1944, '48, '50, '56, '61
George Hendrick.....	5	1980-84
Steve Evans.....	5	1910-13

THIRD BASE	STARTS	SEASONS
1. Ken Boyer.....	11	1955-65
2. Ken Reitz.....	7	1973-75; 77-80
3. Terry Pendleton.....	6	1985-90
Whitey Kurowski.....	6	1943-48
Matt Carpenter.....	6	2013-16, '18-19

LONGEST STREAKS OF OPENING DAY STARTS BY POSITION (SINCE 1900)

Pitcher.....	Bob Gibson.....	9	1967-75
Catcher.....	Yadier Molina.....	17	2005-21
First base.....	Jim Bottomley.....	10	1923-32
Second Base.....	Julian Javier.....	11	1961-71
Shortstop.....	Ozzie Smith.....	7	1982-88
Third Base.....	Ken Boyer.....	11	1955-65
Left Field.....	Lou Brock.....	13	1967-79
Center Field.....	Jim Edmonds.....	8	2000-07
	Terry Moore.....	8	1935-42
	Curt Flood.....	8	1962-69
Right Field.....	George Hendrick.....	5	1980-84
	Enos Slaughter.....	5	1938-42
	Steve Evans.....	5	1909-13

MOST CONSECUTIVE OPENING DAY STARTS (SINCE 1900):

1. Stan Musial.....	18	1946-63
2. Yadier Molina.....	17	2005-21
3. Lou Brock.....	15	1965-79
4. Albert Pujols.....	11	2001-11
Rogers Hornsby.....	11	1916-26
Julian Javier.....	11	1961-71
Ken Boyer.....	11	1955-65
8. Jim Bottomley.....	10	1923-32
Red Schoendienst.....	10	1947-56
Frankie Frisch.....	10	1927-36
Ted Simmons.....	10	1971-80



CLUB RECORDS

SEASON

Most Players	*51 (31 pitchers) in 2021
Fewest Players	25 in 1904
Most Games	164 in 1989
Most At-Bats	5,734 in 1979 (163 games)
Most Runs	1,004 in 1930 (154 games)
Most Opponents' Runs	838 in 1999 (161 games)
Fewest Runs	372 in 1908 (154 games)
Most Hits	1,732 in 1930 (154 games)
Fewest Hits	1,105 in 1908 (154 games)
Most Singles	1,223 in 1920 (155 games)
Most Doubles	373 in 1939 (154 games)
Most Triples	96 in 1920 (155 games)
Most Homers	235 in 2000 (162 games)
Most Opponents' Homers	210 in 2003 (162 games)
Fewest Homers (154 or 162-game schedule)	10 in 1906
Most Homers at Sportsman's Park Cards & Opponent	176 in 1955
Most Homers at Busch Stadium (old) Cards & Opponent	229 in 2000
Most Homers at Busch Stadium (new) Cards & Opponent	182 in 2016 & 2019
Most Grand Slams	12 in 2000
Most Pinch Home Runs	17 in 2016
Most Total Bases	2,595 in 1930 (154 games)
Most Long Hits	566 in 1930 (154 games)
Most Extra Bases on Long Hits	1,021 in 1998 (163 games)
Most Sacrifices (SH and SF)	212 in 1926 (156 games)
Most Sacrifice Hits	172 in 1943 (147 games)
Most Sacrifice Flies	70 in 2004 (162 games)
Most Stolen Bases	314 in 1985 (162 games)
Most Caught Stealing	118 in 1992 (162 games)
Most Bases on Balls	676 in 1998 (163 games)
Most Strikeouts	1,420 in 2019 (162 games)
Fewest Strikeouts	414 in 1925 (153 games)
Most Hit By Pitch	86 in 2021 (162 games)

Fewest Hit By Pitch	15 in 1925 (153 games)
Most Runs Batted In	942 in 1930 (154 games)
Most Game-Winning RBIs	97 in 2004 (162 games)
Highest Batting Average314 in 1930 (154 games)
Lowest Batting Average223 in 1908 (154 games)
Highest Slugging Average471 in 1930 (154 games)
Lowest Slugging Average288 in 1908 (154 games)
Most Grounded Into Double Play	169 in 2011 (162 games)
Fewest Grounded Into Double Play	75 in 1945 (155 games)
Most Left On Bases	1,251 in 1939 (155 games)
Fewest Left On Bases	957 in 1995 (143 games)
Most 100-Run Scorers	4 in 1928
Most .300 Hitters	11 in 1930
Most 30-Homer Hitters	*3 in 2021
Most 20-Homer Hitters	6 in 2016
Most 10-Homer Hitters	11 in 2019
Most 100-RBI Hitters	3 in 2003 & 2004

DEFENSIVE

Most Putouts	4,460 in 1979 (163 games)
Fewest Putouts	3,797 in 1995 (143 games)
Most Assists	2,293 in 1917 (154 games)
Fewest Assists	1,514 in 2021 (162 games)
Most Chances Accepted	6,459 in 1917 (154 games)
Fewest Chances Accepted	5,532 in 1995 (143 games)
Most Errors	348 in 1908 (154 games)
Fewest Errors	66 in 2019 (162 games)
Most Errorless Games	109 in 2019 (162 games)
Most Consecutive Errorless Games	16 in 1992
Most Double Plays	196 in 2005 (162 games)
Fewest Double Plays	114 in 1990 (162 games)
Most Passed Balls	38 in 1906 (154 games)
Fewest Passed Balls	4 in 1925 (153 games)
Highest Fielding Average989 in 2019 (162 games)
Lowest Fielding Average946 in 1908 (154 games)



CLUB RECORDS (CONTINUED)

GAME

Most Runs
..... **28** vs. Philadelphia, July 6, 1929, Second Game

Most Runs — By Opponent
..... **28** by Boston, September 3, 1896, First Game

Most Runs — By Opponent — Since 1900
..... **24** by Pittsburgh, June 22, 1925

Most Runs — Shutout Game
..... **18** vs. Cincinnati, June 10, 1944

Most Runs — Shutout Game — By Opponent
..... **19** by Pittsburgh, August 3, 1961

Most Runs — Doubleheader Shutout
..... **16** vs. Brooklyn, September 21, 1934

Most Hits — Game **30** vs. New York, June 1, 1895

Most Hits — Game — Since 1900
..... **28** vs. Philadelphia, July 6, 1929, Second Game

Longest 1-0 Game Won
..... **14** Innings vs. Boston, June 15, 1939

Longest 1-0 Game Lost
..... **18** Innings vs. New York, July 2, 1933, First Game
Note: Lost 2-1 in 20 innings April 17, 2010 vs. New York Mets. Game was scoreless for the first 18 innings.

Most Home Runs..... **7** vs. Brooklyn, May 7, 1940
..... **7** at Chicago, July 12, 1996

Most Home Runs — By Opponent
..... **7** by Pittsburgh, August 16, 1947
..... **7** by Pittsburgh, August 20, 2003

Most Consecutive Games — One or More Homers
..... **25** Aug. 9-Sept. 6, 2016
**Tied NL Record* (52 homers total)*

Most Total Bases **49** vs. Brooklyn, May 7, 1940

INNING

Most Runs **12** vs. Chicago (NL),
July 21, 2012, 7th inning
..... **12** vs. Philadelphia, Sept. 15, 1926,
1st Game, 3rd inning

Scoring Runs Every Inning9/13/64 at Chicago

ATTENDANCE

Highest Home Attendance **3,552,180** in 2007
(81 dates)

Highest Road Attendance **2,820,564** in 1999
(79 dates)

Largest Crowd — Day Game
..... **52,916** vs. Cincinnati, September 28, 1996

Largest Crowd — Doubleheader
..... **49,743** vs. Atlanta, June 23, 1968

Largest Crowd — Night Game
..... **53,415** vs. Chicago, July 30, 1994

Largest Crowd — Home Opener
..... **52,841** vs. Montreal, April 8, 1996

STANDINGS & RECORD

Most Games Won..... **106** in 1942

Most Games Lost..... **111** in 1898

Most Games Lost — Since 1900..... **105** in 1908

Most Games Won — Month..... **26**, July 1944

Most Games Lost — Month..... **27**, September 1908

Highest Percentage — Games Won
..... **.688** in 1942 (Won 106, Lost 48)

Lowest Percentage — Games Won
..... **.221** in 1897 (Won 29, Lost 102)

Lowest Percentage Games Won — Since 1900
..... **.314** in 1903 (Won 43, Lost 94)

Most Shutouts Won..... **30** in 1968

Most Shutouts Lost..... **33** in 1908

Most 1-0 Games Won **8** in 1907 and 1968

Most 1-0 Games Lost..... **8** in 1918

Most Games Lost by 10-or-more Runs **11** in 2007

Most Consecutive Games Won..... **17** in 2021

Most Consecutive Games Lost **15** in 1909

League Championships **19**

Last-Place Finishes **9** (Tied in 1916)



THE LAST TIME IT HAPPENED

BATTING**CARDINAL HIT FOR CYCLE**

Mark Grudzielanek vs. Milwaukee, April 27, 2005.

OPPONENT HIT FOR CYCLE

Daryle Ward (Pittsburgh) at St. Louis, May 26, 2004.

CARDINAL PITCHER**HAD TWO HITS IN ONE INNING**

Adam Wainwright vs. Milwaukee, April 13, 2013, sixth inning (infield single to shortstop off Yovani Gallardo and single to centerfield off Michael Gonzalez).

HOME RUNS**CARDINAL HIT INSIDE-THE-PARK HOME RUN**

Fernando Viña, at Milwaukee, October 2, 2001, fifth inning with no runners on and two out, off Ben Sheets.

OPPONENT HIT INSIDE-THE-PARK HOME RUN

Adam Frazier (Pittsburgh), at St. Louis, September 9, 2017, seventh inning with no runners on and one out, off John Brebbia.

CARDINAL HOMERED FROM BOTH SIDES OF PLATE

Dylan Carlson vs. Milwaukee, September 30, 2021; third inning, solo home run batting right-handed off Brett Anderson; sixth inning, two-run home run batting left-handed off Miguel Sánchez.

CARDINAL HIT 4 HOME RUNS IN A GAME

Mark Whiten at Cincinnati, September 7, 1993 [2].

OPPONENT HIT 4 HOME RUNS IN A GAME

Scooter Gennett at Cincinnati, June 6, 2017.

CARDINAL HIT 3 HOME RUNS IN A GAME

Paul DeJong at Pittsburgh, July 24, 2019.

OPPONENT HIT 3 HOME RUNS IN A GAME

Christian Yelich at Milwaukee, April 15, 2019.

CARDINAL PINCH-HIT GRAND SLAM

Chris Duncan at Oakland, June 16, 2007, fifth inning off Kiko Calero.

OPPONENT PINCH-HIT GRAND SLAM

Daniel Vogelbach at Milwaukee, September 5, 2021, ninth inning off Alex Reyes (game-ending).

CARDINAL HIT 2 HOME RUNS IN EXTRA INNINGS

Matt Adams at Cincinnati, September 4, 2013; 14th inning off Alfredo Simon and 16th inning off Logan Ondrusek.

HOME RUNS (continued)**CARDINAL PINCH-HIT HOME RUN**

Jose Rondon vs. Milwaukee, September 28, 2021, sixth inning, solo home run, off Hoby Milner.

OPPONENT PINCH-HIT HOME RUN

Sergio Alcántara, at Chicago (NL), September 24, 2021 (Game 1), sixth inning, 2-run, off Alex Reyes.

CARDINAL WALK-OFF HOME RUN

Paul Goldschmidt vs. Miami, June 15, 2021, solo, off Yimi García (9th inning).

OPPONENT WALK-OFF HOME RUN

Daniel Vogelbach, at Milwaukee, September 5, 2021, ninth inning, grand slam, off Alex Reyes.

CARDINAL BACK-TO-BACK HOME RUNS

Harrison Bader and Lars Nootbaar at Chicago Cubs, September 24, 2021 (G2), 7th inning off Adam Morgan.

OPPONENT BACK-TO-BACK HOME RUNS

Robbie Grossman and Miguel Cabrera vs. Detroit, August 24, 2021, 3rd inning off Jack Flaherty.

THREE CONSECUTIVE HOME RUNS BY CARDINALS

Eli Marrero, Jim Edmonds and Albert Pujols at Colorado, September 19, 2002, eighth inning off Todd Jones.

THREE CONSECUTIVE HOME RUNS BY OPPONENT (4)

Yoan Moncada, Yasmani Grandal, José Abreu and Eloy Jimenez at Chicago White Sox, August 16, 2020, fifth inning off Roel Ramirez.

HOME RUN BY CARDINAL PITCHER

Jack Flaherty vs. Colorado, May 7, 2021, third inning, solo, off Austin Gomber.

OPPONENT HOME RUN BY PITCHER

Steven Matz at New York Mets, June 14, 2019, fifth inning, two-run off Tyler Webb.

GRAND SLAM BY CARDINAL PITCHER

Jake Westbrook at Milwaukee, August 31, 2011, fourth inning, off Randy Wolf.

CARDINAL LEADOFF HOME RUN

Tommy Edman vs. Chicago (NL), October 3, 2021, off Alec Mills.

OPPONENT LEADOFF HOME RUN

Luis Urías at Milwaukee, September 4, 2021, off Kwang Hyun Kim.

*MLB record for extra inning home runs 14th inning and beyond



THE LAST TIME IT HAPPENED (CONTINUED)

PITCHING

CARDINAL NO-HITTER

Bud Smith at San Diego, September 3, 2001, 4-0 vs. Bobby Jones

NO-HITTER VS. CARDINALS

Johan Santana at New York Mets, June 1, 2012, 8-0 vs. Adam Wainwright

CARDINAL COMPLETE GAME, SHUTOUT

Adam Wainwright at Pittsburgh, August 11, 2021 (2 hits)

COMPLETE GAME, SHUTOUT VS. CARDINALS

Adrian Houser at Milwaukee, September 4, 2021 (3 Hits)

CARDINAL COMPLETE GAME, 1-HITTER

Jaime Garcia vs. Milwaukee, April 14, 2016, 7-0

COMPLETE GAME, 1-HITTER VS. CARDINALS

Brandon Webb at Arizona, September 9, 2006, 3-0

CARDINAL BACK-TO-BACK SHUTOUTS

J.A. Happ, Luis García, T.J. McFarland, Génesis Cabrera and Giovanni Gallegos (combined), September 12, 2021 vs. Cincinnati; Adam Wainwright, T.J. McFarland, Alex Reyes and Kodi Whitley at New York (NL), September 13, 2021.

BACK-TO-BACK SHUTOUTS VS. ST. LOUIS

Julio Teheran, Matt Marksberry, Danny Burawa, Edwin Jackson and Arodys Vizcaino at Atlanta (combined) October 2, 2015; Shelby Miller, Matt Marksberry and Arodys Vizcaino at Atlanta (combined) October 4, 2015-Game 1 of DH; Matt Wisler and Edwin Jackson at Atlanta (combined) October 4, 2015-Game 2 of DH.

CARDINAL WITH 15 OR MORE STRIKEOUTS

Bob Gibson at Philadelphia, May 23, 1970 (16)

OPPONENT WITH 15 OR MORE STRIKEOUTS

Corey Kluber at Cleveland, May 13, 2015 (18)

CARDINAL POSITION PLAYER PITCHED

Matt Carpenter (infielder) at San Diego, May 15, 2021.

OPPOSING POSITION PLAYER PITCHED

Matt Davidson (infielder) vs. Cincinnati, September 1, 2020.

BASERUNNING

CARDINAL STOLE HOME

Pete Kozma, September 21, 2012, at Chicago, top of fourth inning. Kozma led off the inning with a triple and stole home on Chris Volstad with Daniel Descalso batting on a failed squeeze bunt attempt.

CARDINAL STRAIGHT STEAL OF HOME

Pete Kozma, September 21, 2012, at Chicago, top of fourth inning. Kozma led off the inning with a triple and stole home on Chris Volstad with Daniel Descalso batting on a failed squeeze bunt attempt.

OPPONENT STOLE HOME

Mark Loretta, July 28, 1998, vs. Milwaukee as part of a double steal in the fourth inning.

FIELDING

CARDINAL TRIPLE PLAY

Daniel Descalso (2b) - Jhonny Peralta (ss) - Allen Craig (1B), at Toronto, sixth inning, June 6, 2014. With runners Anthony Gose (third), Jose Reyes (second) and Melky Cabrera (first) on base, Jose Bautista lined out to second baseman Descalso, who threw to Jhonny Peralta who stepped on second to double off Reyes and then threw to Craig at first for the out of Cabrera. Seth Maness pitching.

TRIPLE PLAY VS. CARDINALS

Luis Urias (3b) to Keston Hiura (2b) to Jedd Gyorko Moreland (1b) - vs. Milwaukee, eighth inning, September 27, 2020. With runners on second base (Paul Goldschmidt) and first base (Dylan Carlson), Yadier Molina grounded into a 5-4-3 triple play. Adrian Houser pitching.

DOUBLEHEADERS

CARDINAL PLAYER HOMERED IN BOTH GAMES OF DOUBLEHEADER

Tyler O'Neill at Chicago (NL), September 24, 2021. Game 1, 5th inning off Justin Steele
Game 2, 2nd inning off Zach Davies

CARDINAL PITCHER WON BOTH GAMES OF DOUBLEHEADER

Mark Littell vs. Philadelphia, July 1, 1979.

CARDINAL PITCHER SAVED BOTH GAMES OF DOUBLEHEADER

Seung Hwan Oh vs. San Diego, July 20, 2016



THE LAST TIME...CARDINALS SERIES SWEEPS

Opponent	Series Description	Dates
ARIZONA	3-Game Series at Arizona.....	5/7-9/2012
	3-Game Series at St. Louis.....	6/28-30/2021
	4-Game Series at Arizona.....	8/24-27/2015
ATLANTA	3-Game Series at Atlanta.....	5/5-7/2017
	4-Game Series at Atlanta.....	* ***/9/13-15/1963
	3-Game Series at St. Louis.....	9/9-11/2011
	4-Game Series at St. Louis.....	4/26-29/2010
BALTIMORE	3-Game Series at Baltimore	6/28-30/2011
CHICAGO (AL)	2-Game Series at Chicago.....	7/21-22/2015
	2-Game Series at St. Louis.....	5/1-2/2018
	3-Game Series at St. Louis.....	6/15-17/2001
CHICAGO (NL)	2-Game Series at Chicago.....	7/19-20/2004
	3-Game Series at Chicago.....	6/20-22/2016
	4-Game Series at Chicago.....	9/24-26/2021
	3-Game Series at St. Louis.....	5/31-6/2/2019
4-Game Series at St. Louis.....	9/14-17/2000	
CINCINNATI	3-Game Series at Cincinnati.....	9/19-21/2017
	4-Game Series at Cincinnati.....	4/12-15/2018
	2-Game Series at St. Louis.....	6/8-29/2005
	3-Game Series at St. Louis.....	4/23-25/2021
4-Game Series at St. Louis.....	6/3-6/2021	
COLORADO	3-Game Series at Colorado	9/24-26/2004
	3-Game Series at St. Louis.....	5/7-9/2021
	4-Game Series at St. Louis.....	8/22-25/2019
HOUSTON	2-Game Series at Houston	8/16-17/2016
	3-Game Series at Houston.....	4/20-22/2004
	4-Game Series at Houston	6/3-6/1968
	2-Game Series at St. Louis.....	5/18-19/2011
3-Game Series at St. Louis.....	9/18-20/2012	
4-Game Series at St. Louis.....	8/18-21/1983	
KANSAS CITY	2-Game Series at Kansas City	8/13-14/2019
	2-Game Series at St. Louis.....	8/9-10/2017
	3-Game Series at Kansas City	8/13-15/2021
	3-Game Series at St. Louis.....	6/14-16/2002
LOS ANGELES (AL)	3-Game Series at Los Angeles	5/10-12/2016
LOS ANGELES (NL)	2-Game Series at Los Angeles	7/15-16/2002
	3-Game Series at Los Angeles	8/20-22/2018
	4-Game Series at Los Angeles	7/1-4/1968
	3-Game Series at St. Louis.....	9/3-5/2004
4-Game Series at St. Louis.....	4/8-11/2019	
MIAMI	3-Game Series at Miami.....	4/5-7/2021
	4-Game Series at Miami.....	8/4-7/2011
	3-Game Series at St. Louis.....	6/14-16/2021

Opponent	Series Description	Dates
MILWAUKEE	2-Game Series at Milwaukee.....	9/23-24/2003
	3-Game Series at Milwaukee.....	9/15-17/2015
	4-Game Series at Milwaukee.....	9/20-21/2021
	2-Game Series at St. Louis.....	7/21-22/2004
3-Game Series at St. Louis.....	4/22-24/2019	
MINNESOTA	2-Game Series at St. Louis.....	6/15-16/2015
	3-Game Series at St. Louis.....	7/15-17/2001
NEW YORK (NL)	3-Game Series at New York	9/13-15/2021
	4-Game Series at New York	** ***/9/17-19/1982
	3-Game Series at St. Louis.....	4/21-23/2009
OAKLAND	3-Game Series at St. Louis.....	6/15-17/2004
PHILADELPHIA	3-Game Series at Philadelphia	4/3-6/2006
	4-Game Series at Philadelphia	6/30-7/2/1972
	2-Game Series at St. Louis.....	5/16-17/2011
	3-Game Series at St. Louis.....	6/9-11/2017
4-Game Series at St. Louis.....	8/4-7/1986	
PITTSBURGH	2-Game Series at Pittsburgh	4/1-3/2019
	3-Game Series at Pittsburgh	8/10-12/2021
	4-Game Series at Pittsburgh	7/22-25/2019
	2-Game Series at St. Louis.....	5/18-19/2021
3-Game Series at St. Louis.....	8/9-11/2019	
4-Game Series at St. Louis.....	5/7-10/2001	
SAN DIEGO	3-Game Series at San Diego	9/3-5/2001
	4-Game Series at San Diego	7/20-23/1989
	3-Game Series at St. Louis.....	9/17-19/2021
	4-Game Series at St. Louis.....	*7/18-21/2016
SEATTLE	3-Game Series at St. Louis.....	7/2-4/2004
SAN FRANCISCO	3-Game Series at San Francisco	6/17-19/1991
	4-Game Series at San Francisco	9/9-12/1993
	2-Game Series at St. Louis.....	9/15-16/2006
	3-Game Series at St. Louis.....	9/21-23/2018
4-Game Series at St. Louis.....	*6/8-10/1962	
TAMPA BAY	3-Game Series at Tampa Bay	6/17-19/2005
TORONTO	3-Game Series at St. Louis.....	6/3-5/2003
WASHINGTON	3-Game Series at Washington	4/22-24/2013
	2-Game Series at St. Louis.....	5/17-18/2010
	3-Game Series at St. Louis.....	6/13-15/2014
	4-Game Series at St. Louis.....	5/12-15/1983

*** 5-Game Series ** Includes two double-headers

* Includes double-header **** At Milwaukee



THE LAST TIME...OPPONENT SERIES SWEEPS

Opponent	Series Description	Dates
ATLANTA	3-Game Series at Atlanta.....	*10/2-4/2015
	4-Game Series at Atlanta.....	5/16-19/1997
	3-Game Series at St. Louis.....	8/3-5/2021
	4-Game Series at St. Louis.....	pre-1962
BOSTON	2-Game Series at Boston.....	8/15-16/2017
	2-Game Series at St. Louis.....	5/15-17/2017
CHICAGO (AL)	2-Game Series at St. Louis.....	6/30-7/1/2015
CHICAGO (NL)	2-Game Series at Chicago.....	6/21-23/2002
	3-Game Series at Chicago.....	6/11-13/2021
	4-Game Series at Chicago.....	7/27-30/2006
	2-Game Series at St. Louis.....	4/27-28/2007
	3-Game Series at St. Louis.....	9/13-15/2010
CINCINNATI	2-Game Series at Cincinnati.....	5/1-2/2006
	3-Game Series at Cincinnati.....	7/13-15/2011
	4-Game Series at Cincinnati.....	6/5-8/2017
	2-Game Series at St. Louis.....	6/26-27/2001
CINCINNATI	3-Game Series at St. Louis.....	6/5-7/2006
	4-Game Series at St. Louis.....	5/4-7/1990
	3-Game Series at Colorado.....	7/6-8/2010
COLORADO	4-Game Series at Colorado.....	7/14-17/1994
	4-Game Series at St. Louis.....	6/5-8/2009
	2-Game Series at Detroit.....	6/22-23/2021
DETROIT	3-Game Series at Detroit.....	5/18-20/2007
	2-Game Series at Houston.....	5/3-4/2006
HOUSTON	3-Game Series at Houston.....	8/30-9/1/2010
	4-Game Series at Houston.....	9/21-24/2006
	2-Game Series at St. Louis.....	6/14-15/2016
	3-Game Series at St. Louis.....	5/11-13/2010
	3-Game Series at Kansas City.....	6/12-14/2001
KANSAS CITY	2-Game Series at St. Louis.....	6/29-30/2016
	3-Game Series at St. Louis.....	6/17-19/2008
	3-Game Series at Los Angeles.....	8/5-7/2019
LOS ANGELES (NL)	4-Game Series at Los Angeles.....	4/29-5/2/1976
	2-Game Series at St. Louis.....	7/9-10/2003
	3-Game Series at St. Louis.....	8/22-24/2011

* Includes double-header # New York Giants

Opponent	Series Description	Dates
MIAMI	3-Game Series at Miami.....	7/28-30/1995
	3-Game Series at St. Louis.....	8/27-29/1996
MILWAUKEE	3-Game Series at Milwaukee.....	6/10-12/2011
	4-Game Series at Milwaukee.....	4/18-21/2002
	2-Game Series at St. Louis.....	8/17-18/2010
	3-Game Series at St. Louis.....	9/24-26/2018
MINNESOTA	4-Game Series at St. Louis.....	7/21-24/2008
	2-Game Series at Minnesota.....	7/28-29/2020
NEW YORK (AL)	3-Game Series at New York.....	4/14-16/2017
NEW YORK (NL)	3-Game Series at New York.....	8/22-24/2006
	3-Game Series at St. Louis.....	4/1-4/2007
	4-Game Series at St. Louis.....	4/24-27/1986
OAKLAND	2-Game Series at Oakland.....	8/3-4/2019
	2-Game Series at St. Louis.....	6/25-26/2019
PHILADELPHIA	3-Game Series at Philadelphia.....	8/15-17/2003
	4-Game Series at Philadelphia.....	pre-1962
	2-Game Series at St. Louis.....	5/4-5/2009
	3-Game Series at St. Louis.....	8/1-3/2006
PITTSBURGH	4-Game Series at St. Louis.....	pre-1962
	3-Game Series at Pittsburgh.....	4/27-29/2018
	4-Game Series at Pittsburgh.....	7/30-8/2/1992
	2-Game Series at St. Louis.....	*8/27/2020
PITTSBURGH	3-Game Series at St. Louis.....	5/27-29/1991
	4-Game Series at St. Louis.....	7/3-6/1997
	3-Game Series at San Diego.....	5/14-16/2021
SAN DIEGO	3-Game Series at St. Louis.....	5/23-25/1980
	2-Game Series at San Francisco.....	4/18-19/2007
SAN FRANCISCO	3-Game Series at San Francisco.....	6/29-7/1/2001
	4-Game Series at San Francisco.....	7/24-26/1987
	3-Game Series at St. Louis.....	6/5-7/1998
	4-Game Series at St. Louis.....	#5/6-9/1912
TAMPA BAY	2-Game Series at St. Louis.....	7/22-23/2014
TEXAS	3-Game Series at St. Louis.....	6/17-19/2016
TORONTO	3-Game Series at St. Louis.....	6/24-26/2011
WASHINGTON	3-Game Series at Washington.....	6/14-16/2011
	4-Game Series at Montreal.....	4/25-28/1985
	3-Game Series at St. Louis.....	4/29-5/1/2016

HISTORY



BUSCH STADIUM III HIGHS AND LOWS

Most Runs - Cards & Opp.	24 , twice. Last: 9/17/07 (PHI 13, STL 11)
Most Runs - Cards	18 , 8/22/08 vs. ATL
Most Runs - Opp.	20 , 6/13/08 vs. PHI
Fewest Runs - Cards & Opp.	1 , 19 times. Last: 6/16/21 vs. MIA
Most Hits - Cards & Opp.	36 , 8/22/08 (STL 26, ATL 10)
Most Hits - Cards & Opp (Extra Inn.)
.....	35 , 6/2/06 (STL 19, CHI 16), 14 inn.
Most Hits - Cards	26 , 8/22/08 vs. ATL (8 inn.)
Most Hits - Opp.	23 , 9/20/07 vs. HOU
Fewest Hits - Cards & Opp.	5 , twice. Last: 8/5/16 (STL 2, ATL 3)
Fewest Hits - Cards	1 , 3 times. Last: 9/12/16 vs. CHI
Fewest Hits - Opp.	1 , 7 times. Last: 8/19/19 vs. MIL
Most Extra Base Hits - Cards & Opp.	14 , twice. Last: 6/6/18 (MIA 10, STL 4)
Most Extra Base Hits - Cards
.....	10 , twice. Last: 4/11/16 vs. MIL (8 2B, 2 3B)
Most Extra Base Hits - Opp.
.....	10 , 3x, 6/6/18 vs. MIA (6 2B, 1 3B, 3 HR)
Most Home Runs - Cards & Opp.
.....	7 , 3 times. Last: 9/27/16 (STL 5, CIN 2)
Most Home Runs - Cards	6 , 4/15/16 vs. CIN
Most Home Runs - Opp.	5 , 5 times. Last: 4/26/19 vs. CIN
Most Singles - Cards & Opp.	28 , 8/22/08 (STL 21, ATL 7)
Most Singles - Cards	21 , 8/22/08 vs. ATL (8 inn.)
Most Singles - Opp.	17 , 3 times. Last: 9/26/16 vs. CIN
Most Doubles - Cards & Opp.	11 , 8/30/06 (STL 8, FLA 3)
Most Doubles - Cards	9 , 7/21/12 vs. CHI
Most Doubles - Opp.	9 , 4/16/16 vs. CIN

Most Triples - Cards & Opp.
.....	3 , four times. Last: 9/26/17 vs. CHI (STL 2, CHI 1)
Most Triples - Cards	3 , 9/26/08 vs. CIN
Most Triples - Opp.	2 , nine times. Last: 6/1/18 vs. PIT
Most Strikeouts - Cards & Opp.	28 , 9/28/17 (STL 17, CHI 11)
Most Strikeouts - Cards & Opp (Extra)
.....	35 , 4/17/10 (STL 19, NYM 16), 20 inn.
Most Strikeouts - Cards	17 , three times. Last: 9/28/17 vs. CHI
Most Strikeouts - Cards (Extra Inn.)	19 , 4/17/10 vs. NYM, 20 inn.
Most Strikeouts - Opp.	17 , 9/14/19 vs. MIL
Most Strikeouts - Opp. (Extra Inn.)	19 , 8/19/12 vs. PIT, 19 inn.
Most Walks - Cards & Opp.	16 , 4/6/19 (SD 10, STL 6)
Most Walks - Cards & Opp. (Extra Inn.)
.....	19 , 4/17/10 (STL 11, NYM 8)
Most Walks - Cards	12 , 4/8/17 vs. CIN
Most Walks - Cards (Extra Inn.)	11 , 4/17/10 vs. NYM, 20 inn.
Most Walks - Opp.	11 , 3x. Last: 5/6/21 vs. NYM
Most Walks - Opp. (Extra Inn.)	13 , 7/19/15 vs. NYM, 18 inn.
Most Errors - Cards & Opp.	5 , six times. Last: 5/4/11 (STL 4, FLA 1)
Most Errors - Cards	4 , seven times. Last: 9/22/18 vs. SF
Most Errors - Opp.	4 , 5/1/12 vs. PIT
Shortest Nine-Inning Game, Time	1:54 , 9/1/06 vs. PIT
Longest Nine-Inning Game, Time	4:05 , 9/4/19 vs. SF
Longest Extra-Inning Game	6:53 , 4/17/10 vs. NYM, 20 inn.

CARDINALS LEADERS AT BUSCH STADIUM III

BATTING:

GAMES	
1. Yadier Molina.....	998
2. Matt Carpenter.....	666
3. Matt Holliday.....	502
4. Albert Pujols.....	456
5. Kolten Wong.....	432

HITS	
1. Yadier Molina.....	982
2. Matt Carpenter.....	581
3. Albert Pujols.....	539
4. Matt Holliday.....	523
5. Kolten Wong.....	344

TRIPLES	
1. Matt Carpenter.....	15
2. Kolten Wong.....	13
3. Daniel Descalso.....	7
Tommy Edman.....	7
Jon Jay.....	7

RUNS	
1. Matt Carpenter.....	378
2. Yadier Molina.....	348
2. Albert Pujols.....	312
3. Matt Holliday.....	296
5. Jon Jay.....	176

DOUBLES	
1. Yadier Molina.....	184
2. Matt Carpenter.....	161
3. Matt Holliday.....	125
4. Albert Pujols.....	123
5. Allen Craig.....	63

RUNS BATTED IN	
1. Yadier Molina.....	444
2. Albert Pujols.....	356
3. Matt Holliday.....	323
4. Matt Carpenter.....	282
5. Allen Craig.....	148

PITCHING:

GAMES	
1. Adam Wainwright.....	217
2. Trevor Rosenthal.....	184
3. Jason Motte.....	160
4. Ryan Franklin.....	146
5. Carlos Martínez.....	138

INNINGS PITCHED	
1. Adam Wainwright.....	1,274.2
2. Jaime Garcia.....	490.0
3. Lance Lynn.....	484.0
4. Carlos Martínez.....	482.2
5. Chris Carpenter.....	476.1

STRIKEOUTS	
1. Adam Wainwright.....	1,085
2. Carlos Martínez.....	455
3. Lance Lynn.....	444
4. Jaime Garcia.....	408
5. Michael Wacha.....	403

GAMES STARTED	
1. Adam Wainwright.....	186
2. Jaime Garcia.....	77
Lance Lynn.....	77
4. Michael Wacha.....	76
5. Kyle Lohse/Carlos Martínez	70

WINS	
1. Adam Wainwright.....	99
2. Lance Lynn.....	40
3. Jaime Garcia.....	34
4. Chris Carpenter.....	32
5. Michael Wacha.....	31

SAVES	
1. Trevor Rosenthal.....	65
2. Ryan Franklin.....	46
3. Jason Isringhausen.....	43
4. Jason Motte.....	32
5. Edward Mujica.....	22



BUSCH STADIUM III HOME RUN HISTORY

BY TYPE	
Total	2,222
Solo	1,264
2-Run.....	644
3-Run.....	257
Grand Slams	57
<i>Last: Trayce Thompson, CHI, 10/2/21</i>	
Leadoff	39
<i>Last: Tommy Edman, STL, 10/3/21</i>	
Pinch Hit.....	74
<i>Last: José Rondón, STL, 9/30/21</i>	
Extra Inning.....	45
<i>Last: Javier Báez, CHI, 5/23/21 (10th)</i>	
Inside-the-Park.....	2
<i>Last: Adam Frazier (PIT), 9/9/17</i>	
Walk-Off/Game-Ending	36
<i>Last: Paul Goldschmidt (STL), 6/15/21 (9th)</i>	

HOME RUN LEADERS	
1. Albert Pujols	112
2. Matt Holliday.....	88
3. Matt Carpenter	68
4. Yadier Molina	64
5. Paul Goldschmidt	39

MOST HOMERS - VISITORS	
1. Joey Votto.....	16
Ryan Braun	15
3. Jay Bruce.....	13
Ryan Howard.....	13
5. Anthony Rizzo	12
Aramis Ramirez.....	12

By Righthanded Batters	1,364
By Lefthanded Batters	858

Home run research by John Labombarda of Elias Sports Bureau and David Vincent of SABR.



Paul Goldschmidt (left) hit the 36th walk-off home run in Busch Stadium history on June 15, 2021 vs. Miami. He had also hit the 35th walk-off home run against Miami nearly two years earlier. Tommy Edman (right) led off the final home game of the 2021 season against Chicago with the 39th lead-off home run in Busch Stadium history on October 3, 2021.

BUSCH STADIUM II HOME RUN HISTORY

BY TYPE	
Solo	2,442
2-Run.....	1,277
3-Run.....	491
Grand Slams	106
<i>Last: David Eckstein, STL, 8/7/05</i>	
Leadoff	72
<i>Last: Mark Grudzielanek vs. MIL, 4/27/05</i>	
Pinch Hit.....	136
<i>Last: Chris Duncan vs. CIN, 10/2/05</i>	
Extra Inning.....	99
<i>Last: Neifi Perez, CHI, 7/24/05 (10th)</i>	
Inside-the-Park.....	36
<i>Last: Brant Brown, PIT, 5/9/99</i>	

HOME RUN LEADERS	
1. Ray Lankford	123
2. Mark McGwire	119
3. Jim Edmonds.....	111
4. Albert Pujols	94
5. Ted Simmons	81

MOST HOMERS - CARDINALS	
1. Ray Lankford	122
2. Mark McGwire	119
3. Jim Edmonds.....	111
4. Albert Pujols	94
5. Ted Simmons	81

MOST HOMERS - VISITORS	
1. Mike Schmidt.....	27
2. Sammy Sosa	19
Willie Stargell.....	19
4. Andre Dawson.....	17
Brian Giles	17

By Righthanded Batters	2,427
By Lefthanded Batters	1,889

HISTORY




LONGEST CARDINAL HOME RUNS AT BUSCH STADIUM III

Distance	Player	Date/Opp.	Inning	Location
478 ft.	Randal Grichuk	6/25/17 vs. Pittsburgh	6	Left Field Upper Deck
477 ft.	Brandon Moss	6/30/16 vs. Kansas City	4	2 Rows Under RF Scoreboard
470 ft.	Paul Goldschmidt	6/26/21 vs. Pittsburgh	5	Centerfield Concrete Walkway
469 ft.	Matt Holliday	7/20/12 vs. Chicago Cubs	3	Left Centerfield Beyond Bleachers
467 ft.	Matt Holliday	9/12/14 vs. Colorado	1	Big Mac Land

LONGEST OPPONENT HOME RUNS AT BUSCH STADIUM III

Distance	Player, Club	Date	Inning	Location
489 ft.	Keon Broxton, Milwaukee	6/15/17	2	Left Centerfield Bleachers
466 ft.	J.D. Martinez, Arizona	7/29/17	4	Left Centerfield Bleachers
463 ft.	Yoenis Cespedes, New York Mets	4/24/18	5	Left Field Bleachers Over Bullpen
456 ft.	Jay Bruce, Cincinnati	9/22/15	1	Right Field Bleachers Over Bullpen
456 ft.	Paul Goldschmidt, Arizona	8/16/12	9	Left Centerfield Bleachers



On June 25, 2017 against the Pittsburgh Pirates off Chad Kuhl, Randal Grichuk hit a home run estimated at 478 feet in the 6th inning. This marked the longest home run hit by a Cardinals player at Busch Stadium III.

LONGEST CARDINAL HOME RUNS AT BUSCH STADIUM II

Distance	Player	Date/Opp.	Inning	Location
545 ft.	Mark McGwire	5/16/98 vs. Florida	4	CF Post-Dispatch signage
527 ft.	Mark McGwire	5/12/98 vs. Milwaukee	5	LCF upper deck
517 ft.	Mark McGwire	9/16/97 vs. Los Angeles	1	Facade above LF scoreboard
514 ft.	J.D. Drew	5/16/03 vs. Chicago	5	Top of RF Diamondvision
511 ft.	Mark McGwire	7/17/98 vs. Los Angeles	1	LF upper deck

LONGEST OPPONENT HOME RUNS AT BUSCH STADIUM II

Distance	Player, Club	Date	Inning	Location
492 ft.	Wily Mo Pena, Cincinnati	6/29/05	2	CF Batter's Eye
472 ft.	Ryan Klesko, San Diego	8/29/01	2	RF tunnel, past Power Alley
470 ft.	Richard Hidalgo, New York	8/6/04	9	LF scoreboard
468 ft.	Pete Incaviglia, Philadelphia	5/25/94	6	
468 ft.	Henry Rodriguez, Montreal	4/8/96	5	RF scoreboard



Mark McGwire hit four of the five longest home runs at Busch Stadium II including the longest home run, estimated at 545 feet, off Livan Hernandez of the Florida Marlins on May 16, 1998. The home run was McGwire's 16th of a record setting 70 during the 1998 "Great Home Run Race."



N.L. MOST VALUABLE PLAYER AWARD (20)

*1925.....Rogers Hornsby-2b	1967.....Orlando Cepeda-1b
*1926.....Bob O'Farrell-c	1968.....Bob Gibson-p
*1928.....Jim Bottomley-1b	1971.....Joe Torre-3b
1931.....Frankie Frisch-2b	1979.....**Keith Hernandez-1b
1934.....Dizzy Dean-p	1985.....Willie McGee-of
1937.....Joe Medwick-of	2005.....Albert Pujols-1b
1942.....Mort Cooper-p	2008.....Albert Pujols-1b
1943.....Stan Musial-of	2009.....Albert Pujols-1b
1944.....Marty Marion-ss	
1946.....Stan Musial-1b	
1948.....Stan Musial-of	
1964.....Ken Boyer-3b	

*Prior to 1931, the League gave an award that reflected what the MVP is today

**Co-recipient with Pittsburgh's Willie Stargell

CARDINALS WHO FINISHED IN TOP 10 IN N.L. MVP VOTING

Year	Player (Rank)	Year	Player (Rank)
1931	Frankie Frisch (1) , Chick Hafey (5), Jimmie Wilson (6), Sparky Adams (9)	1970	Bob Gibson (4)
1933	Pepper Martin (5), Dizzy Dean (7)	1971	Joe Torre (1)
1934	Dizzy Dean (1) , Rip Collins (6), Paul Dean (T9)	1972	Ted Simmons (T10)
1935	Dizzy Dean (2), Joe Medwick (5), Pepper Martin (10)	1973	Lou Brock (6)
1936	Dizzy Dean (2), Joe Medwick (4), Leo Durocher (10)	1974	Lou Brock (2)
1937	Joe Medwick (1) , Johnny Mize (10)	1975	Ted Simmons (6), Al Hrabosky (8)
1939	Johnny Mize (2), Curt Davis (5), Jimmy Brown (6), Joe Medwick (7)	1977	Ted Simmons (9)
1940	Johnny Mize (2)	1979	Keith Hernandez (T1)
1941	Jimmy Brown (4), Ernie White (6), Johnny Hopp (8), Johnny Mize (9)	1980	George Hendrick (8)
1942	Mort Cooper (1) , Enos Slaughter (2), Marty Marion (7)	1981	Bruce Sutter (8)
1943	Stan Musial (1) , Walker Cooper (2), Mort Cooper (5)	1982	Lonnie Smith (2) Bruce Sutter (5)
1944	Marty Marion (1) , Stan Musial (4), Walker Cooper (8), Mort Cooper (9)	1984	Bruce Sutter (6)
1945	Whitey Kurowski (5), Marty Marion (8)	1985	Willie McGee (1) , Tommy Herr (5), John Tudor (T8), Jack Clark (10)
1946	Stan Musial (1) , Enos Slaughter (3), Howie Pollet (4)	1987	Ozzie Smith (2), Jack Clark (3)
1947	Whitey Kurowski (T9)	1989	Pedro Guerrero (3)
1948	Stan Musial (1) , Enos Slaughter (T7)	1991	Lee Smith (8)
1949	Stan Musial (2), Enos Slaughter (3), Red Schoendienst (10)	1996	Brian Jordan (8)
1950	Stan Musial (2)	1998	Mark McGwire (2)
1951	Stan Musial (2)	1999	Mark McGwire (5)
1952	Stan Musial (5), Enos Slaughter(6), Red Schoendienst (T10)	2000	Jim Edmonds (4)
1953	Red Schoendienst (4), Stan Musial (8)	2001	Albert Pujols (4)
1954	Stan Musial (6)	2002	Albert Pujols (2)
1955	Stan Musial (8)	2003	Albert Pujols (2)
1956	Stan Musial (9)	2004	Albert Pujols (3), Scott Rolen (4), Jim Edmonds (5)
1957	Stan Musial (2)	2005	Albert Pujols (1) , Chris Carpenter (8)
1959	Ken Boyer (10)	2006	Albert Pujols (2)
1960	Lindy McDaniel (5), Ken Boyer (T6), Ernie Broglio (9)	2007	Albert Pujols (9)
1961	Ken Boyer (7)	2008	Albert Pujols (1)
1962	Stan Musial (10)	2009	Albert Pujols (1)
1963	Dick Groat (2), Bill White (7)	2010	Albert Pujols (2)
1964	Ken Boyer (1) , Bill White (3), Lou Brock (10)	2011	Albert Pujols (5), Lance Berkman (7)
1967	Orlando Cepeda (1) , Tim McCarver (2), Lou Brock (7), Julian Javier (9)	2012	Yadier Molina (4)
1968	Bob Gibson (1) , Curt Flood (4), Lou Brock (6), Mike Shannon (7)	2013	Yadier Molina (3), Matt Carpenter (4)
		2014	Adam Wainwright (8)
		2018	Matt Carpenter (9)
		2021	Paul Goldschmidt (6)
			Most N.L. top-10 finishes: 14, by Stan Musial.
			Most seasons receiving MVP votes: 18, by Stan Musial.
			Most Cardinals receiving MVP votes in one year: 12 in 1941.

HISTORY



CY YOUNG AWARD (3)

1968.....Bob Gibson	2005.....Chris Carpenter
1970.....Bob Gibson	

N.L. ROOKIE OF THE YEAR AWARD (BBWAA) (6)

1954.....Wally Moon-of	1985.....Vince Coleman-of
1955.....Bill Virdon-of	1986.....Todd Worrell-p
1974.....Bake McBride-of	2001.....Albert Pujols-3b/of

LOUISVILLE SLUGGER SILVER SLUGGER TEAM (29)

Team selected at the conclusion of the season in a poll of N.L. managers and coaches

1980.....Bob Forsch-p, George Hendrick-of, Keith Hernandez-1b, Ted Simmons-c, Garry Templeton-ss	2003.....Albert Pujols-of, Edgar Renteria-ss
1983.....George Hendrick-1b	2004.....Jim Edmonds-of, Albert Pujols-1b
1985.....Jack Clark-1b, Willie McGee-of	2005.....Jason Marquis-p
1987.....Jack Clark-1b, Bob Forsch-p, Ozzie Smith-ss	2008.....Ryan Ludwick-of, Albert Pujols-1b
1998.....Mark McGwire-1b	2009.....Albert Pujols-1b
2000.....Edgar Renteria-ss	2010.....Matt Holliday-lf, Albert Pujols-1b
2001.....Albert Pujols-3b	2013.....Yadier Molina-c, Matt Carpenter-2b
2002.....Edgar Renteria-ss, Scott Rolen-3b	2017.....Adam Wainwright-p

RAWLINGS GOLD GLOVE AWARD WINNERS (96)

Selected at the conclusion of the season in a poll of N.L. managers and coaches (1958-2019)

1958.....Ken Boyer-3b	1990.....Ozzie Smith-ss
1959.....Ken Boyer-3b	1991.....Tom Pagnozzi-c, Ozzie Smith-ss
1960.....Bill White-1b, Ken Boyer-3b	1992.....Tom Pagnozzi-c, Ozzie Smith-ss
1961.....Bill White-1b, Ken Boyer-3b	1994.....Tom Pagnozzi-c
1962.....Bobby Shantz-p, Bill White-1b	2000.....Jim Edmonds-of, Mike Matheny-c
1963.....Bobby Shantz-p, Bill White-1b, Ken Boyer-3b, Curt Flood-of	2001.....Jim Edmonds-of, Fernando Vina-2b
1964.....Bill White-1b, Curt Flood-of	2002.....Jim Edmonds-of, Edgar Renteria-ss, Scott Rolen-3b, Fernando Vina-2b
1965.....Bob Gibson-p, Bill White-1b, Curt Flood-of	2003.....Jim Edmonds-of, Mike Matheny-c, Edgar Renteria-ss, Scott Rolen-3b
1966.....Bob Gibson-p, Curt Flood-of	2004.....Jim Edmonds-of, Mike Matheny, c, Scott Rolen-3b
1967.....Bob Gibson-p, Curt Flood-of	2005.....Jim Edmonds-of
1968.....Bob Gibson-p, Dal Maxvill-ss, Curt Flood-of	2006.....Albert Pujols-1b, Scott Rolen-3b
1969.....Bob Gibson-p, Curt Flood-of	2008.....Yadier Molina-c
1970.....Bob Gibson-p	2009.....Yadier Molina-c, Adam Wainwright-p
1971.....Bob Gibson-p	2010.....Yadier Molina-c, Albert Pujols-1b
1972.....Bob Gibson-p	2011.....*Yadier Molina-c
1973.....Bob Gibson-p	2012.....*Yadier Molina-c
1975.....Ken Reitz-3b	2013.....Yadier Molina-c, Adam Wainwright-p
1978.....Keith Hernandez-1b	2014.....*Yadier Molina-c
1979.....Keith Hernandez-1b	2015.....Jason Heyward-of, *Yadier Molina-c
1980.....Keith Hernandez-1b	2018.....Yadier Molina-c
1981.....Keith Hernandez-1b	2019.....Kolten Wong-2b
1982.....Keith Hernandez-1b, Ozzie Smith-ss	2020.....Kolten Wong-2b, Tyler O'Neill-lf
1983.....Keith Hernandez-1b, Willie McGee-of, Ozzie Smith-ss	2021**.....Paul Goldschmidt-1b, Tommy Edman-2b, Nolan Arenado-3b, Tyler O'Neill-lf, Harrison Bader-c
1984.....Joaquin Andujar-p, Ozzie Smith-ss	
1985.....Willie McGee-of, Ozzie Smith-ss	
1986.....Willie McGee-of, Ozzie Smith-ss	
1987.....Terry Pendleton-3b, Ozzie Smith-ss	
1988.....Ozzie Smith-ss	
1989.....Terry Pendleton-3b, Ozzie Smith-ss	

* Platinum Glove Award est. 2011, given to the best defensive player of the year from each league.

** Team and Major League Record (5 Gold Gloves)

ROLAIDS RELIEF MAN AWARD (7)

1981.....Bruce Sutter	1991.....Lee Smith
1982.....Bruce Sutter	1992.....Lee Smith
1984.....Bruce Sutter	1995.....Tom Henke
1986.....Todd Worrell	

BBWAA N.L. MANAGER OF THE YEAR AWARD (3)

1985.....Whitey Herzog	2019.....Mike Shildt
2002.....Tony La Russa	

HISTORY



SPORTS ILLUSTRATED'S SPORTSMAN OF THE YEAR (2)

1957.....	Stan Musial	1998.....	*Mark McGwire
			*co-winner with Chicago Cubs' Sammy Sosa

THE SPORTING NEWS MAJOR LEAGUE EXECUTIVE OF THE YEAR (7)

1936.....	Branch Rickey	1964.....	Bing Devine
1942.....	Branch Rickey	2000.....	Walt Jocketty
1957.....	Frank Lane	2004.....	Walt Jocketty
1963.....	Bing Devine		

THE SPORTING NEWS MAJOR LEAGUE PLAYER OF THE YEAR (9)

1944.....	Marty Marion	1974.....	Lou Brock
1946.....	Stan Musial	2003.....	Albert Pujols
1951.....	Stan Musial	2008.....	Albert Pujols
1964.....	Ken Boyer	2009.....	Albert Pujols
1971.....	Joe Torre		

THE SPORTING NEWS MAN/SPORTSMAN OF THE YEAR (4)

1974.....	Lou Brock	1997.....	Mark McGwire
1982.....	Whitey Herzog	1998.....	*Mark McGwire
			*co-winner with Chicago Cubs' Sammy Sosa

THE SPORTING NEWS N.L. ALL-STAR TEAM

Team selected at the conclusion of the season in a poll of N.L. players

1925.....	Jim Bottomley-1b, Rogers Hornsby-2b	1969.....	Steve Carlton-p
1926.....	Rogers Hornsby-2b, Bob O'Farrell-c, Grover Alexander-p	1970.....	Bob Gibson-p
1930.....	Frank Frisch-2b	1971.....	Steve Carlton-p, Joe Torre-3b
1931.....	Frank Frisch-2b	1974.....	Lou Brock-of
1934.....	Dizzy Dean-p	1977.....	Garry Templeton-ss, Ted Simmons-c
1935.....	Joe Medwick-of, Pepper Martin-3b, Dizzy Dean-p	1978.....	Ted Simmons-c
1936.....	Joe Medwick-of, Dizzy Dean-p	1979.....	Keith Hernandez-1b, Ted Simmons-c, Garry Templeton-ss
1937.....	Joe Medwick-of	1980.....	George Hendrick-of, Keith Hernandez-1b, Garry Templeton-ss
1938.....	Joe Medwick-of	1982.....	Ozzie Smith-ss, Lonnie Smith-of
1939.....	Joe Medwick-of	1983.....	George Hendrick-1b
1942.....	Enos Slaughter-of, Mort Cooper-p	1984.....	Ozzie Smith-ss
1943.....	Stan Musial-of, Walker Cooper-c, Mort Cooper-p	1985.....	Tom Herr-2b, Willie McGee-of, Ozzie Smith-ss, John Tudor-p
1944.....	Stan Musial-of, Ray Sanders-1b, Marty Marion-ss, Walker Cooper-c, Mort Cooper-p	1986.....	Ozzie Smith-ss
1945.....	Marty Marion-ss, Whitey Kurowski-3b	1987.....	Jack Clark-1b, Ozzie Smith-ss
1946.....	Enos Slaughter-of, Stan Musial-1b	1991.....	Lee Smith-p
1948.....	Stan Musial-of, Harry Brecheen-p	1998.....	Mark McGwire-1b
1949.....	Stan Musial-of	2000.....	Edgar Renteria-ss
1950.....	Stan Musial-of	2002.....	Edgar Renteria-ss, Scott Rolen-3b
1951.....	Stan Musial-of	2003...	Albert Pujols-of, Edgar Renteria-ss, Scott Rolen-3b
1952.....	Stan Musial-of	2004.....	Jim Edmonds-of, Albert Pujols-1b, Edgar Renteria-ss, Scott Rolen-3b
1953.....	Stan Musial-of, Red Schoendienst-2b	2005.....	Chris Carpenter-p, Albert Pujols-1b
1954.....	Stan Musial-of	2006.....	Chris Carpenter-p
1956.....	Ken Boyer-3b	2008.....	Ryan Ludwick-of, Albert Pujols-1b
1957.....	Stan Musial-1b	2009.....	Ryan Franklin-rhp, Yadier Molina-c, Albert Pujols-1b
1958.....	Stan Musial-1b	2010.....	Matt Holliday-of
1960.....	Ernie Broglio-p	2012.....	Matt Holliday-of
1961.....	Ken Boyer-3b	2013.....	Yadier Molina-c, Matt Carpenter-2b
1962.....	Ken Boyer-3b	2014.....	Jhonny Peralta-ss
1963.....	Bill White-1b, Ken Boyer-3b, Dick Groat-ss		
1964.....	Bill White-1b, Ken Boyer-3b, Dick Groat-ss		
1967.....	Orlando Cepeda-1b, Tim McCarver-c		
1968.....	Curt Flood-of, Bob Gibson-p		

HISTORY



DARRYL KILE AWARD

At its annual dinner in January of 2003, the St. Louis Chapter of the Baseball Writers Association of America announced the creation of the Darryl Kile Award. It is given annually to the Cardinal player, by vote of his teammates, who demonstrates the qualities that Darryl brought to the clubhouse every day: those of a good teammate, a great friend, a fine father and a humble man.

A veteran of 331 big league starts, Darryl was never on the disabled list at the Major League level and prided himself on never missing a start. The award was not given in 2002 in honor of Darryl.



**MIKE
MATHENY**
2003



**WOODY
WILLIAMS**
2004



**CAL
ELDRD**
2005



**CHRIS
CARPENTER**
2006



**RUSS
SPRINGER**
2007



**ADAM
WAINWRIGHT**
2008



**SKIP
SCHUMAKER**
2009



**MATT
HOLLIDAY**
2010



**LANCE
BERKMAN**
2011



**JAKE
WESTBROOK**
2012



**JASON
MOTTE**
2013



**MARK
ELLIS**
2014



**YADIER
MOLINA**
2015



**JONATHAN
BROXTON**
2016



**ZACH
DUKE**
2017



**MILES
MIKOLAS**
2018



**PAUL
GOLDSCHMIDT**
2019



ROBERTO CLEMENTE AWARD



1974
LOU BROCK



2013
CARLOS BELTRAN

1995
OZZIE SMITH



2008
ALBERT PUJOLS



2018 **YADIER MOLINA**

2020
ADAM WAINWRIGHT





TALE OF 10,000 TRIUMPHS

On June 25, 2018, the St. Louis Cardinals won their 10,000th regular-season game as a member of the National League with a 4-0 victory over the Cleveland Indians at Busch Stadium.

The Cardinals became the sixth N.L. franchise to reach that plateau, following the Braves, Cubs, Dodgers, Giants, and Pirates. The Yankees also boast 10,000 wins.

After playing in the American Association from 1881-91, St. Louis became a charter member of the newly reorganized N.L. in 1892. The club was known as the Browns (1892-98) and Perfectos (1899) before becoming the Cardinals in 1900.



Win No. 1

April 15, 1892
St. Louis Browns 9, Pittsburgh Pirates 3
Sportsman's Park
Manager: Jack Glasscock
Winning Pitcher: N/A

Win No. 1,000

June 2, 1910
St. Louis Cardinals 4, Philadelphia Phillies 3
Baker Bowl
Manager: Roger Bresnahan
Winning Pitcher: Johnny Lush

Win No. 2,000

August 4, 1924
St. Louis Cardinals 4, Boston Braves 1
Braves Field
Manager: Branch Rickey
Winning Pitcher: Leo Dickerman

Win No. 3,000

May 2, 1936
St. Louis Cardinals 4, Brooklyn Dodgers 0
Sportsman's Park
Manager: Frankie Frisch
Winning Pitcher: Bill Walker

Win No. 4,000

September 8, 1946 – Game 1
St. Louis Cardinals 5, Pittsburgh Pirates 4 (11 inn)
Sportsman's Park
Manager: Eddie Dyer
Winning Pitcher: Red Munger

Win No. 5,000

May 15, 1959
St. Louis Cardinals 8, Philadelphia Phillies 2
Busch Stadium I
Manager: Solly Hemus
Winning Pitcher: Vinegar Bend Mizell

Win No. 6,000

August 17, 1970
St. Louis Cardinals 11, Los Angeles Dodgers 8
Busch Stadium II
Manager: Red Schoendienst
Winning Pitcher: Bob Gibson

Win No. 7,000

June 17, 1983
St. Louis Cardinals 7, Chicago Cubs 2
Busch Stadium II
Manager: Whitey Herzog
Winning Pitcher: Bob Forsch

Win No. 8,000

September 12, 1995
St. Louis Cardinals 10, San Francisco Giants 4
Busch Stadium II
Manager: Mike Jorgensen
Winning Pitcher: Rich DeLucia

Win No. 9,000

May 14, 2007
St. Louis Cardinals 8, Los Angeles 4
Dodger Stadium
Manager: Tony La Russa
Winning Pitcher: Brad Thompson

Win No. 10,000

June 25, 2018
St. Louis Cardinals 4, Cleveland Indians 0
Busch Stadium III
Manager: Mike Matheny
Winning Pitcher: John Gant



CARDINALS SELECTED FOR ALL-STAR GAME

1933	Frank Frisch-2b, Bill Hallahan-p, Pepper Martin-3b, Jim Wilson-c	1958	Don Blasingame-2b, Larry Jackson-p, Stan Musial-1b
1934	Dizzy Dean-p, Frank Frisch-2b, Pepper Martin-3b, Joe Medwick-of	1959	(1st Game) Ken Boyer-3b, Joe Cunningham-of, Wilmer Mizell-p, Stan Musial-1b, Hal Smith-c, Bill White-of (2nd Game) Ken Boyer-3b, Joe Cunningham-of, Wilmer Mizell-p, Stan Musial-1b, Hal Smith-c
1935	Frank Frisch-manager and 2b, Rip Collins-1b, Dizzy Dean-p, Pepper Martin-3b, Joe Medwick-of, Bill Walker-p, Burgess Whitehead-2b	1960	(Both Games) Ken Boyer-3b, Larry Jackson-p, Lindy McDaniel-p, Stan Musial-of, Bill White-1b
1936	Rip Collins-1b, Dizzy Dean-p, Leo Durocher-ss, Stu Martin-2b, Joe Medwick-of	1961	(Both Games) Ken Boyer-3b, Stan Musial-of, Bill White-1b
1937	Dizzy Dean-p, Pepper Martin-of, Joe Medwick-of, Johnny Mize-1b	1962	(Both Games) Ken Boyer-3b, Bob Gibson-p, Stan Musial-of
1938	Joe Medwick-of	1963	Ken Boyer-3b, Dick Groat-ss, ^Julian Javier-2b, Stan Musial-of, Bill White-1b
1939	Curt Davis-p, Joe Medwick-of, Johnny Mize-1b, Terry Moore-of, Lon Warneke-p	1964	Ken Boyer-3b, Curt Flood-of, Dick Groat-ss, Bill White-1b
1940	Johnny Mize-1b, Terry Moore-of	1965	Bob Gibson-p
1941	Johnny Mize-1b, Terry Moore-of, Enos Slaughter-of, Lon Warneke-p	1966	Curt Flood-of, Bob Gibson-p, Tim McCarver-c
1942	Jim Brown-2b, Mort Cooper-p, Walker Cooper-c, Terry Moore-of, Enos Slaughter-of	1967	Lou Brock-of, Orlando Cepeda-1b, Bob Gibson-p, Tim McCarver-c
1943	Billy Southworth-manager, Mort Cooper-p, Walker Cooper-c, Whitey Kurovski-3b, Max Lanier-p, Marty Marion-ss, Stan Musial-of, Howie Pollet-p, Harry Walker-of	1968	Red Schoendienst-manager, Steve Carlton-p, Curt Flood-of, Bob Gibson-p, Julian Javier-2b
1944	Billy Southworth-manager, Walker Cooper-c, Whitey Kurovski-3b, Max Lanier-p, Marty Marion-ss, Red Munger-p, Stan Musial-of	1969	Red Schoendienst-manager, Steve Carlton-p, Bob Gibson-p
1945	No game	1970	Rich Allen-1b, Bob Gibson-p, Joe Torre-c
1946	Whitey Kurovski-3b, Marty Marion-ss, Stan Musial-of, Howie Pollet-p, Red Schoendienst-2b, Enos Slaughter-of	1971	Joe Torre-3b, Steve Carlton-p, Lou Brock-of
1947	Eddie Dyer-manager, Harry Brecheen-p, ^Whitey Kurovski-3b, Marty Marion-ss, Red Munger-p, Stan Musial-1b, Enos Slaughter-of	1972	Bob Gibson-p, Lou Brock-of, Joe Torre-3b, Ted Simmons-c, Red Schoendienst-coach
1948	Harry Brecheen-p, Marty Marion-ss, Stan Musial-of, Red Schoendienst-2b, Enos Slaughter-of	1973	Rick Wise-p, Joe Torre-3b, Ted Simmons-c
1949	Eddie Kazak*-3b, Marty Marion-ss, Red Munger-p, Stan Musial-of, Howie Pollet-p, Red Schoendienst-2b, Enos Slaughter-of	1974	Ted Simmons-c, Lou Brock-of, Reggie Smith-of, Lynn McGlothen-p, Red Schoendienst-coach
1950	Marty Marion-ss, Stan Musial-1b, Red Schoendienst-2b, Enos Slaughter-of	1975	Lou Brock-of, Reggie Smith-of, Red Schoendienst-coach
1951	Stan Musial-of, Red Schoendienst-2b, Enos Slaughter-of, Wally Westlake-of	1976	Bake McBride-of
1952	Stan Musial-of, Red Schoendienst-2b, Enos Slaughter-of, Gerry Staley-p	1977	Ted Simmons-c, Garry Templeton-ss
1953	Harvey Haddix*-p, Stan Musial-of, Del Rice-c, Red Schoendienst-2b, Enos Slaughter-of	1978	Ted Simmons-c
1954	Harvey Haddix-p, Ray Jablonski-3b, Stan Musial-of, Red Schoendienst-2b	1979	Lou Brock-of, Keith Hernandez-1b, Ted Simmons-c, Garry Templeton-ss, Dave Ricketts-coach
1955	Luis Arroyo*-p, Harvey Haddix-p, Stan Musial-1b, Red Schoendienst-2b	1980	George Hendrick-of, Keith Hernandez-1b, Ken Reitz-3b
1956	Ken Boyer-3b, Stan Musial-of, Rip Repulski-of	1981	Bruce Sutter-p
1957	Larry Jackson-p, Wally Moon-of, Stan Musial-1b, Hal Smith-c	1982	Ozzie Smith-ss, Lonnie Smith-of, Gene Gieselmann-trainer
		1983	Ozzie Smith-ss, Willie McGee-of, George Hendrick-of, Whitey Herzog-manager, Chuck Hiller-coach, Dave Ricketts-coach
		1984	Joaquin Andujar-p, Ozzie Smith-ss, Bruce Sutter-p
		1985	Joaquin Andujar-p, Jack Clark-1b, Tom Herr-2b, Willie McGee-of, Ozzie Smith-ss
		1986	Ozzie Smith-ss, Whitey Herzog-manager, Mike Roarke-coach
		1987	Jack Clark-1b, Willie McGee-of, Ozzie Smith-ss, Gene Gieselmann-trainer
		1988	Whitey Herzog-manager, Rich Hacker-coach, Nick Leyva-coach, Johnny Lewis-coach, Vince Coleman-of, Willie McGee-of, Ozzie Smith-ss, Todd Worrell-p



CARDINALS SELECTED FOR ALL-STAR GAME (Continued)

1989	Vince Coleman-of, Pedro Guerrero-dh, Tony Pena-c, Ozzie Smith-ss
1990	Ozzie Smith-ss
1991	Felix Jose-of, Lee Smith-p, Ozzie Smith-ss
1992	Tom Pagnozzi-c, Lee Smith-p, Ozzie Smith-ss, Bob Tewksbury-p, Joe Torre-coach
1993	Gregg Jefferies-1b, Lee Smith-p, Gene Gieselmann-trainer
1994	Gregg Jefferies-1b, Ozzie Smith-ss
1995	Tom Henke-p, Ozzie Smith-ss
1996	Ozzie Smith-ss
1997	Ray Lankford-of, ^Royce Clayton-ss
1998	Mark McGwire-1b
1999	Kent Bottenfield-p, Mark McGwire-1b
2000	Jim Edmonds-of, Mark McGwire-1b, Darryl Kile-p, ^Edgar Renteria-ss, Brad Henderson-trainer
2001	Matt Morris-p, *Albert Pujols-3b
2002	Matt Morris-p
2003	Jim Edmonds-of, Albert Pujols-of, Edgar Renteria-ss, Scott Rolen-3b, Woody Williams-p, Tony La Russa-coach
2004	Albert Pujols-1b, Edgar Renteria-ss, Scott Rolen-3b
2005	Chris Carpenter-p, David Eckstein-ss, Jim Edmonds-of, Jason Isringhausen-p, Albert Pujols-1b, +Scott Rolen-3b, Tony La Russa-manager, Dave Duncan-coach, Marty Mason-coach, Dave McKay-coach, Jose Oquendo-coach, Joe Pettini-coach, Barry Weinberg-trainer
2006	Chris Carpenter-p, ^David Eckstein-ss, Albert Pujols-1b, Scott Rolen-3b

2007	Albert Pujols-1b, Tony La Russa-manager, Dave Duncan-coach, Marty Mason-coach, Dave McKay-coach, Joe Pettini-coach
2008	Ryan Ludwick-of, Albert Pujols-1b
2009	Ryan Franklin-p, Yadier Molina-c, Albert Pujols-1b, Tony La Russa-manager, Barry Weinberg-trainer
2010	Chris Carpenter-p, Matt Holliday-of, Yadier Molina-c, Albert Pujols-1b, Adam Wainwright-p
2011	Lance Berkman-of, Matt Holliday-of, Yadier Molina-c
2012	Carlos Beltran-of, David Freese-3b, Rafael Furcal-ss, ^Matt Holliday-of, Lance Lynn-p, Yadier Molina-c, Tony La Russa-manager, Mike Aldrete-coach, Dave Duncan-coach, Derek Lilliquist-coach, Mark McGwire-coach, Jose Oquendo-coach
2013	Carlos Beltran-of, Matt Carpenter-2b, Allen Craig-1b, Yadier Molina-c, Edward Mujica-p, Adam Wainwright-p
2014	Matt Carpenter-3b, Pat Neshek-rhp, +Yadier Molina-c, Adam Wainwright-p, Mike Matheny-manager, Mike Aldrete-coach, Blaise Ilesley-coach, Derek Lilliquist-coach, John Mabry-coach, Chris Maloney-coach, Jose Oquendo-coach, Greg Hauck-trainer
2015	Matt Holliday-of, Carlos Martinez-p, Yadier Molina-c, Jhonny Peralta-ss, Trevor Rosenthal-p, Michael Wacha-p
2016	Matt Carpenter-3b, +*Aledmys Diaz-ss
2017	Carlos Martinez-p, Yadier Molina-c
2018	Miles Mikolas-p, +Yadier Molina-c
2019	Paul DeJong-ss
2021	Nolan Arenado-3b, Alex Reyes-p

*Denotes rookie

^Kurovski replaced Boston's Bob Elliott on the 1947 squad; Javier replaced Pittsburgh's Bill Mazerowski in 1963; Clayton replaced Cincinnati's Barry Larkin in 1997; Renteria replaced Mark McGwire in 2000; Eckstein replaced New York's Jose Reyes in 2006; Holliday replaced Yadier Molina in 2012 +Houston's Morgan Ensberg replaced Rolen in 2005; Arizona's Miguel Montero replaced Molina in 2014; Aledmys Diaz replaced Matt Carpenter in 2016. Yadier Molina replaced San Francisco's Buster Posey in 2018



Third baseman Nolan Arenado and pitcher Alex Reyes were Cardinals representatives at the 91st Major League Baseball All-Star Game at Coors Field in Denver, July 13, 2021. Arenado (starter) went 0-for-2 in four innings defensively, while Reyes struck out one over 0.2 scoreless.

HISTORICAL



CARDINALS WORLD SERIES GAME RESULTS

1926 - Cardinals 4, New York 3

Oct. 2 Cardinals 1, at New York 2
 Oct. 3 Cardinals 6, at New York 2
 Oct. 5 at Cardinals 4, New York 0
 Oct. 6 at Cardinals 5, New York 10
 Oct. 7 at Cardinals 2, New York 3
 Oct. 9 Cardinals 10, at New York 2
 Oct. 10 Cardinals 3, at New York 2

1928 - Cardinals 0, New York 4

Oct. 4 Cardinals 1, at New York 4
 Oct. 5 Cardinals 3, at New York 9
 Oct. 7 at Cardinals 3, New York 7
 Oct. 9 at Cardinals 3, New York 7

1930 - Cardinals 2, Philadelphia 4

Oct. 1 Cardinals 2, at Philadelphia 5
 Oct. 2 Cardinals 1, at Philadelphia 6
 Oct. 4 at Cardinals 5, Philadelphia 0
 Oct. 5 at Cardinals 3, Philadelphia 1
 Oct. 6 at Cardinals 0, Philadelphia 2
 Oct. 8 Cardinals 1, at Philadelphia 7

1931 - Cardinals 4, Philadelphia 3

Oct. 1 at Cardinals 2, Philadelphia 6
 Oct. 2 at Cardinals 2, Philadelphia 0
 Oct. 4 Cardinals at Philadelphia, rain
 Oct. 5 Cardinals 5, at Philadelphia 2
 Oct. 6 Cardinals 0, at Philadelphia 3
 Oct. 7 Cardinals 5, at Philadelphia 1
 Oct. 9 at Cardinals 1, Philadelphia 8
 Oct. 10 at Cardinals 4, Philadelphia 2

1934 - Cardinals 4, Detroit 3

Oct. 3 Cardinals 8, at Detroit 3
 Oct. 4 Cardinals 2, at Detroit 3 (12)
 Oct. 5 at Cardinals 4, Detroit 1
 Oct. 6 at Cardinals 4, Detroit 10
 Oct. 7 at Cardinals 1, Detroit 3
 Oct. 8 Cardinals 4, at Detroit 3
 Oct. 9 Cardinals 11, at Detroit 0

1942 - Cardinals 4, New York 1

Sept. 30 at Cardinals 4, New York 7
 Oct. 1 at Cardinals 4, New York 3
 Oct. 2 Cardinals 2, at New York 0
 Oct. 4 Cardinals 9, at New York 6
 Oct. 5 Cardinals 4, at New York 2

1943 - Cardinals 1, New York 4

Oct. 5 Cardinals 2, at New York 4
 Oct. 6 Cardinals 4, at New York 3
 Oct. 7 Cardinals 2, at New York 6
 Oct. 10 at Cardinals 1, New York 2
 Oct. 11 at Cardinals 0, New York 2

1944 - Cardinals 4, Browns 2

Oct. 4 at Cardinals 1, Browns 2
 Oct. 5 at Cardinals 3, Browns 2 (11)
 Oct. 6 Cardinals 2, at Browns 6
 Oct. 7 Cardinals 5, at Browns 1
 Oct. 8 Cardinals 2, at Browns 0
 Oct. 9 at Cardinals 3, Browns 1

1946 - Cardinals 4, Boston 3

Oct. 6 at Cardinals 2, Boston 3 (10)
 Oct. 7 at Cardinals 3, Boston 0
 Oct. 9 Cardinals 0, at Boston 4
 Oct. 10 Cardinals 12, at Boston 3
 Oct. 11 Cardinals 3, at Boston 6
 Oct. 13 at Cardinals 4, Boston 1
 Oct. 15 at Cardinals 4, Boston 3

1964 - Cardinals 4, New York 3

Oct. 7 at Cardinals 9, New York 5
 Oct. 8 at Cardinals 3, New York 8
 Oct. 10 Cardinals 1, at New York 2
 Oct. 11 Cardinals 4, at New York 3
 Oct. 12 Cardinals 5, at New York 2 (10)
 Oct. 14 at Cardinals 3, New York 8
 Oct. 15 at Cardinals 7, New York 5

1967 - Cardinals 4, Boston 3

Oct. 4 Cardinals 2, at Boston 1
 Oct. 5 Cardinals 0, at Boston 5
 Oct. 7 at Cardinals 5, Boston 2
 Oct. 8 at Cardinals 6, Boston 0
 Oct. 9 at Cardinals 1, Boston 3
 Oct. 11 Cardinals 4, at Boston 8
 Oct. 12 Cardinals 7, at Boston 2

1968 - Cardinals 3, Detroit 4

Oct. 2 at Cardinals 4, Detroit 0
 Oct. 3 at Cardinals 1, Detroit 8
 Oct. 5 Cardinals 7, at Detroit 3
 Oct. 6 Cardinals 10, at Detroit 1
 Oct. 7 Cardinals 3, at Detroit 5
 Oct. 9 at Cardinals 1, Detroit 13
 Oct. 10 at Cardinals 1, Detroit 4

1982 - Cardinals 4, Milwaukee 3

Oct. 12 at Cardinals 0, Milwaukee 10
 Oct. 13 at Cardinals 5, Milwaukee 4
 Oct. 15 Cardinals 6, at Milwaukee 2
 Oct. 16 Cardinals 5, at Milwaukee 7
 Oct. 17 Cardinals 4, at Milwaukee 6
 Oct. 19 at Cardinals 13, Milwaukee 1
 Oct. 20 at Cardinals 6, Milwaukee 3

1985 - Cardinals 3, Kansas City 4

Oct. 19 Cardinals 3, at Kansas City 1
 Oct. 20 Cardinals 4, at Kansas City 2
 Oct. 22 at Cardinals 1, Kansas City 6
 Oct. 23 at Cardinals 3, Kansas City 0
 Oct. 24 at Cardinals 1, Kansas City 6
 Oct. 26 Cardinals 1, at Kansas City 2
 Oct. 27 Cardinals 0, at Kansas City 11

1987 - Cardinals 3, Minnesota 4

Oct. 17 Cardinals 1, at Minnesota 10
 Oct. 18 Cardinals 4, at Minnesota 8
 Oct. 20 at Cardinals 3, Minnesota 1
 Oct. 21 at Cardinals 7, Minnesota 2
 Oct. 22 at Cardinals 4, Minnesota 2
 Oct. 24 Cardinals 5, at Minnesota 11
 Oct. 25 Cardinals 2, at Minnesota 4

2004 - Cardinals 0, Boston 4

Oct. 23 Cardinals 9, at Boston 11
 Oct. 24 Cardinals 2, at Boston 6
 Oct. 26 at Cardinals 1, Boston 4
 Oct. 27 at Cardinals 0, Boston 3

2006 - Cardinals 4, Detroit 1

Oct. 21 Cardinals 7, at Detroit 2
 Oct. 22 Cardinals 1, at Detroit 3
 Oct. 24 at Cardinals 5, Detroit 0
 Oct. 25 Detroit at Cardinals, rain
 Oct. 26 at Cardinals 5, Detroit 4
 Oct. 27 at Cardinals 4, Detroit 2

2011 - Cardinals 4, Texas 3

Oct. 19 at Cardinals 3, Texas 2
 Oct. 20 at Cardinals 1, Texas 2
 Oct. 22 Cardinals 16, at Texas 7
 Oct. 23 Cardinals 0, at Texas 4
 Oct. 24 Cardinals 2, at Texas 4
 Oct. 26 Texas at Cardinals, rain
 Oct. 27 at Cardinals 10, Texas 9 (11)
 Oct. 28 at Cardinals 6, Texas 2

2013 - Cardinals 2, Boston 4

Oct. 23 Cardinals 1, at Boston 8
 Oct. 24 Cardinals 4, at Boston 2
 Oct. 26 at Cardinals 5, Boston 4
 Oct. 27 at Cardinals 2, Boston 4
 Oct. 28 at Cardinals 1, Boston 3
 Oct. 30 Cardinals 1, at Boston 6



CARDINALS WORLD SERIES BATTING ALL-TIME TOP 5

BATTING AVERAGE	
1. Pepper Martin.....	.418
2. Lou Brock.....	.391
3. Julian Javier.....	.346
4. Yadier Molina328
5. Tim McCarver.....	.311

(two series, 50 plate appearances)

GAMES	
1. Jim Bottomley.....	24
Frankie Frisch.....	24
3. Chick Hafey.....	23
Whitey Kurowski.....	23
Marty Marion.....	23
Stan Musial.....	23

AT-BATS	
1. Frankie Frisch.....	95
2. Jim Bottomley.....	90
3. Chick Hafey.....	88
4. Lou Brock.....	87
5. Stan Musial.....	86
Curt Flood.....	86

RUNS	
1. Lou Brock.....	16
2. Pepper Martin.....	14
3. Whitey Kurowski.....	12
Albert Pujols.....	12
Mike Shannon.....	12

HITS	
1. Lou Brock.....	34
2. Pepper Martin.....	23
Tim McCarver.....	23
Willie McGee.....	23
5. Yadier Molina	22
Stan Musial.....	22

TOTAL BASES	
1. Lou Brock.....	57
2. Tim McCarver.....	37
3. Willie McGee.....	36
4. Pepper Martin.....	35
5. Stan Musial.....	34

DOUBLES	
1. Lou Brock.....	7
Chick Hafey.....	7
Pepper Martin.....	7
Stan Musial.....	7
Marty Marion.....	7

TRIPLES	
1. Tim McCarver.....	3
2. Lou Brock.....	2
3. 22 players with.....	1

HOME RUNS	
1. Lou Brock.....	4
Albert Pujols.....	4
3. Allen Craig.....	3
Willie McGee.....	3
Mike Shannon.....	3

RUNS BATTED IN	
1. Lou Brock.....	13
2. Yadier Molina	12
3. Marty Marion.....	11
Tim McCarver.....	11
Willie McGee.....	11

STOLEN BASES	
1. Lou Brock.....	14
2. Pepper Martin.....	7
3. Vince Coleman.....	6
4. Frankie Frisch.....	4
Ozzie Smith.....	4

BASES ON BALLS	
1. Stan Musial.....	12
Albert Pujols.....	12
3. Tim McCarver.....	10
4. Ray Sanders.....	9
Ozzie Smith.....	9

CARDINALS WORLD SERIES PITCHING ALL-TIME TOP 5

GAMES	
1. Bob Gibson.....	9
2. Ken Dayley.....	8
3. Seven players with.....	7

INNINGS PITCHED	
1. Bob Gibson.....	81.0
2. Mort Cooper.....	45.0
3. Bill Hallahan.....	39.2
4. Burleigh Grimes.....	34.2
5. Harry Brecheen.....	32.2

EARNED-RUN AVERAGE	
1. Harry Brecheen.....	0.83
2. Bill Hallahan.....	1.36
3. Jesse Haines.....	1.67
4. Max Lanier.....	1.71
5. Dizzy Dean.....	1.73

(25 innings pitched)

SHUTOUTS	
1. Bob Gibson.....	2
Bill Hallahan.....	2
3. Six players with.....	1

FEWEST HITS PER NINE INNINGS	
1. Burleigh Grimes.....	4.93
2. Bob Gibson.....	6.11
3. Bill Hallahan.....	6.58
4. Chris Carpenter.....	6.67
5. Jesse Haines.....	6.68

(two series, 25 innings pitched)

WINS	
1. Bob Gibson.....	7
2. Harry Brecheen.....	4
3. Chris Carpenter.....	3
Bill Hallahan.....	3
Jesse Haines.....	3
John Tudor.....	3

COMPLETE GAMES	
1. Bob Gibson.....	8
2. Harry Brecheen.....	3
Bill Hallahan.....	3
Burleigh Grimes.....	3
5. Six pitchers with.....	2

STRIKEOUTS	
1. Bob Gibson.....	92
2. Mort Cooper.....	35
3. Bill Hallahan.....	27
4. Max Lanier.....	25
5. Burleigh Grimes.....	24

FEWEST WALKS PER NINE INNINGS	
1. Chris Carpenter.....	1.67
2. Dizzy Dean.....	1.73
3. Bob Gibson.....	1.89
4. Mort Cooper.....	2.40
5. Grover Alexander.....	2.84

(25 innings pitched)

SAVES	
1. Todd Worrell.....	3
2. Bruce Sutter.....	2
3. 12 pitchers with.....	1



CARDINALS NLCS GAME RESULTS

1982 - Cardinals 3, Atlanta 0

Oct. 6	Atlanta at Cardinals, rain	4
Oct. 7	at Cardinals 7, Atlanta 0	
Oct. 8	Atlanta at Cardinals, rain	
Oct. 9	at Cardinals 4, Atlanta 3	
Oct. 10	Cardinals 6, at Atlanta 2	

1985 - Cardinals 4, Los Angeles 2

Oct. 9	Cardinals 1, at Los Angeles 4	
Oct. 10	Cardinals 2, at Los Angeles 8	
Oct. 12	at Cardinals 4, Los Angeles 2	
Oct. 13	at Cardinals 12, Los Angeles 2	
Oct. 14	at Cardinals 3, Los Angeles 2	
Oct. 16	Cardinals 7, at Los Angeles 5	

1987 - Cardinals 4, San Francisco 3

Oct. 6	at Cardinals 5, San Francisco 3	
Oct. 7	at Cardinals 0, San Francisco 5	
Oct. 9	Cardinals 6, at San Francisco 5	
Oct. 10	Cardinals 2, at San Francisco 4	
Oct. 11	Cardinals 3, at San Francisco 6	
Oct. 13	at Cardinals 1, San Francisco 0	
Oct. 14	at Cardinals 6, San Francisco 0	

1996 - Cardinals 3, Atlanta 4

Oct. 9	Cardinals 2, at Atlanta 4	
Oct. 10	Cardinals 8, at Atlanta 3	
Oct. 12	at Cardinals 3, Atlanta 2	
Oct. 13	at Cardinals 4, Atlanta 3	
Oct. 14	at Cardinals 0, Atlanta 14	
Oct. 16	Cardinals 1, at Atlanta 3	
Oct. 17	Cardinals 0, at Atlanta 15	

2000 - Cardinals 1, New York 4

Oct. 11	at Cardinals 2, New York 6	
Oct. 12	at Cardinals 5, New York 6	
Oct. 14	Cardinals 8, at New York 2	
Oct. 15	Cardinals 6, at New York 10	
Oct. 16	Cardinals 0, at New York 7	

2002 - Cardinals 1, San Francisco 4

Oct. 9	at Cardinals 6, San Francisco 9	
Oct. 10	at Cardinals 1, San Francisco 4	
Oct. 12	Cardinals 5, at San Francisco 4	
Oct. 13	Cardinals 3, at San Francisco 4	
Oct. 14	Cardinals 1, at San Francisco 2	

2004 - Cardinals 4, Houston 3

Oct. 13	at Cardinals 10, Houston 7	
Oct. 14	at Cardinals 6, Houston 4	
Oct. 16	Cardinals 2, at Houston 5	
Oct. 17	Cardinals 5, at Houston 6	
Oct. 18	Cardinals 0, at Houston 3	
Oct. 20	(12 inn.) at Cardinals 6, Houston 4	
Oct. 21	at Cardinals 5, Houston 2	

2005 - Cardinals 2, Houston 4

Oct. 12	at Cardinals 5, Houston 3	
Oct. 13	at Cardinals 1, Houston 4	
Oct. 15	Cardinals 3, at Houston 4	
Oct. 16	Cardinals 1, at Houston 2	
Oct. 17	Cardinals 5, at Houston 4	
Oct. 19	at Cardinals 1, Houston 5	

2006 - Cardinals 4, New York 3

Oct. 11	Cardinals at New York, rain	
Oct. 12	Cardinals 0, at New York 2	
Oct. 13	Cardinals 9, at New York 6	
Oct. 14	at Cardinals 5, New York 0	
Oct. 15	at Cardinals 5, New York 12	
Oct. 16	New York at Cardinals, rain	
Oct. 17	at Cardinals 4, New York 2	
Oct. 18	Cardinals 2, at New York 4	
Oct. 19	Cardinals 3, at New York 1	

2011 - Cardinals 4, Milwaukee 2

Oct. 9	Cardinals 6, at Milwaukee 9	
Oct. 10	Cardinals 12, at Milwaukee 3	
Oct. 12	at Cardinals 4, Milwaukee 3	
Oct. 13	at Cardinals 2, Milwaukee 4	
Oct. 14	at Cardinals 7, Milwaukee 1	
Oct. 16	Cardinals 12, at Milwaukee 6	

2012 - Cardinals 3, San Francisco 4

Oct. 14	Cardinals 6, at San Francisco 4	
Oct. 15	Cardinals 1, at San Francisco 7	
Oct. 17	at Cardinals 3, San Francisco 1	
Oct. 18	at Cardinals 8, San Francisco 3	
Oct. 19	at Cardinals 0, San Francisco 5	
Oct. 21	Cardinals 1, at San Francisco 6	
Oct. 22	Cardinals 0, at San Francisco 9	

2013 - Cardinals 4, Los Angeles 2

Oct. 11	(13 inn.) at Cardinals 3, Los Angeles 2	
Oct. 12	at Cardinals 1, Los Angeles 0	
Oct. 14	Cardinals 0, at Los Angeles 3	
Oct. 15	Cardinals 4, at Los Angeles 2	
Oct. 16	Cardinals 4, at Los Angeles 6	
Oct. 18	at Cardinals 9, Los Angeles 0	

2014 - Cardinals 1, San Francisco 4

Oct. 11	at Cardinals 0, San Francisco 3	
Oct. 12	at Cardinals 5, San Francisco 4	
Oct. 14	(10 inn.) Cardinals 4, at San Francisco 5	
Oct. 15	Cardinals 4, at San Francisco 6	
Oct. 16	Cardinals 3, at San Francisco 6	

2019 - Cardinals 0, Washington 4

Oct. 11	at Cardinals 0, Washington 2	
Oct. 12	at Cardinals 1, Washington 3	
Oct. 14	Cardinals 1, at Washington 8	
Oct. 15	Cardinals 4, at Washington 7	



As a 22-year old rookie, Michael Wacha was named the 2013 National League Championship Series Most Valuable Player. Wacha hurled 13.2 scoreless innings vs. the Los Angeles Dodgers, earning wins in Game 2 & 6.



CARDINALS NLCS BATTING ALL-TIME TOP 5

BATTING AVERAGE	
1. Albert Pujols.....	.383
2. Yadier Molina312
3. David Freese.....	.304
4. Ozzie Smith.....	.303
5. Willie McGee.....	.300

(two series, 50 plate appearances)

GAMES	
1. Yadier Molina	39
2. Albert Pujols.....	31
3. Jim Edmonds.....	30
4. Jon Jay.....	24
5. Matt Holliday.....	23

AT-BATS	
1. Yadier Molina	141
2. Albert Pujols.....	115
3. Jim Edmonds.....	107
4. Matt Holliday.....	95
5. Jon Jay.....	90

RUNS	
1. Albert Pujols.....	25
2. Jim Edmonds.....	12
Jon Jay.....	12
Willie McGee.....	12
Yadier Molina	12

HITS	
1. Yadier Molina	44
Albert Pujols.....	44
3. Jim Edmonds.....	29
4. Matt Holliday.....	25
Jon Jay.....	25

TOTAL BASES	
1. Albert Pujols.....	82
2. Yadier Molina	61
3. Jim Edmonds.....	53
4. David Freese.....	39
5. Matt Holliday.....	36

DOUBLES	
1. Yadier Molina	8
Albert Pujols.....	8
3. Jim Edmonds.....	6
David Freese.....	6
5. Carlos Beltrán.....	5
Tommy Herr.....	5
Matt Holliday.....	5

TRIPLES	
1. Willie McGee.....	3
2. Ozzie Smith.....	2
Scott Spiezio.....	2
4. 10 players with.....	1

HOME RUNS	
1. Albert Pujols.....	10
2. Jim Edmonds.....	6
3. David Freese.....	4
4. Yadier Molina	3
Scott Rolen.....	3

RUNS BATTED IN	
1. Albert Pujols.....	27
2. Jim Edmonds.....	20
3. Yadier Molina	12
David Freese.....	11
5. Matt Holliday.....	10
Willie McGee.....	10

STOLEN BASES	
1. David Eckstein.....	4
2. Edgar Renteria.....	3
Kolten Wong.....	3
4. Carlos Beltrán.....	2
Vince Coleman.....	2
Tom Herr.....	2
Willie McGee.....	2
Ozzie Smith.....	2
Tony Womack.....	2

BASES ON BALLS	
1. Albert Pujols.....	18
2. Jim Edmonds.....	15
3. Darrell Porter.....	10
4. Ozzie Smith.....	9
5. Matt Carpenter.....	8
Yadier Molina	8

CARDINALS NLCS PITCHING ALL-TIME TOP 5

GAMES	
1. Jason Isringhausen.....	11
2. Lance Lynn.....	10
3. Trevor Rosenthal.....	9
Adam Wainwright	9
Randy Choate.....	8
Ken Dayley.....	8
Carlos Martínez	8
Marc Rzepczynski.....	8
Fernando Salas.....	8
Julian Tavarez.....	8

INNINGS PITCHED	
1. Chris Carpenter.....	39.0
2. Adam Wainwright	37.2
3. Matt Morris.....	32.0
Jeff Suppan.....	32.0
5. Andy Benes.....	28.2

SHUTOUTS	
1. Danny Cox.....	1
Bob Forsch.....	1

COMPLETE GAMES	
1. Danny Cox.....	2
2. Bob Forsch.....	1

WINS	
1. Lance Lynn.....	3
2. Chris Carpenter.....	2
Danny Cox.....	2
Bob Forsch.....	2
Jeff Suppan.....	2
Julian Tavarez.....	2
John Tudor.....	2
Michael Wacha.....	2

EARNED-RUN AVERAGE	
1. Jeff Suppan.....	1.69
2. John Tudor.....	2.25
3. Adam Wainwright	2.39
4. Lance Lynn.....	2.81
5. Andy Benes.....	4.08

(two series, 25 innings pitched)

FEWEST HITS PER NINE INNINGS	
1. Jeff Suppan.....	4.50
2. Adam Wainwright	7.41
3. John Tudor.....	8.36
4. Andy Benes.....	8.48
5. Lance Lynn.....	8.77

(two series, 25 innings pitched)

STRIKEOUTS	
1. Adam Wainwright	34
2. Chris Carpenter.....	24
3. Jeff Suppan.....	20
John Tudor.....	20
5. Andy Benes.....	19
Lance Lynn.....	19

FEWEST WALKS PER NINE INNINGS	
1. Adam Wainwright	1.67
2. John Tudor.....	2.57
3. Andy Benes.....	3.14
4. Chris Carpenter.....	3.46
5. Jeff Suppan.....	3.66

(two series, 25 innings pitched)

SAVES	
1. Jason Isringhausen.....	5
2. Ken Dayley.....	4
Jason Motte.....	4
4. Trevor Rosenthal.....	2
Adam Wainwright	2

HISTORICAL



CARDINALS DIVISION SERIES GAME RESULTS

1996 - Cardinals 3, San Diego 0

Oct. 1 at Cardinals 3, San Diego 1
 Oct. 3 at Cardinals 5, San Diego 4
 Oct. 5 Cardinals 7, at San Diego 5

2000 - Cardinals 3, Atlanta 0

Oct. 3 at Cardinals 7, Atlanta 5
 Oct. 5 at Cardinals 10, Atlanta 4
 Oct. 7 Cardinals 7, at Atlanta 1

2001 - Cardinals 2, Arizona 3

Oct. 9 Cardinals 0, at Arizona 1
 Oct. 10 Cardinals 4, at Arizona 1
 Oct. 12 at Cardinals 3, Arizona 5
 Oct. 13 at Cardinals 4, Arizona 1
 Oct. 14 Cardinals 1, at Arizona 2

2002 - Cardinals 3, Arizona 0

Oct. 1 Cardinals 12, at Arizona 2
 Oct. 3 Cardinals 2, at Arizona 1
 Oct. 5 at Cardinals 6, Arizona 3

2004 - Cardinals 3, Los Angeles 1

Oct. 5 at Cardinals 8, Los Angeles 3
 Oct. 7 at Cardinals 8, Los Angeles 3
 Oct. 9 Cardinals 0, at Los Angeles 4
 Oct. 10 Cardinals 6, at Los Angeles 2

2005 - Cardinals 3, San Diego 0

Oct. 4 at Cardinals 8, San Diego 5
 Oct. 6 at Cardinals 6, San Diego 2
 Oct. 8 Cardinals 7, at San Diego 4

2006 - Cardinals 3, San Diego 1

Oct. 3 Cardinals 5, at San Diego 1
 Oct. 5 Cardinals 2, at San Diego 0
 Oct. 7 at Cardinals 1, San Diego 3
 Oct. 9 at Cardinals 6, San Diego 2

2009 - Cardinals 0, Los Angeles 3

Oct. 7 Cardinals 3, at Los Angeles 5
 Oct. 8 Cardinals 2, at Los Angeles 3
 Oct. 10 at Cardinals 1, Los Angeles 5

2011 - Cardinals 3, Philadelphia 2

Oct. 1 Cardinals 6, at Philadelphia 11
 Oct. 2 Cardinals 5, at Philadelphia 4
 Oct. 4 at Cardinals 2, Philadelphia 3
 Oct. 5 at Cardinals 5, Philadelphia 3
 Oct. 7 Cardinals 1, at Philadelphia 0

2012 - Cardinals 3, Washington 2

Oct. 7 at Cardinals 2, Washington 3
 Oct. 8 at Cardinals 12, Washington 4
 Oct. 10 Cardinals 8, at Washington 0
 Oct. 11 Cardinals 1, at Washington 2
 Oct. 12 Cardinals 9, at Washington 7

2013 - Cardinals 3, Pittsburgh 2

Oct. 3 at Cardinals 9, Pittsburgh 1
 Oct. 4 at Cardinals 1, Pittsburgh 7
 Oct. 6 Cardinals 3, at Pittsburgh 5
 Oct. 7 Cardinals 2, at Pittsburgh 1
 Oct. 9 at Cardinals 6, Pittsburgh 1

2014 - Cardinals 3, Los Angeles 1

Oct. 3 Cardinals 10, at Los Angeles 9
 Oct. 4 Cardinals 2, at Los Angeles 3
 Oct. 6 at Cardinals 3, Los Angeles 1
 Oct. 7 at Cardinals 3, Los Angeles 2

2015 - Cardinals 1, Chicago 3

Oct. 9 at Cardinals 4, Chicago 0
 Oct. 10 at Cardinals 3, Chicago 6
 Oct. 12 Cardinals 6, at Chicago 8
 Oct. 13 Cardinals 4, at Chicago 6

2019 - Cardinals 3, Atlanta 2

Oct. 3 Cardinals 7, at Atlanta 6
 Oct. 4 Cardinals 0, at Atlanta 3
 Oct. 6 at Cardinals 1, Atlanta 3
 Oct. 7 (10 inn.) at Cardinals 5, Atlanta 4
 Oct. 9 Cardinals 13, at Atlanta 1



From 2011-14, the Cardinals won four straight Division Series. Chris Carpenter threw a 1-0 shutout in Game 5 over Philadelphia in 2011 (upper left). The Cardinals rallied from a 6-0 deficit to defeat Washington at Nationals Park in Game 5 of 2012 (upper right). Adam Wainwright threw a complete game over Pittsburgh in 2013 (lower left) Game 5. Matt Carpenter homered in three straight games in the 2014 NLDS including a bases clearing triple (shown) off Clayton Kershaw to rally the Cardinals from a 6-1 deficit to a 10-9 win at Dodger Stadium in Game 1 (lower right).

HISTORY



CARDINALS DIVISION SERIES BATTING LEADERS

BATTING AVERAGE	
1. Fernando Vina404
2. Jim Edmonds333
3. Albert Pujols309
4. David Freese302
5. Edgar Renteria280

(two series, 50 plate appearances)

GAMES	
1. Yadier Molina	37
2. Albert Pujols	27
3. Matt Holliday	25
4. Matt Carpenter	22
Jim Edmonds	22

AT-BATS	
1. Yadier Molina	136
2. Albert Pujols	97
3. Matt Holliday	93
4. Jim Edmonds	81
5. Matt Carpenter	61

RUNS	
1. Jim Edmonds	17
Albert Pujols	17
3. Matt Holliday	14
Edgar Renteria	14
5. Jon Jay	10
Yadier Molina	10

HITS	
1. Albert Pujols	30
2. Yadier Molina	29
3. Jim Edmonds	27
4. Matt Holliday	20
5. Fernando Vina	19

TOTAL BASES	
1. Jim Edmonds	55
2. Albert Pujols	50
3. Yadier Molina	36
4. Matt Holliday	31
5. Carlos Beltran	28

DOUBLES	
1. Jim Edmonds	7
2. Albert Pujols	6
3. David Freese	5
Kolten Wong	5
4. Carlos Beltrán	4
Paul Goldschmidt	4
Yadier Molina	4

TRIPLES	
1. Rafael Furcal	2
2. Allen Craig	1
Tommy Edman	1
Juan Encarnacion	1
Jon Jay	1
John Mabry	1
Albert Pujols	1
Tony Womack	1

HOME RUNS	
1. Jim Edmonds	7
2. Carlos Beltrán	4
Matt Carpenter	4
Albert Pujols	4
5. Matt Holliday	3
Stephen Piscotty	3

RUNS BATTED IN	
1. Jim Edmonds	17
Albert Pujols	17
3. Matt Carpenter	11
Matt Holliday	11
Reggie Sanders	11

STOLEN BASES	
1. Edgar Renteria	5
2. Jon Jay	3
3. J.D. Drew	2
Ron Gant	2
Julio Lugo	2
Placido Polanco	2

BASES ON BALLS	
1. Albert Pujols	18
2. Jim Edmonds	11
3. Jon Jay	10
Yadier Molina	10
Edgar Renteria	10

CARDINALS DIVISION SERIES PITCHING LEADERS

GAMES	
1. Adam Wainwright	13
2. Trevor Rosenthal	10
3. Steve Kline	8
4. Mitchell Boggs	7
Chris Carpenter	7
Jason Isringhausen	7
Carlos Martínez	7
Matt Morris	7

INNINGS PITCHED	
1. Adam Wainwright	53.0
2. Chris Carpenter	42.0
3. Matt Morris	37.0
4. John Lackey	17.1
5. Lance Lynn	14.2

EARNED-RUN AVERAGE	
1. Trevor Rosenthal	0.87
2. Woody Williams	2.08
3. Matt Morris	2.19
4. Chris Carpenter	2.36
5. John Lackey	2.60

(minimum 10 innings pitched)

FEWEST HITS PER NINE INNINGS	
1. Darryl Kile	4.85
2. Michael Wacha	5.40
3. John Lackey	5.71
4. Andy Benes	6.17
5. Jeff Suppan	6.35

(two series, 10 innings pitched)

WINS	
1. Chris Carpenter	5
2. Jeff Fassero	2
Marco Gonzales	2
John Lackey	2
Matt Morris	2
Adam Wainwright	2
Woody Williams	2

STRIKEOUTS	
1. Adam Wainwright	62
2. Chris Carpenter	25
3. Matt Morris	24
4. Lance Lynn	22
5. John Lackey	18

FEWEST WALKS PER NINE INNINGS	
1. Adam Wainwright	1.36
2. Woody Williams	1.38
3. Kyle Lohse	1.46
4. John Lackey	1.56
5. Matt Morris	3.16

(two series, 10 innings pitched)

SAVES	
1. Trevor Rosenthal	4
2. Dennis Eckersley	2
Jason Isringhausen	3
5. Steve Kline	2
Jason Motte	2

SHUTOUTS	
1. Chris Carpenter	1

COMPLETE GAMES	
1. Chris Carpenter	1
Adam Wainwright	1

HISTORY



CARDINALS WILD CARD SERIES RESULTS

2012 - Cardinals 1, Atlanta 0
 October 5 Cardinals 6, at Atlanta 3

2021 - Cardinals 0, Los Angeles 1
 October 6 Cardinals 1, at Los Angeles 3

2020 - Cardinals 1, San Diego 2
 September 30 Cardinals 7, at San Diego 4
 October 1 Cardinals 9, at San Diego 11
 October 2 Cardinals 0, at San Diego 4

CARDINALS WILD CARD SERIES BATTING LEADERS

GAMES

1. Yadier Molina5
2. Harrison Bader4
 Dylan Carlson4
 Paul DeJong4
 Tommy Edman4
 Paul Goldschmidt.....4
 Tyler O'Neill.....4

AT-BATS

1. Yadier Molina21
2. Tommy Edman19
3. Paul Goldschmidt.....16
4. Dexter Fowler14
 Kolten Wong14

RUNS

1. Matt Carpenter3
 Tommy Edman3
3. Paul DeJong2
 Dylan Carlson2
 Paul Goldschmidt.....2
 Yadier Molina2
 Matt Holliday2

STOLEN BASES

1. Tommy Edman2
2. Dylan Carlson1
 Tyler O'Neill.....1

HITS

1. Tommy Edman6
 Yadier Molina6
2. Dylan Carlson4
 Dexter Fowler.....4
 Paul Goldschmidt.....4

TOTAL BASES

1. Paul Goldschmidt.....11
2. Yadier Molina8
3. Kolten Wong7
4. Tommy Edman6
5. Dylan Carlson5
 Dexter Fowler.....5
 Matt Holliday5

DOUBLES

1. Yadier Molina2
2. Seven Players Tied with1

TRIPLES

----- None -----

HOME RUNS

1. Paul Goldschmidt.....2
2. Matt Holliday1
 Kolten Wong1

RUNS BATTED IN

1. Kolten Wong4
2. Matt Carpenter3
 Paul Goldschmidt.....3
 Yadier Molina3
4. Harrison Bader.....2
 Dexter Fowler.....2

BASES ON BALLS

1. Dylan Carlson4
2. Matt Carpenter3
 Paul DeJong3
 Paul Goldschmidt.....3
5. Harrison Bader.....1
 Yadier Molina1
 Tyler O'Neill.....1

CARDINALS WILD CARD SERIES PITCHING LEADERS

GAMES

1. Alex Reyes3
 Giovanni Gallegos3
2. Génesis Cabrera.....3
 Ryan Helsley2
 Adam Wainwright.....2

INNINGS PITCHED

1. Adam Wainwright.....8.2
2. Jack Flaherty6.0
3. Kyle Lohse5.2
4. Kwang Hyun Kim3.2
5. Alex Reyes3.1

STARTS

1. Adam Wainwright2
2. Kyle Lohse1
 Kwang Hyun Kim1
 Jack Flaherty.....1

WINS

1. Kyle Lohse1
 Giovanni Gallegos1

SAVES

1. Jason Motte1
 Alex Reyes1

STRIKEOUTS

1. Jack Flaherty.....8
 Adam Wainwright.....8
3. Kyle Lohse6
4. Giovanni Gallegos5
5. Alex Reyes3

COMPLETE GAMES

----- None -----

SHUTOUTS

----- None -----



CARDINALS POSTSEASON BATTING LEADERS

BATTING AVERAGE	
1. Pepper Martin418
2. Lou Brock391
3. Julian Javier346
4. Fernando Vina333
5. Albert Pujols330

(two series, 50 plate appearances)

GAMES	
1. Yadier Molina	102
2. Albert Pujols	74
3. Jim Edmonds	61
4. Matt Holliday	61
5. Jon Jay	58

AT-BATS	
1. Yadier Molina	365
2. Albert Pujols	267
3. Matt Holliday	234
4. Jim Edmonds	220
5. Jon Jay	190

RUNS	
1. Albert Pujols	54
2. Matt Holliday	36
3. Jim Edmonds	32
4. Yadier Molina	29
5. Jon Jay	24
Matt Carpenter	24

HITS	
1. Yadier Molina	101
2. Albert Pujols	88
3. Jim Edmonds	61
4. Matt Holliday	56
5. David Freese	48
Willie McGee	48

TOTAL BASES	
1. Albert Pujols	162
2. Yadier Molina	132
3. Jim Edmonds	115
4. Matt Holliday	91
5. David Freese	86

DOUBLES	
1. Yadier Molina	19
2. Albert Pujols	18
3. Jim Edmonds	15
4. David Freese	15
5. 4 Players	9

TRIPLES	
1. Tim McCarver	3
Willie McGee	3
2. Lou Brock	2
Juan Encarnacion	2
Rafael Furcal	2
Terry Pendleton	2
Ozzie Smith	2
Scott Spiezio	2

HOME RUNS	
1. Albert Pujols	18
2. Jim Edmonds	13
3. Matt Holliday	8
4. David Freese	7
5. Matt Carpenter	6
Larry Walker	6

RUNS BATTED IN	
1. Albert Pujols	52
2. Jim Edmonds	41
3. Yadier Molina	36
4. David Freese	29
5. Matt Holliday	27

STOLEN BASES	
1. Lou Brock	14
2. Vince Coleman	8
Edgar Renteria	8
4. Pepper Martin	7
Ozzie Smith	6

BASES ON BALLS	
1. Albert Pujols	48
2. Jim Edmonds	30
3. Yadier Molina	27
4. Ozzie Smith	20
5. Jon Jay	19

CARDINALS POSTSEASON PITCHING LEADERS

GAMES	
1. Adam Wainwright	29
2. Lance Lynn	24
3. Trevor Rosenthal	23
4. Carlos Martinez	20
5. Jason Isringhausen	19
Jason Motte	19

SHUTOUTS	
1. Bob Gibson	2
Wild Bill Hallahan	2
3. Nine tied with	1

INNINGS PITCHED	
1. Adam Wainwright	114.1
2. Chris Carpenter	108.0
3. Bob Gibson	81.0
4. Matt Morris	73.1
5. John Tudor	57.0

EARNED RUN AVERAGE	
1. Ken Dayley	0.44
2. Trevor Rosenthal	0.69
3. Harry Brecheen	0.83
4. Wild Bill Hallahan	1.36
5. Jesse Haines	1.67

(minimum 20 innings pitched)

FEWEST HITS PER NINE INNINGS	
1. Ken Dayley	2.61
2. Burleigh Grimes	4.93
3. Jason Motte	4.98
4. Trevor Rosenthal	5.19
5. Jason Isringhausen	5.96

(minimum 20 innings pitched)

WINS	
1. Chris Carpenter	10
2. Bob Gibson	7
3. Lance Lynn	5
John Tudor	5
5. Harry Brecheen	4
Michael Wacha	4
Adam Wainwright	4

COMPLETE GAMES	
1. Bob Gibson	8
2. Harry Brecheen	3
Burleigh Grimes	3
Wild Bill Hallahan	3
5. Seven tied with	2

STRIKEOUTS	
1. Adam Wainwright	123
2. Bob Gibson	92
3. Chris Carpenter	68
4. Lance Lynn	50
5. Matt Morris	44

FEWEST WALKS PER NINE INNINGS	
1. Jason Motte	0.83
2. John Lackey	1.54
3. Adam Wainwright	1.73
4. Dizzy Dean	1.73
5. Bob Gibson	1.89

(minimum 20 innings pitched)

SAVES	
1. Jason Isringhausen	8
Jason Motte	8
3. Trevor Rosenthal	7
4. Ken Dayley	5
5. Dennis Eckersley	4
Adam Wainwright	4
Todd Worrell	4

HISTORY



RETIRED UNIFORM NUMBERS

In the 130-year history of the St. Louis Cardinals, 15 individuals have enjoyed such distinguished careers on the field, in the dugout, or from the owner's box or broadcast booth that their uniform numbers have been retired by the organization. Only the New York Yankees (21 numbers/22 individuals) have recognized more individuals among Major League Baseball franchises. The honored Redbirds' uniform numbers appear in two areas at Busch Stadium – on the left-field wall and below the main scoreboard in right-center field.

Uniform No. 42 was retired by Major League Baseball in 1997 to commemorate the 50th anniversary of Jackie Robinson breaking the color barrier. Robinson played for the Brooklyn Dodgers from 1947 to 1956. He was the National League Rookie of the Year in 1947, the Most Valuable Player in 1949 and a five-time All-Star. Robinson was inducted into the National Baseball Hall of Fame in 1962. The Cardinals subsequently retired No. 42 for Hall of Fame relief pitcher Bruce Sutter in 2006.

The most-recent Redbird so honored was Hall of Fame catcher Ted Simmons, whose No. 23 was retired during a pregame ceremony at Busch Stadium on July 31, 2021. He also was awarded the 12th statue outside of Busch Stadium – the first unveiled outside Busch Stadium III.

ST. LOUIS CARDINALS RETIRED NUMBERS


1 • Ozzie Smith, 1996	2 • Red Schoendienst, 1996	6 • Stan Musial, 1963
9 • Enos Slaughter, 1996	10 • Tony La Russa, 2012	14 • Ken Boyer, 1984
17 • Dizzy Dean, 1974	20 • Lou Brock, 1979	23 • Ted Simmons, 2021
24 • Whitey Herzog, 2010	42 • Jackie Robinson, 1997	42 • Bruce Sutter, 2006
45 • Bob Gibson, 1975	85 • August A. Busch, 1984	Rogers Hornsby, 1997
	Jack Buck, 2002	



Hall of Famers Bruce Sutter, Bob Gibson, Red Schoendienst, Stan Musial, Whitey Herzog, Lou Brock and Ozzie Smith (L-R) highlight pregame ceremonies before the home opener at Busch Stadium on April 13, 2012.



Retired Numbers

**OZZIE SMITH**
SHORTSTOP**1****FULL NAME:** Osborne Earl Smith**HEIGHT:** 5-11 **WEIGHT:** 150 **BATS:** Both **THROWS:** Right**BORN:** December 26, 1954 at Mobile, Alabama**YEARS WITH CARDINALS:** 1982-96**NUMBER RETIRED:** 1996

Ozzie Smith is widely regarded as the finest fielding shortstop of all time. But, after being labeled as a good-field, no-hit performer early in his career, he developed into a bona fide offensive threat, as well.

The Cardinals acquired Smith from the San Diego Padres in exchange for shortstop Garry Templeton on Feb. 11, 1982. It proved to be one of the greatest trades in franchise history. Smith was a key element in St. Louis' success in the 1980s, and he became one of the city's most-popular citizens.

A lifetime .231 batter when he arrived in St. Louis, Smith promptly improved that figure to .248 for the 1982 season as the Cardinals won the World Series over the Milwaukee Brewers. In 1985, Smith batted at a .276 clip with a career-high six home runs and 54 RBI. He stunned the baseball world with a game-winning homer in the bottom of the ninth inning of Game 5 of the National League Championship Series against the Los Angeles Dodgers. The blast – on a 1-2 pitch from reliever Tom Niedenfuer – was Smith's first as a left-handed batter in 3,009 at-bats and prompted Cardinals' broadcaster Jack Buck to exclaim, "Go crazy, folks! Go crazy!" Smith put together his finest season at the plate in 1987, with career highs of a .303 average and 75 RBI, as the Cardinals captured their third N.L. pennant in six seasons. He finished as runner-up for the Most Valuable Player Award to Andre Dawson of the Chicago Cubs.

Throughout his offensive progression, Smith seemingly made every play defensively, both the routine and the spectacular. "The Wizard" won 13 consecutive Gold Glove Awards between 1980 and 1992, setting a major league record with an all-time low of eight errors in 1991. Smith's most eye-popping play came Aug. 5, 1986, against the Philadelphia Phillies at Busch Stadium. He took off on a short fly ball to left field hit by Von Hayes and, with his back to the plate, flew parallel to the ground and completely stretched out to make the catch. Among shortstops, Smith is baseball's career leader in assists (8,375) and ranks second in total chances (12,905) and double plays (1,590). He led the N.L. in fielding percentage seven times and had a career .978 mark. In 2007, Smith was named the shortstop on the All-Time Rawlings Gold Glove team, selected to honor the 50th anniversary of the Gold Glove Award.

Smith was selected to 15 All-Star Games and started 11 of them. At the time of his retirement following the 1996 season, he had received more votes in fan balloting for the Midsummer Classic than any other player in N.L. history (27,597,904). On the Cardinals' career lists, Smith ranks third in walks (876) and stolen bases (433); fourth in games played (1,990), at-bats (7,160) and sacrifice flies (54); tied for fourth in sacrifices (131); seventh in runs (991) and game-winning RBI (83); and eighth in hits (1,944).

Held in high esteem for his civic-mindedness, Smith received the Lou Gehrig Award (presented to the player who best exhibits the character and integrity of Lou Gehrig both on and off the field) in 1989, the Branch Rickey Award (in recognition of his exceptional community service) in 1994 and the Roberto Clemente Award (presented to the player who best exemplifies the game of baseball, sportsmanship, community involvement and the individual's contribution to his team) in 1995.

Smith was a first-ballot National Baseball Hall of Fame inductee in 2002, earning 92 percent of the votes from the Baseball Writers Association of America, and an inaugural member of the St. Louis Cardinals Hall of Fame in 2014. He was voted the shortstop on the All-Busch Stadium II team in 2005.

PROMINENT CARDINALS WHO WORE NO. 1

• Pepper Martin, 1934-38

• Whitey Kurowski, 1942-49

• Garry Templeton, 1977-81



Ozzie Smith

COMPLETE RECORD

Year Club	AVG	G	AB	R	H	2B	3B	HR	RBI	BB	SO	SB	SLG	OBP
1977 Walla Walla	.303	+68	*287	*69	87	10	2	1	35	40	12	*30	.362	---
1978 San Diego	.258	159	590	69	152	17	6	1	46	47	43	40	.312	.311
1979 San Diego	.211	156	587	77	124	18	6	0	27	37	37	28	.262	.260
1980 San Diego	.230	158	609	67	140	18	5	0	35	71	49	57	.276	.313
1981 San Diego	.222	+110	*450	53	100	11	2	0	21	41	37	22	.256	.294
1982 St. Louis	.248	140	488	58	121	24	1	2	43	68	32	25	.314	.339
1983 St. Louis	.243	159	552	69	134	30	6	3	50	64	36	34	.335	.321
1984 St. Louis	.257	124	412	53	106	20	5	1	44	56	17	35	.337	.347
1985 St. Louis	.276	158	537	70	148	22	3	6	54	65	27	31	.361	.355
1986 St. Louis	.280	153	514	67	144	19	4	0	54	79	27	31	.333	.376
1987 St. Louis	.303	158	600	104	182	40	4	0	75	89	36	43	.383	.392
1988 St. Louis	.270	153	575	80	155	27	1	3	51	74	43	57	.336	.350
1989 St. Louis	.273	155	593	82	162	30	8	2	50	55	37	29	.361	.335
1990 St. Louis	.254	143	512	61	130	21	1	1	50	61	33	32	.305	.330
1991 St. Louis	.285	150	550	96	157	30	3	3	50	83	36	35	.367	.380
1992 St. Louis	.295	132	518	73	153	20	2	0	31	59	34	43	.342	.367
1993 St. Louis	.288	141	545	75	157	22	6	1	53	43	18	21	.356	.337
1994 St. Louis	.262	98	381	51	100	18	3	3	30	38	26	6	.349	.327
1995 St. Louis	.199	44	156	16	31	5	1	0	11	17	12	4	.244	.282
1996 St. Louis	.282	82	227	36	64	10	2	2	18	25	9	7	.370	.358
ST. LOUIS TOTALS	.272	1990	7160	991	1944	338	50	27	664	876	423	433	.344	.350
MAJOR TOTALS	.262	2573	9396	1257	2460	402	69	28	793	1072	589	580	.328	.339

*Led League +Tied for League Lead

DIVISION SERIES RECORD

Year Club/Opp.	AVG	G	AB	R	H	2B	3B	HR	RBI	BB	SO	SB	SLG	OBP
1996 St.L. vs. S.D.	.333	2	3	1	1	0	0	0	0	2	0	0	.333	.600

LEAGUE CHAMPIONSHIP SERIES RECORD

Year Club/Opp.	AVG	G	AB	R	H	2B	3B	HR	RBI	BB	SO	SB	SLG	OBP
1982 St.L. vs. Atl.	.556	3	9	0	5	0	0	0	3	3	0	1	.556	.667
1985 St.L. vs. L.A.	.435	6	23	4	10	1	1	1	3	3	1	1	.696	.500
1987 St.L. vs. S.F.	.200	7	25	2	5	0	1	0	1	3	4	0	.280	.286
1996 St.L. vs. Atl.	.000	3	9	0	0	0	0	0	0	0	1	0	.000	.000
L.C.S. TOTALS	.303	19	66	6	20	1	2	1	7	9	6	2	.424	.387

WORLD SERIES RECORD

Year Club/Opp.	AVG	G	AB	R	H	2B	3B	HR	RBI	BB	SO	SB	SLG	OBP
1982 St.L. vs. Mil.	.208	7	24	3	5	0	0	0	1	3	0	1	.208	.296
1985 St.L. vs. K.C.	.087	7	23	1	2	0	0	0	0	4	0	1	.087	.222
1987 St.L. vs. Min.	.214	7	28	3	6	0	0	0	2	2	3	2	.214	.267
W.S. TOTALS	.173	21	75	7	13	0	0	0	3	9	3	4	.173	.262


ALL-STAR RECORD

Year Club	AVG	G	AB	R	H	2B	3B	HR	RBI	BB	SO	SB	SLG	OBP
1981 National	---	1	0	0	0	0	0	0	0	2	0	0	---	1.000
1982 National	.000	1	0	0	0	0	0	0	0	0	0	0	.000	.000
1983 National	.500	1	2	1	1	0	0	0	0	0	0	0	.500	.500
1984 National	.000	1	3	0	0	0	0	0	0	0	0	1	.000	.000
1985 National	.000	1	4	0	0	0	0	0	0	0	0	0	.000	.000
1986 National	---	1	0	0	0	0	0	0	0	0	0	0	---	---
1987 National	.000	1	2	0	0	0	0	0	0	0	0	0	.000	.000
1988 National	.000	1	2	0	0	0	0	0	0	0	1	0	.000	.000
1989 National	.250	1	4	0	1	0	0	0	0	0	0	0	.250	.250
1990 National	.000	1	1	0	0	0	0	0	0	0	0	0	.000	.000
1991 National	.000	1	1	0	0	0	0	0	0	1	0	0	.000	.500
1992 National	.333	1	3	0	1	1	0	0	0	0	1	0	.667	.333
1994 National	.333	1	3	0	1	0	0	0	0	0	0	0	.333	.333
1995 National	SELECTED, DID NOT PLAY DUE TO INJURY													
1996 National	---	1	0	0	0	0	0	0	0	0	0	0	---	---
A.S. TOTALS	.148	14	27	1	4	1	0	0	0	3	2	1	.185	.233

HISTORY



Retired Numbers

**RED SCHOENDIENST**
SECOND BASEMAN/MANAGER**2****FULL NAME:** Albert Fred (Red) Schoendienst**HEIGHT:** 6-0 **WEIGHT:** 170 **BATS:** Both **THROWS:** Right**BORN:** February 2, 1923 at Germantown, Illinois**DIED:** June 6, 2018 at St. Louis, Missouri**YEARS WITH CARDINALS:** 1945-56, 1961-76, 1979-95**NUMBER RETIRED:** 1996

The name Albert “Red” Schoendienst is synonymous with Cardinals baseball. After all, he wore the uniform for 45 seasons as a player, coach and manager and was involved with the organization for a total of 67 years.

It all started in 1945, when Schoendienst joined the club to fill in for left fielder Stan Musial, who was serving in the U.S. Navy. Schoendienst batted .278 with 47 RBI and a National League-leading 26 stolen bases. The following year, Musial returned to the Cardinals, and Schoendienst moved to third base and then shortstop before settling in at second base. St. Louis won the World Series over the Boston Red Sox as Schoendienst began to develop into one of the best hitting and fielding second basemen of all time.

In 1953, Schoendienst put together his finest season. He established career highs of a .342 batting average – second in the league to Carl Furrillo of the Brooklyn Dodgers (.344), 15 home runs and 79 RBI. In a surprising trade, Schoendienst was dealt to the New York Giants along with outfielder Jackie Brandt, pitcher Dick Littlefield, catcher Bill Sarni and shortstop Bobby Stephenson in exchange for shortstop Alvin Dark, catcher Ray Katt, pitcher Don Liddle and outfielder Whitey Lockman on June 14, 1956.

The following year, Schoendienst was traded to the Milwaukee Braves, who won the 1957 World Series and the 1958 N.L. pennant. He subsequently returned to St. Louis in 1961. On the Cardinals’ career lists, Schoendienst ranks fourth in pinch-hits (54), fifth in at-bats (6,841), sixth in games played (1,795) and runs (1,025), seventh in hits (1,980), eighth in doubles (352) and ninth in total bases (2,657). He led the N.L. with 200 hits in 1957, and seven times he either led or tied for the league lead in fielding percentage.

Schoendienst served as a coach on the 1964 World Championship team and was named manager when Johnny Keane resigned at the conclusion of the season. Schoendienst piloted St. Louis to a World Series victory over the Red Sox in 1967 and another N.L. pennant in 1968 en route to a 12-year tenure as skipper, the longest in franchise history until Tony La Russa surpassed him in 2008. Schoendienst’s 1,041 wins ranks second in franchise annals behind Tony La Russa (1,408).

A 10-time N.L. All-Star, Schoendienst socked a game-winning home run in the 14th inning of the 1950 Midsummer Classic off Ted Gray of the Detroit Tigers. It marked the switch-hitter’s first career homer batting right-handed. Schoendienst later managed the Senior Circuit to victories in 1968 and 1969. After a stint as coach with the Oakland A’s in 1977 and 1978, Schoendienst came back to St. Louis as a coach from 1979 to 1995. He filled in as interim manager in 1980 and 1990. From 1996 to 2018, Schoendienst served as special assistant to the general manager. Schoendienst was elected to the National Baseball Hall of Fame in 1989 by the Veterans Committee and was an inaugural member of the St. Louis Cardinals Hall of Fame in 2014. He was inducted into the Missouri Sports Hall of Fame in 1987.

PROMINENT CARDINALS WHO WORE NO. 2

- Leo Durocher, 1933-37
- Terry Moore, 1938



Red Schoendienst

COMPLETE RECORD

Year Club	AVG	G	AB	R	H	2B	3B	HR	RBI	BB	SO	SB	SLG	OBP
1942 Albany	.269	68	264	41	71	7	5	1	28	---	---	---	---	---
1943 Lynchburg	.472	9	36	8	17	2	0	0	5	---	---	---	---	---
Rochester	.337	136	555	81	187	21	5	6	37	38	19	20	---	---
1944 Rochester	.373	25	102	26	38	3	2	2	14	13	1	16	---	---
1945 St. Louis	.278	137	565	89	157	22	6	1	47	21	17	*26	.343	.305
1946 St. Louis	.281	142	606	94	170	28	5	0	34	37	27	12	.343	.322
1947 St. Louis	.253	151	659	91	167	25	9	3	47	47	27	6	.332	.304
1948 St. Louis	.272	119	408	64	111	21	4	4	36	28	16	1	.373	.319
1949 St. Louis	.297	151	640	102	190	25	2	3	54	51	18	8	.356	.351
1950 St. Louis	.276	153	642	81	177	*43	9	7	63	33	32	3	.403	.313
1951 St. Louis	.289	135	553	88	160	32	7	6	54	35	23	0	.405	.335
1952 St. Louis	.303	152	620	91	188	40	7	7	67	42	30	9	.424	.347
1953 St. Louis	.342	146	564	107	193	35	5	15	79	60	23	3	.502	.405
1954 St. Louis	.315	148	610	98	192	38	8	5	79	54	22	4	.428	.366
1955 St. Louis	.268	145	553	68	148	21	3	11	51	54	28	7	.376	.335
1956 St. Louis	.314	40	153	22	48	9	0	0	15	13	5	0	.373	.365
New York (NL)	.296	92	334	39	99	12	3	2	14	28	10	1	.368	.352
1957 New York (NL)	.307	60	254	36	78	12	3	9	33	13	6	2	.476	.337
Milwaukee	.310	90	394	55	122	19	5	6	32	20	9	1	.434	.348
1958 Milwaukee	.262	106	427	47	112	23	1	1	24	31	21	3	.328	.313
1959 Milwaukee	.000	5	3	0	0	0	0	0	0	0	0	0	.000	.000
1960 Milwaukee	.257	68	226	21	58	9	1	1	19	17	13	1	.319	.311
1961 St. Louis	.300	72	120	9	36	9	0	1	12	12	6	1	.400	.364
1962 St. Louis	.301	98	143	21	43	4	0	2	12	9	12	0	.371	.346
1963 St. Louis	.000	6	5	0	0	0	0	0	0	0	1	0	.000	.000
MAJOR TOTALS	.289	2216	8479	1223	2449	427	78	84	773	606	346	89	.387	.337

*Led League

WORLD SERIES RECORD

Year Club/Opp.	AVG	G	AB	R	H	2B	3B	HR	RBI	BB	SO	SB	SLG	OBP
1946 St.L. vs. Bos.	.233	7	30	3	7	1	0	0	1	0	2	1	.266	.233
1957 Mil. vs. N.Y.	.278	5	18	0	5	1	0	0	2	0	1	0	.333	.278
1958 Mil. vs. N.Y.	.300	7	30	5	9	3	1	0	0	2	1	0	.467	.344
W.S. TOTALS	.269	19	78	8	21	5	1	0	3	2	4	1	.359	.287

ALL-STAR RECORD

Year Club	AVG	G	AB	R	H	2B	3B	HR	RBI	BB	SO	SB	SLG	OBP
1946 National	.000	1	2	0	0	0	0	0	0	0	0	0	.000	---
1948 National	.000	1	4	0	0	0	0	0	0	0	0	0	.000	---
1949 National	1.000	1	1	0	1	0	0	0	0	0	0	0	1.000	---
1950 National	1.000	1	1	1	1	0	0	1	1	0	0	0	4.000	---
1951 National	---	1	0	0	0	0	0	0	0	0	0	0	.000	---
1952 National	SELECTED, DID NOT PLAY													
1953 National	.000	1	3	0	0	0	0	0	0	0	0	0	.000	---
1954 National	.000	1	2	0	0	0	0	0	0	0	0	0	.000	---
1955 National	.333	1	6	0	2	0	0	0	0	0	0	0	.333	---
1957 National	.000	1	2	0	0	0	0	0	0	0	0	0	.000	---
A.S. TOTALS	.190	9	21	1	4	0	0	1	1	0	0	0	.333	---

HISTORY



Retired Numbers

**STAN MUSIAL**
OUTFIELDER/FIRST BASEMAN**6****FULL NAME:** Stanley Frank Musial**HEIGHT:** 6-0 **WEIGHT:** 175 **BATTED:** Left **THREW:** Left**BORN:** November 21, 1920 at Donora, Pennsylvania**DIED:** January 19, 2013 at St. Louis, Missouri**YEARS WITH CARDINALS:** 1941-44, 1946-63**NUMBER RETIRED:** 1963

Simply stated, Stan Musial is “The Man.” Not only is he the greatest player in Cardinals history, he also is the most popular.

Musial played his entire 22-year career as an outfielder and first baseman in St. Louis. He is the franchise’s career leader in virtually every batting category: games played (3,026), at-bats (10,972), runs (1,949), hits (3,630), extra-base hits (1,377), doubles (725), triples (177), home runs (475), RBI (1,951), walks (1,605), intentional walks (298), total bases (6,134) and multi-hit games (1,059). His .331 average is fourth behind Rogers Hornsby (.359), Johnny Mize (.336) and Joe Medwick (.335). And, despite being an everyday player most of his career, Musial ranks ninth with 35 pinch-hits. He has the most walk-off homers in franchise history (12) and the second-most multiple-homer games (37), extra-inning homers (11) and grand slams (9) – behind Albert Pujols (42, 13 and 12, respectively).

After initially joining the Cardinals late in 1941, Musial arrived for good the following season, beginning a stretch of 16 straight years in which he batted .300 or better. In 1943, Musial led the National League with a .357 average, 220 hits, 48 doubles and 20 triples en route to earning the first of his three Most Valuable Player awards. Musial also was named MVP in 1946 (led league with .365 average, 124 runs, 228 hits, 50 doubles and 20 triples) and 1948 (topped N.L. with .376 average, 135 runs, 230 hits, 46 doubles, 18 triples and 131 RBI). All told, the sweet-swinging left-handed batter paced the Senior Circuit in batting seven times.

A member of four World Series teams (1942, 1943, 1944 and 1946), Musial was chosen to play in 24 All-Star Games (tied for the most in major league history with Hank Aaron and Willie Mays). His six home runs are the most in Midsummer Classic annals. He won the 1955 game with a 12th-inning homer off Frank Sullivan of the Boston Red Sox at County Stadium in Milwaukee.

On May 13, 1958, Musial collected the 3,000th hit of his career with a pinch-hit double off Moe Drabowsky of the Chicago Cubs at Wrigley Field. Musial finished his career with 3,630 hits. At the time of his retirement, he held major league records for extra-base hits and total bases and N.L. marks for runs, hits, doubles and RBI. He still has the fourth-most hits in baseball history – behind Pete Rose (4,256), Ty Cobb (4,190) and Hank Aaron (3,771).

Following his playing days, Musial was a long-time senior vice-president with the Cardinals and served as general manager when they won the 1967 World Series over the Boston Red Sox.

Musial was the first player in Cardinals history to have his uniform number retired, and he was a first-ballot National Baseball Hall of Fame inductee in 1969, receiving 93 percent of the votes from the Baseball Writers Association of America. He was selected to the Major League Baseball All-Century team in 1999 and was an inaugural member of the St. Louis Cardinals Hall of Fame in 2014. In 2015, Musial was voted by the fans as a member of Franchise Four, joining Lou Brock, Bob Gibson and Rogers Hornsby as one of the most impactful players who best represented the history of the Cardinals.

More than anything else, the personable Musial was a great emissary for all that is good about the game of baseball. A bronze statue of Musial stands outside Busch Stadium with the following words: “Here stands baseball’s perfect warrior. Here stands baseball’s perfect knight.” In 2010, Musial was chosen by former President Barack Obama to receive the Presidential Medal of Freedom, the highest civilian honor for a United States citizen.

PROMINENT CARDINALS WHO WORE NO. 6

- Jack Rothrock, 1934-35
- Red Schoendienst, 1945



Stan Musial

COMPLETE RECORD

Year Club	AVG	G	AB	R	H	2B	3B	HR	RBI	BB	SO	SB	SLG	OBP
1938 Williamson	.258	26	62	5	16	3	0	1	6	---	---	---	---	---
1939 Williamson	.352	23	71	10	25	3	3	1	9	---	---	---	---	---
1940 Daytona Beach	.311	113	405	55	126	17	10	1	70	---	---	---	---	---
1941 Springfield (Mo.)	.379	87	348	100	132	27	10	*26	94	---	---	---	---	---
Rochester	.326	54	221	43	72	10	4	3	21	---	---	---	---	---
St. Louis	.426	12	47	8	20	4	0	1	7	2	1	1	.574	.449
1942 St. Louis	.315	140	467	87	147	32	10	10	72	62	25	6	.490	.397
1943 St. Louis	*.357	157	617	108	*220	*48	*20	13	81	72	18	9	*.562	*.425
1944 St. Louis	.347	146	568	112	+197	*51	14	12	94	90	28	7	*.549	*.440
1945	DID NOT PLAY, MILITARY SERVICE													
1946 St. Louis	*.365	156	624	*124	*228	*50	*20	16	103	73	31	7	*.587	.434
1947 St. Louis	.312	149	587	113	183	30	13	19	95	80	24	4	.504	.398
1948 St. Louis	*.376	155	611	*135	*230	*46	*18	39	*131	79	34	7	*.702	*.450
1949 St. Louis	.338	157	612	128	*207	*41	+13	36	123	107	38	3	.624	*.438
1950 St. Louis	*.346	146	555	105	192	41	7	28	109	87	36	5	*.596	.437
1951 St. Louis	*.355	152	578	+124	205	30	+12	32	108	98	40	4	.614	.449
1952 St. Louis	*.336	154	578	+105	*194	*42	6	21	91	96	29	7	*.538	.432
1953 St. Louis	.337	157	593	127	200	*53	9	30	113	*105	32	3	.609	*.437
1954 St. Louis	.330	153	591	+120	195	*41	9	35	126	103	39	1	.607	.433
1955 St. Louis	.319	154	562	97	179	30	5	33	108	80	39	5	.566	.411
1956 St. Louis	.310	156	594	87	184	33	6	27	*109	75	39	2	.522	.390
1957 St. Louis	*.351	134	502	82	176	38	3	29	102	66	34	1	.612	*.428
1958 St. Louis	.337	135	472	64	159	35	2	17	62	72	26	0	.528	.426
1959 St. Louis	.255	115	341	37	87	13	2	14	44	60	25	0	.428	.367
1960 St. Louis	.275	116	331	49	91	17	1	17	63	41	34	1	.486	.358
1961 St. Louis	.288	123	372	46	107	22	4	15	70	52	35	0	.489	.376
1962 St. Louis	.330	135	433	57	143	18	1	19	82	64	46	3	.508	.420
1963 St. Louis	.255	124	337	34	86	10	2	12	58	35	43	2	.404	.329
MAJOR TOTALS	.331	3026	10972	1949	3630	725	177	475	1951	1599	696	78	.559	.418

*Led League. +Tied for league lead.

WORLD SERIES RECORD

Year Club/Opp.	AVG	G	AB	R	H	2B	3B	HR	RBI	BB	SO	SB	SLG	OBP
1942 St.L. vs. N.Y.	.222	5	18	2	4	1	0	0	2	4	0	0	.278	.364
1943 St.L. vs. N.Y.	.278	5	18	2	5	0	0	0	0	2	2	0	.278	.350
1944 St.L. vs. St.L.	.304	6	23	2	7	2	0	1	2	2	0	0	.522	.360
1946 St.L. vs. Bos.	.222	7	27	3	6	4	1	0	4	4	2	1	.444	.323
W.S. TOTALS	.256	23	86	9	22	7	1	1	8	12	4	1	.395	.347

ALL-STAR RECORD

Year Club	AVG	G	AB	R	H	2B	3B	HR	RBI	BB	SO	SB	SLG	OBP
1943 National	.250	1	4	0	1	1	0	0	1	0	0	0	.500	.250
1944 National	.250	1	4	1	1	0	0	0	1	0	0	0	.250	.250
1946 National	.000	1	2	0	0	0	0	0	0	0	0	0	.000	.000
1947 National	.000	1	1	0	0	0	0	0	0	0	0	0	.000	.000
1948 National	.500	1	4	1	2	0	0	1	2	1	1	0	1.250	.600
1949 National	.750	1	4	1	3	0	0	1	2	1	0	0	1.500	.800
1950 National	.000	1	5	0	0	0	0	0	0	1	0	0	.000	.167
1951 National	.500	1	4	1	2	0	0	1	1	1	0	1	1.250	.600
1952 National	.000	1	2	1	0	0	0	0	0	0	2	0	.000	.600
1953 National	.500	1	4	0	2	0	0	0	0	0	1	0	.500	.500
1954 National	.400	1	5	1	2	0	0	0	0	0	0	0	.400	.400
1955 National	.250	1	4	1	1	0	0	1	1	1	1	0	1.000	.400
1956 National	.250	1	4	1	1	0	0	1	1	0	1	0	1.000	.250
1957 National	.333	1	3	1	1	1	0	0	0	1	0	0	.667	.500
1958 National	.250	1	4	1	1	0	0	0	0	0	0	0	.250	.250
1959 National	.000	2	1	0	0	0	0	0	0	1	0	0	.000	.500
1960 National	1.000	2	2	1	2	0	0	1	1	0	0	0	2.500	1.000
1961 National	.000	2	2	0	0	0	0	0	0	0	1	0	.000	.000
1962 National	.333	2	3	0	1	0	0	0	0	0	0	0	.333	.333
1963 National	.000	1	1	0	0	0	0	0	0	0	0	0	.000	.000
A.S. TOTALS	.317	24	63	11	20	2	0	6	10	7	7	1	.635	.386

HISTORY



Retired Numbers

**ENOS SLAUGHTER**
OUTFIELDER**9****FULL NAME:** Enos Bradsher Slaughter**HEIGHT:** 5-9 **WEIGHT:** 190 **BATTED:** Left **THREW:** Right**BORN:** April 27, 1916 at Roxboro, North Carolina**DIED:** August 12, 2002 at Durham, North Carolina**YEARS WITH CARDINALS:** 1938-42, 1946-53**NUMBER RETIRED:** 1996

He didn't have the nickname, but Enos Slaughter was a genuine "Charlie Hustle." Throughout his career, he was known for his all-out style of play.

Slaughter dashed into baseball immortality in Game 7 of the 1946 World Series against the Boston Red Sox. With the score tied 3-3 in the bottom of the eighth inning, Slaughter led off with a single. He remained at first base as the next two batters were retired and then took off to steal second with left fielder Harry Walker at the plate. Walker stroked a double into center field, and Boston's Leon Culberson threw the ball to shortstop Johnny Pesky. While Pesky hesitated on the relay, Slaughter kept on running, ignoring third base coach Mike Gonzalez's stop sign and scoring what proved to be the series-deciding run.

Long before his "Mad Dash," Slaughter was a bona fide all-star. He broke into the major leagues with the Cardinals in 1938 and the next year led the National League with 52 doubles while batting .320. It was the first of four straight seasons in which Slaughter batted at a .300 clip. In 1942, he had a .318 average – second in the N.L. to Ernie Lombardi of the Boston Braves (.330) – and league-leading totals of 188 hits and 17 triples. St. Louis' outfield of Slaughter in right, Terry Moore in center and Stan Musial in left is regarded as the best in franchise history. The Cardinals won the 1942 World Championship over the New York Yankees.

After a three-year stint in the service, Slaughter returned to the Cardinals in 1949 and topped the league with 130 RBI to go with a .300 average and 18 home runs. In 1950 and 1952, Slaughter drove in 101 runs while hitting fewer than 15 home runs.

On April 11, 1954, Slaughter was traded to the Yankees for outfielder Bill Virdon, pitcher Mel Wright and minor league outfielder Emil Tellingier. Upon being told of the deal, Slaughter sat in front of his locker and cried. On the Cardinals' career lists, he ranks third in triples (135) and RBI (1,149); fourth in walks (838) and multi-hit games (597); fifth in games played (1,820), runs (1,071), extra-base hits (647) and total bases (3,138); sixth in at-bats (6,775) and hits (2,064); and seventh in doubles (366). He is the franchise career leader with 20 bases-loaded walks. Slaughter batted .300 in eight of his 13 seasons with the Cardinals.

Slaughter subsequently played for the Kansas City Athletics (1955-56) before returning to the Yankees (1956-59) and finishing his career with the Milwaukee Braves (1959). The Veterans Committee elected the 10-time All-Star, who was nicknamed "Country," into the National Baseball Hall of Fame in 1985, and he was an inaugural member of the St. Louis Cardinals Hall of Fame in 2014.

PROMINENT CARDINALS WHO WORE NO. 9

- Roger Maris, 1967-68
- Joe Torre, 1969-74, 1991-95
- Terry Pendleton, 1984-90



Enos Slaughter

COMPLETE RECORD

Year Club	AVG	G	AB	R	H	2B	3B	HR	RBI	BB	SO	SB	SLG	OBP
1935 Martinsville	.273	109	422	68	115	25	11	18	---	---	---	---	---	---
1936 Columbus	.325	151	569	106	185	31	*20	9	118	---	---	---	---	---
1937 Columbus	*.382	154	642	*147	*245	42	13	26	122	---	---	---	---	---
1938 St. Louis	.276	112	395	59	109	20	10	8	58	32	38	1	.438	.330
1939 St. Louis	.320	149	604	95	193	*52	5	12	86	44	53	2	.482	.371
1940 St. Louis	.306	140	516	96	158	25	13	17	73	50	35	8	.504	.370
1941 St. Louis	.311	113	425	71	132	22	9	13	76	53	28	4	.496	.390
1942 St. Louis	.318	152	591	100	*188	31	*17	13	98	88	30	9	.494	.412
1943	DID NOT PLAY, MILITARY SERVICE													
1944	DID NOT PLAY, MILITARY SERVICE													
1945	DID NOT PLAY, MILITARY SERVICE													
1946 St. Louis	.300	156	609	100	183	30	8	18	*130	69	41	9	.465	.374
1947 St. Louis	.294	147	551	100	162	31	13	10	86	59	27	4	.452	.366
1948 St. Louis	.321	146	549	91	176	27	11	11	90	81	29	4	.470	.409
1949 St. Louis	.336	151	568	92	191	34	+13	13	96	79	37	3	.511	.418
1950 St. Louis	.290	148	556	82	161	26	7	10	101	66	33	3	.415	.367
1951 St. Louis	.281	123	409	48	115	17	8	4	64	67	25	7	.391	.386
1952 St. Louis	.300	140	510	73	153	17	12	11	101	70	25	6	.445	.386
1953 St. Louis	.291	143	492	64	143	34	9	6	89	80	28	4	.433	.395
1954 New York (AL)	.248	69	125	19	31	4	2	1	19	28	8	0	.336	.386
1955 New York (AL)	.111	10	9	1	1	0	0	0	1	1	1	0	.111	.200
Kansas City	.322	108	267	49	86	12	4	5	34	40	17	2	.453	.408
1956 Kansas City	.278	91	223	37	62	14	3	2	23	29	20	1	.395	.362
New York (AL)	.289	24	83	15	24	4	2	0	4	5	6	1	.386	.330
1957 New York (AL)	.254	96	209	24	53	7	1	5	34	40	19	0	.368	.369
1958 New York (AL)	.304	77	138	21	42	4	1	4	19	21	16	2	.435	.396
1959 New York (AL)	.172	74	99	10	17	2	0	6	21	13	19	1	.374	.265
Milwaukee	.167	11	18	0	3	0	0	0	1	3	3	0	.167	.286
MAJOR TOTALS	.300	2380	7946	1247	2383	413	148	169	1304	1018	538	71	.453	.382

*Led League

+Tied for League Lead

WORLD SERIES RECORD

Year Club/Opp.	AVG	G	AB	R	H	2B	3B	HR	RBI	BB	SO	SB	SLG	OBP
1942 St.L. vs. N.Y.	.263	5	19	3	5	1	0	1	2	3	2	0	.474	.364
1946 St.L. vs. Bos.	.320	7	25	5	8	1	1	1	2	4	3	1	.560	.414
1956 N.Y. vs. Bro.	.350	6	20	6	7	0	0	1	4	4	0	0	.500	.458
1957 N.Y. vs. Mil.	.250	5	12	2	3	1	0	0	0	3	2	0	.333	.400
1958 N.Y. vs. Mil.	.000	4	3	1	0	0	0	0	0	1	1	0	.000	.250
W.S. TOTALS	.291	27	79	17	23	3	1	3	8	15	8	1	.468	.404


ALL-STAR RECORD

Year Club	AVG	G	AB	R	H	2B	3B	HR	RBI	BB	SO	SB	SLG	OBP
1941 National	.500	1	2	1	1	0	0	0	0	0	1	0	.500	---
1942 National	.500	1	2	0	1	0	0	0	0	0	0	0	.500	---
1946 National	.000	1	1	0	0	0	0	0	0	0	0	0	.000	---
1947 National	.000	1	3	0	0	0	0	0	0	1	0	0	.000	---
1948 National	.500	1	2	0	1	0	0	0	0	1	0	0	.500	---
1949 National	.000	1	1	0	0	0	0	0	0	0	0	0	.000	---
1950 National	.500	1	4	1	2	0	1	0	1	1	0	0	1.000	---
1951 National	.000	1	1	0	0	0	0	0	0	0	0	0	.000	---
1952 National	.500	1	2	0	1	1	0	0	0	0	1	0	1.000	---
1953 National	.667	1	3	2	2	0	0	0	1	1	0	1	.667	---
A.S. TOTALS	.381	10	21	4	8	1	1	0	2	4	2	1	.524	---

HISTORY



Retired Numbers

**TONY La RUSSA**
MANAGER**10****FULL NAME:** Anthony La Russa Jr.**BORN:** October 4, 1944 at Tampa, Florida**YEARS WITH CARDINALS:** 1996-2011**NUMBER RETIRED:** 2012

Tony La Russa was tantamount with winning.

As manager of the Cardinals from 1996 to 2011, La Russa amassed 1,408 victories. He became the winningest manager in franchise history Aug. 31, 2007, surpassing Red Schoendienst with No. 1,042.

La Russa also won championships in St. Louis: eight division titles, three National League pennants and the 2006 and 2011 World Series. All told, the Cardinals made nine postseason appearances in La Russa's franchise-most 16 seasons at the helm, and his teams finished first, second or third in the N.L. Central Division 13 times.

His finest hour may have been his last. Trailing the Texas Rangers three games to two in the 2011 World Series – and twice down to their final strike in Game 6 – the Cardinals rallied to force Game 7 and went on to capture the franchise's 11th world championship. It capped a magical two-month odyssey for the ball club, which had been staving off elimination seemingly at every turn since Aug. 25, when it trailed the N.L. wild card race by 10 1/2 games, and made the playoffs on the season's final day.

When La Russa announced his retirement Oct. 31, 2011, his 16 years of continuous service were the most among active managers/head coaches in the four major professional sports leagues.

Prior to the Cardinals, La Russa managed the Chicago White Sox (1979-86) and Oakland A's (1986-95). He returned to the White Sox for the 2021 season, becoming the first active Hall of Fame manager (not Hall of Fame player who became manager) in baseball annals. Over 34 seasons, La Russa has amassed 2,821 victories and managed 5,259 games, ranking second in Major League Baseball history behind Connie Mack (3,731 wins and 7,755 games).

La Russa is the only manager to win multiple pennants in both leagues and one of two to win a World Series title in both, following Sparky Anderson. La Russa's 71 postseason victories (50 with St. Louis, 19 with Oakland and 2 with Chicago) rank second to Joe Torre's 84 among big league skippers.

In Oakland, La Russa piloted the A's to four division titles, three American League pennants and the 1989 World Championship. He is the A's franchise leader with 798 wins. The 1983 White Sox won the A.L. Western Division to make their first postseason appearance in 24 years.

La Russa and Leo Durocher are the only managers in major league history to win 500 games with three different teams. La Russa was named Major League Manager of the Year in 1983 and 1996; A.L. Manager of the Year in 1983, 1988 and 1992; and N.L. Manager of the Year in 2002.

La Russa is the only manager to win an All-Star Game in both leagues, and he had a 4-2 record in the Midsummer Classic.

A native of Tampa, Fla., La Russa played second base, shortstop and third base in the majors for parts of six seasons with the Kansas City A's (1963), Oakland (1968-71), Atlanta (1971) and Chicago Cubs (1973).

Nineteen years before becoming manager of the Cardinals, La Russa served as a player-coach for the organization's New Orleans Triple-A affiliate in 1977. He began his managerial career a year later in the White Sox minor league system with Double-A Knoxville.

La Russa is a 1978 graduate of the Florida State University College of Law. He passed the bar exam in 1979 and became one of five lawyer/managers in baseball history, joining Monte Ward, Hughie Jennings, Miller Huggins and Branch Rickey.

In 2014, La Russa was inducted into the National Baseball Hall of Fame and was an inaugural member of the Cardinals Hall of Fame. He and his wife, Elaine, are the founders of Tony La Russa's Animal Rescue Foundation, which saves abandoned dogs and cats and finds them homes.

Before returning to the White Sox, La Russa served as an executive with Major League Baseball (2012-13), the Arizona Diamondbacks (2014-17), Boston Red Sox (2017-19) and Los Angeles Angels (2019-20).



Tony La Russa

MANAGERIAL RECORD

Year	Club	W	L	PCT.	FINISH
1979	Chicago (AL)	27	27	.500	5th
1980	Chicago (AL)	70	90	.438	5th
1981	Chicago (AL)	54	52	.509	*
1982	Chicago (AL)	87	75	.537	3rd
1983	Chicago (AL)	99	63	.611	1st
1984	Chicago (AL)	74	88	.457	5th
1985	Chicago (AL)	85	77	.525	3rd
1986	Chicago (AL)	26	38	.406	5th
1986	Oakland	45	34	.570	3rd
1987	Oakland	81	81	.500	3rd
1988	Oakland	104	58	.642	1st
1989	Oakland	99	63	.611	1st
1990	Oakland	103	59	.636	1st
1991	Oakland	84	78	.519	4th
1992	Oakland	96	66	.593	1st
1993	Oakland	68	94	.420	7th
1994	Oakland	51	63	.447	2nd
1995	Oakland	67	77	.465	4th
1996	St. Louis	88	74	.543	1st
1997	St. Louis	73	89	.451	4th
1998	St. Louis	83	79	.512	3rd
1999	St. Louis	75	86	.466	4th
2000	St. Louis	95	67	.586	1st
2001	St. Louis	93	69	.574	2nd
2002	St. Louis	97	65	.599	1st
2003	St. Louis	85	77	.525	3rd
2004	St. Louis	105	57	.648	1st
2005	St. Louis	100	62	.617	1st
2006	St. Louis	83	78	.516	1st
2007	St. Louis	78	84	.481	3rd
2008	St. Louis	86	76	.531	4th
2009	St. Louis	91	71	.562	1st
2010	St. Louis	86	76	.531	2nd
2011	St. Louis	90	72	.556	2nd
ST. LOUIS TOTALS		1408	1182	.544	
MAJOR TOTALS		2728	2365	.536	

* Split season due to players' strike. White Sox finished third in first half and sixth in second half.

**MAJOR LEAGUE BASEBALL
CAREER MANAGERIAL WINS**

Connie Mack	3,731
John McGraw	2,763
Tony La Russa	2,728

**ST. LOUIS CARDINALS
CAREER MANAGERIAL WINS**

Tony La Russa	1,408
Red Schoendienst	1,041
Whitey Herzog	822

PROMINENT CARDINALS WHO WORE NO. 10

- Johnny Mize, 1936-41
- Mike Tyson, 1972-78
- Tom Alston, 1954-55
- Ken Oberkfell, 1981-84

HISTORY



Retired Numbers

**KEN BOYER**
THIRD BASEMAN/MANAGER**14****FULL NAME:** Kenton Lloyd Boyer**HEIGHT:** 6-2 **WEIGHT:** 200 **BATTED:** Right **THREW:** Right**BORN:** May 20, 1931 at Liberty, Missouri**DIED:** September 7, 1982 at St. Louis, Missouri**YEARS WITH CARDINALS:** 1955-65, 1971-72, 1978-80**NUMBER RETIRED:** 1984

Only one player in Cardinals history has hit for the cycle twice. Ken Boyer accomplished the feat Sept. 14, 1961, against the Chicago Cubs and June 16, 1964, against the Houston Colt .45s.

Boyer was a solid all-around third baseman. He hit for average and power and earned five Gold Glove Awards for his fielding prowess. From 1958 to 1963, he averaged 26 home runs and 98 RBI to go with a .304 batting average. Then in 1964, Boyer was named the National League Most Valuable Player after batting .295 with 24 homers and a league-leading 119 RBI. In the World Series against the New York Yankees, Boyer clubbed a grand slam in Game 4 to give the Cardinals a 4-3 victory and contributed three hits and three runs to help St. Louis win the seventh and deciding game, 7-5.

An N.L. All-Star in 1956 and from 1959 to 1964, Boyer hit a two-run homer in the second 1960 game at Yankee Stadium and a solo blast in the 1964 contest at Shea Stadium. He was a .348 batter (8-for-23) in the Midsummer Classic.

"The Captain" was traded to the New York Mets on Oct. 20, 1965, in exchange for pitcher Al Jackson and third baseman Charley Smith. On the Cardinals' career lists, Boyer ranks third in home runs (255); sixth in RBI (1,001); seventh in at-bats (6,334), total bases (3,011) and sacrifice flies (48); eighth in runs (988); ninth in games played (1,667), hits (1,855) and extra-base hits (585); and 10th in walks (631). His seven grand slams are tied for third in club history behind Albert Pujols (12) and Stan Musial (9).

Being a native Missourian, Boyer was always a Cardinal at heart. He returned to the organization as a minor league manager in 1970 and again from 1973 to 1976 and served as a major league coach in 1971 and 1972. He replaced Vern Rapp as manager of the big league club on April 29, 1978, and piloted the Cardinals to an 86-76 record and third-place finish in the N.L. Eastern Division the following year. But, in 1980, with expectations high, the Cardinals never got on track, and Boyer was dismissed June 8 after a 6-4 loss in the first game of a double-header against the Montreal Expos dropped their record to 18-33.

Boyer was diagnosed with lung cancer in the early 1980s, and the disease ultimately took his life in 1982 at just 51 years of age. He was an inaugural member of the Cardinals Hall of Fame in 2014.

PROMINENT CARDINALS WHO WORE NO. 14

- Burgess Whitehead, 1934-35
- Gerry Staley, 1947-54



Ken Boyer

COMPLETE RECORD

Year Club	AVG	G	AB	R	H	2B	3B	HR	RBI	BB	SO	SB	SLG	OBP
1949 Lebanon	.455	16	33	10	15	1	1	3	9	---	---	---	---	---
1950 Hamilton	.342	80	240	41	82	17	6	9	61	---	---	---	---	---
1951 Omaha	.306	151	565	87	173	28	7	14	90	---	---	---	---	---
1952	DID NOT PLAY, MILITARY SERVICE													
1953	DID NOT PLAY, MILITARY SERVICE													
1954 Houston	.319	159	634	116	202	42	7	21	116	---	---	---	---	---
1955 St. Louis	.264	147	530	78	140	27	2	18	62	37	67	22	.425	.313
1956 St. Louis	.306	150	595	91	182	30	2	26	98	38	65	8	.494	.349
1957 St. Louis	.265	142	544	79	144	18	3	19	62	44	77	12	.414	.321
1958 St. Louis	.307	150	570	101	175	21	9	23	90	49	53	11	.496	.365
1959 St. Louis	.309	149	563	86	174	18	5	28	94	67	77	12	.508	.384
1960 St. Louis	.304	151	552	95	168	26	10	32	97	56	77	8	.562	.373
1961 St. Louis	.329	153	589	109	194	26	11	24	95	68	91	6	.533	.400
1962 St. Louis	.291	160	611	92	178	27	5	24	98	75	104	12	.470	.370
1963 St. Louis	.285	159	617	86	176	28	2	24	111	70	90	1	.454	.360
1964 St. Louis	.295	162	628	100	185	30	10	24	*119	70	85	3	.489	.367
1965 St. Louis	.260	144	535	71	139	18	2	13	75	57	73	2	.374	.332
1966 New York (NL)	.266	136	496	62	132	28	2	14	61	30	64	4	.415	.308
1967 New York (NL)	.235	56	166	17	39	7	2	3	13	26	22	2	.355	.339
Chicago (AL)	.261	57	180	17	47	5	1	4	21	7	25	0	.367	.289
1968 Chicago (AL)	.125	10	24	0	3	0	0	0	0	1	6	0	.125	.160
Los Angeles (NL)	.271	83	221	20	60	7	2	6	41	16	34	2	.403	.324
1969 Los Angeles (NL)	.206	25	34	0	7	2	0	0	4	2	7	0	.265	.250
MAJOR TOTALS	.287	2034	7455	1104	2143	318	68	282	1141	713	1017	105	.462	.351

*Led League

WORLD SERIES RECORD

Year Club/Opp.	AVG	G	AB	R	H	2B	3B	HR	RBI	BB	SO	SB	SLG	OBP
1964 St.L. vs. N.Y.	.222	7	27	5	6	1	0	2	6	1	5	0	.481	.250

ALL-STAR RECORD

Year Club	AVG	G	AB	R	H	2B	3B	HR	RBI	BB	SO	SB	SLG	OBP
1956 National	.600	1	5	1	3	0	0	0	1	0	0	0	.600	.600
1959 National	.333	2	3	1	1	0	0	0	0	1	0	0	.333	.500
1960 National	1.000	2	1	1	1	0	0	1	2	1	0	0	1.000	1.000
1961 National	.000	1	2	0	0	0	0	0	0	1	2	0	.000	.333
1962 National	.200	2	5	0	1	0	0	0	0	0	1	0	.200	.200
1963 National	.000	1	3	0	0	0	0	0	0	0	0	0	.000	.000
1964 National	.500	1	4	1	2	0	0	1	1	0	1	0	1.250	.500
A.S. TOTALS	.348	10	23	4	8	0	0	2	4	3	4	0	.609	.423

HISTORY



Retired Numbers

**DIZZY DEAN**
PITCHER**17****FULL NAME:** Jay Hanna (Dizzy) Dean**HEIGHT:** 6-2 **WEIGHT:** 182 **BATTED:** Right **THREW:** Right**BORN:** January 16, 1910 at Lucas, Arkansas**DIED:** July 17, 1974 at Reno, Nevada**YEARS WITH CARDINALS:** 1930, 1932-37**NUMBER RETIRED:** 1974

Dizzy Dean was the prototypical member of the Gas House Gang. The right-handed pitcher was one of baseball's zaniest characters. He also was a warrior and a winner.

After a cup of coffee with the Cardinals in 1930, Dean became a mainstay two years later. He put together his best season in 1934, going 30-7 with a 2.66 ERA and 195 strikeouts. Dean led the National League in wins and strikeouts and ranked second in ERA en route to being named the Most Valuable Player. He is the only pitcher in Cardinals history to win 30 games and the last N.L. hurler to accomplish the feat. St. Louis won the World Series that year over the Detroit Tigers four games to three, with Dean and his brother, Paul, accounting for all four victories. Dizzy fired a six-hit shutout in an 11-0 Game 7 win.

Dean, who led the league with 28 wins in 1935, was selected to four consecutive All-Star Games from 1934 to 1937. He was the winning pitcher in 1936 and the loser in 1937. But Dean lost more than the game in 1937. A line drive off the bat of Cleveland Indians' outfielder Earl Averill in the third inning broke one of Dean's toes. Dean refused to take time off to let the injury heal, and he began utilizing an unnatural pitching delivery that led to an arm injury from which he never fully recovered.

On April 16, 1938, the Cardinals traded Dean to the Chicago Cubs in exchange for pitchers Clyde Shoun and Curt Davis, outfielder Tuck Stainback and \$185,000. On the Cardinals' career lists, Dean ranks third in strikeouts (1,095), sixth in complete games (141) and shutouts (23), seventh in wins (134) and 10th in innings pitched (1,737.1). His .641 winning percentage is tops among pitchers with a minimum of 1,500 innings, while his 2.99 ERA ranks fifth.

Dean was known for his fun-loving lifestyle and story telling as much as his success. In a double-header against the Brooklyn Dodgers at Sportsman's Park on Sept. 21, 1934, Dizzy authored a three-hit shutout in the opener and Paul followed with a no-hitter. "Gee whiz," Dizzy said afterwards. "If I'd a known Paul was gonna do it, I'd a thrown one, too."

Following his playing days, Dean was a colorful broadcaster who became an ambassador for baseball. He was inducted into the National Baseball Hall of Fame in 1953 and was an inaugural member of the Cardinals Hall of Fame in 2014.

PROMINENT CARDINALS WHO WORE NO. 17

- Joe Garagiola, 1947-51
- Bobby Tolan, 1966-68
- Vinegar Bend Mizell, 1956-58



Dizzy Dean

COMPLETE RECORD

Year	Club	W-L	ERA	G	GS	CG	SHO	SV	IP	H	R	ER	BB	SO	BA
1930	St. Joseph	17-8	3.69	32	---	---	---	---	217.0	204	118	89	77	134	---
	Houston	8-2	2.82	14	---	---	---	---	85.0	62	31	27	49	95	---
	St. Louis	1-0	1.00	1	1	1	0	---	9.0	3	1	1	3	5	.103
1931	Houston	*26-10	+1.53	41	---	---	---	---	304.0	210	71	53	90	*303	---
1932	St. Louis	18-15	3.30	46	33	16	+4	---	*286.0	280	122	105	102	*191	.260
1933	St. Louis	20-18	3.04	*48	34	+26	3	---	293.0	279	113	99	64	*199	.250
1934	St. Louis	*30-7	2.66	50	33	24	*7	---	311.2	288	110	92	75	*195	.241
1935	St. Louis	*28-12	3.04	50	36	*29	3	---	*325.1	324	126	110	77	*190	.256
1936	St. Louis	24-13	3.17	+51	34	*28	2	---	*315.0	310	128	111	53	195	.253
1937	St. Louis	13-10	2.69	27	25	17	4	---	197.1	200	76	59	33	120	.259
1938	Chicago (NL)	7-1	1.81	13	10	3	1	---	74.2	63	20	15	8	22	.226
1939	Chicago (NL)	6-4	3.36	19	13	7	2	---	96.1	98	40	36	17	27	.261
1940	Chicago (NL)	3-3	5.17	10	9	3	0	---	54.0	68	35	31	20	18	.306
	Tulsa	8-8	3.17	21	---	---	---	---	142.0	149	69	50	19	51	---
1941	Chicago (NL)	0-0	18.00	1	1	0	0	---	1.0	3	3	2	0	1	.429
1947	St. Louis (AL)	0-0	0.00	1	1	0	0	---	4.0	3	0	0	1	0	.231
MAJOR TOTALS		150-83	3.02	317	230	154	26	---	1967.1	1919	774	661	453	1163	.253

*Led League

+Tied for League Lead

WORLD SERIES RECORD

Year	Club/Opp.	W-L	ERA	G	GS	CG	SHO	SV	IP	H	R	ER	BB	SO	BA
1934	St. L. vs. Det.	2-1	1.73	3	3	2	1	0	26.0	20	6	5	5	17	---
1938	Chi. (NL) vs. N.Y. (AL)	0-1	6.48	2	1	0	0	0	8.1	8	6	6	1	2	---
W.S. TOTALS		2-2	2.88	5	4	2	1	0	34.1	28	12	11	6	19	---

ALL-STAR RECORD

Year	Club	W-L	ERA	G	GS	CG	SHO	SV	IP	H	R	ER	BB	SO	BA
1934	National	0-0	3.00	1	0	0	0	0	3.0	5	1	1	1	4	---
1935	National	0-0	0.00	1	0	0	0	0	1.0	1	0	0	1	1	---
1936	National	1-0	0.00	1	1	0	0	0	3.0	0	0	0	2	3	---
1937	National	0-1	6.00	1	1	0	0	0	3.0	4	2	2	1	2	---
A.S. TOTALS		1-1	2.70	4	2	0	0	0	10.0	10	3	3	5	10	---

HISTORY



Retired Numbers

**LOU BROCK**
OUTFIELDER**20****FULL NAME:** Louis Clark Brock**HEIGHT:** 5-11 **WEIGHT:** 170 **BATS:** Left **THROWS:** Left**BORN:** June 18, 1939 at El Dorado, Arkansas**DIED:** September 6, 2020 at St. Louis, Missouri**YEARS WITH CARDINALS:** 1964-79**NUMBER RETIRED:** 1979

If it's been said once, it's been said a million times. The Cardinals' acquisition of outfielder Lou Brock from the Chicago Cubs on June 15, 1964, ranks as perhaps the greatest steal in baseball history. St. Louis traded pitchers Ernie Broglio and Bobby Shantz and outfielder Doug Clemens in exchange for Brock and pitchers Jack Spring and Paul Toth.

Over the course of his career with the Cardinals, Brock established himself as the most prolific base stealer in baseball history to that time. His 938 stolen bases stood as the major league record until Rickey Henderson bettered the mark in 1991. Brock's total remains the National League standard, and he owns the major league record with 12 seasons of 50 or more steals. Brock led the N.L. in thefts on eight occasions (1966 to 1969 and 1971 to 1974). He set the season record with 118 in 1974, bettering Maury Wills' mark of 104 during the 1962 campaign. In 1978, the N.L. announced that its annual stolen base leader would receive the Lou Brock Award, making Brock the first active player to have an award named after him.

But Brock was more than a base burglar. He was a career .293 batter with 3,023 hits. Seven times he batted at a .300 or better clip. In 1967, Brock slugged 21 home runs and had 76 RBI from the leadoff spot. He also had 52 stolen bases, making him the first player in baseball history with 20 homers and 50 steals. The following year, Brock topped the N.L. in doubles (46), triples (14) and stolen bases (62), becoming the first player in the Senior Circuit to do so since Honus Wagner of the Pittsburgh Pirates in 1908. Brock joined the 3,000-hit club Aug. 13, 1979, with a fourth-inning single off Dennis Lamp of the Chicago Cubs at Busch Stadium. Brock's 3,023 career hits rank 28th on baseball's all-time list through 2021.

Upon his arrival in St. Louis, Brock paid immediate dividends, batting .348 for the balance of the 1964 season and propelling the Cardinals from eighth place in the N.L. to a World Championship over the New York Yankees. The Cardinals won the World Series again in 1967 over the Boston Red Sox and were N.L. champions in 1968. Brock was at his best in post-season play. His .391 career batting average (34-for-87) ranks as the third-best in World Series history, while his 14 stolen bases are tied for the most all time with Eddie Collins of the Philadelphia Athletics and Chicago White Sox. Brock holds the Fall Classic record for stolen bases in a single series (7 in both 1967 and 1968).

On the Cardinals' career lists, Brock ranks first in stolen bases (888 – Vince Coleman is second with 549); second in games played (2,289), at-bats (9,125), runs (1,427), hits (2,713) and multi-hit games (788); third in doubles (434) and total bases (3,776); fourth in triples (121), extra-base hits (684) and intentional walks (118); and seventh in walks (681). His 21 career leadoff home runs are the second-most in club annals behind Matt Carpenter (24).

Brock remained active in baseball after retiring as a player following the 1979 season. He worked in the Cardinals' broadcast booth from 1981 to 1984; was a base-running consultant for the Minnesota Twins in 1987, Los Angeles Dodgers in 1988 and Montreal Expos in 1993; and served as a special instructor for the Cardinals (base running and outfield play) from 1995-2020.

The six-time N.L. All-Star was a first-ballot National Baseball Hall of Fame inductee in 1985 and was an inaugural member of the St. Louis Cardinals Hall of Fame in 2014. He was voted the left fielder on the All-Busch Stadium II team in 2005. In 2015, Brock was voted by the fans as a member of Franchise Four, joining Bob Gibson, Rogers Hornsby and Stan Musial as one of the most impactful players who best represented the history of the Cardinals.



Lou Brock

COMPLETE RECORD

Year	Club	AVG	G	AB	R	H	2B	3B	HR	RBI	BB	SO	SB	SLG	OBP
1961	St. Cloud	.361	128	501	117	181	33	6	14	82	51	105	38	.535	---
	Chicago (NL)	.091	4	11	1	1	0	0	0	0	1	3	0	.091	.167
1962	Chicago (NL)	.263	123	434	73	114	24	7	9	35	35	96	16	.412	.322
1963	Chicago (NL)	.258	148	547	79	141	19	11	9	37	31	122	24	.382	.302
1964	Chicago (NL)	.251	52	215	30	54	9	2	2	14	13	40	10	.340	.300
	St. Louis	.348	103	419	81	146	21	9	12	44	27	87	33	.527	.391
1965	St. Louis	.288	155	631	107	182	35	8	16	69	45	116	63	.445	.345
1966	St. Louis	.285	156	643	94	183	24	12	15	46	31	134	*74	.429	.321
1967	St. Louis	.299	159	689	+113	206	32	12	21	76	24	109	*52	.472	.328
1968	St. Louis	.279	159	660	92	184	*46	*14	6	51	46	124	*62	.418	.329
1969	St. Louis	.298	157	665	97	195	33	10	12	47	50	115	*53	.434	.349
1970	St. Louis	.304	155	664	114	202	29	5	13	57	60	99	51	.422	.363
1971	St. Louis	.313	157	640	*126	200	37	7	7	61	76	107	*64	.425	.386
1972	St. Louis	.311	153	621	81	193	29	8	3	42	47	93	*63	.393	.360
1973	St. Louis	.297	160	650	110	193	29	8	7	63	71	112	*70	.398	.366
1974	St. Louis	.306	153	635	105	194	25	7	3	48	61	88	*118	.381	.368
1975	St. Louis	.309	136	528	78	163	27	6	3	47	38	64	56	.400	.359
1976	St. Louis	.301	133	498	73	150	24	5	4	67	35	75	56	.394	.348
1977	St. Louis	.272	141	489	69	133	22	6	2	46	30	74	35	.354	.317
1978	St. Louis	.221	92	298	31	66	9	0	0	12	17	29	17	.252	.263
1979	St. Louis	.304	120	405	56	123	15	4	5	38	23	43	21	.398	.346
MAJOR TOTALS		.293	2616	10332	1610	3023	486	141	149	900	761	1730	938	.410	.344

*Led league

+Tied for league lead

WORLD SERIES RECORD

Year	Club/Opp.	AVG	G	AB	R	H	2B	3B	HR	RBI	BB	SO	SB	SLG	OBP
1964	St.L. vs. N.Y.	.300	7	30	2	9	2	0	1	5	0	3	0	.467	.300
1967	St.L. vs. Bos.	.414	7	29	8	12	2	1	1	3	2	3	7	.655	.452
1968	St.L. vs. Det.	.464	7	28	6	13	3	1	2	5	3	4	7	.857	.516
W.S. TOTALS		.391	21	87	16	34	7	2	4	13	5	10	14	.655	.424

ALL-STAR RECORD

Year	Club	AVG	G	AB	R	H	2B	3B	HR	RBI	BB	SO	SB	SLG	OBP
1967	National	.000	1	2	0	0	0	0	0	0	0	0	0	.000	.000
1971	National	.000	1	1	0	0	0	0	0	0	0	0	0	.000	.000
1972	National	SELECTED, DID NOT PLAY													
1974	National	1.000	1	1	1	1	0	0	0	0	0	0	1	1.000	1.000
1975	National	.333	1	3	1	1	0	0	0	0	0	0	1	.333	.333
1979	National	1.000	1	1	0	1	0	0	0	0	0	0	0	1.000	1.000
A.S. TOTALS		.375	5	8	2	3	0	0	0	0	0	0	2	.375	.375

PROMINENT CARDINALS WHO WORE NO. 20

- Burleigh Grimes, 1933-34
- George Munger, 1946-52
- Wally Moon, 1954-58

HISTORY



Retired Numbers

**TED SIMMONS**
CATCHER/FIRST BASEMAN**23****FULL NAME:** Ted Lyle Simmons**HEIGHT:** 5-11 **WEIGHT:** 193 **BATTED:** Switch **THREW:** Right**BORN:** August 9, 1949 at Highland Park, Michigan**YEARS WITH CARDINALS:** 1968-80**NUMBER RETIRED:** 2020

Ted Simmons was a switch-hitting catcher for the Cardinals and a fan favorite from 1968 to 1980 as part of a 21-year major league career that eventually led to his election to the National Baseball Hall of Fame.

Simmons was selected by the Cardinals in the first round (10th overall) of the 1967 MLB June Amateur Draft. He made his big league debut a year later at age 19 and went on to become a six-time All-Star with the Cardinals: 1972, 1973, 1974, 1977, 1978 and 1979. He was voted the National League starter in 1978, ending Johnny Bench's streak of nine straight starts.

Simmons placed in the top 10 in the N.L. in batting average and RBI five times with the Cardinals. He was runner-up for the batting crown with a .332 average in 1975, when he had 18 home runs and 100 RBI and finished sixth in Most Valuable Player voting. Simmons boasted two other top-10 MVP campaigns (ninth in 1977 and 10th in 1972) and won a Silver Slugger Award in 1980 (its inaugural season). From 1972 to 1978, he played an average of 153 games per season.

On the Cardinals' career lists, Simmons ranks third in sacrifice flies (67), eighth in RBI (929), ninth in home runs (172) and 10th in total bases (2,626). A .298 batter, he is third with 151 intentional walks and tied for third with seven grand slams – trailing only Stan Musial and Albert Pujols in both categories. His 1,439 games behind the plate are second to Yadier Molina in franchise history. Simmons holds season records for home runs (26 in 1979) and RBI (96 in 1972) by a catcher.

Acclaimed for handling pitchers with aplomb, Simmons caught two no-hitters – Bob Gibson at Pittsburgh on Aug. 14, 1971, and Bob Forsch against Philadelphia on April 16, 1978 – and 122 shutouts (eighth-most in baseball history).

On Dec. 12, 1980, the Cardinals traded Simmons, Rollie Fingers and Pete Vuckovich to the Milwaukee Brewers in exchange for Sixto Lezcano, Lary Sorensen, Dave LaPoint and David Green. Simmons was instrumental in helping the Brewers reach the World Series for the first time in franchise history in 1982 against the Cardinals. In Game 1 of the Fall Classic – his first time back in St. Louis – Simmons socked a home run, and he hit another one the next night.

Simmons played in Milwaukee through the 1985 season and then spent three years with the Atlanta Braves before retiring. For his career, he slashed .285/.348/.437 with 2,472 hits, 248 home runs and 1,389 RBI. He drew 855 walks and struck out only 694 times in 8,680 at-bats.

Simmons returned to the Cardinals as director of player development from 1988 to 1991 and then was general manager of the Pittsburgh Pirates for a year before becoming a coach, advisor and scout with several organizations.

Simmons was a member of the Hall of Fame Class of 2020 after receiving 13 votes from the 16-member Modern Baseball Era Committee. His selection came 25 years after receiving just 3.7% of the vote by the Baseball Writers' Association of America in his year first of eligibility and being dropped from the ballot. He was the 19th catcher inducted and merely the eighth who debuted after World War II, following Roy Campanella (1969), Yogi Berra (1972), Bench (1989), Carlton Fisk (2000), Gary Carter (2003), Mike Piazza (2016) and Ivan Rodriguez (2017).

Nicknamed "Simba" for his shoulder-length hair that resembled a lion's mane, Simmons was voted the catcher on the All-Busch Stadium II team in 2005 and was inducted into the Cardinals Hall of Fame in 2015.

**PROMINENT CARDINALS
WHO WORE NO. 23**

- David Freese, 2009-13
- Fernando Tatís, 1998-2000
- Bernard Gilkey, 1990-95
- Sam Jones, 1957-58
- Max Lanier, 1940-51



Ted Simmons

COMPLETE RECORD

Year	Club	AVG	G	AB	R	H	2B	3B	HR	RBI	BB	SO	SB	SLG	OBP
1967	Cedar Rapids	.269	47	171	15	46	11	2	4	34	21	19	1	.427	.342
	GCL Cardinals	.350	6	20	5	7	1	1	2	8	2	3	1	.800	.435
1968	Modesto	.331	136	493	86	163	30	2	28	117	71	66	7	.570	.415
	St. Louis	.333	2	3	0	1	0	0	0	0	1	1	0	.333	.500
1969	Tulsa	.317	129	499	80	158	33	4	16	88	74	38	11	.495	.365
	St. Louis	.214	5	14	0	3	0	1	0	3	1	1	0	.357	.250
1970	Tulsa	.373	15	51	10	19	4	1	1	8	2	11	1	.549	.476
	St. Louis	.243	82	284	29	69	8	2	3	24	37	37	2	.317	.333
1971	St. Louis	.304	133	510	64	155	32	4	7	77	50	36	1	.424	.347
1972	St. Louis	.303	152	594	70	180	36	6	16	96	57	29	1	.465	.336
1973	St. Louis	.310	161	619	62	192	36	2	13	91	47	61	2	.438	.370
1974	St. Louis	.272	152	599	66	163	33	6	20	103	35	47	0	.447	.327
1975	St. Louis	.332	157	581	80	193	32	3	18	100	35	63	1	.491	.396
1976	St. Louis	.291	150	546	60	159	35	3	5	75	35	73	0	.394	.371
1977	St. Louis	.318	150	516	82	164	25	3	21	95	37	79	2	.500	.408
1978	St. Louis	.287	152	516	71	148	40	5	22	80	39	77	1	.512	.377
1979	St. Louis	.283	123	448	68	127	22	0	26	87	34	61	0	.507	.369
1980	St. Louis	.303	145	495	84	150	33	2	21	98	45	59	1	.505	.375
1981	Milwaukee	.216	100	380	45	82	13	3	14	61	32	23	0	.376	.262
1982	Milwaukee	.269	137	539	73	145	29	0	23	97	40	32	0	.451	.309
1983	Milwaukee	.308	153	600	76	185	39	3	13	108	51	41	4	.448	.351
1984	Milwaukee	.221	132	497	44	110	23	2	4	52	40	30	3	.300	.269
1985	Milwaukee	.273	143	528	60	144	28	2	12	76	32	57	1	.402	.342
1986	Atlanta	.252	76	127	14	32	5	0	4	25	14	12	1	.386	.313
1987	Atlanta	.277	73	177	20	49	8	0	4	30	23	21	1	.390	.350
1988	Atlanta	.196	78	107	6	21	6	0	2	11	9	15	0	.308	.293
ST. LOUIS TOTALS		.298	1564	5725	736	1704	332	37	172	929	624	453	11	.459	.366
MAJOR TOTALS		.285	2456	8680	1074	2472	483	47	248	1389	694	855	21	.437	.348

DIVISION SERIES RECORD

Year	Club/Opp.	AVG	G	AB	R	H	2B	3B	HR	RBI	BB	SO	SB	SLG	OBP
1981	MIL vs. NYN	.222	5	18	1	4	1	0	1	4	2	2	0	.444	.300

LEAGUE CHAMPIONSHIP SERIES RECORD

Year	Club/Opp.	AVG	G	AB	R	H	2B	3B	HR	RBI	BB	SO	SB	SLG	OBP
1982	MIL vs. CAL	.167	5	18	3	3	0	0	0	1	1	4	0	.167	.367

WORLD SERIES RECORD

Year	Club/Opp.	AVG	G	AB	R	H	2B	3B	HR	RBI	BB	SO	SB	SLG	OBP
1982	MIL vs. STL	.174	7	23	2	4	0	0	2	3	5	3	0	.435	.321


ALL-STAR RECORD

Year	Club	AVG	G	AB	R	H	2B	3B	HR	RBI	BB	SO	SB	SLG	OBP
1972	National														
						SELECTED - DID NOT PLAY									
1973	National	.000	1	1	0	0	0	0	0	0	0	1	0	.000	.000
1974	National														
						SELECTED - DID NOT PLAY									
1977	National	.000	1	3	0	0	0	0	0	0	0	0	0	.000	.000
1978	National	.333	1	3	0	1	0	0	0	0	0	1	0	.333	.333
1979	National														
						SELECTED - DID NOT PLAY									
1981	American	1.000	1	1	0	1	0	0	0	1	0	0	0	1.000	1.000
1983	American	.000	1	2	0	0	0	0	0	0	0	0	0	.000	.000
A.S. TOTALS		.200	5	10	0	2	1	0	0	1	0	2	0	.200	.200

HISTORY



Retired Numbers

**WHITEY HERZOG**
MANAGER**24****FULL NAME:** Dorrel Norman Elvert Herzog**BORN:** November 9, 1931 at New Athens, Illinois**YEARS WITH CARDINALS:** 1980-90**NUMBER RETIRED:** 2010

Baseball in St. Louis was reborn in the 1980s under Whitey Herzog.

A native of New Athens, Ill., in the Metro East area of St. Louis, Herzog managed the Cardinals from 1980 to 1990. He ranks third in franchise history with 822 victories – trailing only Tony La Russa (1,408) and Red Schoendienst (1,041) – and his teams won three National League pennants and the 1982 World Series.

Hand-picked by club president August Busch Jr., Herzog took over the Redbirds on June 9, 1980. Two months later, Herzog turned over his on-field managerial duties to become general manager and have more direct involvement in player personnel. He assumed the dual role of field manager and general manager in October. At the winter meetings that December, Herzog began to transform the Cardinals with three blockbuster trades involving 21 players. He envisioned a team built on speed and defense in spacious Busch Stadium.

St. Louis posted the best record in the N.L. in 1981 but finished second in the Eastern Division in both halves of the strike-interrupted season and did not make the playoffs. Herzog relinquished his general manager duties on Opening Day of the 1982 season. The Cardinals went on to win the World Series with a thrilling seven-game victory over the Milwaukee Brewers. It marked the franchise's first championship in 15 years.

Two more pennants followed in 1985 and 1987. Meanwhile, fans flocked to Busch Stadium to watch the Cardinals' entertaining style of play that became known as "Whiteyball." In Herzog's eight full seasons as skipper, St. Louis drew at least 2.4 million spectators annually while topping the 3-million plateau for the first two times in club annals (1987 and 1989). Herzog, who valued his sterling relationship with Busch, resigned July 5, 1990, less than a year after Busch died, and did not manage again.

Before coming to St. Louis, Herzog managed the Texas Rangers (1973), California Angels (1974 on an interim basis) and Kansas City Royals (1975-79). The Royals won three straight American League Western Division titles from 1976 to 1978 but fell to the New York Yankees in the League Championship Series all three times.

Herzog's lifetime managerial record was 1,281-1,125, a .532 winning percentage. His win total ranks 37th on baseball's all-time list through 2021. He was named the 1982 Major League Manager of the Year and 1985 N.L. Manager of the Year. The charismatic "White Rat" also spent time as a big league coach, farm system director and scout and briefly served as general manager of the Angels in 1993 and 1994.

Primarily an outfielder during an eight-year big-league playing career, Herzog batted .257 with 25 home runs and 172 RBI for the Washington Senators (1956-58), Kansas City Athletics (1958-60), Baltimore Orioles (1961-62) and Detroit Tigers (1963).

As a minor leaguer with the McAlester (Okla.) Rockets in 1949, Herzog was christened with the name "Whitey" by sportscaster Bill Speith for his light-colored hair.

Herzog was elected to the National Baseball Hall of Fame in 2010 by the Veterans Committee. Two days before the enshrinement ceremonies July 25, Cardinals chairman Bill DeWitt Jr. announced that Herzog's number 24 would be retired by the organization. Herzog wore No. 3 in 1980, but infielder Ken Oberkfell gave up No. 24 after the season and Herzog took it. Herzog was voted the manager on the All-Busch Stadium II team in 2005 and was an inaugural member of the Cardinals Hall of Fame in 2014.



Whitey Herzog

MANAGERIAL RECORD

Year	Club	W	L	PCT.	FINISH
1973	Texas	47	91	.341	6th
1974	California	2	2	.500	6th
1975	Kansas City	41	25	.621	2nd
1976	Kansas City	90	72	.556	1st
1977	Kansas City	102	60	.630	1st
1978	Kansas City	92	70	.568	1st
1979	Kansas City	85	77	.525	2nd
1980	St. Louis	38	35	.521	4th
1981	St. Louis	59	43	.578	1st*
1982	St. Louis	92	70	.568	1st
1983	St. Louis	79	83	.488	4th
1984	St. Louis	84	78	.519	3rd
1985	St. Louis	101	61	.623	1st
1986	St. Louis	79	82	.491	3rd
1987	St. Louis	95	67	.586	1st
1988	St. Louis	76	86	.469	5th
1989	St. Louis	86	76	.531	3rd
1990	St. Louis	33	47	.413	6th
ST. LOUIS TOTALS		822	728	.530	
MAJOR TOTALS		1281	1125	.532	

* Split season due to players' strike. Cardinals finished second in both halves but had best overall record in Eastern Division.

PROMINENT CARDINALS WHO WORE NO. 24

- Dick Groat, 1963-65
- Rick Ankiel, 2007-09
- Ken Oberkfell, 1977-80



Retired Numbers

**BRUCE SUTTER**
PITCHER**42****FULL NAME:** Howard Bruce Sutter**HEIGHT:** 6-2 **WEIGHT:** 190 **BATS:** Right **THROWS:** Right**BORN:** January 8, 1953 at Lancaster, Pennsylvania**YEARS WITH CARDINALS:** 1981-84**NUMBER RETIRED:** 2006

Bruce Sutter was a pioneer whose journey landed him in Cooperstown.

The right-handed lights-out closer, who made the split-fingered fastball famous, was elected to the National Baseball Hall of Fame in 2006. He became the fourth reliever enshrined into baseball's hallowed ground, following Hoyt Wilhelm (1985), Rollie Fingers (1992) and Dennis Eckersley (2004). Sutter was the first player never to start a game to be selected.

Sutter pitched for the Cardinals from 1981 to 1984. Acquired from the Chicago Cubs on Dec. 9, 1980, in exchange for first baseman Leon Durham, third baseman Ken Reitz and minor-league third baseman Ty Waller, Sutter proved to be a key acquisition for general manager and manager Whitey Herzog in his transformation of the Cardinals from underachievers to World Champions.

During the strike-shortened 1981 season, Sutter saved 25 games – the most by a St. Louis pitcher since the save became an officially recognized statistic in 1969. Chants of “Bruuuuuce!” bellowed throughout Busch Stadium every time he ran in from the bullpen. Sutter recorded 36 saves in 1982 and struck out Gorman Thomas of the Milwaukee Brewers to wrap up Game 7 of the World Series.

Sutter had 45 saves in 1985 to tie the Major League record – set by Dan Quisenberry of the Kansas City Royals two years earlier – that since has been eclipsed. The Cardinals elected not to re-sign Sutter after that season, and he moved on to the Atlanta Braves. He subsequently was hampered by shoulder problems that led to his retirement following the 1988 campaign at the age of 35.

Struggling in the minor leagues with Class-A Quincy (Ill.) in 1973, Sutter learned the revolutionary split-fingered pitch from former Cardinals right-hander Fred Martin, then a Chicago minor-league pitching coach. The pitch, an offshoot of the forkball that Sutter was suited to throw because of his long fingers, aptly was described as “a fastball that winds up like a dead fish” because of its wicked forward spin.

By 1976, Sutter was in the big leagues with the Cubs. He won the 1979 N.L. Cy Young Award after amassing 37 saves and a 2.22 ERA with 110 strikeouts in 101.3 innings pitched. He was only the third reliever to be so honored, following Mark Marshall of the Los Angeles Dodgers in 1974 and Sparky Lyle of the New York Yankees in 1977.

In 12 major-league seasons, Sutter totaled 300 saves to rank third on baseball's all-time list at the time of his retirement and tied for 30th through 2021. He worked more than one inning for 188 of his rescues and surpassed 100 innings pitched in a season on five occasions, with one more year at 99. Sutter led the Senior Circuit in saves in 1979, 1980, 1981, 1982 and 1984. He was a six-time All-Star – appearing in four games and earning two wins (1978 and 1979) and two saves (1980 and 1981) while not allowing a run – and received the Rolands Relief Man Award four times.

Sutter's four-year St. Louis save total of 127 established a franchise record and now ranks fourth behind Jason Isringhausen (217), Lee Smith (160) and Todd Worrell (129). Sutter was voted the relief pitcher on the All-Busch Stadium II team in 2005 and was an inaugural member of the Cardinals Hall of Fame in 2014.



Bruce Sutter

COMPLETE RECORD

Year	Club	W-L	ERA	G	GS	CG	SHO	SV	IP	H	R	ER	BB	SO	BA
1972	Bradenton	0-0	0.00	2	0	0	0	0	5.0	3	0	0	0	4	---
1973	Quincy	3-3	4.13	40	0	0	0	5	85.0	94	52	39	27	76	---
1974	Key West	1-5	1.35	18	1	0	0	3	40.0	26	9	6	13	50	---
	Midland	1-2	1.44	8	1	0	0	0	25.0	22	6	4	6	14	---
1975	Midland	5-7	2.15	41	0	0	0	+13	67.0	64	26	16	21	50	---
1976	Wichita	2-1	1.50	7	0	0	0	1	12.0	9	3	2	4	16	---
	Chicago (NL)	6-3	2.70	52	0	0	0	10	83.1	63	27	25	26	73	.209
1977	Chicago (NL)	7-3	1.34	62	0	0	0	31	107.1	69	21	16	23	129	.183
1978	Chicago (NL)	8-10	3.18	64	0	0	0	27	99	82	44	35	34	106	.220
1979	Chicago (NL)	6-6	2.22	62	0	0	0	*37	101.1	67	29	25	32	110	.186
1980	Chicago (NL)	5-8	2.64	60	0	0	0	*28	102.1	90	35	30	34	76	.243
1981	St. Louis	3-5	2.62	48	0	0	0	*25	82.1	64	24	24	24	57	.218
1982	St. Louis	9-8	2.90	70	0	0	0	*36	102.1	88	38	33	34	61	.235
1983	St. Louis	9-10	4.23	60	0	0	0	21	89.1	90	45	42	30	64	.262
1984	St. Louis	5-7	1.54	71	0	0	0	*45	122.2	109	26	21	23	77	.245
1985	Atlanta	7-7	4.48	58	0	0	0	23	88.1	91	46	44	29	52	.267
1986	Atlanta	2-0	4.34	16	0	0	0	3	18.2	17	9	9	9	16	.243
1987	INJURED -- DID NOT PLAY														
1988	Atlanta	1-4	4.76	38	0	0	0	14	45.1	49	26	24	11	40	.275
MAJOR TOTALS		68-71	2.83	661	0	0	0	300	1042.1	879	370	328	309	861	.230

* Led League

+ Tied for League Lead

LEAGUE CHAMPIONSHIP SERIES RECORD

Year	Club/Opp.	W-L	ERA	G	GS	CG	SHO	SV	IP	H	R	ER	BB	SO	BA
1982	St. L. vs. ATL	1-0	0.00	2	0	0	0	1	4.1	0	0	0	0	1	.000

WORLD SERIES RECORD

Year	Club/Opp.	W-L	ERA	G	GS	CG	SHO	SV	IP	H	R	ER	BB	SO	BA
1982	St. L. vs. MIL	1-0	4.70	4	0	0	0	2	7.2	6	4	4	3	6	.207

ALL-STAR RECORD

Year	Club	W-L	ERA	G	GS	CG	SHO	SV	IP	H	R	ER	BB	SO	BA
1977	National	SELECTED -- DID NOT PLAY													
1978	National	1-0	0.00	1	0	0	0	0	1.2	0	0	0	0	2	---
1979	National	1-0	0.00	1	0	0	0	0	2.0	2	0	0	2	3	---
1980	National	0-0	0.00	1	0	0	0	1	2.0	0	0	0	1	1	---
1981	National	0-0	0.00	1	0	0	0	1	1.0	0	0	0	0	1	---
1984	National	SELECTED -- DID NOT PLAY													
A.S. TOTALS		2-0	0.00	4	0	0	0	2	6.2	2	0	0	3	7	---

PROMINENT CARDINALS WHO WORE NO. 42

- Harvey Haddix, 1952-56
- Curt Flood, 1958

Note: No. 42 was retired throughout Major League Baseball in 1997 to commemorate the 50th anniversary of Jackie Robinson breaking the big league's color barrier.

HISTORY



Retired Numbers

**BOB GIBSON**
PITCHER**45****FULL NAME:** Robert Gibson**HEIGHT:** 6-1 **WEIGHT:** 195 **BATS:** Right **THROWS:** Right**BORN:** November 9, 1935 at Omaha, Nebraska**DIED:** October 2, 2020 at Omaha, Nebraska**YEARS WITH CARDINALS:** 1959-75**NUMBER RETIRED:** 1975

Bob Gibson ranks as the greatest pitcher in Cardinals history. A glance at the record book supports the claim. On the franchise's career lists, the right-hander is first in wins (251), games started (482), quality starts (328), complete games (255), shutouts (56), innings pitched (3,884.1) and strikeouts (3,117). He is second in games pitched (528). His 2.91 ERA ranks tied for second among pitchers with a minimum of 1,500 innings and tied for ninth among pitchers with a minimum of 750 innings.

An outstanding athlete, Gibson played with the Harlem Globetrotters before arriving in St. Louis to stay in 1961. Three years later, he posted a 19-12 record with a 3.01 ERA in helping the Cardinals win the National League pennant. After losing Game 2 of the World Series to the New York Yankees, Gibson posted complete-game victories in Game 5 (5-2 in 10 innings) and Game 7 (7-5) and earned series Most Valuable Player honors.

Gibson was on his way to another banner season in 1967 when a line drive off the bat of Pittsburgh Pirates' outfielder Roberto Clemente on July 15 broke Gibson's right leg. He was sidelined 52 days but returned to pitch the N.L. pennant clincher against the Philadelphia Phillies on Sept. 18. In the Cardinals' World Series victory over the Boston Red Sox, Gibson went 3-0 with a 1.00 ERA, three complete games and 26 strikeouts to again be named series MVP.

The postseason dominance was a sign of things to come. In 1968, Gibson authored the greatest season by a pitcher in modern history. His 1.12 ERA established an all-time record for 300 or more innings. Gibson posted a 22-9 record with league-leading totals of 13 shutouts and 268 strikeouts. During one stretch, he surrendered merely two earned runs over 95 innings. Gibson was named the N.L. Cy Young Award winner and MVP. For an encore, Gibson set a record with 17 strikeouts in Game 1 of the World Series against the Detroit Tigers (a 4-0 victory). He pitched two more complete games (winning Game 4 by the score of 10-1 before losing Game 7 by a 4-1 margin) to run his streak to a record eight straight distance-going performances. Gibson totaled 35 strikeouts in the three games to establish a Fall Classic standard.

Gibson won his second Cy Young Award in 1970 on the strength of a 23-7 record and 3.12 ERA. He fired a no-hitter against Pittsburgh on Aug. 14, 1971, winning 11-0 at Three Rivers Stadium, and became the second pitcher in baseball history to record 3,000 career strikeouts July 17, 1974 (following Walter Johnson of the Washington Senators).

Accompanying his blazing fastball and pinpoint control was an intense demeanor. Gibson was a complete pitcher, socking 24 home runs and winning nine Gold Glove Awards. The nine-time N.L. All-Star was a first-ballot National Baseball Hall of Fame inductee in 1981 and an inaugural member of the St. Louis Cardinals Hall of Fame in 2014. He was selected to the Major League Baseball All-Century team in 1999 and voted the starting pitcher on the All-Busch Stadium II team in 2005. In 2015, Gibson was voted by the fans as a member of Franchise Four, joining Lou Brock, Rogers Hornsby and Stan Musial as one of the most impactful players who best represented the history of the Cardinals.

"Gibby" served as pitching coach for the New York Mets (1981) and Atlanta Braves (1982-84) and bullpen coach for St. Louis (1995). He also did some broadcasting and served as a special instructor for the Cardinals from 1996-2020.



Bob Gibson

COMPLETE RECORD

Year	Club	W-L	ERA	G	GS	CG	SHO	SV	IP	H	R	ER	BB	SO	BA
1957	Omaha	2-1	4.29	10	4	0	---	---	42.0	46	26	20	27	25	---
	Columbus	4-3	3.77	8	8	2	---	---	43.0	36	26	18	34	24	---
1958	Omaha	3-4	3.31	13	11	2	---	---	87.0	79	45	32	39	47	---
	Rochester	5-5	2.45	20	11	7	---	---	103.0	88	35	28	54	75	---
1959	Omaha	9-9	3.07	24	18	10	---	---	135.0	128	59	46	46	98	---
	St. Louis	3-5	3.33	13	9	2	1	0	75.2	77	35	28	39	48	.273
1960	Rochester	2-3	2.85	6	6	3	---	---	41.0	33	15	13	17	36	---
	St. Louis	3-6	5.61	27	12	2	0	0	86.2	97	61	54	48	69	.284
1961	St. Louis	13-12	3.24	35	27	10	2	1	211.1	186	91	76	119	166	.239
1962	St. Louis	15-13	2.85	32	30	15	+5	1	233.2	174	84	74	95	208	.204
1963	St. Louis	18-9	3.39	36	33	14	2	0	254.2	224	110	96	96	204	.233
1964	St. Louis	19-12	3.01	40	36	17	2	1	287.1	250	106	96	86	245	.232
1965	St. Louis	20-12	3.07	38	36	20	6	1	299.0	243	110	102	103	270	.222
1966	St. Louis	21-12	2.44	35	35	20	+5	0	280.1	210	90	76	78	225	.207
1967	St. Louis	13-7	2.98	24	24	10	2	0	175.1	151	62	58	40	147	.231
1968	St. Louis	22-9	*1.12	34	34	28	*13	0	304.2	198	49	38	62	*268	*.184
1969	St. Louis	20-13	2.18	35	35	*28	4	0	314.0	251	84	76	95	269	.219
1970	St. Louis	+23-7	3.12	34	34	23	3	0	294.0	262	111	102	88	274	.237
1971	St. Louis	16-13	3.04	31	31	20	+5	0	245.2	215	96	83	76	185	.232
1972	St. Louis	19-11	2.46	34	34	23	4	0	278.0	226	83	76	88	208	.224
1973	St. Louis	12-10	2.77	25	25	13	1	0	195.0	159	71	60	57	142	.224
1974	St. Louis	11-13	3.83	33	33	9	1	0	240.0	236	111	102	104	129	.259
1975	St. Louis	3-10	5.04	22	14	1	0	2	109.0	120	66	61	62	60	.287
MAJOR TOTALS		251-174	2.91	528	482	255	56	6	3884.1	3279	1420	1258	1336	3117	.228

* Led League

+ Tied for League Lead.

WORLD SERIES RECORD

Year	Club/Opp.	W-L	ERA	G	GS	CG	SHO	SV	IP	H	R	ER	BB	SO	BA
1964	St. L. vs. N.Y.	2-1	3.00	3	3	2	0	0	27.0	23	11	9	8	31	---
1967	St. L. vs. Bos.	3-0	1.00	3	3	3	1	0	27.0	14	3	3	5	26	---
1968	St. L. vs. Det.	2-1	1.67	3	3	3	1	0	27.0	18	5	5	4	35	---
W.S. TOTALS		7-2	1.89	9	9	8	2	0	81.0	55	19	17	17	92	---

ALL-STAR RECORD

Year	Club	W-L	ERA	G	GS	CG	SHO	SV	IP	H	R	ER	BB	SO	BA
1962	National	0-0	4.50	2	0	0	0	0	2.0	1	1	1	2	1	---
1965	National	0-0	0.00	1	0	0	0	1	2.0	2	0	0	1	3	---
1966	National	SELECTED, DID NOT PLAY													
1967	National	0-0	0.00	1	0	0	0	0	2.0	2	0	0	0	2	---
1968	National	SELECTED, DID NOT PLAY													
1969	National	0-0	9.00	1	0	0	0	0	1.0	2	1	1	1	2	---
1970	National	0-0	9.00	1	0	0	0	0	2.0	3	2	2	1	2	---
1972	National	0-0	0.00	1	1	0	0	0	2.0	1	0	0	0	0	---
A.S. TOTALS		0-0	3.27	7	1	0	0	1	11.0	11	4	4	5	10	---

PROMINENT CARDINALS WHO WORE NO. 45

- Von McDaniel, 1957-58

HISTORY



Retired Numbers

**ROGERS HORNSBY**
SECOND BASEMAN/MANAGER**FULL NAME:** Rogers Hornsby**HEIGHT:** 5-11 **WEIGHT:** 175 **BATTED:** Right **THREW:** Right**BORN:** April 27, 1896 at Winters, Texas**DIED:** January 5, 1963 at Chicago, Illinois**YEARS WITH CARDINALS:** 1915-26, 1933**NUMBER RETIRED:** 1997 (The Cardinals did not have numbers on their uniforms during Hornsby's tenure.)

Since 1900, only two players have batted .400 on three occasions – Ty Cobb and Rogers Hornsby. And only two players have won multiple Triple Crowns – Ted Williams and Hornsby.

Primarily a second baseman during his 23-year career, Hornsby batted .401 in 1922, .403 in 1925 and .424 (a modern-day record) in 1924. He is the lone player in Cardinals history to reach the coveted plateau. Hornsby led the National League in batting six consecutive seasons from 1920 to 1925, compiling a .397 average during that span. From 1921 to 1925, his average was .402, making him the only player ever to bat .400 over a five-year period.

Arguably the greatest right-handed batter of all time, Hornsby won the Triple Crown in 1922 and 1925. The first time, he batted .401 with 42 home runs (then an N.L. record) and 152 RBI while setting club records that still stand of 141 runs, 250 hits, 450 total bases, a .756 slugging percentage and a 33-game hitting streak. The second time, Hornsby had a .403 average with 39 homers and 139 RBI en route to being named the N.L. Most Valuable Player.

“The Rajah” spent the first 12 years of his career in St. Louis, leading the league in slugging percentage seven times; total bases six times; hits, doubles and RBI four times; runs three times; triples and home runs twice; and walks once. He was well known for refusing to go to movies because he thought the “strain” of watching the screen in darkness would hinder his eyesight.

On June 1, 1925, Hornsby took over as manager of the Cardinals, replacing Branch Rickey. Hornsby continued in the dual role in 1926 and piloted the club to an 89-65 record and its first-ever World Championship, a seven-game victory over the New York Yankees. He tagged out Babe Ruth attempting to steal second base for the final out of Game 7, calling the play that clinched the 3-2 victory “the biggest thrill of my baseball career.”

An outspoken individual, Hornsby at times was critical of owner Sam Breadon. Eventually, Breadon had enough, and on Dec. 26, 1926, Hornsby was traded to the New York Giants for infielder Frankie Frisch (who had had a falling out with his manager, John McGraw) and pitcher Jimmy Ring.

Hornsby subsequently played for and managed the Boston Braves (1928) and Chicago Cubs (1929-32), winning a second MVP Award in 1929, before returning to the Cardinals in 1933. His second stint, however, lasted just three months before Hornsby was released to become manager of the cross-town Browns. He remained in the Browns’ dugout until midway through the 1937 season. Hornsby returned to manage the Browns for the first two months of the 1952 campaign before moving on to the Cincinnati Reds for roughly a season and a half.

On the Cardinals’ career lists, Hornsby ranks first in batting average (.359); second in triples (143); third in extra-base hits (703), multi-hit games (641) and sacrifices (135); fourth in runs (1,090), hits (2,110) and total bases (3,342); fifth in RBI (1,072); sixth in doubles (367); seventh in home runs (193); eighth in walks (662); and 10th in at-bats (5,881). His 30 career inside-the-park home runs are the most in club annals, while he is tied for third with seven grand slams behind Albert Pujols (12) and Stan Musial (9).

Hornsby, whose lifetime batting average of .358 is the highest of any right-handed batter and second only to Cobb’s .366 among all players, was inducted into the National Baseball Hall of Fame in 1942. He was selected to the Major League Baseball All-Century team in 1999 and was an inaugural member of the St. Louis Cardinals Hall of Fame in 2014. In 2015, Hornsby was voted by the fans as a member of Franchise Four, joining Lou Brock, Bob Gibson and Stan Musial as one of the most impactful players who best represented the history of the Cardinals.



Rogers Hornsby

COMPLETE RECORD

Year	Club	AVG	G	AB	R	H	2B	3B	HR	RBI	BB	SO	SB	SLG	OBP
1915	St. Louis (NL)	.246	18	57	5	14	2	0	0	4	2	6	0	.281	.271
1916	St. Louis (NL)	.313	139	495	63	155	17	15	6	65	40	63	17	.444	.369
1917	St. Louis (NL)	.327	145	523	86	171	24	*17	8	66	45	34	17	*.484	.385
1918	St. Louis (NL)	.281	115	416	51	117	19	11	5	60	40	43	8	.416	.349
1919	St. Louis (NL)	.318	138	512	68	163	15	9	8	71	48	41	17	.430	.384
1920	St. Louis (NL)	*.370	149	589	96	*218	*44	20	9	+94	60	50	12	*.559	*.431
1921	St. Louis (NL)	*.397	154	592	*131	*235	*44	+18	21	*126	60	48	13	*.639	*.458
1922	St. Louis (NL)	*.401	154	623	*141	*250	*46	14	*42	*152	65	50	17	*.722	*.459
1923	St. Louis (NL)	*.384	107	424	89	163	32	10	17	83	55	29	3	*.627	*.459
1924	St. Louis (NL)	*.424	143	536	+121	*227	*43	14	25	94	*89	32	5	*.696	*.507
1925	St. Louis (NL)	*.403	138	504	133	203	41	10	*39	*143	83	39	5	*.756	*.489
1926	St. Louis (NL)	.317	134	527	96	167	34	5	11	93	61	39	3	.463	.388
1927	New York (NL)	.361	155	568	+133	205	32	9	26	125	*86	38	9	.586	*.448
1928	Boston (NL)	*.387	140	486	99	188	42	7	21	94	*107	41	5	*.632	*.498
1929	Chicago (NL)	.380	156	602	*156	229	47	8	39	149	87	65	2	*.679	.459
1930	Chicago (NL)	.308	42	104	15	32	5	1	2	18	12	12	0	.433	.385
1931	Chicago (NL)	.331	100	357	64	118	37	1	16	90	56	23	1	.574	.421
1932	Chicago (NL)	.224	19	58	10	13	2	0	1	7	10	4	0	.310	.357
1933	St. Louis (NL)	.325	46	83	9	27	6	0	2	21	12	6	1	.470	.423
	St. Louis (AL)	.333	11	9	2	3	1	0	1	2	2	1	0	.778	.455
1934	St. Louis (AL)	.304	24	23	2	7	2	0	1	11	7	4	0	.522	.484
1935	St. Louis (AL)	.208	10	24	1	5	3	0	0	3	3	6	0	.333	.296
1936	St. Louis (AL)	.400	2	5	1	2	0	0	0	2	1	0	0	.400	.500
1937	St. Louis (AL)	.321	20	56	7	18	3	0	1	11	7	5	0	.429	.397
MAJOR TOTALS		.358	2259	8173	1579	2930	541	169	301	1584	1038	679	135	.577	.434

*Led league

+Tied for League Lead

WORLD SERIES RECORD

Year	Club/Opp.	AVG	G	AB	R	H	2B	3B	HR	RBI	BB	SO	SB	SLG	OBP
1926	St.L. vs. N.Y.	.250	7	28	2	7	1	0	0	4	2	2	1	---	---
1929	Chi. vs. Phi.	.238	5	21	4	5	1	1	0	1	1	8	0	---	---
W.S. TOTALS		.245	12	49	6	12	2	1	0	5	3	10	1	---	---

.400 HITTERS SINCE 1900

Year	Player	AVG
1901	Nap Lajoie, Philadelphia A's	.422
1911	Ty Cobb, Detroit Tigers	.420
1911	Joe Jackson, Chicago White Sox	.408
1912	Ty Cobb, Detroit Tigers	.410
1920	George Sisler, St. Louis Browns	.407
1922	George Sisler, St. Louis Browns	.420
1922	Rogers Hornsby, St. Louis Cardinals	.401
1922	Ty Cobb, Detroit Tigers	.401
1923	Harry Heilmann, Detroit Tigers	.403
1924	Rogers Hornsby, St. Louis Cardinals	.424
1925	Rogers Hornsby, St. Louis Cardinals	.403
1930	Bill Terry, New York Giants	.401
1941	Ted Williams, Boston Red Sox	.406

TRIPLE CROWN WINNERS SINCE 1900

Year	Player, Team	AVG	HR	RBI
1901	Nap Lajoie, PHI (AL)	.422	14	125
1909	Ty Cobb, DET	.377	9	115
1912	Heinie Zimmerman, CHI (NL)	.372	14	98
1922	Rogers Hornsby, STL (NL)	.401	42	152
1925	Rogers Hornsby, STL (NL)	.403	39	143
1933	Jimmie Foxx, PHI (AL)	.356	48	163
1933	Chuck Klein, PHI (NL)	.368	28	120
1934	Lou Gehrig, NY (AL)	.363	49	165
1937	Joe Medwick, STL (NL)	.374	31	154
1942	Ted Williams, BOS (AL)	.356	36	137
1947	Ted Williams, BOS (AL)	.343	32	114
1956	Mickey Mantle, NY (AL)	.353	52	130
1966	Frank Robinson, BAL	.316	49	122
1967	Carl Yastrzemski, BOS	.326	44	121
2012	Miguel Cabrera, DET	.330	44	139

HISTORY



Retired Numbers

**AUGUST A. BUSCH JR.**
PRESIDENT**85****FULL NAME:** August Anheuser Busch, Jr.**BORN:** March 28, 1899 at St. Louis, Missouri**DIED:** September 29, 1989 at St. Louis, Missouri**YEARS WITH CARDINALS:** 1953-89**NUMBER RETIRED:** 1984

August A. Busch Jr.'s reign as president of the Cardinals was marked by success on and off the field. Between 1953 and 1989, the Cardinals won three World Championships (1964, 1967 and 1982) and three additional National League pennants (1968, 1985 and 1987). They also forged the reputation of having the classiest organization in Major League Baseball.

Busch purchased the franchise from Fred Saigh on Feb. 20, 1953. Busch was president of Anheuser-Busch brewery, which benefited from the acquisition of the ball club. Although he didn't devote a tremendous amount of time to baseball-related matters early on, by the 1960s Busch had grown tired of the Cardinals routinely finishing no higher than the middle of the pack in the N.L.

After winning the 1964 World Series over the New York Yankees, Busch was instrumental in the building of Busch Stadium II. The \$26 million ballpark opened May 12, 1966, with a 4-3 victory over the Atlanta Braves in 12 innings and became the foundation of a rejuvenated downtown. In 1967, the Cardinals surpassed 2,000,000 in home attendance for the first time in franchise history.

Busch retired as leader of the brewery in 1975, handing over control to his son, August III. The Cardinals failed to win during the 1970s, leaving Busch anxious for the ball club to return to prominence. He made arguably his best baseball decision June 8, 1980, when he hired Whitey Herzog as manager. Busch and Herzog enjoyed a sterling relationship that played a major role in the Cardinals' renewed success. Home attendance soared, with the club drawing 3,000,000-plus fans in both 1987 and 1989.

Throughout his ownership of the Cardinals, "Gussie" was one of the city of St. Louis' most-popular citizens. He was a regular at home games, and on special occasions would ride around the stadium atop a Budweiser wagon pulled by a team of signature Anheuser-Busch Clydesdales.

The Cardinals retired the number 85 in Busch's honor in conjunction with his 85th birthday in 1984. He died Sept. 29, 1989, at the age of 90. August III subsequently served as chief executive until Anheuser-Busch sold the club to the current ownership group March 21, 1996. August Jr. was an inaugural member of the Cardinals Hall of Fame in 2014.



“That’s a winner!”



JACK BUCK BROADCASTER

FULL NAME: John Francis Buck

BORN: August 21, 1924 at Holyoke, Massachusetts

DIED: June 18, 2002 at St. Louis, Missouri

YEARS WITH CARDINALS: 1954-59, 1961-2001

NUMBER RETIRED: 2002

He never swung a bat or threw a pitch, yet Jack Buck ranks as one of the most popular individuals ever associated with the Cardinals – perhaps the most popular.

Buck served as the “Voice of the Cardinals” on KMOX Radio for 47 years (1954-59 and 1961-2001). He was behind the microphone for some of the franchise’s most-memorable moments: Bob Gibson’s no-hitter in 1971, Lou Brock’s 105th stolen base in 1974 and Mark McGwire’s 61st home run in 1998. And his legendary call of Ozzie Smith’s game-winning home run in Game 5 of the 1985 National League Championship Series against the Los Angeles Dodgers, when Buck told St. Louis fans to “Go crazy, folks! Go crazy,” still sends chills up Cardinals fans spines every time it is replayed.

Through it all, Buck’s signature phrase after every Cardinals victory was “That’s a winner.”

From 1954 to 1969, Buck worked alongside another legend, Harry Caray, to form what is widely regarded as the best baseball broadcast duo ever assembled. From 1972 to 2001, Buck teamed with former Cardinals third baseman Mike Shannon, and the pair became as synonymous with St. Louis baseball as Stan Musial and Bob Gibson. Beginning in 1991, Buck had the pleasure of calling games with his son, Joe, who now is the lead baseball and football announcer for FOX Sports television.

Buck received the Ford C. Frick Award from the National Baseball Hall of Fame in 1987 and was an inaugural member of the Cardinals Hall of Fame in 2014.

There was more to Buck than Cardinals baseball. He broadcast seven World Series for CBS Radio. His most-famous non-St. Louis call came in Game 1 of the 1988 Fall Classic when an injured Kirk Gibson hit a game-winning pinch-hit homer for the Dodgers against the Oakland A’s. “Unbelievable!” Buck exclaimed. “I don’t believe what I just saw.” Buck was CBS television’s lead play-by-play announcer in 1990 and 1991.

Buck enjoyed a distinguished football broadcasting career, as well. He was the radio voice of Monday Night Football for CBS from 1978 to 1995, working with Pro Football Hall of Fame coach Hank Stram. Buck called one of the most famous games ever, the 1967 Ice Bowl between the Dallas Cowboys and Green Bay Packers, for CBS television. Buck, whose total of 17 Super Bowl broadcasts is the most of any announcer, received the Pete Rozelle Award from the Pro Football Hall of Fame in 1996.

In addition, Buck announced basketball and hockey over the course of his career and also worked with Chris Schenkel on the Pro Bowler’s Tour. Outside of sports, he served as the original host of “At Your Service” on KMOX, a program that essentially started the phenomenon of talk radio.

Buck’s popularity extended well beyond his trademark gravelly voice. Fans from coast to coast, but particularly those in St. Louis, knew him as a tremendously generous man who made time for everyone. He was named St. Louis’ Citizen of the Year in 2000 for his contributions to the community. Late in his life, Buck became interested in writing poetry, and he authored a piece called “For America” that he read to the crowd at Busch Stadium prior to the Cardinals’ first game following the Sept. 11, 2001, terrorist attacks. Buck passed away June 18, 2002, and some 10,000 fans attended his public memorial service at Busch Stadium.



CARDINALS ENSHRINED IN COOPERSTOWN

PLAYERS	YEAR INDUCTED	POSITION	CAREER AVG	YEARS WITH CARDINALS
Walter Alston	1983	1B	.000	1936
Jake Beckley	1971	1B	.309	1904-07
Jim Bottomley	1974	1B	.310	1922-32
Roger Bresnahan	1945	C	.279	1909-12
Lou Brock	1985	LF	.293	1964-79
Jesse Burkett	1948	LF	.342	1899-1901
Orlando Cepeda	1999	1B	.297	1966-68
Roger Connor	1976	1B	.325	1894-97
Leo Durocher	1994	SS	.247	1933-37
Frank Frisch	1947	2B	.316	1927-37
Chick Hafey	1971	LF	.317	1924-31
Rogers Hornsby	1942	2B	.358	1915-26, 33
Miller Huggins	1964	2B	.265	1910-16
Rabbitt Maranville	1954	SS	.258	1927-28
John McGraw	1937	3B	.334	1900
Joe "Ducky" Medwick	1968	LF	.324	1932-40, 47-48
Minnie Miñoso	2022	LF	.299	1962
John Mize	1981	1B	.312	1936-41
Stan Musial	1969	LF	.331	1941-44, 46-63
Wilbert Robinson	1945	C	.273	1900
Albert "Red" Schoendienst	1989	2B	.289	1945-56, 61-63
Ted Simmons	2020	C	.285	1968-80
Enos Slaughter	1985	RF	.300	1938-42, 46-53
Ozzie Smith	2002	SS	.262	1982-96
Billy Southworth	2008	RF	.297	1926-27, 29
Joe Torre	2014	C/1B/3B	.297	1969-74
Larry Walker	2020	OF	.313	2004-05
Bobby Wallace	1953	SS	.267	1899-1901, 17-18

PITCHERS	YEAR INDUCTED	CAREER WINS	CAREER ERA	YEARS WITH CARDINALS
Grover Cleveland Alexander	1938	373	2.56	1926-29
Mordecai Brown	1949	239	2.06	1903
Steve Carlton	1994	329	3.22	1965-71
Jerome "Dizzy" Dean	1953	150	3.04	1930, 32-37
Dennis Eckersley	2004	197 (390 saves)	3.50	1996-97
James "Pud" Galvin	1965	361	2.87	1892
Bob Gibson	1981	251	2.91	1959-75
Burleigh Grimes	1964	270	3.52	1930-31, 33-34
Jesse Haines	1970	210	3.64	1920-37
Jim Kaat	2022	283	3.45	1980-83
Charles "Kid" Nichols	1949	361	2.94	1904-05
Lee Smith	2019	71 (478 saves)	3.03	1990-93
John Smoltz	2015	213	3.33	2009
Bruce Sutter	2006	68 (300 saves)	2.83	1981-84
Arthur "Dazzy" Vance	1955	197	3.24	1933-34
Hoyt Wilhelm	1985	143	2.52	1957
Vic Willis	1995	247	2.63	1910
Denton "Cy" Young	1937	511	2.63	1899-1900



CARDINALS ENSHRINED IN COOPERSTOWN (Continued)

MANAGERS	YEAR INDUCTED	CARDINAL WINS	YEARS WITH CARDINALS
Roger Bresnahan	1945	255	1909-12
Roger Connor	1976	9	1896
Frank Frisch	1947	457	1933-38
Dorrel Norman Elvert "Whitey" Herzog	2010	822	1980-90
Rogers Hornsby	1942	153	1925-26
Miller Huggins	1964	346	1913-17
Tony La Russa	2014	1408	1996-2011
Bill McKechnie	1962	128	1928-29
Charles "Kid" Nichols	1949	94	1904-05
Branch Rickey	1967	458	1919-25
Albert "Red" Schoendienst	1989	1042	1965-76, 1980, 1990
Billy Southworth	2008	620	1929, 1940-45
Joe Torre	2014	351	1990-95

CARDINALS IN HALL OF FAME GAME

The Cardinals have played four times in the ceremonial Hall of Fame Game at Cooperstown.

1942.....Cardinals 5, Philadelphia Athletics 2
 1957..... Chicago White Sox 13, Cardinals 4


1966.....Cardinals 7, Minnesota Twins 5
 1983..... Cardinals 4, Baltimore Orioles 1



(L-R) MLB Commissioner Rob Manfred, then-Hall of Fame Interim President Jeff Idelson, and catcher Ted Simmons at the 2021 National Baseball Hall of Fame Induction Ceremony in Cooperstown, New York, September 8, 2021.



CONGRATULATIONS ON YOUR SELECTION TO THE
NATIONAL BASEBALL HALL OF FAME INDUCTION CLASS OF 2022.



MINNIE MIÑOSO

1962



JIM KAAT

1980-1983



HALL OF FAME MANAGERS


A key factor in the Cardinals' consistent success has been the leadership of outstanding field managers. For proof, look no further than the franchise's 10 winningest skippers – eight of them have been inducted into the National Baseball Hall of Fame.

While it is recognized that some of the managers earned induction into baseball's ultimate shrine for their accomplishments away from St. Louis or for their playing careers, the fact remains that the Cardinals have regularly employed Cooperstown-worthy individuals.

Following is a thumbnail sketch of each of the eight Hall of Famers, listed by victories in a St. Louis uniform:

TONY LA RUSSA

1st – 1,408 wins / 1996-2011 / Hall of Fame 2014



La Russa became the winningest manager in franchise history Aug. 31, 2007, surpassing Red Schoendienst with No. 1,042. The Cardinals won the 2006 and 2011 World Series, three National League pennants and eight division titles in his 16-year tenure, the longest in franchise history. Prior to the Cardinals, La Russa managed the Chicago White Sox (1979-86) and Oakland A's (1986-95). He returned to the White Sox for the 2021 season, becoming the first active Hall of Fame manager (not Hall of Fame player who became manager) in baseball annals. Over 34 seasons, La Russa has amassed 2,821 victories and managed 5,259 games, ranking second in Major League Baseball history behind Connie Mack (3,731 wins and 7,755 games). La Russa is the only manager to win multiple pennants in both leagues and one of just two to win a World Championship in both, following Sparky Anderson. La Russa's 71 postseason victories (50 with St. Louis, 19 with Oakland and 2 with Chicago) rank second to Joe Torre's 84 among big league skippers.

RED SCHOENDIENST

2nd – 1,041 wins / 1965-76, 1980, 1990 / Hall of Fame 1989



Schoendienst served as a coach on the Cardinals' 1964 World Championship team and was named manager when Johnny Keane resigned at the conclusion of the season. Schoendienst piloted St. Louis to a World Series victory in 1967 followed by another National League pennant in 1968 and went on to occupy the manager's office for 12 years. After a stint as coach with the Oakland A's in 1977 and 1978, Schoendienst came back to St. Louis as a coach from 1979 to 1995. He filled in as interim manager in 1980 and 1990. Previously, Schoendienst played for the Cardinals from 1945 to 1956 and again from 1961 to 1963, becoming one of the best hitting and fielding second basemen of all time. A 10-time N.L. All-Star, Schoendienst socked a game-winning home run in the 14th inning of the 1950 Midsummer Classic.

WHITEY HERZOG

3rd – 822 wins / 1980-90 / Hall of Fame 2010



Baseball in St. Louis was reborn in the 1980s under Herzog. His teams won three National League pennants (1982, 1985 and 1987) and the 1982 World Series, the franchise's first championship in 15 years. Herzog took over the Redbirds on June 9, 1980, and that December, in the dual role of field manager and general manager, he began to transform the ball club with three blockbuster trades involving 21 players. Fans subsequently flocked to Busch Stadium to watch the Cardinals' entertaining style of play that became known as "Whiteyball." In Herzog's eight full seasons as skipper, St. Louis drew at least 2.4 million spectators annually while topping the 3-million plateau for the first two times in club annals (1987 and 1989). Before coming to St. Louis, Herzog managed the Texas Rangers (1973), California Angels (1974 on an interim basis) and Kansas City Royals (1975-79).



HALL OF FAME MANAGERS

BILLY SOUTHWORTH


4th – 620 wins / 1929, 1940-45 / Hall of Fame 2009



Southworth piloted Cardinals teams that won the World Series in 1942 and 1944, sandwiched around a third National League pennant in 1943. St. Louis won a franchise-best 106 games in 1942, followed by back-to-back 105-win seasons, marking the best three-year run in team annals. Furthermore, a Redbird won the N.L. Most Valuable Player Award each of those years: pitcher Mort Cooper in 1942, outfielder Stan Musial in 1943 and shortstop Marty Marion in 1944. Southworth's winning percentage of .642 tops the Cardinals' record book. After leaving St. Louis, Southworth managed the Boston Braves from 1946 to 1951, capturing the N.L. pennant in 1948. His lifetime winning percentage of .597 (1,044-704 record) ranks fifth on baseball's all-time list, trailing Joe McCarthy (.615), Jim Mutrie (.611), Charlie Comiskey (.608) and Frank Selee (.598).

FRANKIE FRISCH

26th – 458 wins / 1933-38 / Hall of Fame 1947



The 1934 Cardinals – the collection of swashbuckling players dubbed the Gas House Gang – won the World Series with a roster that featured seven future Hall of Famers. The leader of the posse was Frisch, who filled the two-fold role of second baseman and manager for six seasons. The 1931 National League Most Valuable Player posted a winning record in each of his four full campaigns, recording 95 victories in 1934 and 96 the following year. Frisch, who played in the major leagues for 19 years with the New York Giants (1919-26) and Cardinals (1927-37), finished with 2,880 career hits and a .316 batting average, the highest ever for a switch-hitter. He played on two World Championship teams with each organization and was a member of the first three N.L. All-Star teams from 1933 to 1935. Frisch later managed the Pittsburgh Pirates (1940-46) and Chicago Cubs (1949-51).

BRANCH RICKEY

26th – 458 wins / 1919-25 / Hall of Fame 1967



Certainly, Rickey is most known for his role in Jackie Robinson breaking Major League Baseball's color barrier and for creating and sustaining the first significant farm system. But during his quarter-century as manager and vice president of the Cardinals from 1917 to 1942, Rickey transformed the once-downtrodden franchise into a bona fide winner. With Rickey as manager, St. Louis finished as high as third in the National League in 1921 and 1922, but a foundation was being laid that led to the franchise's first four World Championships (1926, 1931, 1934 and 1942) and two additional N.L. pennants (1928 and 1930). Rickey, who previously was manager of the St. Louis Browns from 1913 to 1915, went on to hold executive positions with the Brooklyn Dodgers (1943-50) and Pittsburgh Pirates (1950-55). He handpicked Robinson to become the first African American to play in the big leagues in 1947.

ST. LOUIS CARDINALS CAREER MANAGERIAL WINS

MANAGER	WINS	YEARS	HOF INDUCTION	MANAGER	WINS	YEARS	HOF INDUCTION
Tony La Russa	1,408	1996-2011	2014	Gabby Street	312	1929-33	–
Red Schoendienst	1,041	1965-76, 80, 90	1989	Eddie Stanky	260	1952-55	–
Whitey Herzog	822	1980-90	2010	Roger Bresnahan	255	1909-12	1945
Billy Southworth	620	1929, 40-45	2009	Mike Shildt	252	2018-21	–
Mike Matheny	591	2012-18	–	Fred Hutchinson	232	1956-58	–
Frankie Frisch	458	1933-38	1947	Solly Hemus	190	1959-61	–
Branch Rickey	458	1919-25	1967	Patsy Donovan	175	1901-03	–
Eddie Dyer	446	1946-50	–	Ken Boyer	166	1978-80	–
Joe Torre	351	1990-95	2014	Rogers Hornsby	153	1925-26	1942
Miller Huggins	346	1913-17	1964	John McCloskey	153	1906-08	–
Johnny Keane	317	1961-64	–				

HISTORY



HALL OF FAME MANAGERS

JOE TORRE

9th – 351 wins / 1990-95 / Hall of Fame 2014



Torre was a standout catcher, first baseman and third baseman for the Cardinals from 1969 to 1974 and later manager during a time of transition. In 1971, he topped the National League with a .363 batting average and 137 RBI en route to being named Most Valuable Player. Torre batted .297 over the course of his 18-year career. Following managerial stints with the New York Mets (1977-81) and Atlanta Braves (1982-84), Torre returned to St. Louis to replace Whitey Herzog. He piloted the Cardinals to three winning seasons, including a second-place finish in the N.L. Eastern Division in 1991. Toward the end of his tenure, Anheuser-Busch made plans to sell the franchise, and Torre moved on to the New York Yankees (1996-2007). His Bronx teams made the playoffs in each of his 12 seasons and won four World Series: 1996, 1998, 1999 and 2000. Torre subsequently managed the Los Angeles Dodgers (2008 to 2010). His 84 postseason victories are the most all time.

MILLER HUGGINS

10th – 346 wins / 1913-17 / Hall of Fame 1964




Like Joe Torre, Huggins enjoyed his ultimate success as manager of the New York Yankees. A second baseman for the Cardinals from 1910 to 1916, Huggins took on managerial duties as well in 1913. The following year, St. Louis wound up in third place in the National League with an 81-72 record, its best finish since 1891. Huggins went on to manage the Yankees from 1918 to 1929, winning the franchise's first World Series in 1923. Under Huggins, New York won six American League pennants and two additional World Championships (1927 and 1928) with their Murderer's Row lineup that included Babe Ruth and Lou Gehrig. It was Huggins who inserted Gehrig into the starting lineup on June 2, 1925, beginning his streak of 2,130 consecutive games played.



The two non-Hall of Famers on the Cardinals' top 10 wins list are Mike Matheny and Eddie Dyer.

In six-plus seasons from 2012 to 2018, Matheny amassed 591 wins to rank fifth. He became the first manager in Major League Baseball history to take teams to the postseason in each of his first four full campaigns. The Cardinals won three consecutive National League Central Division championships from 2013 to 2015 and captured the N.L. pennant in 2013



Dyer ranks eighth with 446 wins after piloting the Cardinals from 1946 to 1950. His .578 winning percentage is topped only by Billy Southworth among St. Louis managers at the helm for more than two seasons. Dyer's first team, which welcomed back players who served in World War II, captured the franchise's third World Championship in five seasons, and each of his next three squads finished second in the N.L. Dyer did not manage again after leaving the Redbirds.

Five other individuals who served as manager of the Cardinals are Hall of Famers: Roger Bresnahan (1909-12), Roger Connor (1896), Rogers Hornsby (1925-26), Bill McKechnie (1928-29) and Kid Nichols (1904-05).



CARDINALS HALL OF FAME

The Cardinals Hall of Fame was established in January of 2014 to honor those individuals who have had a significant impact on the tradition-rich franchise.

Twenty-two individuals were automatically selected for the Hall of Fame in conjunction with its formation. Members of the inaugural class included those Cardinals enshrined in the National Baseball Hall of Fame, primarily as members of the Cardinals organization, and those individuals whose numbers have been retired by the franchise.

The Hall of Fame currently consists of 47 members.

To be eligible for induction, an individual must have played for the Cardinals for at least three seasons and have been retired from Major League Baseball for at least three years. Eligible players are divided into two categories – modern players and veteran players. A veteran is a player who retired more than 40 years prior to the induction year.

Annually, the Cardinals convene a “Red Ribbon Committee” of experts to select six to 10 players to be placed on a ballot on Cardinals.com, where fans have the opportunity to vote for a period of six weeks. The two players with the most online votes will be inducted. The committee also picks a veteran player to be inducted. In addition, the Cardinals organization may choose from time to time to induct an important figure in franchise history, such as a coach, broadcaster or member of the front office, without a vote or committee selection.

Each member of the Cardinals Hall of Fame is permanently recognized in the Hall of Fame Gallery presented by Edward Jones, located on the second floor of Cardinals Nation, just outside the entrance to the Cardinals Museum. The Hall of Fame Gallery is free and open to the public.



The seventh and eighth induction classes of the St. Louis Cardinals Hall of Fame included pitcher John Tudor (1985-88, 1990), second baseman Tommy Herr (1979-88), first baseman Keith Hernandez (1974-83), and first baseman Bill White (1959-65, 1969), Saturday, August 21, 2021.

HISTORY



CARDINALS HALL OF FAME MEMBERS

PLAYERS	POSITION	INDUCTED CARDS HOF	INDUCTED NATIONAL HOF	NUMBER RETIRED	YEARS WITH CARDINALS
Jim Bottomley	1B	2014	1974		1922-32
Ken Boyer	3B	2014		14	1955-65
Harry Brecheen	LHP	2018			1940, '43-52
Sam Breadon	Owner/President	2016			1920-47
Lou Brock	OF	2014	1985	20	1964-79
Jack Buck	Broadcaster	2014		Yes	1954-59, '61-2001
August Busch Jr.	Owner/President	2014		85	1955-95
Chris Carpenter	RHP	2016			2004-12
Vince Coleman	OF	2018			1985-90
Mort Cooper	RHP	2019			1938-45
Dizzy Dean	RHP	2014	1953	17	1930, '32-37
Jim Edmonds	OF	2014			2000-07
Curt Flood	OF	2015			1958-69
Bob Forsch	RHP	2015			1974-88
Frank Frisch	INF	2014	1947		1927-37
Bob Gibson	RHP	2014	1981	45	1959-75
Chick Hafey	OF	2014	1971		1924-31
Jesse Haines	RHP	2014	1970		1920-37
Tom Herr	2B	2020			1979-88
Keith Hernandez	1B	2021			1974-83
Whitey Herzog	Manager	2014	2010	24	1980-90
Rogers Hornsby	INF	2014	1942	Yes	1915-26, '33
Jason Isringhausen	RHP	2019			2002-08
George Kissell	Coach/Instructor	2015			1940-42, '46-2008
Tony La Russa	Manager	2014	2014	10	1996-2011
Ray Lankford	OF	2018			1990-2001, '04
Marty Marion	SS	2014			1940-50
Pepper Martin	OF/3B	2017			1928, '30-40, '44
Tim Lincecum	C	2017	2012		1959-61, '63-69, '73-74
Willie McGee	OF	2014			1982-90, '96-99
Mark McGwire	1B	2017			1997-2001
Joe Medwick	OF	2014	1968		1932-40, '47-48
Johnny Mize	1B	2014	1981		1936-41
Terry Moore	OF	2016			1935-42, '46-48
Stan Musial	OF/1B	2014	1969	6	1941-44, '46-63
Branch Rickey	Executive	2014	1967		1919-25
Scott Rolen	3B	2019			2002-07
Red Schoendienst	2B/Manager	2014	1989	2	1945-56, '61-63
Enos Slaughter	OF	2014	1985	9	1938-42, '46-53
Mike Shannon	3B/RF/Broadcaster	2014			1962-70, 72-present
Ted Simmons	C	2015			1968-80
Ozzie Smith	SS	2014	2002	1	1982-96
Billy Southworth	OF/Manager	2014	2008		1926-27, '29, '40-45
Bruce Sutter	RHP	2014	2006	42	1981-84
Joe Torre	C/1B/3B/Manager	2016	2014		1969-74, '90-95
John Tudor	LHP	2020			1985-88, '90
Bill White	1B/OF	2020			1959-65, '69



CARDINALS ALL-TIME PLAYER ROSTER

Includes all players who have participated in one or more official National League games with the Cardinals starting with the 1892 season and including the 2020 season. Fifteen new players were added from 2020 to bring the total number of players to 2,039. Left-handed pitcher Génesis Cabrera became the 2,000th Cardinal when he made his Cardinals/Major League debut on May 29, 2019.

A

Ody Abbott 1910
 Ted Abernathy 1970
 Juan Acevedo 1998-99
 Babe Adams 1906
 Buster Adams 1939, 43,
 45-46
 Joe Adams 1902
 Matt Adams 2012-18
 Sparky Adams 1930-33
 Jim Adduci 1983
 Henry Adkinson 1895
 Tommie Agee 1973
 Juan Agosto 1991-92
 Eddie Ainsmith 1921-23
 Gibson Alba 1988
 Cy Alberts 1910
 Sandy Alcántara 2017
 Grover Alexander 1926-29
 Luis Alícea 1988, 91-94, 96
 Ethan Allen 1933
 Neil Allen 1983-85
 Richie Allen 1970
 Ron Allen 1972
 Matty Alou 1971-73
 Tom Alston 1954-57
 Walter Alston 1936
 George Altman 1963
 Luis Alvarado 1974, 76
 Brant Alyea 1972
 Ruben Amaro 1958
 Red Ames 1915-19
 Bryan Anderson 2010, 12
 Craig Anderson 1961
 Dwain Anderson 1972-73
 Ferrell Anderson 1953
 George Anderson 1918
 John Anderson 1962
 Marlon Anderson 2004
 Mike Anderson 1976-77
 John Andrews 1973
 Nate Andrews 1937, 39
 Joaquin Andujar 1981-85
 Pat Ankenman 1936
 Rick Ankiel 1999-2001,
 04, 07-09
 Dean Anna 2015
 John Antonelli 1944-45
 Nolan Arenado 2021
 Harry Arndt 1905-07
 Scott Arnold 1988
 Rene Aroch 1993-95
 Randy Arozarena 2019
 Luis Arroyo 1955
 Rudy Arroyo 1971
 Bryan Augenstein 2011

Dennis Aust 1965-66
 John Axford 2013
 Benny Ayala 1977
 Manny Aybar 1997-99

B

Les Backman 1909-10
 Harrison Bader 2017-21
 Bill Bailey 1921-22
 Cory Bailey 1995-96
 Doug Bair 1981-83, 85
 Doug Baird 1917-19
 Dave Bakenhaster 1964
 Bill Baker 1948-49
 Steve Baker 1983
 O. F. Baldwin 1908
 Art Ball 1894
 Jimmy Bannon 1893
 Jap Barbeau 1909-10
 Brian Barber 1995-96
 George Barclay 1902-04
 Brian Barden 2007-09
 Ray Bare 1972, 74
 Clyde Barfoot 1922-23
 Greg Bargar 1986
 Mike Barlow 1975
 Frank Barnes 1957-58, 60
 Skeeter Barnes 1987
 John Barnett 1907
 Steven Baron 2018
 Frank Barrett 1939
 Red Barrett 1945-46
 Shad Barry 1906-08
 Brian Barton 2008
 Dave Bartosch 1945
 Rich Batchelor 1993, 96-97
 Frank Bates 1899
 Miguel Batista 2011
 Allen Battle 1995
 Ed Bauta 1960-63
 Jose Bautista 1997
 John Baxter 1907
 Johnny Beall 1918
 Ralph Beard 1954
 Jim Beauchamp 1963, 70-71
 Johnny Beazley 1941-42, 46
 Zinn Beck 1913-16
 Jake Beckley 1904-07
 Bill Beckmann 1942
 Fred Beebe 1906-09
 Ed Beecher 1897
 Clarence Beers 1948
 Matt Belisle 2015
 David Bell 1995-98
 Hi Bell 1924, 26-27, 29-30
 Les Bel 1923-27

Ronnie Belliard 2006
 Carlos Beltrán 012-13
 Rigo Beltran 1997
 Alan Benes 1995-97,
 1999-2001
 Andy Benes 1996-97,
 2000-02
 Joe Benes 1931
 Gary Bennett 2006-07
 Pug Bennett 1906-07
 Vern Benson 1951-53
 Sid Benton 1922
 Jeff Berblinger 1997
 Augie Bergamo 1944-45
 Lance Berkman 2011-12
 Jack Berly 1924
 Joe Bernard 1909
 Frank Bertaina 1970
 Harry Berte 1903
 Bob Beschert 1915-17
 Frank Betcher 1910
 Hal Betts 1903
 Bruno Betzel 1914-18
 Jim Bibby 1972-73
 Ed Biecher 1897
 Lou Bierbauer 1897-98
 Larry Bigbie 2006
 Steve Bilko 1949-54
 Dick Billings 1974-75
 Frank Bird 1892
 Ray Blades 1922-28, 30-32
 Harry Blake 1899
 Sheriff Blake 1937
 Coonie Blank 1909
 Don Blasingame 1955-59
 Johnny Blatnik 1950
 Buddy Blattner 1942
 Bob Blaylock 1956, 59
 Gary Blaylock 1959
 Michael Blazek 2013
 John Bliss 1908-12
 Clyde Bloomfield 1963
 Charlie Boardman 1915
 Joe Boever 1985-86
 Mitchell Boggs 2008-13
 Sammy Bohne 1916
 Dick Bokelmann 1951-53
 Bill Bolden 1919
 Don Bollweg 1950-51
 Bobby Bonds 1980
 Bobby Bonilla 2001
 Frank Bonner 1895
 Rod Booker 1987-89
 Pedro Borbon 1980
 Pedro Borbon, Jr. 2003
 Frenchy Bordagaray 1937-38

Pat Borders 1996
 Rick Bosetti 1977
 Ricky Bottalico 1999
 Kent Bottenfield 1998-99
 Jim Bottomley 1922-33
 Peter Bourjos 2014-15
 Bob Bowman 1939-40
 Matt Bowman 2016-18
 Blaine Boyer 2009
 Cloyd Boyer 1949-52
 Ken Boyer 1955-65
 Buddy Bradford 1975
 Terry Bradshaw 1995-96
 Darren Bragg 1999
 Dave Brain 1903-05
 Harvey Branch 1962
 Jackie Brandt 1956
 Jeff Brantley 1998
 Russell Branyan 2007
 Roy Brashear 1902
 Joe Bratcher 1924
 Steve Braun 1981-85
 Al Brazle 1943, 46-54
 John Brebbia 2017-20
 Harry Brecheen 1940, 43-52
 Ted Breitenstein 1892-96,
 1901
 Herb Bremer 1937-39
 Roger Bresnahan 1909-12
 Rubie Bressler 1932
 Ed Bressoud 1967
 Rod Brewer 1990-93
 Marshall Bridges 1959-60
 Rocky Bridges 1960
 Grant Briggs 1892
 Nelson Briles 1965-70
 Ed Brinkman 1975
 John Brock 1917-18
 Lou Brock 1964-79
 Steve Brodie 1892-93
 Ernie Broglio 1959-64
 Herman Bronkie 1918
 Jim Brosnan 1958-59
 Tony Brottman 1916, 18
 Andrew Brown 2011
 Buster Brown 1905-07
 Jim Brown 1915
 Jimmy Brown 1937-43
 Three Finger Brown 1903
 Tom Brown 1895
 Willard Brown 1894
 Byron Browne 1969
 Barret Browning 2012
 Cal Browning 1960
 Pete Browning 1894
 Jonathan Broxton 2015-17

HISTORY



CARDINALS ALL-TIME PLAYER ROSTER (continued)

Glenn Brummer..... 1981-84
 Tom Brunansky..... 1988-90
 George Brunet.....1971
 Justin Brunette2000
 Tom Bruno 1978-79
 Ron Bryant1975
 Johnny Bucha 1948, 50
 Jerry Buchek 1961, 63-66
 Jim Bucher1938
 Gary Buckels.....1994
 Dick Buckley..... 1892-94
 Fritz Buelow 1899-1900
 Nels Burbrink.....1955
 Al Burch 1906-07
 Bob Burda1962, 71
 Lew Burdette 1963-64
 Tom Burgess.....1954
 Sandy Burk..... 1912-13
 Jimmy Burke .. 1899, 1903-05
 Leo Burke1963
 Jesse Burkett 1899-1901
 Ken Burkhart..... 1945-48
 Ed Burns.....1912
 Farmer Burns1901
 Todd Burns.....1993
 Ray Burris..... 1986
 Ellis Burton1958, 60
 Mike Busby..... 1996-99
 Guy Bush1938
 Ray Busse.....1973
 Art Butler 1914-16
 John Butler1904
 Johnny Butler1929
 Keith Butler..... 2013-14
 Bud Byerly 1943-45
 Bill Byers1904
 Bobby Byrne..... 1907-09

C

Al Cabrera1913
 Génesis Cabrera..... 2019-21
 Miguel Cairo 2001-03, 07
 Kiko Calero 2003-04
 John Calhoun1902
 Carmen Cali 2004-05
 Jim Callahan1898
 Wes Callahan1913
 Ernie Camacho1990
 Harry Camnitz1911
 Llewellyn Camp.....1892
 Bill Campbell1985
 Billy Campbell1905
 Dave Campbell1973
 Jim Campbell1970
 Sal Campisi 1969-70
 Chris Cannizzaro 1960-61
 Ozzie Canseco..... 1992-93
 Doug Capilla..... 1976-77
 Ramon Caraballo.....1995
 Bernie Carbo...1972-73, 79-80

Jose Cardenal 1970-71
 Tex Carleton..... 1932-34
 Dylan Carlson 2020-21
 Steve Carlton 1965-71
 Duke Carmel 1959-60, 63
 Chris Carpenter..... 2004-13
 Chris Carpenter..... 1988-92
 Hick Carpenter1892
 Matt Carpenter 2011-21
 Chuck Carr1992
 Clay Carroll.....1977
 Cliff Carroll.....1892
 Kid Carsey..... 1897-98
 Bob Caruthers1892
 Pete Castiglione 1953-54
 Alberto Castillo1999
 Troy Cate.....2007
 Danny Cater1975
 Ted Cather 1912-14
 Andy Cavazos2007
 Brett Cecil..... 2017-18
 Cesar Cedeno1985
 Roger Cedeno 2004-05
 Orlando Cepeda..... 1966-68
 Adron Chambers..... 2011-13
 Bill Chambers1910
 Cliff Chambers 1951-53
 John Chambers.....1937
 Charlie Chant1976
 Chappy Charles 1908-09
 Tom Cheney.....1957, 59
 Cupid Childs.....1899
 Pete Childs1901
 Nels Chittum1958
 Bob Chlupsa..... 1970-71
 Randy Choate 2013-15
 Jason Christiansen .. 2000-01
 Larry Ciaffone1951
 Al Cicotte1961
 Gino Cimoli.....1959
 Frank Cimorelli1994
 Steve Cishek.....2015
 Ralph Citarella..... 1983-84
 Stubby Clapp.....2001
 Doug Clarey1976
 Danny Clark1927
 Jack Clark..... 1985-87
 Jim Clark 1911-12
 Mark Clark..... 1991- 92
 Mike Clark 1952-53
 Phil Clark 1958-59
 Will Clark2000
 Josh Clarke1905
 Stan Clarke1990
 Dad Clarkson 1893-95
 Royce Clayton..... 1996-98
 Doug Clemens 1960-64
 Jack Clements.....1898
 Lance Clemons.....1972
 Verne Clemons 1919-24

Donn Clendenon1972
 Maikel Cleto 2011-13
 Reggie Cleveland..... 1969-73
 Tony Cloninger.....1972
 Ed Clough 1924-26
 Dick Cole1951
 John Coleman1895
 Percy Coleman1897
 Vince Coleman..... 1985-90
 Darnell Coles.....1995
 Bill Collins.....1892
 Dave Collins1990
 Phil Collins.....1935
 Ripper Collins 1931-36
 Jackie Collum 1951-53,56
 Bob Coluccio1978
 Joe Connor.....1895
 Roger Connor..... 1894-97
 Tim Conroy 1986-87
 Ed Conwell1911
 Mike Coolbaugh2002
 Scott Coolbaugh1994
 Duff Cooley 1893-96
 Jimmy Cooney 1924-25
 Tim Cooney.....2015
 Mort Cooper 1938-45
 Scott Cooper1995
 Walker Cooper 1940-45,
 56-57
 Mays Copeland1935
 Joe Corbett1904
 Roy Corhan1916
 Rheel Cormier 1991-1994
 Pat Corrales1966
 Frank Corridon1910
 Jim Cosman 1966-67
 John Costello 1988-90
 Tom Coulter1969
 John Coveney1903
 Bill Cox1936
 Danny Cox 1983-88
 Estel Crabtree 1933, 41-42
 Allen Craig..... 2010-14
 Roger Craig.....1964
 Doc Crandall1913
 Forrest Crawford 1906-07
 Glenn Crawford1945
 Pat Crawford 1933-34
 Willie Crawford.....1976
 Doug Creek1995
 Jack Creel1945
 Bernie Creger.....1947
 Creepy Crespi 1938-42
 Lou Criger..... 1899-1900
 Jack Crimian 1951-52
 Nabil Crismatt.....2020
 Tripp Cromer 1993-95
 John Crooks 1892-93, 98
 Ed Crosby 1970,72-73
 Jeff Cross 1942,46-48

Lave Cross 1898-1900
 Monte Cross..... 1896-97
 Bill Crouch1941, 45
 Rick Croushore 1998-99
 George Crowe..... 1959-61
 Mike Crudale 2002-03
 Walton Cruise.... 1914, 16-19
 Gene Crumling..... 1945
 Cirilo Cruz..... 1973
 Hector Cruz 1973, 75-77
 Ivan Cruz2002
 Jesús Cruz2020
 Jose Cruz 1970-74
 Tony Cruz 2011-15
 Mike Cuellar 1964
 George Culver.....1970
 John Cumberland..... 1972
 Joe Cunningham 1954,
 56-61
 Ray Cunningham 1931-32
 Nig Cuppy 1899
 Clarence Currie 1902-03
 Murphy Currie 1916
 Jermaine Curtis 2013
 John Curtis 1974-76

D

John D'Acquisto 1977
 Gene Dale 1911-12
 Jack Damaska 1963
 Pete Daniels1898
 Rolla Daringer 1914-15
 Alvin Dark 1956-58
 Vic Davaillo..... 1969-70
 Jerry Davanon 1969, 70,
 74, 77
 Curt Davis..... 1938-40
 Eric Davis 1999-2000
 Jim Davis1957
 Kiddo Davis1934
 Ron Davis..... 1968
 Spud Davis..... 1928, 34-36
 Willie Davis1975
 Bill Dawley.....1987
 Boots Day..... 1969
 Ken Ridge Day 1924-25
 Pea Dayley 1984-90
 Cot Deal1950, 54
 Austin Dean 2020-21
 Dizzy Dean 1930,32-37
 Paul Dean 1934-39
 Doug DeCinces..... 1987
 George Decker..... 1898
 Tony DeFate 1917
 Rube DeGroof 1905-06
 Mike DeJean2003
 Ivan DeJesus 1985
 Paul DeJong..... 2017-21
 Joe Delahanty 1907-09

HISTORY



CARDINALS ALL-TIME PLAYER ROSTER (continued)

Bill DeLancey 1932,
 34-35, 40
 Art Delaney 1924
 Jose DeLeon 1988-92
 Luis DeLeon 1981
 Wilson Delgado 2002-03
 Bobby Del Greco 1956
 Eddie Delker 1929, 31-32
 Wheezer Dell 1912
 Rich DeLucia 1995
 Frank Demaree 1943
 Lee DeMontreville 1903
 Don Dennis 1965-66
 John Denny 1974-79
 Paul Deringer 1931-33
 Mark DeRosa 2009
 Russ Derry 1949
 Daniel Descalzo 2010-14
 Joe DeSa 1980
 Delino DeShields 1997-98
 Aledmys Díaz 2016-17
 Einar Diaz 2005
 Leo Dickerman 1924-25
 Brandon Dickson 2011-12, 21
 Murry Dickson 1939-40,
 42-43, 46-48, 56-57
 Chuck Diering 1947-51
 Larry Dierker 1977
 Mike DiFelice.. 1996-97, 2002
 Pat Dillard 1900
 Pickles Dillhoefer..... 1919-21
 Mike Dimmel 1979
 Frank DiPino 1989-90, 92
 Dutch Distel 1918
 Steve Dixon 1993-94
 Bill Doak 1913-24, 29
 George Dockins 1945
 Cozy Dolan 1914-15
 John Dolan 1893
 Red Donahue 1895-97
 She Donahue 1904
 Mike Donlin 1899-1900
 Blix Donnelly 1944-46
 Jim Donnelly 1898
 Patsy Donovan 1900-03
 Octavio Dougl 2001
 Klondike Douglas 1896-97
 Taylor Douthit 1923-31
 Dennis Dove 2007
 Tommy Dowd 1893-98
 Dave Dowling 1964
 Carl Doyle 1940
 Jeff Doyle 1983
 Moe Drabowsky 1971-72
 Lee Dressen 1914
 Rob Dressler 1978
 J.D. Drew 1998-2003
 Dan Driessen 1987
 Carl Druhot 1906-07
 Matt Duff 2002

Zach Duke 2016-17
 Bob Duijba 1959-60, 62
 Chris Duncan 2005-09
 Taylor Duncan 1977
 Wiley Dunham 1902
 Grant Dunlap 1953
 John Dunleavy 1903-05
 Shawon Dunston..1999, 2000
 Don Durham 1972
 Joe Durham 1959
 Leon Durham 1980, 89
 Leo Durocher 1933-37
 Erv Dusak 1941-42, 46-51
 Frank Dwyer 1892
 Jim Dwyer 1973-75, 77-78
 Eddie Dyer 1922-27

E
 Bill Earley 1986
 George Earnshaw 1936
 Ed Easley 2015
 Jack Easton 1892
 Rawly Eastwick 1977
 Johnny Echols 1939
 Dennis Eckersley 1996-97
 Al Eckert 1935
 David Eckstein 2005-07
 Joe Edelen 1981
 Tommy Edman 2019-21
 Jim Edmonds 2000-07
 Johnny Edwards 1968
 Wish Egan 1905-06
 Red Ehret 1895
 Cal Eldred 2003-05
 Seth Elledge 2020-21
 Harry Elliott 1953, 55
 Jim Ellis 1969
 Mark Ellis 2014
 Rube Ellis 1909-12
 Bones Ely 1893-95
 Juan Encarnacion ... 2006-08
 Bill Encicott 1946
 Del Ennis 1957-58
 Charlie Enwright 1909
 Hal Epps 1938, 40
 Eddie Erautt 1953
 Duke Esper 1897-98
 Brian Esposito 2007
 Chuck Essegian 1959
 LeRoy Evans 1897
 Steve Evans 1909-13
 Bryan Eversgerd 1994, 98
 Bob Ewing 1912
 Reuben Ewing 1921

F
 Fred Fagin 1895
 Ron Fairly 1975-76
 Pete Falcone 1976-78
 Brian Falkenborg 2006-07

George Fallon 1943-45
 Harry Fanok 1963-64
 Doc Farrell 1930
 John Farrell 1902-05
 Jeff Fassero 2002-03
 Jack Fascholz 1953
 Pedro Feliz 2010
 Bobby Fenwick 1973
 Joe Ferguson 1976
 Junior Fernandez 2019-21
 Don Ferrarese 1962
 Neil Fiala 1981
 Chuckie Fick 2012
 Bien Figueroa 1992
 Chuck Finley 2002
 Mike Fiore 1972
 Sam Fisburn 1919
 Bob Fisher 1918-19
 Chauncey Fisher 1901
 Eddie Fisher 1973
 Showboat Fisher 1930
 Mike Fitzgerald 1988
 Max Flack 1922-25
 Tom Flanagan 1958
 Jack Flaherty 2017-21
 Curt Flood 1958-69
 Tim Flood 1899
 Bernardo Flores, Jr. 2021
 Randy Flores 2004-08
 Ben Flowers 1955-56
 Jake Flowers 1923, 26,
 31-32
 Rich Folkers 1972-74
 Curt Ford 1985-88
 Hod Ford 1932
 Eric Fornataro 2014
 Bob Forsch 1974-88
 Tony Fossas 1995-97
 Alan Foster 1973-74
 Jack Fournier 1920-22
 Dexter Fowler 2017-20
 Jesse Fowler 1924
 Earl Francis 1965
 Tito Francona 1965-66
 Charlie Frank 1893-94
 Fred Frankhouse 1927-30
 Micah Franklin 1997
 Ryan Franklin 2007-11
 Herman Franks 1939
 John Frascatore 1994-95,
 97-98
 Willie Fraser 1991
 George Frazier 1978-80
 Joe Frazier 1954-56
 Roger Freed 1977-79
 Sam Freeman 2012-14
 David Freese 2009-13
 Gene Freese 1958
 Howard Freigau 1922-25
 Benny Frey 1932

Frankie Frisch 1927-37
 Danny Frisella 1976
 Art Fromme 1906-08
 Eric Fryer 2016-17
 Brian Fuentes 2012
 John Fulgham 1979-80
 Chick Fullis 1934, 36
 Rafael Furcal 2011-13
 Les Fusselman 1952-53

G
 Gary Gaetti 1996-98
 Phil Gagliano 1963-70
 Del Gainer 1922
 Fred Gaiser 1908
 Andres Galarraga 1992
 John Gall 2005-06
 Mike Gallego 1996-97
 Giovanni Gallegos.. 2018-21
 Bad News Galloway 1912
 Pud Galvin 1892
 Bill Gannon 1898
 John Gant 2017-21
 Ron Gant 1996-98
 Joe Garagiola 1946-51
 Adolis García 2018
 Tim Garcia 2014-18
 Jaime García 2008, 10-16
 Luis García 2021
 Danny Gardella 1950
 Glenn Gardner 1945
 Art Garibaldi 1936
 Mike Garman 1974-75
 Debs Garms 1943-45
 Wayne Garrett 1978
 John Gast 2013
 Rich Gedman 1991-92
 Charley Gelbert 1929-32,
 35-36
 Frank Genins 1892
 Al Gettel 1955
 Charlie Getzein 1892
 Rube Geyer 1910-13
 Ray Giannelli 1995
 Bob Gibson 1959-75
 Billy Gilbert 1908-09
 Shawn Gilbert 1998
 George Gilham 1920-21
 Frank Gilhooley 1911-12
 Bernard Gilkey 1990-95
 Carden Gillenwater 1940
 George Gillpatrick 1898
 Hal Gilson 1968
 Joe Girardi 2003
 Dave Giusti 1969
 Jack Glasscock 1892-93
 Troy Glaus 2008-09
 Tommy Glaviano 1949-52
 Kid Gleason 1892-94
 Bob Glenn 1920

HISTORY



CARDINALS ALL-TIME PLAYER ROSTER (continued)

Harry Glenn.....1915	Jedd Gyorko..... 2016-19	Clarence Heise.....1934	Oscar Horstmann..... 1917-19
John Glenn.....1960		Rick Heiserman.....1999	Rick Horton ... 1984-87, 89-90
Danny Godby.....1974	H	Ryan Helsley..... 2019-21	Paul Householder 1984
Roy Golden..... 1910-11	Bob Habenicht.....1951	Scott Hemond1995	John Houseman.....1897
Paul Goldschmidt..... 2019-21	John Habyan..... 1994-95	Charlie Hemphill.....1899	David Howard..... 1998-99
Hal Goldsmith.....1929	Jim Hackett..... 1902-03	Solly Hemus..... 1949-56, 59	Doug Howard..... 1975
Austin Gombert.....2018, 20	Luther Hackman..... 2000-02	George Hendrick... 1978-1984	Earl Howard..... 1918
Marco Gonzales ..2014-15, 17	Harvey Haddix..... 1952-56	Harvey Hendrick1932	Thomas Howard... 1999-2000
Jose Gonzalez1984	Chick Hafey..... 1924-31	Tom Henke.....1995	Art Howe..... 1984-85
Julio Gonzalez..... 1981-82	Casey Hageman 1914	Roy Henshaw.....1938	Roland Howell..... 1912
Mike Gonzalez 1915-18, 24-25, 31-32	Kevin Hagen..... 1983-84	Pat Hentgen.....2000	Bill Howerton 1949-51
Bill Goodenough1893	Joe Hague..... 1968-72	Dustin Hermanson ...2001, 03	Al Hrabosky..... 1970-77
Marv Goodwin.... 1917, 19-22	Don Hahn..... 1975	Carlos Hernandez.....2000	Jimmy Hudgens 1923
George Gore1892	Fred Hahn1952	Keith Hernandez..... 1974-83	Rex Hudler 1990-92
Herb Gorman.....1952	Hal Haid..... 1928-30	Larry Herndon 1974	Charles Hudson 1972
Hank Gornicki.....1941	Ed Haigh.....1892	Tom Herr 1979-88	Dakota Hudson 2018-21
Julio Gotay 1960-62	Jesse Haines..... 1920-37	Neal Hertweck..... 1952	Joe Hudson2019
Al Grabowski..... 1929-30	Charley Hall.....1916	Ed Heusser 1935-36	Frank Huelsman..... 1897
Mike Grady..... 1897, 1904-06	Russ Hall.....1898	Mike Heydon 1901	Chad Huffman.....2017
Alex Grammas 1954-56, 59-62	Bill Hallahan ...1925-26, 29-36	Jason Heyward2015	Miller Huggins 1910-16
Wayne Granger.....1968, 73	Bill Hallman1897	Jim Hickman.....1974	Dick Hughes..... 1966-68
Mudcat Grant1969	Dave Hamilton..... 1978	Jim Hicks1969	Terry Hughes 1973
Mark Grater1991	Mark Hamilton 2010-11	Jordan Hicks 2018-21	Tom Hughes..... 1959
Dick Gray.....1959-60	Josh Hancock..... 2006-07	Irv Higginbotham . 1906, 08-09	Jim Hughey1898, 1900
Bill Greason.....1954	Fred Haney1929	Dennis Higgins..... 1971-72	Tim Hulett..... 1995
David Green..... 1981-84, 87	Larry Haney.....1973	Festus Higgins 1909-10	Rudy Hulswitt 1909-10
Gene Green 1957-59	J.A. Happ.....2021	Andy High..... 1928-31	Bob Humphreys 1963-64
Scarborough Green 1997	Dan Haren..... 2003-04	Palmer Hildebrand 1913	Ben Hunt 1913
Khalil Greene2009	Dick Harley..... 1897-98	Tom Hilgendorf..... 1969-70	Joel Hunt 1931-32
Tyler Greene 2009-12	Bob Harmon..... 1909-13	Carmen Hill 1929-30	Randy Hunt 1985
Nick Greenwood 2014-15	Chuck Harmon 1956-57	Hugh Hill..... 1904	Ron Hunt..... 1974
Luke Gregerson 2018-19	Brian Harper.....1985	Ken Hill 1988-91, 1995	Brian Hunter..... 1998
Bill Greif.....1976	George Harper 1928	Marc Hill 1973-74	Herb Hunter..... 1921
Randal Grichuk 2014-17	Jack Harper..... 1900-01	Steven Hill2010, 12	Steve Hunt..... 1967, 69
Tim Griesenbeck.....1920	Ray Harrell 1935, 37-38	Howard Hilton..... 1990	Walter Huntzinger 1926
Tom Grieve..... 1979	Mitch Harris.....2015	John Himes 1905-06	Clint Hurdle 1986
Sandy Griffin1893	Vic Harris.....1976	Sterling Hitchcock 2003	Scott Hurst.....2021
Bob Grim1960	Bill Hart 1896-97	Bruce Hitt..... 1917	Chad Hutchinson 2001
Burleigh Grimes 1930-31, 33-34	Chick Hart 2003-04	Glen Hobbie 1964	Bill Hutchison 1897
John Grimes.....1897	Chuck Hartenstein 1970	Ed Hock..... 1920	Ira Hutchinson 1940-41
Charlie Grimm 1918	Fred Hartman 1897, 1902	Art Hoelskoetter 1905-08	Ham Hyatt 1915
Dan Griner..... 1912-16	Andy Hassler..... 1984-85	Joe Hoerner 1966-69	Pat Hynes..... 1903
Marv Grissom..... 1959	Marcus Hatley 2015	Jarrett Hoffpauir 2009	I
Dick Groat..... 1963-65	Grady Hatton..... 1956	Marty Hogan..... 1894-95	Dane Iorg..... 1977-84
Johnny Grodzicki 1941, 46-47	Arnold Hauser 1910-13	Aaron Holbert 1996	Walt Irwin..... 1921
Mark Grudzielanek.....2005	Bill Hawke..... 1892-93	Greg Holland.....2018	Jason Isringhausen ...2002-08
Joe Grzenda.....1972	Blake Hawksworth .. 2009-10	Mul Holland..... 1929	Cesar Izturis2008
Mario Guerrero.....1975	Pink Hawley 1892-94	Matt Holliday 2009-16	
Pedro Guerrero..... 1988-92	Jeremy Hazelbaker2016	Ed Holly 1906-07	J
Lee Guetterman1993	Doc Hazleton.....1902	Wattie Holm..... 1924-29, 32	Ray Jablonski 1953-54, 59
Preston Guilmet2018	Francis Healy.....1934	Daren Holmes.....2000	Al Jackson 1966-67
Mike Gulan1997	Bunny Hearn 1910-11	H. Ducky Holmes 1906	Danny Jackson 1995-97
Harry Gumbert 1941-44	Jim Hearn..... 1947-50	J. Ducky Holmes 1898	Edwin Jackson2011
Joe Gunson..... 1893	Mike Heath 1986	Rick Honeycutt 1996-97	Larry Jackson 1955-62
Don Gutteridge..... 1936-40	Cliff Heathcote..... 1918-22	Don Hood..... 1980	Mike Jackson 1971
Santiago Guzman 1969-72	Jack Heidemann 1974	Sis Hopkins 1907	Ryan Jackson 2012-13
	Emmet Heidrick... 1899-1901	Johnny Hopp..... 1939-45	Elmer Jacobs 1919-20
	Don Heinkel..... 1989	Bill Hopper..... 1913-14	Tony Jacobs..... 1955
	Tom Heintzelman..... 1973-74	Bob Horner.....1988	Bob James 1909
	Bob Heise.....1974	Rogers Hornsby... 1915-26, 33	

HISTORY



CARDINALS ALL-TIME PLAYER ROSTER (continued)

Charlie James 1960-64
 Mike James 2000-01
 Hal Janvrin 1919-21
 Kevin Jarvis 2005
 Hi Jasper 1916
 Larry Jaster 1965-68
 Julian Javier 1960-71
 Jon Jay 2010-15
 Hal Jeffcoat 1959
 Gregg Jefferies 1993-94
 Marcus Jensen 1999
 Jose Jimenez 1998-99
 Kelvin Jimenez 2007-08
 Adam Johnson 1918
 Alex Johnson 1966-67
 Billy Johnson 1951-53
 Bob Johnson 1969
 Dan Johnson 2015
 Darrell Johnson 1960
 Jerry Johnson 1970
 Ken Johnson 1947-50
 Lance Johnson 1987
 Mark Johnson 2008
 Rob Johnson 2013
 Si Johnson 1936-38
 Syl Johnson 1926-33
 Tyler Johnson 2005-08
 Cowboy Jones 1899-1901
 Gordon Jones 1954-56
 Howie Jones 1921
 Nippy Jones 1946-51
 Red Jones 1940
 Sam Jones 1957-58, 63
 Tim Jones 1988-93
 Bubber Jonnard 1929
 Brian Jordan 1992-98
 Mike Jorgensen 1984-85
 Felix Jose 1990-92
 Kevin Joseph 2002
 Jimmy Journell 2003, 05
 Lyle Judy 1935
 Al Jurisich 1944-45
 Skip Jutze 1972

K

Jim Kaat 1980-83
 Rob Kaminsky 2020
 Ed Karger 1906-08
 Jason Karnuth 2001
 Eddie Kasko 1957-58
 Ray Katt 1956, 58-59
 Tony Kaufmann 1927-28,
 30-31, 35
 Marty Kavanagh 1918
 Eddie Kazak 1948-52
 Bob Keely 1944-45
 Vic Keen 1926-27
 Jeff Keener 1982-83
 Randy Keisler 2007

Bill Keister 1900
 John Kelleher 1912
 Mick Kelleher 1972-73, 75
 Alex Kellner 1959
 Win Kellum 1905
 Bill Kelly 1910
 Carson Kelly 2016-18
 John Kelly 1907
 Joe Kelly 2012-14
 Pat Kelly 1998
 Adam Kennedy 1999,
 2007-08
 Jim Kennedy 1970
 Terry Kennedy 1978-80
 Matt Keough 1985
 Kurt Kepshire 1984-86
 George Kernek 1965-66
 Don Kessinger 1976-77
 Dean Kiekhefer 2016
 Darryl Kile 2000-02
 Paul Kilgus 1993
 Kwang Hyun Kim 2020-21
 Newt Kimball 1940
 Hal Kime 1920
 Wally Kimmick 1919
 Ellis Kinder 1956
 Charlie King 1959
 Curtis King 1997-99
 Jim King 1957
 Lynn King 1935-36, 39
 Ray King 2004-05
 Walt Kinlock 1895
 Josh Kinney 2006-09
 Tom Kinslow 1898
 Matt Kinzer 1989
 Mike Kircher 1920-21
 Bill Kissinger 1895-97
 Lou Klein 1943, 45-46, 49
 Nub Kleinke 1935, 37
 Ron Kline 1960
 Steve Kline 2001-04
 Rudy Kling 1902
 Clyde Kluttz 1946
 Alan Knicely 1986
 Jack Knight 1922
 Andrew Knizner 2019-21
 Mike Knode 1920
 Darold Knowles 1979-80
 Willis Koeningmark 1919
 Gary Kolb 1960, 62-63
 Erik Komatsu 2012
 Ed Konetchy 1907-13
 Jim Konstanty 1956
 George Kopshaw 1923
 George Kottaras 2014
 Ernie Koy 1940-41
 Pete Kozma 2011-15
 Lew Krausse 1973
 Kurt Krieger 1949, 51

Howie Krist 1937-38,
 41-43, 46
 Otto Krueger 1900-02
 Ted Kubiak 1971
 Willie Kuehne 1892
 Ryan Kurosaki 1975
 Whitey Kurovski 1941-49
 Bob Kuzava 1957

L

Mike Laga 1986-88
 Lerrin LaGrow 1976
 John Lackey 2014-15
 Jeff Lahti 1982-86
 Gerald Laird 2011
 Eddie Lake 1939-41
 Steve Lake 1986-88
 Bud Lally 1897
 Jack Lamabe 1967
 Fred Lamline 1915
 Tom Lampkin 1997-98
 Les Lancaster 1993
 Hobie Landrith 1957-58
 Don Landrum 1960-62
 Tito Landrum 1980-87
 Don Lang 1948
 Max Lanier 1938-46, 49-51
 Ray Lankford .. 1990-2001, 04
 Paul LaPalme 1955-56
 Dave LaPointe 1981-84, 87
 Ralph LaPointe 1948
 Bob Larmore 1918
 Jason LaRue 2008-10
 Lyn Lary 1939
 Don Lassetter 1957
 Arlie Latham 1896
 Mike LaValliere 1985-86
 Doc Lavan 1919-24
 Tom Lawless 1985-88
 Brooks Lawrence 1954-55
 Tom Leahy 1905
 Mike Leake 2016-17
 Wade LeBlanc 2021
 Leron Lee 1969-71
 Manuel Lee 1995
 Jim Lentine 1978-80
 Leonard 1892
 Dominic Leone 2018-19
 Barry Lersch 1974
 Roy Leslie 1919
 Jon Lester 2021
 Dan Lewandowski 1951
 Bill Lewis 1933
 Johnny Lewis 1964
 Sixto Lezcano 1981
 Don Liddle 1956
 Gene Lillard 1940
 Bob Lillis 1961
 Mike Lincoln 2004

Johnny Lindell 1950
 Jim Lindeman 1986-89
 Jim Lindsey 1929-34
 Royce Lint 1954
 Larry Lintz 1975
 Frank Linzy 1970-71
 Mark Littell 1978-82
 Jeff Little 1980
 Mark Little 1998
 Dick Littlefield 1956
 John Littlefield 1980
 Carlisle Littlejohn 1927-28
 Danny Litwhiler... 1943-44, 46
 Paddy Livingston 1917
 Scott Livingstone 1997
 Lawrence "Bobby" Locke
 1962
 Whitey Lockman 1956
 Bill Lohrman 1942
 Kyle Lohse 2008-12
 Geoff Long 1963-64
 Tommy Long 1915-17
 BradenLooper 1998,
 2006-08
 Art Lopatka 1945
 Aurelio Lopez 1978
 Felipe Lopez 2008, 10
 Joe Lotz 1916
 Lynn Lovenguth 1957
 John Lovett 1903
 Grover Lowdermilk... 1909, 11
 Lou Lowdermilk 1911-12
 Sean Lowe 1997-98
 Peanut Lowrey 1950-54
 Josh Lucas 2017
 Con Lucid 1897
 Eric Ludwick 1996-97
 Ryan Ludwick 2007-10
 Bill Ludwig 1908
 Larry Luebbers 1999
 Julio Lugo 2009
 Hector Luna 2004-06
 Memo Luna 1954
 Ernie Lush 1910
 Johnny Lush 1907-10
 Lance Lynn 2011-17
 Bill Lyons 1983-84
 Denny Lyons 1895
 George Lyons 1920
 Hersh Lyons 1941
 Tyler Lyons 2013-18

M

Bob Mabe 1958
 John Mabry ... 1994-98, 2001,
 04-05
 Mike MacDougal 2010
 Ken MacKenzie 1963
 Evan MacLane 2010

HISTORY



CARDINALS ALL-TIME PLAYER ROSTER (continued)

Johnny Mackinson1955	Joe McCarthy1906	Sam Mertes1906	Clayton Mortensen2009
Lonnie Maclin1993	Lew McCarty 1920-21	Steve Mesner1941	Walt Moryn 1960-61
Max Macon1938	Tim McCarver 1959-61,	Clarence Metzger1977	Brandon Moss 2015-16
Bill Magee1901 63-69, 73-74	Ed Mickelson1950	Jason Motte2008-14
Lee Magee 1911-14	Pat McCauley1893	Ed Mierkowicz1950	Mike Mowrey 1909-13
Sal Maglie1958	Kyle McClellan 2008-12	Larry Miggins1948, 52	Jamie Moyer1991
Joe Magrane...1987-90, 92-93	Bob McClure 1991-92	Pete Mikkelsen1968	Heinie Mueller 1920-26
Art Mahaffey1966	Billy McCool1970	Miles Mikolas 2018-21	Billy Muffett1957-58
Mike Mahoney1898	Jim McCormick1892	Eddie Miksis1957	Edward Mujica2012-13
Mike Mahoney2005	Harry McCurdy 1922-23	Aaron Miles 2006-08, 10	Mark Mulder2005-08
Duster Mails 1925-26	Andrew Miller 1955-62	Andrew Miller 2019-21	Jerryumphrey 1974-79
Jim Mallory1945	Von McDaniel 1957-58	Bob Miller 1957, 59-61	George Munger 1943-44,
Gus Mancuso 1928, 30-32,	Mick McDermott1961	Brad Miller2020 46-52
..... 41-42	Mike McDermott1897	Charlie Miller 1913-14	Les Munns1936
Seth Maness 2013-16	Keith McDonald 2000-01	Doggie Miller 1894-95	Yairo Muñoz 2018-19
Les Mann 1921-23	John McDougal 1895-96	Dots Miller 1914-17, 19	Steve Mura1982
Fred Manrique1986	Sandy McDougal1905	Dusty Miller1899	Simmy Murch 1904-05
Rabbit Maranville 1927-28	Will McEnaney1979	Eddie Miller1950	Tim Murchison1917
Walt Marbet1913	Joe McEwing 1998-99	Elmer Miller1912	Wilbur Mumdoch1908
Marty Marion 1940-50	Guy McFadden1895	Justin Miller2021	Ed Murphy 1901-03
Roger Maris 1967-68	Chappie McFarland... 1902-06	Kohly Miller1892	Howard Murphy1909
Fred Marolewski1953	T.J. McFarland 2021	Shelby Miller2012-14	John Murphy1902
Mike Maroth2007	Joe McFarland 1896-97	Stu Miller 1952-54, 56	Mike Murphy1912
Jason Marquis 2004-06	Dan McGann 1900-01	Trever Miller 2009-11	Morgan Murphy 1896-97
Eli Marrero 1997-2003	Bill McGee 1935-41	Buster Mills1934	Rob Murphy 1993-94
Charlie Marshall1941	Willie McGee...1982-90, 96-99	Larry Milton1903	Tom Murphy1973
Doc Marshall 1906-08	Don McGeehan1911	Minnie Minoso1962	Red Murray 1906-08
Joe Marshall1906	Jim McGinley 1904-05	Clarence Mitchell 1928-30	Stan Musial ... 1941-44, 46-63
Victor Marte 2012-13	Lynn McGlothen 1974-76	Johnny Mize 1936-41	Bert Myers1896
Freddie Martin 1946, 49-50	Stoney McGlynn 1906-08	Vinegar Bend Mizell1900	Hy Myers 1923-25
John Martin 1980-83	Bob McGraw 1927 1952- 53, 56-60	Lynn Myers 1938-39
Morrie Martin 1957-58	John McGraw1900	Herb Moford1955	
Pepper Martin... 1928, 30-40,	Tom McGraw1997	Mike Mohler 1999-2000	N
.....44	Terry McGriff1994	Gabe Molina 2002-03	Mike Nagy1973
Stu Martin 1936-40	Mark McGrillis1892	Yadier Molina 2004-21	Sam Nahem1941
Carlos Martínez 2013-21	Mark McGwire 1997-2001	Fritz Mollwitz1919	Sam Narron 1935, 42-43
José Martínez 2016-19	Austin McHenry 1918-22	Wally Moon 1954-58	Chris Narveson2006
Marty Martínez1972	Otto Mclvor1911	Jim Mooney1933-34	Ken Nash1914
Silvio Martínez 1978-81	Donnie McKay2004	Donnie Moore1980	Mike Naymick1944
Teddy Martínez1975	Ed McKean1899	Gene Moore 1933-35	John Nelson2006
Tino Martínez 2002-03	Michael McKenry2016	Randy Moore1937	Mel Nelson 1960, 68-69
Ernie Mason1894	Ralph McLaurin1908	Terry Moore... 1935-42, 46-48	Rocky Nelson 1949-51, 56
Justin Masterson2014	Larry McLean 1904, 13	Tommy Moore1975	Pat Neshek2014
Mike Matheny 2000-04	Jerry McNertney 1971-72	Whitey Moore1942	Juan Nicasio2017
Joe Mather2008, 10	Larry McWilliams1988	Jerry Morales1978	Art Nichols 1901-03
Greg Mathews... 1986-88, 90	Lee Meadows 1915-19	Bill Moran1892	Kid Nichols 1904-05
T.J. Mathews ...1995-97, 2001	Joe Medwick 1932-40, 47-48	Charley Moran1903, 08	Charlie Niebergall1921,
Mike Matthews 2000-02	Ryan Meisinger2020	Forrest More1909 23-24
Wally Mattick1918	Adalberto Mejia2019	Bobby Morgan1956	Tom Niedenfuer 1990
Gene Mauch1952	Alex Mejia2017	Eddie Morgan1936	Dick Niehaus 1913-15
Harry Maupin1898	Miguel Mejia1996	Joe Morgan1964	Bert Niehoff 1918
Dal Maxvill 1962-72	Roberto Mejia1997	Mike Morgan 1995-96	Bob Nieman 1960-61
Jakie May 1917-21	Sam Mejias1976	Gene Moriarity1892	Tom Nieto 1984-85
Mike Mayers2016-19	Luis Melendez 1970-76	Max Moroff2021	Tom Niland 1896
Jack McAdams1911	Steve Meltzer1909	John Morris 1986-90	John Nogowski 2020-21
Ike McAuley1917	Ted Menze1918	Matt Morris 1997-98,	Pete Noonan 1906-07
Bake McBride 1973-77	John Mercer1912 2000-05	Lars Nootbaar2021
George McBride 1905-06	Kent Mercker 1998-99	Walter Morris1908	Irv Noren 1957-59
Pete McBride1899	Lloyd Merritt1957	Hap Morse1911	Fred Norman 1970-71

HISTORY



CARDINALS ALL-TIME PLAYER ROSTER (continued)

Bud Norris2018
Lou North..... 1917, 20-24
Ron Northey..... 1947-49
Joe Nossek 1969-70
Abraham Núñez2005
Howie Nunn.....1959
Rich Nye.....1970

O

Rebel Oakes 1910-13
Ken Oberkfell 1977-84
Dan O'Brien 1978-79
Johnny O'Brien.....1958
Jack O'Connor 1899-1900
Paddy O'Connor1914
Ken O'Dea..... 1942-46
Bob O'Farrell 1925-28,
.....33, 35
Brusie Ogradowski.. 1936-37
Bill O'Hara1910
Tom O'Hara..... 1906-07
Seung Hwan Oh..... 2016-17
Kevin Ohme2003
Charley O'Leary1913
Jose Oliva.....1995
Ed Olivares 1960-61
Omar Olivares..... 1990-1994
Darren Oliver..... 1998-99
Gene Oliver 1959, 61-63
Diomedes Olivo..... 1963
Al Olmsted.....1980
Randy O'Neal..... 1987-88
Dennie O'Neill1893
Jack O'Neill 1902-03
Mike O'Neill 1901-04
Tyler O'Neill..... 2018-21
Jose Oquendo..... 1986-95
Luis Ordaz 1997-99
Joe Oregno 1939-40
Jesse Orosco2000
Charlie O'Rourke1959
Patsy O'Rourke..... 1908
Tim O'Rourke.....1894
Ernie Orsatti 1927-35
William Ortega.....2001
Donovan Osborne... 1992-93,
.....95-99
Champ Osteen..... 1908-09
Claude Osteen1974
Adam Ottavino2010
Jim Otten..... 1980-81
Joe Otten.....1895
Johan Oveiden..... 2020-21
Mickey Owen 1937-40
Rick Ownbey.....1984, 86
Marcell Ozuna..... 2018-19

P

Gene Packard 1917-18
Dick Padden.....1901

Don Padgett 1937-41
Matt Pagnozzi 2009-10
Tom Pagnozzi 1987-98
Phil Paine 1958
Lance Painter...1997-99, 2003
Vicente Palacios..... 1994-95
Orlando Palmeiro.....2003
Lowell Palmer.....1972
Al Papai.....1948, 50
Stan Papi.....1974
Erik Pappas..... 1993-94
Craig Paquette 1999-2001
Freddy Parent1899
Kelly Paris1982
Mike Parisi2008
Harry Parker..... 1970-71, 75
Roy Parker1919
Roy Parmelee1936
Jeff Parrett..... 1995-96
Tom Parrott1896
Stan Partenheimer.....1945
Mike Pasquella.....1919
Corey Patterson2011
Daryl Patterson1971
Harry Patton1910
Gene Paulette 1917-19
Gil Paulsen.....1925
George Paynter.....1894
George Pearce.....1917
Josh Pearce 2002-04
Frank Pears.....1893
Alex Pearson.....1902
Jason Pearson2003
Homer Peel1927, 30
Charlie Peete1956
Heinie Peitz 1892-95, 1913
Joe Peitz.....1894
Brayan Peña2016
Francisco Peña2018
Geronimo Pena..... 1990-95
Orlando Pena..... 1973-74
Tony Pena..... 1987-89
Terry Pendleton..... 1984-90
Brad Penny2010
Ray Pepper 1932-33
Jhonny Peralta 2014-17
Troy Percival2007
Hub Perdue 1914-15
Audry Perez 2013-14
Chris Perez 2008-09
Eduardo Perez... 1999-2000,
.....02-03
Mike Perez 1990-1994
Timo Perez.....2006
Pol Perritt..... 1912-14
Gerald Perry..... 1991-95
Pat Perry 1985-87
Bill Pertica 1921-23
Steve Peters..... 1987-88

Brock Peterson.....2013
Mark Petkovsek 1995-98
Jeff Pfeffer..... 1921-24
Tommy Pham.....2014-18
Ed Phelps..... 1909-10
Josh Phelps.....2008
Ed Phillips.....1953
Mike Phillips 1977-80
Bill Phyle.....1906
Ron Piche.....1966
Charlie Pickett1910
A.J. Pierzynski.....2014
Joel Piñeiro..... 2007-09
George Pinkney1892
Vada Pinson.....1969
Cotton Phippen1936
Stephen Piscotty 2015-17
Phil Plantier1997
Tim Plodinec1972
Tom Poholsky 1950-51,
.....54-56
Placido Polanco .. 1998-2002
Cliff Politte1998
Howie Pollet .. 1941-43, 46-51
Daniel Ponce de Leon . 2018-21
Sidney Ponson2006
Bill Popp1902
Colin Porter2004
Darrell Porter..... 1981-85
J W Porter1959
Mike Potter 1976-77
Nels Potter1936
Jack Powell 1899-1901
Ted Power.....1989
Joe Presko 1951-54
Mike Proly.....1976
George Puccinelli.... 1930, 32
Albert Pujols 2001-11
Bill Pulsipher.....2005
Nick Punto.....2011
Bob Purkey.....1965
Ambrose Puttman1906

Q

Finners Quinlan1913
Joe Quinn...1893-96, 98, 1900
Jamie Quirk1983
Dan Quisenberry..... 1988-89

R

Roy Radebaugh1911
Dave Rader1977
Scott Radinsky 1999-2000
Ken Raffensberger.....1939
Brady Raggio 1997-98
Gary Rajsich.....1984
John Raleigh 1909-10
Milt Ramirez 1970-71
Roel Ramírez 2020-21

Mike Ramsey 1978, 80-84
Dick Rand..... 1953, 55
Vic Raschi 1954-55
Colby Rasmus..... 2009-11
Eric Rasmussen..... 1975-78,
.....82-83
Tommy Raub1906
Rangel Ravelo..... 2019-20
Floyd Rayford..... 1983
Bugs Raymond 1907-08
Britt Reames2000
Art Rebel 1945
Phil Redding..... 1912-13
Milt Reed1911
Ron Reed1975
Bill Reeder.....1949
Jimmy Reese1932
Tom Reilly 1908-09
Art Reinhart 1919, 25-28
Jack Reis.....1911
Ken Reitz..... 1972-75, 77-80
Edgar Renteria.... 1999-2004
Bob Repass.....1939
Rip Repulski 1953-56
Jerry Reuss 1969-71
Al Reyes2004-05
Alex Reyes2016-21
Anthony Reyes..... 2005-07
Dennys Reyes..... 2009-10
Bob Reynolds..... 1971
Ken Reynolds.....1975
Mark Reynolds.....2015
Flint Rhem.... 1924-28, 30-32,
.....34, 36
Bob Rhoads1903
Arthur Rhodes.....2011
Charlie Rhodes . 1906, 08-09
Dennis Ribant.....1969
Del Rice..... 1945-55, 60
Hal Rice..... 1948-53
Chris Richard2000
Lee Richard.....1976
Bill Richardson1901
Gordie Richardson..... 1964
Pete Richert1974
Don Richmond1951
Dave Ricketts 1963, 65,
.....67-69
Dick Ricketts 1959
John Ricks.....1894
Elmer Rieger1910
Joe Riggert.....1914
Lew Riggs 1934
Andy Rincon..... 1980-82
Ricardo Rincon.....2006
Jimmy Ring 1927
Tink Riviere1921
Skipper Roberts1913
Drew Robinson2019



CARDINALS ALL-TIME PLAYER ROSTER (continued)

Hank Robinson 1914-15	Ed Sauer1949	Bob Shirley1981	Billy Southworth ... 1926-27, 29
Kerry Robinson 2001-2003	Hank Sauer1956	Burt Shotton 1919-23	Chris Speier1984
Shane Robinson ... 2009, 11-14	Ted Savage 1965-67	Clyde Shoun 1938-42	Daryl Spencer 1960-61
Wilbert Robinson1900	Carl Sawatski 1960-63	Chasen Shreve 2018-19	Ed Spiezio 1964-68
Jack Roche 1914-15, 17	Steve Scarsone1997	Frank Shugart 1893-94	Scott Spiezio 2006-07
John Rodriguez 2005-06	Jimmie Schaffer 1961-62	Dick Siebert1937-38	Scipio Spinks 1972-73
Jose Rodriguez2000, 02	Bobby Schang1927	Sonny Siebert1974	Ed Sprague1973
Nerio Rodriguez2002	Bob Scheffing1951	Kevin Siegrist 2013-17	Jack Spring 1964
Rich Rodriguez 1994-95	Carl Scheib1954	Magneuris Sierra2017	Russ Springer 2003, 07-08
Preacher Roe1938	Richie Scheinblum 1974	Curt Simmons 1960-66	Joe Sprinz1933
Wally Roettger ... 1927-29, 31	Bill Schindler1920	Ted Simmons 1968-80	Tuck Stainback1938
Cookie Rojas1970	Freddy Schmidt .. 1944, 46-47	Jason Simontacchi ... 2002-04	Gerry Staley 1947-54
Stan Rojek1951	Walter Schmidt1925	Dick Simpson1968	Harry Staley1895
Scott Rolen 2002-07	Willard Schmidt 1952-53,	Dick Sisler 1946-47, 52-53	Tracy Stallard 1965-66
Ray Rolling1912 55-57	Ted Sizemore 1971-75	Virgil Stallcup 1952-53
Johnny Romano1967	Red Schoendienst . 1945-56,	Bob Skinner1964-66	Pete Standridge 1911
J.C. Romero2012 61-63	Gordon Slade1933	Eddie Stanky 1952-53
John Romonosky1953	Dick Schofield 1953-58,	Jack Slattery1906	Cody Stanley2015
Marc Ronan1993 68, 71	Enos Slaughter 1938-42,	Harry Stanton 1900
Angel Rondon2021	Ossee Schreckengost... 1899 46-53	Ray Starr 1932
Jorge Rondon2014	Pop Schriver1901	Heathcliff Slocumb1999-2000	Nick Stavinoaha 2008-10
José Rondón2021	Max Schrock2020	Bill Smith 1958-59	Gene Stechschulte... 2000-02
Gene Roof 1981-83	Heinie Schuble 1927, 36	Bob Smith1957	Bill Steele 1910-14
Jorge Roque 1970-72	Johnny Schulte1927	Bobby Gene Smith.. 1957-59,	Bob Steele 1916-17
Alberto Rosario 2016-17	Barney Schultz... 1955, 63-65 62	Bill Stein 1972-73
Mike Rose2006	Buddy Schultz 1977-79	Bryn Smith1990-92	Jake Stenzel 1898-99
Trevor Rosenthal 2012-17	Joe Schultz 1919-24	Bud Smith2001-02	Ray Stephens1990-91
Tyson Ross 2018	Walt Schulz1920	Charley Smith1966	Bobby Stephenson1955
Jack Rothrock 1934-35	Skip Schumaker 2005-12	Earl Smith 1928-30	Garrett Stephenson1999-2000, 02-03
Stan Royer 1991-94	Ferdie Schupp 1919-21	Frank Smith1955	Stuffy Stewart 1916-17
Dave Rucker 1983-84	Lou Scoffio1936	Fred Smith1917	Kelly Stinnett2007
Ken Rudolph 1975-76	George Scott1920	Germany Smith1898	Bob Stinson1971
Jack Russell1940	Tony Scott 1977-81	Hal Smith 1956-61	Chuck Stobbs1958
Paul Russell1894	Xavier Scruggs 2014-15	Jack Smith 1915-26	Milt Stock1919-23
Brendan Ryan 2007-10	Scott Seabol2005	Jud Smith1893	Dean Stone1959
J. Ryan1895	Kim Seaman1979-80	Keith Smith 1979-80	Tige Stone1923
John Ryan 1901-03	Diego Segui 1972-73	Lee Smith1990-93	Alan Storde1909
Mike Ryba 1935-38	Epp Sell 1922-23	Lonnie Smith 1982-85	Todd Stottlemyre 1996-98
Marc Rzepczynski ... 2011-13	Carey Selph1929	Ozzie Smith1982-96	Allyn Stout 1931-33
	Walter Sessi1941, 46	Reggie Smith 1974-76	Gabby Street1931
	Jimmy Sexton1983	Tom Smith1898	Cub Stricker1892
	Mike Shannon 1962-70	Travis Smith2002	Joe Stripp1938
	Spike Shannon 1904-06	Wally Smith 1911-12	Johnny Stuart 1922-25
	Wally Shannon 1959-60	Willie Smith1994	John Stuper 1982-84
	Bobby Shantz 1962-64	John Smoltz2009	Willie Sudhoff 1897-1901
	Al Shaw 1907-09	Homer Smoot 1902-06	Joe Sugden1898
	Don Shaw 1971-72	Red Smyth 1917-18	Harry Sullivan1909
	Danny Shay1904-05	Frank Snyder 1912-19, 27	Joe Sullivan1896
	Gerry Shea1905	Miguel Socolovich ... 2015-17	Suter Sullivan1898
	Danny Sheaffer 1995-97	Clint Sodowsky1999	Kid Summers1893
	Jimmy Sheckard1913	Ray Soff 1986-87	Tom Sunkel 1937, 39
	Biff Sheehan 1895-96	Miguel Socolovich ... 2015-16	Jeff Suppan 2004-06, 10
	Ray Shepardson1924	Eddie Solomon1976	Max Surkont1956
	Bill Sherdel 1918-30, 32	Lary Sorensen1981	Rick Sutcliffe1994
	Ryan Sherriff 2017-18	Edmundo Sosa 2018-21	Gary Sutherland1978
	Tim Sherrill 1990-91	Elias Sosa1975	Bruce Sutter 1981-84
	Charlie Shields1907	Jorge Sosa2006	Jack Sutthoff1899
	Vince Shields1924	Allen Sothoron 1924-26	Johnny Sutton1977
	Ralph Shinners1925		

S

HISTORY



CARDINALS ALL-TIME PLAYER ROSTER (continued)

Larry Sutton..... 2000-01
Mark Sweeney 1995-97
Charlie Swindells.....1904
Steve Swisher 1978-80
Bob Sykes..... 1979-81

T

Jeff Tabaka2001
So Taguchi 2002-07
Brian Tallet2011
John Tamargo..... 1976-78
Travis Tartamella2015
Lee Tate 1958-59
Fernando Tatis..... 1998-2000
Don Taussig.....1961
Julian Tavarez..... 2004-05
Oscar Taveras.....2014
Carl Taylor.....1970
Chuck Taylor..... 1969-71
Ed Taylor 1903
Jack Taylor.....1898
Jack Taylor..... 1904-06
Joe Taylor.....1958
Ron Taylor..... 1963-65
Bud Teachout.....1932
Patsy Tebeau..... 1899-1900
Ruben Tejada.....2016
Garry Templeton..... 1976-81
Gene Tenace 1981-82
Greg Terlecky..... 1975
Scott Terry 1987-91
Dick Terwilliger..... 1932
Bob Tewksbury 1989-1994
Moe Thacker 1963
Ryan Theriot.....2011
Tommy Thoenow .. 1924-28
Jake Thielman..... 1905-06
Lane Thomas..... 2019-21
Roy Thomas..... 1978-80
Tom Thomas..... 1899-1900
Brad Thompson..... 2005-09
Gus Thompson 1906
Mark Thompson .. 1999-2000
Mike Thompson 1973-74
Milt Thompson..... 1989-92
John Thornton 1892
Joe Thurston2009
Bobby Tiefenauer.....1952,
.....55, 61
Mike Timlin..... 2000-02
Bud Tinning.....1935
Jess Todd.....2009
Bobby Tolan..... 1965-68
Brett Tomko.....2003
Fred Toney.....1923
Specs Toporcer..... 1921-28
Joe Torre 1969-74
Mike Torrez..... 1967-71
Paul Toth.....1962
Harry Trekkell.....1913
Coaker Triplett..... 1941-43
Bill Trotter1944

Tommy Tucker..... 1898
John Tudor..... 1985-88, 90
Oscar Tuero 1918-20
Sam Tuivailala..... 2014-18
Lee Tunnell1987
Tuck Turner 1896-98
Old Hoss Twineham... 1893-94
Mike Tyson..... 1972-79

U

Bob Uecker 1964-65
Tom Underwood1977
Jack Urban.....1959
Tom Urbani 1993-96
John Urrea 1977-80
Lou Ury.....1903

V

Raul Valdes.....2011
Benny Valenzuela.....1958
Fernando Valenzuela.....1997
Breyvic Valera.....2017
Dazzy Vance..... 1933-34
Bill Van Dyke.....1892
John Vann1913
Jay Van Noy.....1951
Andy Van Slyke..... 1983-86
Emil Verban..... 1944-46
Dave Veres 2000-02
Johnny Vergez.....1936
Ernie Vick 1922, 24-26
Carlos Villanueva2015
Hector Villanueva..... 1993
Ron Villone.....2008
Fernando Viña..... 2000-03
Bob Vines.....1924
Bill Virdon..... 1955-56
Jose Vizcaino.....2006
Luke Voit 2017-18
Dave Von Ohlen..... 1983-84
Bill Voss.....1972
Pete Vuckovich 1978-80

W

Michael Wacha 2013-19
Brandon Waddell.....2021
Ben Wade1954
Leon Wagner.....1960
David Wainhouse.....2000
Adam Wainwright.... 2005-21
Jordan Walden.....2015
Bill Walker 1933-36
Duane Walker1988
Harry Walker 1940-43,
.....46-47, 50-51, 55
Joe Walker1923
Larry Walker..... 2004-05
Roy Walker..... 1921-22
Tom Walker.....1976
Bobby Wallace 1899-1901
..... 1917-18

Mike Wallace..... 1975-76
Elliott Waller1980
Denny Walling..... 1988-90
P.J. Walters..... 2009-11
Dick Ward.....1935
Cy Warmoth1916
Lon Warneke.....1937-42
John Warner.....1905
Bill Warwick..... 1925-26
Carl Warwick. 1961-62, 64-65
Ray Washburn 1961-69
Gary Waslewski 1969
Steve Waterbury1976
George Watkins 1930-33
Tom Watson 1993-95
Milt Watson 1916-17
Art Weaver 1902-03
Jeff Weaver2006
Luke Weaver 2016-18
Skeeter Webb1932
Tyler Webb 2018-21
Herm Wehmeier 1956-58
Bob Weiland..... 1937-40
Todd Wellemeier.... 2007-09
Kip Wells2007
Perry Werden 1892-93
Bill Werle1952
Jake Westbrook 2010-13
Wally Westlake..... 1951-52
Gus Weyhing..... 1900
Dick Wheeler1918
Jim Whelan 1913
Pete Whisenant.....1955
Lew Whistler..... 1893
Ade White.....1937
Bill White 1959-65, 69
Ernie White..... 1940-43
Gabe White2005
Hal White..... 1953-54
Jerry White 1986
Rick White2002
Burgess Whitehead . 1933-35
Mark Whiten 1993-1994
Fred Whitfield1962
Kodi Whitley 2020-21
Possum Whitted..... 1912-14
Bob Wicker 1901-03
Floyd Wicker 1968
Chris Widger2003
Matt Wieters 2019-20
Ty Wigginton2013
Bill Wight 1958
Fred Wigungton.....1923
Del Wilber..... 1946-49
Hoyt Wilhelm1957
Denney Wilie 1911-12
Rick Wilkins.....2000
Ted Wilks.....1944-51
Jerome Williams.....2016
Jim Williams 1966-67
Justin Williams 2020-21
Otto Williams..... 1902-03

Stan Williams 1971
Steamboat Williams. 1914, 16
Woody Williams 2001-04
Howie Williamson.....1928
Joe Willis 1911-13
Ron Willis 1966-69
Vic Willis1910
Charlie Wilson ... 1932-33, 35
Craig Wilson 1989-92
Jimmie Wilson 1928-33
Owen Wilson 1914-16
Preston Wilson2006-07
Zeke Wilson 1899
Jim Winford 1932, 34-37
Ivy Wingo 1911-14
Randy Winn.....2010
Tom Winsett.....1935
Patrick Wisdom2018
Rick Wise 1972-73
Corky Withrow1963
Bobby Witt1998
Chicken Wolf 1892
Harry Wolter1907
Tony Womack2004
Kolten Wong..... 2013-20
John Wood.....1896
Gene Woodburn..... 1911-12
Hal Woodeshick 1965-67
Jake Woodford 2020-21
Tracy Woodson..... 1992-93
Frank Woodward..... 1919
Floyd Woodridge 1955
Mark Worrell.....2008
Todd Worrell..... 1985-89, 92
Red Worthington 1934
Jamey Wright2002
Mel Wright 1954-55

Y

Esteban Yan.....2003
Stan Yerkes..... 1901-03
Ray Yochim..... 1948-49
Babe Young 1948
Bobby Young..... 1948
Cy Young 1899-1900
Dmitri Young 1996-97
Gerald Young 1994
Joe B. Young.....1892
Pep Young1941, 45
Joel Youngblood 1977
Eddie Yuhas..... 1952-53
Sal Yvars 1953-54

Z

Chris Zachary..... 1971
Elmer Zacher 1910
George Zackert 1911-12
Dave Zearfoss 1904-05
Todd Zeile 1989-95
Bart Zeller.....1970
Eddie Zimmerman..... 1906
Ed Zmich 1910-11

HISTORY



CARDENALES ALL-TIME LATIN PLAYER ROSTER

Colombia

Nabil Crismatt.....2020
 Edgar Rentería..... 1999-2004

Cuba

René Arocha 1993-95
 Mike Arozarena.....2019
 Ed Bauta..... 1960-63
 Ozzie Canseco..... 1992-93
 José Cardenal..... 1970-1971
 Bill Ortega..... 1964
 Aledmys Díaz..... 2016-17
 Tony Fossas..... 1995-97
 Adolis García.....2018
 Mike Gonzalez 1915-18
 Eli Marrero..... 1997-03
 Marty Martínez 1972
 Minnie Miñoso 1962
 Bill Ortega.....2001
 Johan Oviedo 2020-21
 Brayán Peña 2016
 Rangel Ravelo..... 2019-20
 Cookie Rojas..... 1970
 Diego Seguí 1972-73
 Oscar Tuero 1918-20
 Raúl Valdés.....2011

Dominican Republic

Gibson Alba..... 1988
 Sandy Alcántara.....2017
 Matty Alou 1971-73
 Joaquin Andujar 1981-85
 Manny Aybar 1997-99
 José Bautista..... 1997
 Miguel Batista.....2011
 Pedro Borbon..... 1980
 Pedro Borbón Jr. 2003
 Génesis Cabrera..... 2019-21
 Ramón Caraballo..... 1995
 Maikel Cleto 2011-13
 Alberto Castillo 1999
 Cesar Cedeño 1985
 Wilson Delgado..... 2002-03
 Octavio Dotel.....2011
 Juan Encarnación.... 2006-07
 Pedro Feliz 2010
 Junior Fernandez.... 2019-21
 Rafael Furcal..... 2011-12
 Luis García.....2021
 Mario Guerrero..... 1975
 Pedro Guerrero..... 1988-92

Santiago Guzmán 1969-72
 Julián Javier 1960-71
 José Jiménez 1998-99
 Kelvin Jiménez..... 2007-08
 Félix José 1990-92
 Julio Lugo.....2009
 Manuel Lee 1995
 Héctor Luna..... 2004-05
 Víctor Martí..... 2012-2013
 Carlos Martínez.... 2013-2021
 Ted Martínez.....1975
 Adalberto Mejia 2019
 Miguel Mejia 1996
 Roberto Mejia..... 1997
 Sam Mejias 1976
 Silvio Martínez..... 1978-81
 Yairo Muñoz 2018-19
 Juan Nicasio 2017
 Abraham Núñez.....2005
 José Oliva..... 1995
 Diomedes Olivo..... 1963
 Marcell Ozuna 2018-19
 Gerónimo Peña..... 1990-95
 Francisco Peña 2018
 Tony Peña..... 1987-89
 Timo Pérez.....2006
 Plácido Polanco ... 1998-2001
 Albert Pujols 2001-11
 Audry Pérez 2013-14
 Jhonny Peralta 2014-17
 Alberto Reyes..... 2004-05
 Nerio Rodríguez 2002
 Angel Rondon 2021
 Alberto Rosario 2016-2017
 Rafael Santana 1983
 Luis Saturría 2000-01
 Magneuris Sierra.....2017
 Elias Sosa 1975
 Jorge Sosa 2006
 Fernando Tatis..... 1998-2000
 Julián Tavárez..... 2004-05
 Óscar Taveras.....2014
 José Uribá 1984
 Carlos Villanueva 2015
 José Vizcaino.....2006
 Esteban Yan.....2003

Mexico

Juan Acevedo 1998-99
 Ruben Amaro..... 1958
 Rigo Beltrán 1997

Jesus Cruz2020
 Giovanni Gallegos... 2018-21
 Jaime García..... 2008-16
 Aurelio Lopez 1978
 Memo Luna 1954
 Vicente Palacios..... 1994-95
 Denny Reyes..... 2009-10
 Ricardon Rincón 2006
 Fernando Salas..... 2010-13
 Benny Valenzuela..... 1958
 Fernando Valenzuela..... 1997

Nicaragua

David Green 1981-84

Panama

Einar Díaz.....2005
 Tom Hughes..... 1959
 Edmundo Sosa .. 2018-19, 21
 Rubén Tejada.....2016

Puerto Rico

Juan Agosto 1991
 Luis Alicea 1988, 92-94
 Luis Alvarado 1974
 Luis Arroyo..... 1955
 Benny Ayala 1977
 Carlos Beltrán 2012-13
 Kiko Calero..... 2003-04
 Orlando Cepeda..... 1966-68
 Héctor Cruz..... 1973-77
 Iván Cruz 2002
 José Cruz..... 1970-74
 Tommy Cruz..... 1973
 Iván de Jesus 1985
 Luis DeLeón 1981
 Julio González..... 1981-82
 Julio Gotay 1960-62
 Sixto Lezcano..... 1981
 Felipe López..... 2008
 Luis Melendez 1970-76
 Yadier Molina 2004-20
 Jerry Morales 1978
 Ed Olivares..... 1960-61
 Omar Olivares 1990-94
 José Oquendo..... 1986-95
 Orlando Peña 1973
 Mike Pérez 1990-94
 Joel Piñeiro..... 2007-09
 Milt Ramírez 1970-71
 Jorge Roque..... 1970-72

José Rodríguez..... 2000-02
 J.C. Romero 2012
 Orlando Sanchez 1981-83
 Hector Villanueva..... 1993

Spain

Al Cabrera 1913

Venezuela

Miguel Cairo 2001-03, 07
 Roger Cedeño..... 2004-05
 Víctor Davalillo 1969-70
 Andrés Galarraga..... 1992
 Carlos Hernández..... 2000
 Cesar Izturis 2008
 Fred Manrique..... 1986
 José Martínez..... 2016-19
 Edward Mujica..... 2012-13
 Luis Ordez 1997-99
 Jorge Rondon..... 2014
 José Rondón..... 2021
 Ali Sánchez 2021
 Eduardo Sánchez 2011-12
 Ricardo Sánchez..... 2020
 Miguel Socolovich ... 2015-17
 Breyvic Valera 2017



© 2022 The Coca-Cola Company.

Coca-Cola®

Real Magic™



HERE'S TO YOUR HOME FIELD



Budweiser



ENJOY RESPONSIBLY

© 2022 Anheuser-Busch, Budweiser® Lager Beer, St Louis, MO

Major League Baseball trademarks and copyrights are used with permission of Major League Baseball. Visit MLB.com.