




20  
22

**MEDIA  
GUIDE**  
TAMPA BAY RAYS



# 2022 RAYS PROMO SCHEDULE

## ALL FAN GIVEAWAYS

DATE	OPPONENT	GIVEAWAY ITEM
April 8	Orioles	<b>Schedule Magnet</b> PRESENTED BY BAYFRONT HEALTH ST. PETERSBURG
April 22	Red Sox	<b>Jackie Robinson 42 Hat</b>
April 23	Red Sox	<b>Randy Arozarena Bobblehead</b> PRESENTED BY DEX IMAGING
May 27	Yankees	<b>Wander Franco Chain Necklace</b> PRESENTED BY DEX IMAGING
June 21	Yankees	<b>Mike Zunino Florida Man Bobblehead</b> PRESENTED BY BALLY SPORTS SUN
July 16	Orioles	<b>Wander Franco Bobblehead</b> PRESENTED BY BAYFRONT HEALTH ST. PETERSBURG
July 30	Guardians	<b>Brett Phillips Devil Rays Basketball Jersey</b> PRESENTED BY CROWN AUTOMOTIVE GROUP
Aug 20	Royals	<b>Cooler</b> PRESENTED BY FLORIDA DEPARTMENT OF TRANSPORTATION
Sep 24	Blue Jays	<b>Tote Bag</b> PRESENTED BY MLB NETWORK

## ALL FANS, 14 & UNDER GIVEAWAYS

DATE	OPPONENT	GIVEAWAY ITEM
April 10	Orioles	<b>Pop It</b> PRESENTED BY BAYFRONT HEALTH ST. PETERSBURG
April 24	Red Sox	<b>Jersey Socks</b> PRESENTED BY BALLY SPORTS SUN
May 1	Twins	<b>Sunglasses</b> PRESENTED BY BALLY SPORTS SUN
May 15	Blue Jays	<b>Snap Bracelet</b> PRESENTED BY SPECTRUM
May 29	Yankees	<b>Sweatshirt Drawstring Bag</b> PRESENTED BY MORGAN AUTOMOTIVE GROUP
June 5	White Sox	<b>Stovepipe Hat</b> PRESENTED BY TROPICANA
June 26	Pirates	<b>Raymond Reversible Headband</b> PRESENTED BY SUNCOAST CREDIT UNION
July 31	Guardians	<b>Cereal Bowl &amp; Cup Set</b> PRESENTED BY TROPICANA

ALL PROMOTIONS AVAILABLE WHILE SUPPLIES LAST. PROMOTIONAL SCHEDULE SUBJECT TO CHANGE. VISIT [RAYSBASEBALL.COM](http://RAYSBASEBALL.COM) FOR PROMOTIONAL SCHEDULE DETAILS.



# TABLE OF CONTENTS

## ORGANIZATION 3

Front Office Directory	4
Business Operations	7
Baseball Operations	14
Rays in the Community	21

## COACHES & STAFF 24

Cash, Kevin	25
Boroski, Stan	30
DeMent, Dan	31
Erllichman, Jonathan	32
Hoover, Paul	33
Knapp, Rick	35
Linares, Rodney	36
Mottola, Chad	38
North, Brady	40
Prieto, Chris	41
Quatraro, Matt	43
Snyder, Kyle	45
Major League Staff	48
Team Doctors	55

## 40-MAN ROSTER 56

Adam, Jason	57
Anderson, Nick	60
Aranda, Jonathan	64
Arozarena, Randy	65
Baz, Shane	70
Beeks, Jalen	73
Bruján, Vidal	76
Chargois, JT	79
Chirinos, Yonny	82
Choi, Ji-Man	86
Diaz, Yandy	91
Fairbanks, Pete	96
Faucher, Calvin	99
Feyereisen, J.P.	100
Fleming, Josh	103
Franco, Wander	106
Glasnow, Tyler	110
Kiermaier, Kevin	116
Kittredge, Andrew	123

Kluber, Corey	127
Lowe, Brandon	133
Lowe, Josh	139
Margot, Manuel	142
McClanahan, Shane	147
McKay, Brendan	150
Meadows, Austin	154
Mejia, Francisco	161
Patiño, Luis	165
Phillips, Brett	168
Pinto, René	173
Poche, Colin	175
Proctor, Ford	178
Raley, Brooks	179
Raley, Luke	182
Rasmussen, Drew	184
Romero, Tommy	187
Springs, Jeffrey	189
Thompson, Ryan	192
Walls, Taylor	195
Wisler, Matt	197
Yarbrough, Ryan	201
Zunino, Mike	206

## NON-ROSTER INVITES 213

Spring Training Roster	211
How the Rays Were Built	212
Non-Roster Players	214

## RECORDS & HISTORY 231

Team Records	232
Individual Records	239
Rookie Records	244
Career Leaders	245
Single-Season Leaders	248
Rays Records at Tropicana Field	251
Opponent Leaders vs. TB	253
Monthly Records	254
Fielding Records	257
Home Run Records	260
Attendance Records	264
Miscellaneous Records	266

Award Winners	271
Streaks & Opponents	274
All-Time Roster (Alphabetical)	275
All-Time Roster (Numerical)	278
All-Time Coaches	283
All-Time Trades	284
Yearly Comparison	289
Season Summaries	291
Rays Chronology	294
Opening Day Lineups	298
Historic Box Scores	300
Historic Firsts	302
MLB in St. Petersburg	303
2021 Postseason Review	304
2020 Postseason Review	306
2019 Postseason Review	308
2013 Postseason Review	310
2011 Postseason Review	312
2010 Postseason Review	314
2008 Postseason Review	316

## OPPONENTS 318

## MINOR LEAGUE OPS. 329

Player Development & Staff	330
Affiliates	332
Schedules	341
Single-Season Leaders	342
Awards & Honors	343
Minor League Players	346
Scouting Staff & Int'l. Ops.	411
Amateur Draft History	415

## BROADCAST INFO 417

## TROPICANA FIELD 422

Tropicana Field Information	423
Charlotte Sports Park	425
Spring Training 2022	426
Baseball Communications	427
Hall of Fame & Museum	429

The 2022 Rays Media Guide was published by the Rays Baseball Communications department: Jason Wallace, Craig Vanderkam, Karly Fisher, Alex Kryah, Ben Yarrington and Ryan Ladika. Layout and design by Erik Ruiz and Craig Vanderkam. Additional data provided by the National Baseball Hall of Fame, Elias Sports Bureau, Stats LLC and Baseball Reference. Printed by Allegra Marketing in Tampa. Cover photos by Will Vragovic / Tampa Bay Rays.



DID YOU KNOW?

162 Landing	337	Interleague Play	34
Active Roster Limits	41	International MLB Players	233
All-Star Balloting	264	Local Rays Players	256
All-Star Games	257	Non-Roster Invites on Opening Day Roster	219
Birthdays	174	Organization Cycles	340
Catwalks	262	Organization Hitting Streaks	336
Community Leaders	9	Organization League Champs	343
Cuba and the Rays	368	Organization League MVPs	373
Debut, Rays to Win MLB	72	Organization No-Hitters	390
Doubleheaders, 7-Inning	237	Original Rays	254
Doubleheaders, All-Time	230	Postseason Leaders	141
Draft, 2022 Amateur	415	Qualifying Numbers	255
Ejection Leaders, All-Time	277	Reiner, Andrés	339
Employee Community Outreach Team (ECOT)	8	Roberto Clemente Award	282
Erik Walker Community Champion	344	Rookie Qualifications	78
Executive, Top Baseball	20	Save Rule	283
Extra-Inning Rules, 2020-22	236	Service Time with Rays, Longest	122
Expansion Draft Selections	246	Shortened Seasons	428
Former Rays to Manage	29	Smith, Paul C. and Lopez, Al	273
Ground Rules, Tropicana Field	42	Special Seats	55
Holidays, Rays Records on	293	Spring Training Invites	228
Home Run, First At-Bat as Ray	259	Statistics, How to Figure	251
Home Run, First PA at Tropicana Field	183	Steal Home, Rays to	252
Home Runs, Both Sides of Plate	163	Three-Batter Minimum	36
Home Runs, Rays Touch Tank	265	Triple Plays	249
Homegrown Rays	270	Waiver Rules	266
Hurricanes	53	Youngest Rays to Debut	108
Instant Replay	32		



# RAYS ORGANIZATION



WILL VRAGOVIC / TAMPA BAY RAYS

ORGANIZATION

COACHES & STAFF

40-MAN ROSTER

NON-ROSTER INVITES

RECORDS & HISTORY

OPPONENTS

MINOR LEAGUE OPERATIONS

BROADCAST INFORMATION

TROPHICANA FIELD & MISCS.

# FRONT OFFICE DIRECTORY

## BUSINESS OPERATIONS OFFICERS

PRINCIPAL OWNER  
**Stuart Sternberg**

PRESIDENT  
**Brian Auld, Matt Silverman**

SR. V.P., ADMINISTRATION/GENERAL COUNSEL  
**John Higgins**

CHIEF PUBLIC AFFAIRS & COMMUNICATIONS OFFICER  
**Rafaela A. Amador Fink**

CHIEF FINANCIAL OFFICER  
**Rob Gagliardi**

CHIEF DEVELOPMENT OFFICER  
**Melanie Lenz**

CHIEF TECHNOLOGY OFFICER  
**Juan Ramirez**

CHIEF PEOPLE & CULTURE OFFICER  
**Jennifer Lyn Tran**

CHIEF BUSINESS OFFICER  
**William Walsh**

CHIEF PEOPLE & COMMUNITY OFFICER  
**Bill Wiener Jr.**

V.P., CORPORATE PARTNERSHIPS  
**Brian Richeson**

V.P., TICKET SALES & SERVICE  
**Jeff Tanzer**

V.P., MEDIA & COMMUNICATIONS  
**De Anna Sheffield Ward**

V.P., FAN EXPERIENCE  
**Eric Weisberg**

## BASEBALL OPERATIONS OFFICERS

PRESIDENT, BASEBALL OPERATIONS  
**Erik Neander**

SR. V.P., BASEBALL OPERATIONS/GENERAL MANAGER  
**Peter Bendix**

V.P., BASEBALL DEVELOPMENT  
**Will Cousins**

V.P., BASEBALL OPERATIONS  
**Chanda Lawdermilk**

V.P., BASEBALL OPERATIONS  
**Carlos Rodriguez**

## BASEBALL OPERATIONS

SPECIAL ASST. TO THE PRESIDENT & GENERAL MGR.  
**Bobby Heck**

SR. DIR., TEAM TRAVEL & LOGISTICS  
**Chris Westmoreland**

DIR., BASEBALL OPERATIONS  
**Cole Figueroa, Hamilton Marx**

SPECIAL ASST., BASEBALL OPERATIONS  
**Denard Span**

MGR., BASEBALL OPERATIONS  
**Samantha Bireley**

MGR., MAJOR LEAGUE OPERATIONS  
**Jeremy Sowers**

COORD., MAJOR LEAGUE OPERATIONS  
**Bobby Kinne**

## PRO SCOUTING

SR. ADVISOR, SCOUTING/BASEBALL OPERATIONS  
**R.J. Harrison**

SR. DIR., PRO PERSONNEL & PRO SCOUTING  
**Kevin Ibach**

ASST. DIR., PRO PERSONNEL & PRO SCOUTING  
**Ryan Bristow**

ANALYST, PRO PERSONNEL & PRO SCOUTING  
**Tyler Chamberlain-Simon**

PRO PERSONNEL SPECIALIST  
**Mike Brown, Max Cohen, Jason Cole, Jason Grey, Nate Howard, Michael Langill, Tyler Stohr**

SPECIAL ASSIGNMENT SCOUT  
**Jeff Cornell**

PRO SCOUT  
**Ken Califano, J.D. Elliby, Jose Gomez, Carlos Herazo, Ken Kravec, Dave Myers, Wood Myers, Eduardo Sanchez**

## BASEBALL SYSTEMS

SR. DIR., BASEBALL SYSTEMS  
**Brian Plexico**

SR. DATABASE ARCHITECT, BASEBALL SYSTEMS  
**Clayton Elger**

DEVELOPER III, BASEBALL SYSTEMS  
**Brandon Cordell, Daniel Nolan**

UI/UX DEVELOPER II, BASEBALL SYSTEMS  
**Luke Fair**

DEVELOPER II, BASEBALL SYSTEMS  
**Avery Wilkening**

DEVELOPER I, BASEBALL SYSTEMS  
**Ted Lopez**

PRODUCT DESIGNER II, BASEBALL SYSTEMS  
**Lauren Griffin**

DEVOPS ENGINEER  
**Louis Palma**

JR. DEVOPS ENGINEER  
**Nick Zeak**

DATA ENGINEER, BASEBALL SYSTEMS  
**Todd Daniels**

COORD., BASEBALL SYSTEMS  
**Grace Dowling**

## PERFORMANCE SCIENCE

DIR., BASEBALL PERFORMANCE SCIENCE  
**Joe Myers**

ASST. DIR., PERFORMANCE SCIENCE & PLAYER DEVELOPMENT  
**Ryan Pennell**

LEAD BIOMECHANIST, PERFORMANCE SCIENCE  
**Mike McNally**

APPLIED BIOMECHANIST, PERFORMANCE SCIENCE  
**Jillian Hawkins**

ANALYST, BIOMECHANICS  
**JJ Lamb**

ANALYST, PERFORMANCE SCIENCE  
**Keegan Henderson**

COORD., VISION SCIENCE  
**Vishnu Sarpeshkar**

ASST., PERFORMANCE SCIENCE  
**Matthew Bruno, Allison DeKuiper, Mike Lambiaso, Kevin Peralta**

## BASEBALL RESEARCH & DEVELOPMENT

DIR., DEVELOPMENT STRATEGY  
**Sandy Sternberg**

DIR., PREDICTIVE MODELING  
**Taylor Smith**

ANALYST, BASEBALL DEVELOPMENT  
**Jeff Sullivan**

LEAD ANALYST, BASEBALL RESEARCH & DEVELOPMENT  
**David Marshall, Salem Marrero**

SR. ANALYST, BASEBALL RESEARCH & DEVELOPMENT  
**Emmalee Dolfi, Michael McClellan, Jason Pellettiere**

ANALYST, BASEBALL RESEARCH & DEVELOPMENT  
**Josh Arthurs, Bryant Davis, Dylan Murphy, John Nicholson, Michael Topol, John Williams**

JR. ANALYST, BASEBALL RESEARCH & DEVELOPMENT  
**Michael Model, Timothy Morales, Ben Smith**

JR. DATA TECHNICIAN, BASEBALL RESEARCH & DEVELOPMENT  
**David Yamin**

COORD., BASEBALL RESEARCH & DEVELOPMENT  
**Eleanor Weller**

COORD., BASEBALL DEVELOPMENT  
**Danielle Dockx**

COORD., BASEBALL OPERATIONS  
**Brad Ballew**

ASST., ADVANCE SCOUTING & REPLAY  
**Randell Kanemaru**

ASST., BASEBALL DEVELOPMENT  
**Matthew Bennett**

ASST., BASEBALL OPERATIONS  
**Max Kassin**

FELLOW, ADVANCED SCOUTING  
**Kathryn Mooradian**

## PLAYER DEVELOPMENT

SR. ADVISOR, PLAYER DEVELOPMENT & BASEBALL OPERATIONS  
**Mitch Lukevics**

DIR., MINOR LEAGUE OPERATIONS  
**Jeff McLerran**

ASST. DIR., MINOR LEAGUE OPERATIONS  
**George Pappas**

ASST. DIR., MINOR LEAGUE OPERATIONS & BASEBALL DEVELOPMENT  
**Simon Rosenbaum**

COORD., BASEBALL TRAINING METHODS  
**Brett Ebers**

COORD., STAFF DEVELOPMENT & RECRUITING  
**Erika Speri**

ASST., MINOR LEAGUE & BASEBALL OPERATIONS  
**Isha Rahman**

SR. ADMINISTRATOR, MINOR LEAGUE & INT'L OPERATIONS  
**Giovanna Rodriguez**

FIELD COORD.  
**Alejandro Freire, Michael Johns**

HITTING COORD.  
**Steve Livesey, Kyle Wilson**

MGR., HITTING DEVELOPMENT  
**Frank Maldonado**

PITCHING COORD.  
**Rolando Garza, Jorge Moncada**

PITCHING STRATEGIST  
**Winston Doom**

CATCHING COORD.  
**Tomas Francisco**

INFIELD COORD.  
**Ivan Ochoa**

OUTFIELD & BASERUNNING COORD.  
**Chris Constantine**

MENTAL PERFORMANCE COORD.  
**Josh Kozuch**

MENTAL PERFORMANCE COACH  
**Jenny Ferriter, Kris Goodman, Carla Diaz**

ADVISOR, PLAYER EDUCATION  
**Milton Jamail**

EMPLOYEE ASSISTANCE PROGRAM  
**Vince Lodato**

EDUCATION COORD.  
**Lenore Sanchez**

LATIN AMERICA CULTURAL COORD.  
**Jairo De La Rosa**

AFFILIATE MEDICAL COORD.  
**Marty Brinker**

COMPLEX MEDICAL COORD.  
**Joel Smith**

STRENGTH & CONDITIONING COORD.  
**Chris Osmond**



ASST. STRENGTH & CONDITIONING COORD.  
**Paul Jones**  
MINOR LEAGUE NUTRITION COORD.  
**Al Roth**  
EQUIPMENT MGR.  
**Tim McKechney**  
ASST. EQUIPMENT MGR.  
**Shane Rossetti**  
MINOR LEAGUE CATERING/CLUBHOUSE ASST.  
**Sean Jones**

**AMATEUR SCOUTING**

SR. DIR., AMATEUR SCOUTING  
**Rob Metzler**  
COORD., AMATEUR SCOUTING  
**David Hamlett, Sydney Malone**  
ASST., AMATEUR SCOUTING  
**Jake Gerard**  
NATIONAL CROSSCHECKER  
**Chuck Ricci**  
PITCHING CROSSCHECKER  
**Ryan Henderson**  
REGIONAL SUPERVISOR, AMATEUR SCOUTING  
**Kevin Elfering, Jake Wilson**  
AREA SCOUT, AMATEUR SCOUTING  
**Matt Alison, Steve Ames, James Bonnici, CT Bradford, Zach Clark, Tom Couston, Brett Foley, Tim Fortugno, Luke Harrigan, Chris Hom, Milt Hill, Jaime Jones, Landon Lassiter, Reggie Lawson, ML Morgan, Brian Oliver**  
AMATEUR SCOUT, PART-TIME  
**Jose Hernandez, Josh Jackson, Gilberto Martinez, Casey Onaga, Jack Sharp, David Jorn, Marcos Tovar, Lou Wieben**  
MIDWEST CROSSCHECKER  
**Brian Hickman**  
SOUTH CROSSCHECKER  
**Rickey Drexler**  
NORTHEAST CROSSCHECKER  
**Joe Hastings**

**INTERNATIONAL OPERATIONS & SCOUTING**

DIR., INT'L OPERATIONS  
**Patrick Walters**  
ASST. DIR., INT'L OPERATIONS  
**Ronnie Blanco**  
DIR., INT'L SCOUTING  
**Steve Miller**  
COORD., INT'L SCOUTING  
**Jeff Johnson**  
CONSULTANT, INT'L OPERATIONS  
**John Gilmore**  
AREA SCOUT & INT'L CROSSCHECKER  
**Victor Rodriguez**  
INT'L CROSSCHECKER  
**Brad Budzinski**  
BRAZIL SCOUT  
**Tiago Campos**  
COLOMBIA SCOUT  
**Angel Contreras, Alexander Zuniga**  
CURAÇAO SCOUT  
**Chairon Isenia**  
DOMINICAN REPUBLIC SCOUTING SUPERVISOR  
**Daniel Santana**  
DOMINICAN REPUBLIC REGIONAL CROSSCHECKER  
**Rigo De Los Santos**  
DOMINICAN REPUBLIC SCOUTING COORD.  
**Manuel Castillo**  
DOMINICAN REPUBLIC SCOUT  
**Miguel De La Cruz, Felix Fermin Jr., Remmy Hernandez, Jorge Perez**  
KOREA SCOUT  
**Joe Park**  
JAPAN SCOUT  
**Tateki Uchibori**

MEXICO SCOUT  
**Karla Espinoza**  
PANAMA SCOUT  
**Gustavo Zapata**  
TAIWAN SCOUT  
**Keith Hsu**  
VENEZUELA CROSSCHECKER  
**William Bergolla**  
VENEZUELA SCOUT  
**Juan Castillo, Carlos León, Marlon Roche, Frank Tineo**  
ADMINISTRATOR, DOMINICAN REPUBLIC OPERATIONS  
**Jeremy Sanders**  
SUPERVISOR, DOMINICAN REPUBLIC FACILITY OPERATIONS  
**Yunior Medina**  
ASST., BASEBALL OPERATIONS, DOMINICAN REPUBLIC  
**Juan Polanco**  
ADMINISTRATIVE ASST., VENEZUELA OPERATIONS  
**Heydi Nieves**  
DOMINICAN REPUBLIC HITTING COORD.  
**Rafael Guerrero**  
DOMINICAN REPUBLIC STRENGTH & CONDITIONING COORD.  
**César Gutierrez**  
LATIN AMERICA MEDICAL COORD.  
**Oscar Orengo**  
DOMINICAN REPUBLIC VIDEO ASST.  
**Luis Medina**

**MAJOR LEAGUE MEDICAL & STAFF**

ORTHOPEDIC TEAM PHYSICIAN  
**Dr. Koco Eaton**  
ASST. ORTHOPEDIC PHYSICIAN  
**Dr. Douglas Carlan**  
MEDICAL TEAM PHYSICIAN  
**Dr. John A. Gross**  
ASST. MEDICAL TEAM PHYSICIAN  
**Dr. Christopher Salud**  
TEAM CHIROPRACTOR  
**Dr. Christopher Williams**  
HEAD ATHLETIC TRAINER  
**Joseph Benge**  
FIRST ASST. ATHLETIC TRAINER  
**Mike Sandoval**  
ASST. ATHLETIC TRAINER  
**Aaron Scott**  
MEDICAL COORD., SPECIAL PROJECTS  
**Mark Vinson**  
MAJOR LEAGUE MEDICAL COORD.  
**Paul Harker**  
MAJOR LEAGUE ATC/ACUPUNCTURIST  
**Shinichiro Fukuda**  
MAJOR LEAGUE PHYSICAL THERAPIST  
**Wilson Diez**  
MESSAGE THERAPIST  
**Ray Allen, Homare Watanabe**  
HEAD OF MENTAL PERFORMANCE  
**Justin Su'a**  
MAJOR LEAGUE STRENGTH & CONDITIONING COORD.  
**Trung Cao**  
MAJOR LEAGUE STRENGTH & CONDITIONING ASST.  
**Joey Greany**  
MAJOR LEAGUE REHAB STRENGTH & CONDITIONING  
**Bryan King**  
BULLPEN CATCHER  
**Misha Dworken, Charlie Valerio**  
MAJOR LEAGUE ASST.  
**Seiya Sano**  
MAJOR LEAGUE DIETITIAN  
**Courtney Ellison**  
MGR., FOOD SERVICES  
**Erik Hart**

VIDEO COORD.  
**Chris Fernandez**  
HEAD HOME CLUBHOUSE & EQUIPMENT MGR.  
**Tyler Wall**  
ASST. HOME CLUBHOUSE MGR.  
**Thomas Culkin**  
ASST., HOME CLUBHOUSE  
**Jerry Culkin, Jonah McElwee, Torian Sands**  
CLUBHOUSE ASST., UMPIRES  
**Scott Cursi**  
HOME CLUBHOUSE ATTENDANT  
**Nick Bond, Tommy Kehl**  
HEAD VISITING CLUBHOUSE MGR.  
**Brandon Richesin**  
ASST. VISITING CLUBHOUSE MGR.  
**Tom Bernier**  
VISITING CLUBHOUSE STAFF  
**Nick Cowan, Matthew Yarbrough**

**ADMINISTRATION**

EXECUTIVE ADMINISTRATOR  
**Mavis Gilbert**  
SR. COORD., MAIL SERVICES  
**Sam Reams**  
SR. COORD., PURCHASING  
**Mike Yodis**

**BROADCASTING**

SR. DIR., BROADCASTING  
**Larry McCabe**  
MGR., BROADCASTING  
**Christopher Mueller**  
TELEVISION BROADCASTER  
**Brian Anderson, Dewayne Staats**  
RADIO BROADCASTER  
**Andy Freed, Dave Wills**  
PRE- AND POSTGAME ANNOUNCER  
**Neil Solondz**  
SPANISH RADIO BROADCASTER  
**Enrique Olliu, Ricardo Taveras**

**COMMUNICATIONS & PUBLIC AFFAIRS**

SR. DIR., BASEBALL COMMUNICATIONS  
**Jason Wallace**  
SR. DIR., DIVERSITY, EQUITY & INCLUSION  
**Stephen Thomas**  
DIR., COMMUNICATIONS & PUBLIC AFFAIRS  
**Devin O'Connell**  
MGR., COMMUNICATIONS & PUBLIC AFFAIRS  
**Devyn Amara, Kenzie Dill**  
MGR., BASEBALL COMMUNICATIONS  
**Karly Fisher, Craig Vanderkam**  
COORD., BASEBALL COMMUNICATIONS  
**Alex Kryah, Ben Yarrington**  
SPECIALIST, SOCIAL MEDIA  
**Pete Mackin, Aaron Oberley**  
SPANISH TRANSLATOR  
**Manny Navarro**

**CORPORATE PARTNERSHIPS**

DIR., CORPORATE PARTNERSHIPS SALES  
**Anthony Riales**  
DIR., CORPORATE PARTNERSHIP SERVICES  
**Sean Liston**  
MGR., CORPORATE PARTNERSHIPS SERVICES  
**Leslye Barnette, Amanda Marquez, Jessica Smith**  
MGR., CORPORATE PARTNERSHIPS SALES  
**Ryan Mellon, Nina Phan, John Pope, Cody Smoot**  
COORD., CORPORATE PARTNERSHIPS  
**Danielle Bebbler, Ifadare Ogunleye, Emily Rowland**



## EMPLOYEE & COMMUNITY ENGAGEMENT

EXECUTIVE DIR., RAYS BASEBALL FOUNDATION  
**David Egles**

DIR., COMMUNITY ENGAGEMENT  
**Kimberly Coutts**

DIR., CULTURE, TRAINING & DEVELOPMENT  
**Scott Wilson**

MGR., HR & ORGANIZATIONAL ENGAGEMENT  
**Francisco Wen**

MGR., COMMUNITY DEVELOPMENT  
**Will Wetzel**

ADMINISTRATOR, EMPLOYEE ENGAGEMENT  
**Tom Melodayo**

COORD., COMMUNITY ENGAGEMENT  
**Reilly McGlumphy, Jalen Oliver**

COORD., HR  
**Takia Moss**

## FINANCE & ACCOUNTING

SR. DIR., CONTROLLER  
**Pat Smith**

DIR., FINANCIAL PLANNING & ANALYSIS  
**Jason Gray**

ASST. CONTROLLER  
**Karen Sanborn**

MGR., ACCOUNTING  
**Amanda Hudson, Rebecca Ray**

MGR., PAYROLL  
**Lisa Little**

SPECIALIST, PAYROLL  
**JR Imm**

COORD., ACCOUNTING  
**Katie Austin**

ACCOUNTS PAYABLE ADMINISTRATOR  
**Debbie Sword**

## GAME OPERATIONS

DIR., PRODUCTIONS & BROADCAST ENGINEERING  
**Michael Weinman**

DIR., PROMOTIONS  
**Stephon Thomas**

MGR., GAME PRESENTATION  
**Katherine Lucas**

ENGINEER, CONTROL ROOM OPERATIONS  
**Joe Clatch**

SPECIALIST, MOTION GRAPHICS  
**Bob Booth**

SPECIALIST, MULTIMEDIA  
**Terra Pinckley**

SR. COORD., FAN ENGAGEMENT  
**Sarah Edeker**

COORD., FAN EXPERIENCE TRAINING  
**Kaitlin Flanagan**

SPECIALIST, MASCOT  
**Will Harris**

SR. COORD., PROMOTIONS & EVENTS  
**Marc Schneider**

COORD., GAME PRESENTATION  
**Lyndsey Majer**

COORD., CONTROL ROOM  
**John Conarchy**

## INFORMATION TECHNOLOGY

DIR., INFORMATION TECHNOLOGY  
**Elpidio Ortega**

SR. NETWORK ADMINISTRATOR  
**Steven Xiong, Nicolas Meneses**

MGR., HELP DESK  
**Christian Ramirez**

SR. COORD., HELP DESK  
**AJ Westcott, Ty Yang**

## MARKETING

SR. DIR., MARKETING  
**Patrick Abts**

DIR., MARKETING & CREATIVE SERVICES  
**Emily Miller**

MGR., MARKETING & CREATIVE SERVICES  
**MJ Burns, Nikki D'Aurelio**

MGR., ADVERTISING  
**Josh White**

MULTIMEDIA SPECIALIST  
**Kaitlyn Young**

## PUBLICATIONS & GRAPHICS

SR. DIR., CREATIVE & BRAND  
**Warren Hypes**

DIR., PHOTOGRAPHY  
**Will Vragovic**

MGR., VIDEO PRODUCTION  
**Brian Fink**

SR. GRAPHIC DESIGNER  
**Vincent Caffiero, Erik Ruiz, Joe Sergio**

GRAPHIC DESIGNER  
**Lisa Walesheck**

ASST., TEAM PHOTOGRAPHER  
**Tyler Schank**

## STADIUM OPERATIONS

SR. DIR., BUILDING OPERATIONS  
**George Dowling**

SR. DIR., SECURITY & STADIUM OPERATIONS  
**Jim Previtera**

SR. DIR., PARTNER & VIP RELATIONS  
**Cass Halpin**

HEAD GROUNDSKEEPER, RAYS & DIR. OF OPERATIONS, CHARLOTTE SPORTS PARK  
**Dan Moeller**

DIR., BUILDING OPERATIONS  
**Chris Raineri**

DIR., STADIUM OPERATIONS  
**Mike Ferrario**

MGR., PARKING OPERATIONS  
**Garrett Johnson**

MGR., SYSTEMS  
**Eric Kampffmann**

MGR., SECURITY  
**Cliff Legg**

MGR., AV SVC & I.T. INFRASTRUCTURE  
**Justo Marcia**

SR. COORD., AV SVC & I.T. INFRASTRUCTURE  
**Seng Singnoth**

COORD., STADIUM OPERATIONS  
**Isaac DeTemple, Yuki Taketani**

SECURITY  
**Elijah Flewellen**

SECURITY GUARD  
**Moustapha Faye, Vinny Paolozzi**

## STRATEGY & DEVELOPMENT

DIR., STRATEGY & ANALYTICS  
**Michael Dudek, Josh Momberg**

DIR., STRATEGY & DEVELOPMENT  
**Robbie Artz**

MGR., STRATEGY & ANALYTICS  
**Jimmy Reed**

FINANCIAL ANALYST  
**Juan Dominguez**

ANALYST, STRATEGY & ANALYTICS  
**Chandler Dempsey**

## TICKET SALES & SERVICE

DIR., TICKET OPERATIONS  
**Robert Bennett**

DIR., TICKET SALES & SERVICE  
**Dan Newhart**

DIR., TICKET SERVICES & TECHNOLOGY  
**Matt Fitzpatrick**

ASST. DIR., TICKET OPERATIONS  
**Ken Mallory**

MGR., TICKET OPERATIONS  
**Karen Jones**

MGR., TICKET SALES  
**Jeane Drury, Ryan Sullivan**

MGR., TICKET SERVICES & TECHNOLOGY  
**Kayce Contatore**

SR. COORD., TICKET SALES  
**Victor Hagenbucher**

SR. TICKET ACCOUNT EXECUTIVE  
**Carson Echelmeyer**

TICKET SALES ACCOUNT EXECUTIVE  
**George Collins, Rafael Lazala, Michael Lee, Daniel Schonborn, Nick Wright**

SEASON MEMBERSHIP SERVICES SPECIALIST  
**Megan Paul, Alexa Restante, Taylor Roane, Zachary Grundt**

TICKET SALES REPRESENTATIVE  
**Hannah Famiano, A'Niya Sconiers, Alejandro Crossa, Jared Consiglio, Brandon Harnick**

TICKET SALES REPRESENTATIVE  
**Hannah Famiano, A'Niya Sconiers, Alejandro Crossa, Jared Consiglio, Brandon Harnick**

TICKET SALES REPRESENTATIVE  
**Hannah Famiano, A'Niya Sconiers, Alejandro Crossa, Jared Consiglio, Brandon Harnick**

TICKET SALES REPRESENTATIVE  
**Hannah Famiano, A'Niya Sconiers, Alejandro Crossa, Jared Consiglio, Brandon Harnick**

TICKET SALES REPRESENTATIVE  
**Hannah Famiano, A'Niya Sconiers, Alejandro Crossa, Jared Consiglio, Brandon Harnick**

TICKET SALES REPRESENTATIVE  
**Hannah Famiano, A'Niya Sconiers, Alejandro Crossa, Jared Consiglio, Brandon Harnick**

TICKET SALES REPRESENTATIVE  
**Hannah Famiano, A'Niya Sconiers, Alejandro Crossa, Jared Consiglio, Brandon Harnick**

TICKET SALES REPRESENTATIVE  
**Hannah Famiano, A'Niya Sconiers, Alejandro Crossa, Jared Consiglio, Brandon Harnick**

TICKET SALES REPRESENTATIVE  
**Hannah Famiano, A'Niya Sconiers, Alejandro Crossa, Jared Consiglio, Brandon Harnick**

TICKET SALES REPRESENTATIVE  
**Hannah Famiano, A'Niya Sconiers, Alejandro Crossa, Jared Consiglio, Brandon Harnick**

TICKET SALES REPRESENTATIVE  
**Hannah Famiano, A'Niya Sconiers, Alejandro Crossa, Jared Consiglio, Brandon Harnick**

TICKET SALES REPRESENTATIVE  
**Hannah Famiano, A'Niya Sconiers, Alejandro Crossa, Jared Consiglio, Brandon Harnick**

TICKET SALES REPRESENTATIVE  
**Hannah Famiano, A'Niya Sconiers, Alejandro Crossa, Jared Consiglio, Brandon Harnick**

TICKET SALES REPRESENTATIVE  
**Hannah Famiano, A'Niya Sconiers, Alejandro Crossa, Jared Consiglio, Brandon Harnick**

TICKET SALES REPRESENTATIVE  
**Hannah Famiano, A'Niya Sconiers, Alejandro Crossa, Jared Consiglio, Brandon Harnick**

TICKET SALES REPRESENTATIVE  
**Hannah Famiano, A'Niya Sconiers, Alejandro Crossa, Jared Consiglio, Brandon Harnick**

TICKET SALES REPRESENTATIVE  
**Hannah Famiano, A'Niya Sconiers, Alejandro Crossa, Jared Consiglio, Brandon Harnick**

TICKET SALES REPRESENTATIVE  
**Hannah Famiano, A'Niya Sconiers, Alejandro Crossa, Jared Consiglio, Brandon Harnick**

TICKET SALES REPRESENTATIVE  
**Hannah Famiano, A'Niya Sconiers, Alejandro Crossa, Jared Consiglio, Brandon Harnick**

TICKET SALES REPRESENTATIVE  
**Hannah Famiano, A'Niya Sconiers, Alejandro Crossa, Jared Consiglio, Brandon Harnick**

TICKET SALES REPRESENTATIVE  
**Hannah Famiano, A'Niya Sconiers, Alejandro Crossa, Jared Consiglio, Brandon Harnick**







## STUART STERNBERG / PRINCIPAL OWNER

The 2022 season is the 17th under the leadership of Principal Owner Stuart Sternberg, who assumed control of the franchise in October 2005. Today, the massive rebranding of the club at the start of 2008 marks a watershed for two distinct eras of Rays baseball.

In the 14 seasons since then, the Rays own the 4th-best record in baseball at 1,181-986 (.545) and have made seven trips to the postseason, including four AL East division titles (2021, 2020, 2010, 2008) and two World Series appearances (2020, 2008). During this span, only three clubs (Dodgers, Yankees, Cardinals) have reached the postseason more often than the Rays, and only three (Astros, Dodgers, Giants) have competed in more World Series. This success comes after the Devil Rays amassed the majors' worst record at 645-972 (.399) over the club's first decade of existence.

"Sternberg is the connective tissue running through the two [World Series] teams," wrote Richard Justice on MLB.com. "His taking over the Rays in 2005 began one of the great turnarounds in baseball history, from one of the least successful franchises to one of the best."

Sternberg has built an organization that encourages experimentation and nurtures new ideas. In 2008, 2019 and again in 2021, *Baseball America* named the Rays its MLB Organization of the Year. This environment has cultivated some of the top leadership talent across the game, including numerous managers and general managers for both small- and large-market teams.

"You want to know why they have so many innovative strategies?" wrote *Tampa Bay Times* columnist John Romano. "Because owner Stu Sternberg is not constantly looking over their shoulders, tallying up every success and failure."

Sternberg takes great pride in the organization's community service and commitment to its employees. Under his leadership, an employee-first culture defines the organization. It is fostered through myriad initiatives, including a wellness program and a staff-led service group, the Employee Community Outreach Team (ECOT). As part of this commitment to community involvement, all employees are urged to spend one paid day each month volunteering. To date, total volunteer hours for the organization exceed 40,000.

Over the past five years, Sternberg and his partners have invested more than \$20 million in capital improvements to Tropicana Field—including energy-efficient LED lights throughout the stadium; an overhauled food, beverage and retail space; and the versatile Left Field Ledge. Since 2005, the Rays have invested more than \$50 million in upgrades to Tropicana Field.

Under his direction, the Rays have implemented a wide variety of fan-friendly policies. The organization was the first major league team to convert its ballpark to a cash-free facility, reducing wait times by up to 50 percent at concession and retail locations. The Rays commitment to technology and innovation has continued in recent years, and accelerated in the wake of COVID-19, with investment in new technologies and building systems to support mobile ticketing, mobile payments and promote a contactless and frictionless fan journey. The Rays also have been rated by ESPN as one of the most affordable experiences in all of sports.

Sternberg serves as chairman of MLB's Strategic Planning Committee. He is also a member of both MLB's Executive Council and its Diversity and Inclusion Board. Additionally, Sternberg is a member of the board of advisors for Moffitt Cancer Center.

Prior to his ownership of the Rays, Sternberg spent 25 years in the financial securities industry, serving as a partner in Spear, Leeds & Kellogg and then as a partner and managing director at Goldman Sachs, from which he retired in 2003. Sternberg and his wife, Lisa, have four children. He resides in St. Petersburg.





## BRIAN AULD / PRESIDENT

Brian Auld begins his 17th season with the Rays and his eighth in his current position as team president. Together, he and Matt Silverman lead the club's operations both internally and externally.

In his tenure as team president, Auld has brought a renewed focus to the Rays mission—to energize the community through the magic of Rays baseball—by redoubling the Rays commitment to its community and to its employees.

Under Auld's leadership, the Rays have developed a thriving workplace culture. In addition to paid parental leave, adoption benefits, paid volunteer time and a wellness initiative, the Rays created a \$10 minimum wage for all part-time employees.

In 2018, Auld and Silverman oversaw the Rays purchase of the Tampa Bay Rowdies USL soccer team, based in St. Petersburg. They now also serve as vice chairmen of the Rowdies, overseeing all franchise operations.

Prior to Auld's promotion to team president, he oversaw a wide spectrum of the team's business operations, including the human resources, information technology, marketing, ticket sales, fan experience and stadium operations departments. Auld joined the Rays in June 2005 as director of planning and development, where he worked closely with Silverman to define organizational priorities and assist with the transition in ownership. Soon after, he played a key role in establishing the Employee Community Outreach Team (ECOT). All Rays staff may spend up to one paid workday each month volunteering in the community and ECOT assists by planning opportunities.

Before joining the Rays, Auld attended Harvard Business School, where he earned his MBA focusing on managing human capital, marketing and finance. Auld's previous work experience includes serving as lead teacher and director of development for the East Palo Alto Charter School in California.

Born in Berkeley, Calif., Auld received a bachelor's degree in economics and master's degree in education from Stanford University, where he also captained the lacrosse team. He and Silverman met in high school in Dallas, and graduated one year apart. Brian is proud to claim that he once trekked to the bottom of Mount Everest.

He currently serves on the boards of directors for the Rays Baseball Foundation, Big Brothers Big Sisters of Tampa Bay and CEOs Against Cancer. In addition, he serves on the Heart Ball Cabinet for the American Heart Association, the Sports Advisory Council for Special Olympics Florida and the executive committees of the Tampa Bay Partnership and the St. Petersburg Economic Development Corporation, where he also serves on the Tropicana Field Site Redevelopment committee.

Auld and his wife, Molly, reside in St. Petersburg and are proud parents of two daughters, Lucy and Mia, and a son, Jack.

### DID YOU KNOW?

#### ECOT

Established in April 2008, the Rays Employee Community Outreach Team provides invaluable, voluntary man hours to community service agencies that enhance or improve the quality of life in the communities it serves. ECOT's philanthropic efforts give the Rays a year-round, goodwill presence in the community. Service projects are chosen from ideas suggested by employees.

"As part of our Employee Community Outreach Team program, we encourage all employees to take one paid day each month to volunteer in the community," said Rays President Brian Auld.

In total, Rays employees have logged more than 40,000 volunteer hours split between monthly ECOT events and other ongoing projects, including Meals On Wheels, Big Brothers Big Sisters mentoring program and time spent at the Ronald McDonald House.



## MATT SILVERMAN / PRESIDENT



Matt Silverman enters his 19th season with the Rays and 14th as team president. Together, he and Brian Auld lead the club's operations both internally and externally.

Silverman returned to the team president role in the fall of 2017 after serving three seasons (2015-17) as president of baseball operations. He was first promoted to team president in October 2005 at the age of 29, and over the next nine years guided the franchise through the most progressive growth stage in its history. At the top of the list is the revitalization of the Rays. In the fall of 2007, Silverman directed a complete organizational rebranding including a new name, colors, uniforms and logo, a bright yellow sunburst.

While steering the baseball operations department, Silverman oversaw significant leadership changes, both on the field and in the front office. During this time, he and his staff engineered 36 trades involving nearly 100 players, restocking the organization's minor league pipeline (including the July 2017 signing of Dominican shortstop Wander Franco). In December 2014, he hired Kevin Cash to become the fifth manager in Rays history. In November 2016, he elevated Erik Neander and others within the baseball operations department. One year later, his move back to team president completed the transition of baseball leadership, passing the baton to Neander as the team's top-ranking baseball official. Neander would eventually be recognized as MLB Executive of the Year and Cash AL Manager of the Year twice.

Silverman is board chairman of Starting Right, Now, which helps homeless high school students reach their potential. He is in his ninth year as the first chairman of the board of the Positive Coaching Alliance Tampa Bay, the regional chapter of the national nonprofit providing youth and high school athletes a positive, character-building youth sports experience. He also serves on the board of the Rays Baseball Foundation.

Prior to joining the Rays, Silverman worked closely with Stuart Sternberg at Goldman Sachs and orchestrated Sternberg's purchase of controlling interest in the franchise. In 2018, Silverman and Auld oversaw the Rays purchase of the Tampa Bay Rowdies USL soccer team, based in St. Petersburg. They now also serve as vice chairmen of the Rowdies, overseeing all franchise operations.

The Dallas native first met Auld in high school, and they graduated one year apart. He holds a bachelor of economics degree from Harvard University. Matt and his wife, Andrea, reside in St. Petersburg with their three daughters: Alexa, Samantha and Casey.

### DID YOU KNOW?

#### COMMUNITY LEADERS

Entering the 2022 season, the Rays front office staff has representatives on more than 50 charitable advisory/foundation boards in the Tampa Bay area. Those organizations are focused on issues involving education, arts and culture, health/wellness, economic development, education, social responsibility, sports/recreation and tourism.





---

## MELANIE LENZ / CHIEF DEVELOPMENT OFFICER

---

Melanie Lenz was named chief development officer in January 2018. Lenz joined the Rays in November 2006 and was responsible for managing the design and construction of the Rays spring training facility in Charlotte County. She is primarily responsible for the management of long-term capital projects, facilities planning and real estate development for the Rays. Lenz attended the University of Pittsburgh's Graduate School of Public and International Affairs, and received her master's degree in urban and regional planning in 1999. She earned her bachelor's degree from Duquesne University in 1995.

Lenz serves on the board of directors for the Tampa Downtown Partnership, St. Petersburg Downtown Partnership and Zoo Tampa. She and her husband, Kurt, reside in St. Petersburg with their two sons.



## JOHN P. HIGGINS SENIOR VICE PRESIDENT OF ADMINISTRATION/GENERAL COUNSEL

---

John P. Higgins joined the Rays organization as its first employee on April 1, 1995, when he was named the team's senior vice president and general counsel. From 1999 through 2007, he also served as the organization's chief financial officer and in January 2016 he recommenced oversight of the team's accounting and finance department. Higgins has practiced law in the Tampa Bay area since 1979, specializing in corporate, commercial and real estate law. He is also a certified public accountant. For three years, he represented

Vince Naimoli and the rest of the Tampa Bay ownership group in its efforts to acquire a Major League Baseball franchise. In addition to his responsibilities with the Rays, he is "of counsel" to the Holland & Knight law firm. Higgins currently serves as a member of the board of directors for the Rays Baseball Foundation. He is also past chairman of the St. Petersburg Area Chamber of Commerce as well as PARC. He was the recipient of the 2013 Clutch Hitters Award from the Clutch Hitters of Tampa Bay organization. Higgins received his bachelor of business administration degree from the University of Notre Dame in 1975 and his juris doctorate degree from Duke University School of Law in 1979. He resides in St. Petersburg, his home since 1960, with his wife, Robin. They have two sons, Sean Patrick and Patrick Ryan, and two grandchildren, Ryan Matthew and Jordan Riley.



## ROB GAGLIARDI / CHIEF FINANCIAL OFFICER

---

Rob Gagliardi was named chief financial officer in 2015. He oversees all accounting and finance operations for the Rays organization. Gagliardi joined the Rays in August 2007, bringing with him more than 15 years of managerial experience in developing and implementing financial-based initiatives for industry leaders Comcast and Ernst & Young. Previously, he was vice president of finance at Comcast, overseeing the Maryland, Delaware and Richmond region. Prior to Comcast, he worked for more than seven years at Ernst & Young, where he left as a senior manager in their assurance and advisory business services group. A Philadelphia native, Gagliardi earned a bachelor's degree in accounting from Villanova University and is a certified public accountant. He serves on the governance board for the Tampa Metro YMCA and was a 2017 finalist for the *Tampa Bay Business Journal's* CFO of the Year award.

Rob and his wife, Gabrielle, reside in Tampa with their two children, Isabella and Max.





## RAFAELA A. AMADOR FINK

### CHIEF PUBLIC AFFAIRS & COMMUNICATIONS OFFICER

Rafaela A. Amador Fink was promoted to chief public affairs & communications officer in November 2021 and enters her ninth season with the Rays. In this role, she oversees broadcasting; baseball communications; corporate communications; diversity, equity and inclusion; public affairs; and social media. She works across departments to ensure consistent and effective communication internally and externally, manages all crisis communications and serves as the club's government affairs liaison. Prior to joining the

Rays, Rafaela served as an account director at a public relations and public affairs firm, was vice president of public affairs and communications at a chamber of commerce, worked in local politics and taught high school English. She received a 2009 Ford Foundation Fellowship for Regional Sustainable Development through the American Chamber of Commerce Executives and traveled to various cities in the U.S. and China throughout her course of study. Amador holds a bachelor's degree in international studies with a Spanish minor from the University of South Florida. She serves on the board of directors for The Orenda Foundation, Tampa Theatre, Tampa Bay EDC, Tampa Bay Chamber of Commerce, and Tampa Bay Sports Commission, and is a member of the Tampa Bay Partnership's Racial Equity Task Force, the Tampa Bay Area Committee on Foreign Relations and USF's Women in Leadership and Philanthropy. She was also a founding board member of the New Leaders Council Tampa Bay chapter and served as an Honorary Commander at MacDill Air Force Base. Outside the office, she is a 200-hour certified yoga instructor, and lives in Tampa with her husband, Jason, son, Maddox and rescue dog, Gonzo.



## JUAN RAMIREZ / CHIEF TECHNOLOGY OFFICER

Juan Ramirez was promoted to chief technology officer in December 2021. He is responsible for the Rays technology strategies and operations. He manages the Rays information technology/audio and visual department and works across all segments of the organization to best utilize technology and improve the Rays digital infrastructure. Since his arrival in 2006, he has focused on maximizing network and application performance while relying on strong network infrastructure, centralized storage and virtualization. Ramirez has achieved his Cisco CCNP, Microsoft MCSE and VMWare

VCP to retain hands-on technical skills and develop new strategies as the information technology field evolves. In 2007, he was named Rays co-Employee of the Year. Ramirez earned his bachelor's degree in computer information systems and retains many top information technology certifications. He and his wife, Nelly, reside in Tampa with their three children: Christian, Nelly and Kenya.



## JENNIFER LYN TRAN / CHIEF PEOPLE & CULTURE OFFICER

Jenn Tran begins her 26th year with the Rays, and first as chief people & culture officer. In this role, she oversees human resources, community engagement, stadium and event operations, and fan experience. Tran will continue to enhance the employee-first culture at the Rays and drive employee engagement through exceptional benefits, wellness programming, training and development with a focus on diversity. She was named Rays co-Employee of the Year in 2009. A native of south St. Petersburg, she joined the Rays organization in 1996 as a member of the finance and administration

department, and has served several areas of the organization since then. In 1994, prior to joining the Rays, Tran worked for the City of St. Petersburg during its pursuit of a Major League Baseball franchise. Jenn earned her bachelor's degree in business management from Eckerd College. She currently maintains her senior certified professional designation from the Society for Human Resource Management and serves as both a board member and fervent volunteer for Feeding Tampa Bay. Jenn resides in Clearwater with her three dogs and also enjoys spending time at her cabin in the mountains of North Georgia.





## **BILL WALSH** / CHIEF BUSINESS OFFICER

Bill Walsh was promoted to chief business officer in December 2021. In this role, he oversees the departments central to consumer revenue generation, including business strategy and analytics, creative services, marketing, and ticket sales and service. Since joining the Rays in 2007, Walsh has led a number of business development efforts for the club, including capital projects management, digital and mobile strategy, market analysis and technology investment. Walsh also led the initiative to convert Tropicana Field to a cash-free fan experience in 2019, one of the first professional sports venues in North

America to do so. Prior to his work with the Rays, Walsh served as vice president of real estate development for the New York City Economic Development Corporation during the Bloomberg administration, where he worked with developers and community groups on public-private partnership projects totaling over \$1 billion in private investment. He earned a master's degree from Columbia University in 2003, where he studied urban planning and development, and a bachelor's degree from the University of Connecticut in 2001. Walsh serves on the Board of Governors of the St. Petersburg Area Chamber of Commerce and was named Big Brother of the Year in 2012 through his volunteer activities with Big Brothers Big Sisters of Pinellas County. He and his wife, Audra, live in St. Petersburg with their three children: Teddy, Clara and Jacqueline.



## **BILL WIENER JR.** / CHIEF PEOPLE & COMMUNITY OFFICER

Bill Wiener Jr. enters his 26th year with the Rays, and first as chief people & community officer. In this role, he oversees human resources, community engagement, and stadium and event operations. Wiener works to refine processes and develop greater efficiencies, focusing on the fan and employee experience. He was named Rays co-Employee of the Year in 2002. He joined the Rays organization in 1996 as a member of the administration department, and throughout his tenure with the Rays has gained experience in many facets of the business. Prior to joining the Rays, Wiener worked for the law firm

retained by the Tampa Bay ownership group to acquire a Major League Baseball franchise. Wiener earned his bachelor's degree in pre-law and criminal studies from the University of South Florida. He and his wife, Elena, reside in Clearwater with their daughters, Kaitlyn and Brenna.



## **BRIAN RICHESON** / VICE PRESIDENT, CORPORATE PARTNERSHIPS

Brian Richeson is entering his 16th season with the Rays and his 25th season in baseball. As vice president of corporate partnerships, he oversees the corporate partnership sales and service for both the Rays and Tampa Bay Rowdies and outreach to the business community, with a focus on developing fully integrated season-long relationships with local, regional and national companies. He joined the Rays in 2007 after eight years with the Diamondbacks as director of season ticket sales. He began his career with the Royals group sales department in 1998. Richeson earned his bachelor's degree from the

University of Missouri. He currently serves on the executive board of directors of Leadership Tampa Bay, board of directors of the Florida Sports Foundation and Hillsborough Education Foundation, advisory board of Visit Tampa Bay, steering committee of the National Sports Forum, and is an Honorary Commander at MacDill Air Force Base. He and his wife, Nichole, reside in Tampa with their son, Brett.





## JEFF TANZER / VICE PRESIDENT, TICKET SALES & SERVICE

Jeff Tanzer was named vice president of ticket sales and service in January 2018. In this role, Tanzer oversees all areas of ticket sales, service and retention including season tickets, group tickets, suite sales, ticket operations and ticket technology. Tanzer is entering his 17th season with the Rays. He was named Rays co-Employee of the Year in 2010. He joined the Rays in 2006 after working with the Atlanta Hawks and Atlanta Thrashers (2002-06) and Marlins (1998-2002) in a variety of ticket sales and sales management roles. He began his career in minor league baseball with the Lake Elsinore Storm in 1998.

Tanzer earned his bachelor's degree in mass communication/public relations from the University of South Florida and his master's degree in sports administration from St. Thomas University. He currently serves as Board Chair for the Boys and Girls Clubs of the Suncoast. He and his wife, Shannon, reside in St. Petersburg.



## DE ANNA SHEFFIELD WARD VICE PRESIDENT, MEDIA & COMMUNICATIONS

De Anna Sheffield Ward joined the Rays in January 2022 as vice president of media & communications. In this role, she assists with business-related communications and crisis communications. Prior to joining the Rays, Ward spent 14 years in various marketing, communications, development and corporate partnership roles with Big Brothers Big Sisters of America and Big Brothers Big Sisters of Tampa Bay. She began her career working in local television as a reporter, anchor and community affairs host in six different

television markets, including spending six years with WTSP-TV Tampa Bay from 2001-07. Ward earned her bachelor's degree in mass communications from Jackson State University and has certifications in fundraising and diversity, equity and inclusion. Ward spends time volunteering in the community as a member of Jack and Jill of America, Inc. and Delta Sigma Theta Sorority, Inc. and was named Tampa Bay's Big Sister of the Year in 2013. Ward and her husband, Rodney, reside in Apollo Beach with their two children, Payton and Jackson.



## ERIC WEISBERG / VICE PRESIDENT, FAN EXPERIENCE

Eric Weisberg enters his 15th season with the Rays. He was named vice president of fan experience in December 2021, following five seasons leading the marketing and creative services department, including the last four as vice president of marketing and creative services. In this role, Weisberg will lead the fan experience and game presentation departments in creating a fun, positive service culture that emphasizes fan engagement. He was named one of three Rays Employees of the Year in 2015. Prior to the Rays,

Weisberg was the assistant director of guest services for the Kansas City Zoo and spent nearly 12 years in broadcast marketing roles for the Radio Disney Network and Walt Disney Parks and Attractions. He earned his bachelor's degree in radio, television and film from the University of Maryland. Weisberg serves on the board of directors at The Florida Aquarium and is a member of the Lee Roy Selmon Mentoring Institute. He and his wife, Mindy, reside in Riverview with their two girls, Abby and Julia.



# BASEBALL OPERATIONS



## ERIK NEANDER / PRESIDENT, BASEBALL OPERATIONS

Erik Neander (nee-ANN-der) was named president, baseball operations on Sep 8, 2021 and enters his fifth season as the club's top-ranking baseball official. As the leader of baseball operations, Erik collaborates with all areas of the department to set the vision and expectations for the entire operation. In addition to working to sustain a people-first culture, he directly oversees functional areas, including player evaluation and procurement, the major league coaching and support staff, and roster and staff management.

Neander, 38, begins his 16th season in the Rays organization. He joined the Rays in January 2007 as a baseball operations intern and was hired full-time in October 2007. He was later promoted to manager, baseball research and development in November 2009, director of baseball operations in November 2011, vice president of baseball operations in October 2014 and senior vice president of baseball operations and general manager on Nov 4, 2016. One year later, Matt Silverman shifted to team president after a three-year stretch as president of baseball operations.

With Neander as the club's top-ranking baseball official, the Rays have clinched a postseason berth in three consecutive seasons and won the powerhouse AL East in back-to-back seasons, both of which are firsts in franchise history. He and his group assembled a club that finished with the best record in the AL in both 2020 and 2021, the first AL club to do so in back-to-back seasons since the 2011-12 Yankees. In 2021, the reigning AL champions went 100-62, setting a club record for wins in a single season over 2008 (97). For the second time in three years (2019), the Rays were recognized as *Baseball America's* Organization of the Year.

"The fact that Tampa Bay is once again sitting atop baseball's toughest division is a remarkable accomplishment," wrote *Tampa Bay Times* columnist John Romano last September. "It speaks to the genius of Erik Neander and the front office. It speaks to the culture created by Manager Kevin Cash and his staff. It speaks to the unselfishness of players willing to sacrifice stats for the greater good."

In November 2021, Neander signed Wander Franco to an 11-year contract through 2032, including a club option for 2033. The contract represented the largest commitment to a player in the history of the franchise and the largest in major league history for a player with less than a year of major league service time.

Under Neander over the past four seasons, the Rays own the 4th-best record in baseball at 326-220 (.597)—a 96-win pace over a 162-game season. In the shortened 2020 season, Erik assembled a team that went a league-best 40-20 and conquered the Blue Jays, Yankees and Astros in the postseason to reach the World Series. In 2019, the team's accomplishments earned industry acclaim for both Neander and the organization. Erik was selected by his peers as the second recipient of Major League Baseball's Executive of the Year Award and earned a similar honor as *Sporting News* Executive of the Year.

Of the current 40-man roster and 60-day IL, 35 players have been acquired since Erik was appointed the club's top-ranking baseball official (and 25 via trade). Among those trade acquisitions are 2021 AL Rookie of the Year Randy Arozarena, 2021 AL All-Stars Andrew Kittredge and Mike Zunino, as well as Shane Baz, Ji-Man Choi, Yandy Diaz, Pete Fairbanks, Tyler Glasnow, Manuel Margot, Austin Meadows, Luis Patiño, Brett Phillips, Drew Rasmussen and Ryan Yarbrough.

Despite graduating Randy Arozarena, Wander Franco, Shane McClellan, Luis Patiño and Taylor Walls from prospect status during the 2021 season, the Rays enter 2022 ranked by *Baseball America* as the No. 2 farm system in the game. "The Rays no longer have the best prospect in baseball like they did in each of the past two seasons with Wander Franco, but they still have one of the deepest farm systems," *Baseball America* wrote. "Not only do the Rays have excellent homegrown talent, but they do as good a job as anyone at acquiring prospects in trades." The publication placed five Rays prospects on its preseason Top 100 list: Shane Baz (No. 8), Josh Lowe (No. 44), Vidal Bruján (No. 56), Taj Bradley (No. 58) and Curtis Mead (No. 97).

Prior to joining the Rays, Erik worked for Baseball Info Solutions. The Oneonta, N.Y. native graduated from Virginia Tech with a bachelor's of science in food, nutrition and exercise. He and his wife, Jessica, reside in Tampa with their sons, Penn and Corbin; daughter, Eden; and their rescue animals.







## PETER BENDIX

SENIOR VICE PRESIDENT, BASEBALL OPERATIONS & GENERAL MANAGER

Peter Bendix was promoted to senior vice president of baseball operations/general manager in December 2021 and begins his 14th season with the Rays. In this role, Bendix assists Erik Neander with departmental oversight and has an increased focus on major league operations, such as player evaluation and procurement, roster management and the day-to-day functions of the major league club. He will continue to oversee the baseball systems group while working closely with other departments to help facilitate learning and development. Before his promotion to senior vice president/general manager, Bendix spent six seasons leading the baseball development department, including the previous two as vice president of baseball development. He first joined the Rays as an intern in January 2009 and was later promoted to assistant of baseball operations, coordinator of baseball research and development, and director of baseball development. Bendix played baseball and tennis while growing up outside of Cleveland, and claims to be an excellent ping-pong player. He earned a degree in American studies from Tufts University and wrote for several publications before joining the Rays. He and his wife, Lauren, live in St. Petersburg.



## CARLOS RODRIGUEZ / VICE PRESIDENT, BASEBALL OPERATIONS

Carlos Rodriguez enters his 12th season with the Rays and third as vice president. He transitioned from vice president, player development and international scouting to vice president, baseball operations in December 2021, a change illustrating his broader leadership scope within the department. In this role, Rodriguez assists Erik Neander in all areas of baseball operations while overseeing the club's player development, baseball performance science, international scouting and academy operations. This has led to a more comprehensive player development environment, including the expansion of sport nutrition initiatives and individualized player performance and wellness programs. His contributions have resulted in a farm system ranked among the majors' top two by *Baseball America* for four consecutive seasons. In 2021, the club's minor league affiliates experienced unprecedented success, including a .653 winning percentage among domestic affiliates—the highest rate for an organization in the modern era of the minor leagues (since 1963). From 2015-19, Rodriguez served as director of international scouting, following three years as director of Latin American scouting (2012-14). As director, he grew the Rays scouting presence around the globe and refined the organization's international evaluation and procurement processes. During this stretch, Rodriguez played a key role in scouting and signing José Alvarado, Jonathan Aranda, Vidal Bruján, Genesis Cabrera, Diego Castillo, Yonny Chirinos, Wander Franco, Ronaldo Hernández, René Pinto, Cristopher Sánchez and Jesús Sánchez, among others. Rodriguez joined the Rays in the fall of 2010 as a professional and international scout after four seasons with the Blue Jays as an area scout. In 2009, he signed Yan Gomes from Barry University, the first Brazilian-born player to reach the major leagues. A native of Puerto Rico, Rodriguez attended the University of North Florida where he played and served as an assistant coach. He graduated in 2004 with a degree in business, double majoring in international business and economics. He and his wife, Omayra, reside in Tampa with their daughter, Eva Marie.



## WILL COUSINS / VICE PRESIDENT, BASEBALL DEVELOPMENT

Will Cousins was promoted to vice president of baseball development in December 2021 and begins his eighth season with the Rays. In this role, he oversees baseball research and development, and reviews and optimizes resources across the baseball systems. He joined the Rays in June 2015 as an analyst in research and development, was later promoted to senior data scientist and promoted to director of baseball research and development in February 2019. Prior to joining the Rays, he spent three years researching ocean waves at Massachusetts Institute of Technology. A native of Columbia, S.C., Cousins earned a degree in mathematics from Pepperdine University and a PhD in applied math from North Carolina State University. He and his wife, Katelyn, live in St. Petersburg with their daughters, Margot and Meadow.





## **CHANDA LAWDERMILK** / VICE PRESIDENT, BASEBALL OPERATIONS

Chanda Lawdermilk was promoted to vice president of baseball operations in December 2021 and enters her fifth season with the Rays. In this role, she participates in the general management actions related to the baseball operations staff and leverages her decade of experience in recruiting and talent development within the baseball industry to increase diversity, elevate employee experience and harvest the most potential out of employees while supporting leaders in maintaining a strong culture. She joined the Rays in February 2018 as director of staff development and recruiting for the baseball operations department. Lawdermilk previously worked for the Astros for 10 years and a private recruiting firm in the oil and gas industry. She is a longtime advocate for women's professional development and previously served on the board of WISE (Women in Sports and Events) Tampa Bay. The Texas A&M University graduate resides in St. Petersburg where she appreciates the weather, arts, sports and food that the region has to offer, and spending time with her loved ones.



## **BOBBY HECK** SPECIAL ASSISTANT TO THE PRESIDENT & GENERAL MANAGER

Bobby Heck enters his 11th season in the Rays organization. With Erik Neander's promotion to president of baseball operations in September 2021, Heck transitioned from special assistant to the general manager to special assistant to the president and general manager. He joined the Rays as a special assignment scout in October 2012, and was promoted to special assistant, baseball operations in the summer of 2015. Previously, Heck served six years as the assistant general manager and scouting director for the Astros, during which time the Astros drafted Jason Castro, Carlos Correa, Delino DeShields, Mike Foltyniewicz, Dallas Keuchel, J.D. Martinez, Brett Phillips, George Springer and many other major leaguers. He also spent a combined 12 years scouting for the Rangers and Brewers. Heck graduated from Florida International University and earned a master's degree in sports management from St. Thomas (Fla.) University. A former minor league catcher in the Athletics system, he now resides in Winter Garden, Fla., with his wife, Nicole. Their daughter, Jordyn Reed, is a sports anchor/reporter for the CBS affiliate in Madison, Wis.



## **R.J. HARRISON** / SENIOR ADVISOR, SCOUTING/BASEBALL OPERATIONS

R.J. Harrison was one of the first hires by the Rays organization when he joined the club in September 1995. He enters his 46th year in professional baseball and 27th with the Rays. He served as director of scouting from 2005-15 after one year as assistant director of scouting. Harrison previously served the club as western U.S. crosschecker, national crosschecker and national scouting coordinator. In January 2020, he was honored as a Legend of Scouting by the Professional Baseball Scouts Foundation. Prior to joining the Rays, Harrison spent five seasons as an area scout for the Mets and eight seasons as a manager or coach in the Mariners and Giants organizations. He was drafted as a catcher by the St. Louis Cardinals in 1975 and was a member of the Florida State League champion St. Petersburg Cardinals that season. He converted to pitcher the following year and played six more seasons in the Cardinals and Mariners systems before moving to the dugout. Harrison is a graduate of Arizona State University and played in two College World Series. He and his wife of 43 years, Jane, have two daughters, Lauren and Anna, and a granddaughter, Roxana. They reside in Phoenix, Ariz.





## MITCH LUKEVICS

SENIOR ADVISOR, PLAYER DEVELOPMENT/BASEBALL OPERATIONS

Mitch Lukevics begins his 48th year in professional baseball, 27th with the Rays and third in his role as senior advisor, player development/baseball operations. From 2006-19, he served as director of minor league operations. Lukevics joined the Rays in November 1995, serving as pitching coach for the Gulf Coast League team for one year before he was named assistant to player development and scouting in 1997. In 2012, Minor League Baseball presented Lukevics with the prestigious Sheldon "Chief" Bender Award, presented to a baseball executive with distinguished service who has been instrumental in player development. In 2016, he was inducted into the Florida State League Hall of Fame. The 1975 White Sox second-round pick worked in the Chicago farm system as a pitching coach (1981-85) and minor league administrator (1986-88) before directing the Yankees minor league operations from 1989-95. As a pitcher, Lukevics was 24-5 at Penn State, where he earned a degree in health and physical education. As a freshman in 1973, he hurled 8.1 innings in a 3-1 loss to Arizona State in the Nittany Lions' College World Series opener. He spent six seasons pitching in the White Sox system. Mitch is the father of two children, Matt and Megan, and the grandfather of four: Matt Jr., Billy IV, Audrey and Saddle. He and his wife, Frances, were married in July 2014.



## DENARD SPAN / SPECIAL ASSISTANT, BASEBALL OPERATIONS

Denard Span joined the Rays full-time as special assistant of baseball operations in December 2020. In this role, he leverages his experience as a player to help multiple departments within baseball operations build better programs and processes. He also serves as a mentor and sounding board to players at all levels. Span spent 11 seasons in the majors as an outfielder with the Twins (2008-12), Nationals (2013-15), Giants (2016-17), Rays (2018) and Mariners (2018). He hit a combined .281 and collected 1,498 hits, 72 3B, 71 HR and 185 SB. He tied for the NL lead with 184 hits in 2014, and led his league in triples in 2009 and 2013. Span finished 6th in the AL Rookie of the Year voting in 2008. A Tampa native who grew up attending games at Tropicana Field, he was selected by the Twins in the first round (20th overall) of the 2002 Amateur Draft out of Tampa Catholic High School. He starred on the Crusaders 2001 state championship team, and was inducted to the school's Hall of Fame in 2010. Span also created the Denard Span Foundation to serve and empower single parent households through transportation, education and grocery programs. He and his wife, Anne, live in Tampa with their sons, DJ and Jace.



## KEVIN IBACH / SENIOR DIRECTOR, PRO PERSONNEL & PRO SCOUTING

Kevin Ibach begins his third season as senior director of pro personnel and pro scouting, and his 10th season with the Rays. He was named director of pro scouting in November 2015 after previously serving as a pro scout with the Rays since 2012. He supervises the Rays major league and professional scouting departments, managing the flow of information between scouts and the baseball operations department. Ibach is entering his 22nd season in professional baseball. Before joining the Rays, he spent five years with the Marlins as a Midwest area scout, and seven years as a baseball operations coordinator with the Orioles. Ibach graduated from La Salle University, where he majored in communication and played shortstop. He then signed a contract with the Schaumburg Flyers of the independent Northern League. Kevin and his wife, Laurie, reside in Geneva, Ill., with their three daughters: Adalyn, Kinley and Harper.





## **ROB METZLER** / SENIOR DIRECTOR, AMATEUR SCOUTING

Rob Metzler begins his 15th season with the Rays and seventh leading the amateur scouting department. In this role, he is responsible for all day-to-day scouting activities within the U.S., Canada and Puerto Rico in preparation for the draft. He joined the Rays in 2008 as a baseball operations intern. Prior to the Rays, Metzler interned for the Red Sox, Baseball Info Solutions and the Brewster Whitecaps of the Cape Cod Baseball League. He also served as an assistant coach at Roger Williams University. The West Hartford, Conn., native earned a physics degree from Bowdoin College, where he also played baseball, and a master's dual-degree from University of Massachusetts Amherst. He and his wife, Lindsey, reside in St. Petersburg with their daughter, Jordan.



## **BRIAN PLEXICO** / SENIOR DIRECTOR, BASEBALL SYSTEMS

Brian Plexico begins his 17th season with the Rays and second as senior director of baseball systems. In this role, he is responsible for software applications for scouting, statistics and player analysis. He joined the Rays in April 2006 as a software programmer, was later promoted to architect of baseball systems and promoted to director of baseball systems in December 2015. Before joining the Rays, Plexico spent several years as a software developer for various companies, most recently a defense contractor in Charleston, S.C. He earned a degree in physical education with an emphasis in sports medicine from the College of Charleston. He lives in St. Petersburg, and has three daughters: Maicie, Hollis and Laurel.



## **CHRIS WESTMORELAND** SENIOR DIRECTOR, TEAM TRAVEL AND LOGISTICS

Chris Westmoreland was promoted to senior director of team travel and logistics in January 2022 and enters his 25th season with the Rays. He has overseen major league team travel since January 2014. Westmoreland joined the Rays in October 1997 as minor league equipment manager and was promoted to major league equipment and home clubhouse manager in 2003. He was named the 2013 Equipment Manager of the Year by Major League Baseball. In November 2011, he served as equipment manager for a team of MLB All-Stars that traveled to Taiwan. In 2007, Westmoreland was named Rays co-Employee of the Year. He served as president of the Major League Baseball Clubhouse Managers Association from 2007-08. Prior to joining the Rays, Westmoreland spent two seasons as minor league equipment manager for the Expos and two seasons as clubhouse manager for the Double-A Knoxville Smokies of the Blue Jays organization. He also spent a spring as a clubhouse assistant for the Rangers as well as the MLB All-Star Game at Rangers Ballpark in Arlington. Westmoreland attended Santa Fe Community College in Gainesville and the University of Tennessee. He resides in Bradenton with his fiancée, Jenny, and has two daughters, Sierra and Brooklyn.



## **COLE FIGUEROA** / DIRECTOR, BASEBALL OPERATIONS

Cole Figueroa was promoted to director of baseball operations in December 2021. In this role, he focuses on the procedures, development and long-term growth of the baseball operations staff, in addition to assisting with the major league roster and transactions. Figueroa joined the Rays front office in December 2016 as assistant of baseball development, and was later promoted to assistant director of hitting development. He spent three seasons in the majors as an infielder with the Rays (2014), Yankees (2015) and Pirates (2016). A native of Tallahassee, Figueroa was selected by the Padres in the sixth round of the 2008 Amateur Draft out of the University of Florida. He and his wife, Natalie, reside in Tampa with their son, Coleman.





## HAMILTON MARX / DIRECTOR, BASEBALL OPERATIONS

Hamilton Marx enters his eighth season with the Rays and second as director of baseball operations. Among a variety of duties, he focuses on the Amateur Draft, player valuation and contractual matters, including salary arbitration—all areas of concentration since joining the department as an intern in 2015. Prior to his promotion, Marx spent the previous three seasons working in amateur scouting, including the last two as assistant director. The Midland, Texas native earned a bachelor's in business administration from Notre Dame, spent four years as a CPA with PricewaterhouseCoopers in Dallas and earned his MBA from Duke University. He also spent a summer interning in the MLB Labor Relations Department. He and his wife, Maggie, live in Parrish with their daughters, Adeline and Maren.



## JEFF McLERRAN / DIRECTOR, MINOR LEAGUE OPERATIONS

Jeff McLerran was promoted to director of minor league operations in September 2019 and enters his 12th season with the Rays. In this role, he leads the day-to-day operations of the Rays minor league system. He joined the Rays minor league operations department in 2011 and was promoted to assistant director in 2015, working alongside longtime Rays farm director Mitch Lukevics. A native of Leawood, Kan., McLerran graduated from the University of North Carolina with a bachelor's in business administration. He and his wife, Meredith, live in Tampa with their daughters, Rylan and Myles.



## STEVE MILLER / DIRECTOR, INTERNATIONAL SCOUTING

Steve Miller was promoted to director of international scouting in September 2019 and oversees scouting activities and personnel outside the U.S. and Canada. He enters his ninth season with the Rays after spending the first six as international crosschecker. Prior to joining the Rays, he spent seven years scouting for the Blue Jays, as an area scout from 2006-10 and a regional crosschecker from 2011-13. Miller earned a degree in business administration from Huntingdon (Ala.) College and earned his master's from Wichita State University. He spent 13 years as a college baseball coach before moving into the professional ranks. Miller resides in Chicago with his wife, Salina, and their sons, Connor and Royce.



## JOSEPH MYERS / DIRECTOR, BASEBALL PERFORMANCE SCIENCE

Joseph Myers, PhD, ATC joined the Rays in January 2016 as director of baseball performance science. In this role, he works to advance the use of science and technology within the baseball operations department. Myers came to the Rays from the University of North Carolina at Chapel Hill, where he spent nine years as a professor of exercise and sports science, and an adjunct professor of orthopaedics. He received a bachelor's degree in athletic training from West Chester (Pa.) University, a master's in sports medicine from UNC and a PhD in sports medicine from the University of Pittsburgh. Myers also directed the Human Movement Science Doctoral Program while at UNC. He and his family reside in St. Petersburg.





## TAYLOR SMITH / DIRECTOR, PREDICTIVE MODELING

Taylor Smith was promoted to director of predictive modeling in December 2021. In this role, he oversees the organization's player valuation models and provides mentorship and oversight to baseball research and development staff working in this space. He joined the Rays in May 2018 as an analyst in the research and development department and was later promoted to lead analyst. Prior to the Rays, Smith interned in the R&D department for the Dodgers. He graduated from the University of Georgia with joint bachelor's and master's degrees in statistics, a bachelor's degree in mathematics and a

certificate in data science. A native of Canton, Ga., he now resides in St. Petersburg.



## SANDY STERNBERG / DIRECTOR, BASEBALL DEVELOPMENT STRATEGY

Sandy Sternberg was named director of baseball development strategy in January 2019. In this role, he serves as an intermediary from baseball operations and other departments, working to communicate with various organizational stakeholders about new and evolving initiatives. He joined the Rays in January 2016 as manager of strategy and development, where he worked with Melanie Lenz and Bill Walsh to enhance the ballpark experience and evaluate long-term projects. Prior to the Rays, he served as an analyst for Edge Principal Advisors, a real estate investment firm in New York, and

Paramount Pictures in Los Angeles. Sternberg earned his bachelor's in public policy studies from Vanderbilt University and his MBA from Columbia Business School. A native of New York, he now resides in Tampa.



## PATRICK WALTERS / DIRECTOR, INTERNATIONAL OPERATIONS

Patrick Walters was promoted to director of international operations in September 2019 and begins his 13th season with the Rays. In this role, he oversees operations and staff at the Latin American academies. Walters joined the Rays as a baseball operations intern in 2010 and has served a variety of international and player development roles since then, including two years as assistant director of international operations. The Montgomery, Ala. native earned his bachelor's and master's degrees from the University of Alabama. While attending college, he served as a volunteer student athletic trainer for the football team and interned for the Double-A Montgomery Biscuits. He and his wife, Amanda, live in Tampa.

### DID YOU KNOW?

## TOP-RANKING BASEBALL EXECUTIVES

The Rays have had four top-ranking baseball executives in franchise history.

<b>Chuck LaMar</b> , Senior VP, Baseball Operations & General Manager	7/19/95-10/6/05
<b>Andrew Friedman</b> , Executive VP, Baseball Operations	11/3/05-10/14/14
<b>Matt Silverman</b> , President, Baseball Operations	10/14/14-11/1/17
<b>Erik Neander</b> , Senior VP, Baseball Operations & General Manager President, Baseball Operations	11/1/17-9/7/21 9/8/21-Current



# RAYS IN THE COMMUNITY



## RAYS BASEBALL FOUNDATION

*Official Charity of the Tampa Bay Rays*



**THE TAMPA BAY RAYS ARE COMMITTED TO BEING A STRONG COMMUNITY PARTNER AND ENERGIZING OUR COMMUNITY THROUGH THE MAGIC OF RAYS BASEBALL.**

The Rays Baseball Foundation, a 501(c)(3) organization and the official charity of the Rays, is dedicated to improving the lives of those in need within our community, focusing primarily on education, youth development, wellness and social responsibility. Key contributors to the foundation include Rays owners, players, corporate partners, fans and employees.

### SOCIAL JUSTICE

The Rays committed \$100,000 annually to support causes that fight systemic racism within our country. With the goal of amplifying the important, ongoing work done by those on the front lines of this effort, the Rays launched a social justice microsite, highlighting the Racial Equity Grant Program, BIPOC businesses in Tampa Bay, educational resources ranging from museums to print and digital media, and local social justice and community development organizations.

Recipients of the Rays Racial Equity Grants are:

- ◆ Abe Brown Ministries
- ◆ Bethune-Cookman University Center for Law & Social Justice
- ◆ Carter G. Woodson Museum
- ◆ CDC of Tampa
- ◆ Equal Justice Initiative
- ◆ Remembrance Project
- ◆ League of Women Voters of the St. Petersburg Area
- ◆ NAACP Hillsborough County Branch
- ◆ People Empowering & Restoring Communities
- ◆ Pinellas County Urban League
- ◆ Shirley Proctor Puller Foundation
- ◆ University of South Florida Center for Justice Research & Policy

For more information and links to these organization's sites, visit [raysbaseball.com/socialjustice](https://raysbaseball.com/socialjustice).

### PROGRAMS

#### HOME RUN CLUB

In 2010, the Big Game James Club was started by James and Ryane Shields. The club, later to be named the Home Run Club in 2013, consists of a donated suite for foster children and their families. Even though founders James and Ryane Shields are no longer members of the Rays organization, their legacy of advocating for children in foster care lives on. The club continues to offer a sense of stability and belonging to hundreds of foster children. Each season, over 500 foster children have become club members. Two participating organizations have hosted events resulting in numerous adoptions for local foster children.

#### RAYS JERSEY PROGRAM

Since 2014, the Rays Jersey Program has outfitted more than 90,000 Tampa Bay area tee-ball players and coaches with jerseys and caps. The program covers more than 80 different leagues in nine area counties and has saved the leagues more than \$1 million in equipment costs. As a result of these savings, officials from some of the participating leagues have noted that they have the ability to pass these savings along to participant families. They have also been able to repair their scoreboards, provide upgrades to dugouts, add fencing for fields, purchase additional equipment and grounds crew supplies and repair concession stands and other areas of their facilities.



## READING WITH THE RAYS

Since 2006, the Rays Baseball Foundation's summer reading program, Reading with the Rays, has encouraged kids to avoid summer reading loss by participating in a fun and interactive reading program over the summer months. More than 400,000 Tampa Bay area students from nine surrounding counties have participated since its inception. The program is made possible through a partnership with the *Tampa Bay Times* Newspaper in Education, the Rays and public library systems in Charlotte, Citrus, Hernando, Hillsborough, Manatee, Pasco, Pinellas, Polk and Sarasota counties.

## TEAM SMILE

Since 2018, the Rays have partnered with Team Smile, an advocacy group that partners dental professionals with professional athletic organizations to provide life-changing dental care to underserved children in their communities. In 2018-19, the Rays hosted more than 400 children from the Boys & Girls Clubs of the Suncoast and local foster care groups for a free dental day at Tropicana Field. This year, Team Smile will provide free dental care to children from Campbell Park Elementary and John Hopkins Middle School. The children received dental work completely free of charge, including X-rays, screening and educational material on how to protect their teeth. The value of care provided totaled almost \$170,000.

The Rays, in partnership with United Concordia Dental, will provide thousands of local area children with dental hygiene kits in 2020-21.

## SOUTH ST. PETERSBURG NEIGHBORHOOD INITIATIVE

The Rays launched the South St. Petersburg Neighborhood Initiative in response to the tragic 2009 shooting death of 8-year-old Paris Whitehead in south St. Petersburg, an underrepresented community that borders Tropicana Field. This program benefits the following organizations and initiatives:

- ◆ Academy Prep Center of St. Petersburg
- ◆ Boys & Girls Clubs of the Suncoast
- ◆ Burg Baseball
- ◆ Campbell Park Elementary
  - Field Days
  - Great American Teach In
  - Mentoring
  - Rays Room
- ◆ Feeding Tampa Bay Mobile Pantry
- ◆ Field Renovations
- ◆ John Hopkins Middle School Food Pantry

## SCHOLARSHIPS

Since 2008, the Rays Baseball Foundation has teamed up with local partners to provide more than \$2 million in college scholarships to students participating in the Take Stock in Children program in Hillsborough, Manatee, Pasco, Pinellas and Sarasota counties. The foundation also funds the Academy Prep Centers for Education Scholarships in Tampa, St. Petersburg and Lakeland, the St. Petersburg College Foundation First Generation Scholars, Barry Jones Memorial Scholarship and the Don Zimmer Memorial Scholarship.

## GRANTS

### COMMUNITY FUND GRANT PROGRAM

The Rays Community Fund Grant Program provides assistance to local nonprofits in the Tampa Bay region. These grants help enhance and support current programs offered by community-based nonprofit organizations. The foundation has invested more than \$1.9 million in over 350 local nonprofits through this program.

### COMMUNITY PARTNERSHIP PROGRAM

The Rays Baseball Foundation is proud to maintain long-standing partnerships with key community organizations throughout Tampa Bay. The foundation provides over \$500,000 in grants each year to established community partners in support of existing programs that serve our region.

## RAYS IN THE COMMUNITY

### ECOT

The Rays Employee Community Outreach Team (ECOT) was established in 2008 to provide invaluable volunteer hours to community service agencies that enhance or improve the quality of life in the communities they serve. In total, Rays employees have logged more than 40,000 volunteer hours to support nonprofits in the Tampa Bay region.

### IN-KIND DONATIONS

Each year, the Rays donate thousands of tickets, suites, experiences and autographed memorabilia to assist organizations in our nine neighboring counties to raise funds for their respective causes.

### PLAY BALL

The goal of Rays Play Ball is to celebrate youth baseball and softball while simultaneously encouraging participation in all forms of the game. The Rays do this through support of Rays RBI Tampa and Burg Baseball, the Rays Jersey Program, field renovations and many Play Ball events, like Play Ball Day and Play Ball Weekend.





On July 27, 2019, the Rays hosted children with unique abilities for their first Baseball Magic Clinic. Almost 100 children from Buddy Baseball and the Miracle League of Pinellas County completed various stations, receiving instruction on hitting, pitching and fielding.

## PLAYER & RAYS WIVES PROGRAMS

### KIERMAIER'S KIDS

Since 2019, with an annual donation to the Children's Dream Fund, Kevin Kiermaier and his wife, Marisa, have fulfilled the dreams of numerous children living with life-threatening illnesses, as part of their Kiermaier's Kids program. This year, five children will have their dreams come true.

### LOWE'S HOME RUNS FOR HOPE

For every home run Rays infielder Brandon Lowe hits, he and his wife, Madison, will donate \$100 to the Crisis Center of Tampa Bay. The Rays Baseball Foundation will also contribute \$100 per home run in support of Lowe's "Home Runs for Hope" campaign. The Crisis Center of Tampa Bay provides a range of services to ensure that no one in the community has to face a crisis alone. It is open 24 hours a day, 365 days a year as the community gateway to help. People who are struggling with a variety of crisis situations including sexual assault or abuse, domestic violence, financial distress, substance abuse, medical emergency, suicidal thoughts and other emotional or situational problems can connect to hope and healing.

### TUESDAY'S CHAMPION

Before every Tuesday home game at Tropicana Field, the Rays host a child from the Make-A-Wish Foundation or Children's Dream Fund at the ballpark as a part of a special program called "Tuesday's Champion." The kids, accompanied by their families, are invited to participate in a VIP experience which includes being on the field during batting practice, where they can meet and interact with Rays players and coaches. They are then treated to dinner in the Rays Club before taking the field and throwing out the ceremonial first pitch. Along with these experiences, they are given a personalized jersey and a bat to commemorate the experience. The children selected for the program are battling life-threatening illnesses and occasionally come straight from the hospital for this special experience.

### RAYS FAMILIES

Throughout the season, the Rays Families support the community through various initiatives. In 2021, the Rays Families supported the Children's

Dream Fund, New Life Village and the Rays Baseball Foundation.

## COVID-19 RELIEF

In response to the COVID-19 crisis, the Rays Baseball Foundation and Rowdies Soccer Fund donated \$1.4 million in financial support to nonprofit organizations throughout Tampa Bay, with 81 agencies receiving funding. This includes \$275,000 through the COVID-19 Relief Grant Program, \$110,000 in Community Fund Grants and \$405,000 in Community Partnership Grants. Over 4.1 million meals were donated to Feeding Tampa Bay through the Rays and Rowdies Virtual Food Drive campaign, with over 1 million meals served through Feeding Tampa Bay's mega mobile pantry hosted in Tropicana Field's parking lots. Hundreds of meals were provided to Ronald McDonald House Charities of Tampa Bay's St. Pete East House, while Rays concessions partner, Levy, donated \$190,000 of food and beverage items to local organizations.



Additionally, the Rays established a fund of \$1 million for Tropicana Field gameday staff who were impacted by the changes to the 2020 season due to the coronavirus pandemic.

For more information on Rays COVID-19 relief efforts, visit [raysbaseball.com/teamingup](https://raysbaseball.com/teamingup).

**For the latest Rays in the Community news, please visit [raysbaseball.com/community](https://raysbaseball.com/community) or follow @RaysCommunity on Twitter.**



# COACHES & STAFF



WILL VRAGOVIC / TAMPA BAY RAYS

16

MANAGER

# KEVIN CASH

Kevin Forrest Cash



OPENING DAY AGE **44**

POSITION PLAYED **Catcher**

BORN **12/6/77** in Tampa, FL

RESIDES **St. Petersburg, FL**

TENURE **This is his 23rd season in professional baseball, 20th at the major league level, eighth as a major league manager.**

## X-RAY REPORT

- ◆ Cash joined exclusive, Hall of Fame company when the 2021 AL Manager of the Year results were revealed in November...he became the first AL manager to win the award in consecutive years and joined Bobby Cox (who won in 2004-05 in the NL) as the only back-to-back winners in the 38-year history of the award.
- ◆ Kevin and his family volunteer at Johns Hopkins All Children's Hospital in St. Pete... 15-year-old Camden, the oldest daughter of Kevin and his wife, Emily, had open-heart surgery at the same hospital in 2007, when she was only 17 months old...the couple has two other children: daughter Ella (14) and son J.D. (9).
- ◆ In 2020, he made history in becoming the first person to play in the Little League World Series in Williamsport, Pa. (Northside Little League in Tampa) and manage a team to the Fall Classic... he is the only current major league manager to have played in the Little League World Series.

## MANAGING & COACHING CAREER

- ◆ His career 554-478 (.537) record is the best winning pct. of any manager in club history...named the fifth manager in Rays history on Dec 5, 2014, and is the 2nd-longest tenured behind his predecessor, Joe Maddon (2006-14)...on Oct 9, 2018, agreed to a contract extension through the 2024 season with a club option for 2025...would pass Maddon in tenure on Opening Day 2024.
- ◆ Is the 2nd-longest-tenured manager with his current team behind CLE Terry Francona (10th season)...Tito had Cash as a player in Boston and bullpen coach in Cleveland.
- ◆ Three other current managers are former members of his coaching staff: Rocco Baldelli (Twins), Charlie Montoyo (Blue Jays) and Derek Shelton

(Pirates)...Montoyo and Baldelli were both hired away on Oct 25, 2018...became the first manager to lose two members of his coaching staff to big league managing jobs in one offseason since FLA Jim Leyland after winning the 1997 World Series.

- ◆ Has been ejected 11 times as Rays manager, 3rd in club history behind Joe Maddon (37) and Larry Rothschild (15).
- ◆ In **2021**, managed the Rays to a 100-62 record, a club record for wins in a season over 2008 (97)... has led the Rays to back-to-back division titles and three consecutive postseason berths, both of which are firsts in franchise history...has led the Rays to four straight winning seasons.
- ◆ Named AL Manager of the Year by the BBWAA, receiving 19 of 30 first-place votes...became the first AL manager to win in back-to-back seasons and second manager overall, joining ATL Bobby Cox in 2004-05...his back-to-back wins followed 3rd-place finishes in 2018 and 2019.

### 2021 A.L. MANAGER OF THE YEAR BALLOTING

	1ST	2ND	3RD	PTS
<b>Kevin Cash, TB</b>	<b>19</b>	<b>3</b>	<b>5</b>	<b>109</b>
Scott Servais, SEA	5	13	7	71
Dusty Baker, HOU	2	5	8	33
Charlie Montoyo, TOR	3	2	2	23
Alex Cora, BOS	1	3	2	16
Tony La Russa, CHW		4	3	15
AJ Hinch, DET			3	3

- ◆ Became the third to finish among the top three in Manager of the Year voting in four straight seasons, joining ATL Bobby Cox (2002-05) and OAK Art Howe (1999-2002).
- ◆ Is the 16th multiple winner overall, joining 4-time winners Bobby Cox and Tony La Russa, 3-time winners Joe Maddon, Dusty Baker, Jim Leyland, Bob Melvin, Lou Piniella and Buck Showalter and 2-time winners Sparky



Anderson, Terry Francona, Davey Johnson, Tommy Lasorda, Jack McKeon, Mike Scioscia and Joe Torre.

- Named *Sporting News* AL Manager of the Year for a third consecutive season...became the second manager to win in three straight seasons, joining ATL Bobby Cox (2002-05).
- Went 51-25 against AL East foes, with wins in the season series over each divisional opponent.
- Used 61 players and 38 pitchers (excluding position players), both of which shattered club records...survived 33 different players being placed on the injured list (totaling 43 stints), excluding the COVID-19 Related IL...their injured list reached a club-record 17 players from Aug 16-17, Aug 19-22 and Aug 24-25...the single-game club record entering 2021 was 13.
- The Rays won the division despite no pitcher qualifying for the ERA leaderboard...excluding the shortened 2020 season, joined the 2018 Dodgers and 2017 Astros among the only teams in major league history to accomplish that.
- Used 14 different pitchers to record a save, setting a major league record over the 2021 Cubs (12), 2020 Rays (12) and 1973 Rangers (12).
- Used 158 different batting orders in 162 games, most in the majors and a franchise record.
- On June 25 vs. LAA, his 500th win as Rays manager came against his predecessor Joe Maddon, who is the winningest manager in club history.
- As manager of the defending AL champions, Cash managed the AL All-Star Team to a 5-2 win at Coors Field and brought the Rays coaching staff with him...previously he was selected to join Terry Francona's staff for the 2017 All-Star Game at Marlins Park and AJ Hinch's staff for the 2018 All-Star Game at Nationals Park.
- In the shortened **2020** season, captured his first division title as a manager and led the Rays to the best winning pct. in franchise history.
- Named AL Manager of the Year by the BBWAA, receiving 22 of 30 first-place votes...became the second manager in Rays history to win the award, following Joe Maddon in 2008 and 2011.
- His .667 winning pct. was the 3rd-highest for a BBWAA Manager of the Year since the award was introduced in 1983...trailing SEA Lou Piniella (.716) in 2001 and NYY Joe Torre (.704) in 1998.
- Served a 1-game suspension on Sep 2 at NYY, the first of his career, for his postgame comments the night before...after Aroldis Chapman threw at Mike Brosseau's head in the 9th inning on Sep 1, Cash stated, "I have a whole damn stable full of guys that throw 98 miles per hour"

- Managed the Rays to the second AL pennant in franchise history...won "winner take all" games in the ALDS vs. NYY and ALCS vs. HOU.
- At 42 years old, was the youngest manager to reach the World Series since Ozzie Guillén (41) and the White Sox swept the Astros in 2005.
- Became the eighth manager in major league history to lead his hometown team to the World Series—and only the second in a 30-year span joining Brooklyn native Joe Torre, who led the Yankees to six World Series from 1996–2003...others: STL Whitey Herzog (1972, 1985, 1987), MIL Harvey Kuenn (1982), PHI Dallas Green (1980), STL Red Schoendienst (1967, 1968), STL Johnny Keane (1964) and PIT Bill McKechnie (1925).

### LONGEST TENURED MANAGERS WITH CURRENT TEAM

MANAGER, TEAM	CURRENT SEASON	HIRE DATE
Terry Francona, CLE	10th	10/6/12
<b>Kevin Cash, TB</b>	<b>8th</b>	<b>12/5/14</b>
Craig Counsell, MIL	8th, 7th full	5/4/15
Scott Servais, SEA	7th	10/23/15
Don Mattingly, MIA	7th	11/2/15

### RAYS MANAGERS, ALL-TIME

	W	L	PCT.
<b>Kevin Cash (2015-)</b>	<b>554</b>	<b>478</b>	<b>.537</b>
Joe Maddon (2006-14)	754	705	.517
Lou Piniella (2003-05)	200	285	.412
Hal McRae (2001-02)	113	196	.369
Larry Rothschild (1998-2001)	205	294	.411

- At age 41 in **2019**, was the youngest AL East manager to lead his team to the postseason since 1995, when NYY Buck Showalter (age 39) and BOS Kevin Kennedy (age 41) both did it.
- Spent the **2015-18** seasons as the majors' youngest manager until Rocco Baldelli was hired by the Twins...was hired the day before his 37th birthday, and became the youngest manager since AJ Hinch piloted the 2009 D-backs at the age of 34.
- Is the sixth Tampa-born manager in major league history, and second to manage the Rays...that list includes Hall of Famers Al Lopez and Tony La Russa, Lou Piniella (for whom Cash played in 2005), Dave Miley and John Hart.
- Is the second Florida State University alumnus to manage the Rays, joining the franchise's first manager, Larry Rothschild.
- For two seasons (**2013-14**) before joining the Rays, served as the bullpen coach for Cleveland under Terry Francona, whom he played for with the Red Sox in 2007-08 and 2010.



- ◆ In **2012**, he was a major league advance scout for the Blue Jays.
- ◆ Finished his playing career with Triple-A Round Rock in the Rangers organization in **2011**... after the minor league season, he served as an advance scout for the major league team for the rest of 2011 and was at Tropicana Field the night Evan Longoria hit his walk-off homer in "Game 162" to send the Rays to the postseason.

## PLAYING CAREER

- ◆ Played professionally for 12 seasons with six organizations from 2000-11, including parts of eight seasons in the majors with five different teams from 2002-10...played all but 20 games in his career with AL East teams...played for four of the five teams in the division...appeared in 241 games (189 starts), all at catcher.
- ◆ Threw out 26.7 pct. (43 of 161) of attempted base stealers in his career...the major league average during his career was 24.4 pct.
- ◆ Caught two seasons in the Rays organization, including 13 games with the major league club in 2005...became the second former Devil Rays/Rays player to manage in the major leagues, joining Ozzie Guillén (White Sox/Marlins)... since then, Mickey Callaway (Mets), Gabe Kapler (Phillies/Giants), Dave Martinez (Nationals) and Rocco Baldelli (Twins) have joined this group.
- ◆ Started for the U.S. team in the Futures Game in Milwaukee in 2002 and later that year was a September call up by the Blue Jays.
- ◆ Delivered his first major league hit on Sep 11, 2002 at CLE, a single off Dave Burba...his first home run came the following season on Sep 27 vs. CLE against Terry Mulholland.
- ◆ Was in the Opening Day lineup for the Blue Jays in 2004 and started a career-high 50 games...was the Jays regular catcher until mid-May, when he went on the injured list with a rib injury... returned in June and served as a backup to Gregg Zaun the rest of the season...threw out 42.4 pct. (14 of 33) of attempted base stealers, 4th-best among major league catchers (min. 50 starts).
- ◆ Acquired by the Devil Rays from the Blue Jays for Chad Gaudin at the 2004 Winter Meetings in Anaheim...was up with the Devil Rays in 2005 for 39 days (June 13-July 22) replacing veteran Charles Johnson, who was released...homered in his first at-bat as a Ray, and remains one of 14 who have done that...it came on June 15 vs. MIL off Victor Santos...in that same game, he caught Hideo Nomo's 200th career win, automatically qualifying Nomo for Meikyukai, one of Japan's two baseball halls of fame...of his 5 hits as a Ray,

two were home runs...Cash's only other homer as a Devil Ray came off Hall of Famer Randy Johnson on June 21 at NYY in a 20-11 loss.

- ◆ Was on the 40-man roster for former Rays Manager Joe Maddon's first spring training camp in 2006, but spent the entire season at Triple-A Durham and never played for Joe.
- ◆ Received World Series rings from the 2007 Red Sox and 2009 Yankees...joined the Red Sox for the last six weeks of the 2007 season when catcher Doug Mirabeli went on the injured list... was on the Red Sox ALDS roster, but did not play.
- ◆ Started 42 games for the Red Sox in 2008, including all 30 of Tim Wakefield's starts...homered in Game 4 of the ALCS vs. TB at Fenway Park off Andy Sonnanstine...was in the visitors' dugout at Tropicana Field when the Rays clinched the AL pennant with a 3-1 win in Game 7.
- ◆ Was up with the Yankees for two weeks in 2009 (May 12-27) and appeared in 10 games while Jorge Posada was on the injured list.
- ◆ In his last major league season in 2010, he was traded from the Astros back to the Red Sox on July 1 when catchers Jason Varitek and Victor Martinez went on the injured list...in the final start of his career on Oct 2 vs. NYY, he played a key role in a Red Sox win that helped propel the eventual AL East champion Rays into a first-place tie with the Yankees with a game to play...his bases-loaded walk in the 8th inning tied the game that was eventually won, 7-6, by the Red Sox.

## AMATEUR CAREER

- ◆ Played infield in high school and college...played three seasons at Florida State University...his junior year (1999), hit .317 (80-for-252) with 14 HR and 58 RBI, earning second team All-ACC honors... named Most Valuable Player of the Tallahassee Regional in the 1999 College World Series.
- ◆ Kevin, his father, Mike, and his late uncle, Ron, all played in the College World Series; Ron with Florida State in 1970 and Mike with Georgia Southern in 1973...all three were infielders... Mike was drafted in the 27th round by the Giants in 1974 and played five seasons in the Giants and Phillies chains...in 1976 with Fresno in the Class-A California League, he had 22 HR and 102 RBI...only one other player in the Giants organization hit more home runs that season: Bobby Murcer hit 23 with the big league club... Ron played two seasons in the majors with the Tigers (1973-74) and hit .297 in 34 career games.
- ◆ At FSU, he played in the first-ever Devil Rays game, a spring exhibition at Al Lang Field on



Feb 26, 1998...Cash played first base for FSU and went 0-for-2 in the Devil Rays 6-3 win.

- ◆ Undrafted out of FSU in 1999...he spent that summer with the Falmouth Commodores in the Cape Cod League, where he was named the team's Most Valuable Player...that summer he went to Manager Jeff Trundy and volunteered to move from infielder to catcher after illness and injury sidelined the team's two catchers...Kevin threw out two baserunners in his first inning behind the plate, and the position switch stuck.
- ◆ On Aug 7, 1999—the same day Wade Boggs delivered his 3,000th career hit at Tropicana Field—he signed as a non-drafted free agent with the Blue Jays...he then worked with Ernie Whitt to develop his craft behind the plate.
- ◆ Graduated from Gaither High School in North Tampa, where he was All-State in 1996 under

coach Frank Permuy, who retired in 2014 after 31 years at the school and passed away in April 2020...was cut from the school's fall team his sophomore season.

- ◆ Grew up in Tampa and was a member of the Tampa Northside Little League team that advanced to the 1989 Little League World Series in Williamsport, Pa. ...he was one of three 11-year-olds on a team of 12-year-olds...Kevin's Northside team was later invited to play in the first "game" ever played at Tropicana Field (then the Florida Suncoast Dome)...the youngsters played a Wiffle ball contest as part of the dome's opening ceremonies in February 1990...his father was an original Rays season ticket holder.

## MANAGERIAL RECORD

YEAR	CLUB	LEAGUE	WON	LOST	PCT.	POSITION
2015	Tampa Bay	American	80	82	.494	Fourth
2016	Tampa Bay	American	68	94	.420	Fifth
2017	Tampa Bay	American	80	82	.494	Third
2018	Tampa Bay	American	90	72	.556	Third
2019	Tampa Bay	American	96	66	.593	Second
2020	Tampa Bay	American	40	20	.667	First
2021	Tampa Bay	American	100	62	.617	First
Major League Totals			554	478	.537	



WILL VRAGOVIC / TAMPA BAY RAYS



## CAREER BATTING

YEAR	CLUB	AVG	G	AB	R	H	2B	3B	HR	RBI	SH	SF	HB	BB-I	SO	SB	CS	GDP	OBP	SLG
2000	Hagerstown	.245	59	196	28	48	10	1	10	27	1	1	1	22-1	54	5	3	7	.323	.459
2001	Dunedin	.283	105	371	55	105	27	0	12	66	4	1	8	43-2	80	4	3	11	.369	.453
2002	Tennessee	.277	55	213	38	59	15	1	8	44	0	2	1	36-2	44	5	2	4	.381	.469
	Syracuse	.220	67	236	27	52	18	0	10	26	2	1	2	25-0	72	0	1	3	.299	.424
	<b>Toronto</b>	<b>.143</b>	<b>7</b>	<b>14</b>	<b>1</b>	<b>2</b>	<b>0</b>	<b>0</b>	<b>0</b>	<b>0</b>	<b>0</b>	<b>0</b>	<b>0</b>	<b>1-0</b>	<b>4</b>	<b>0</b>	<b>0</b>	<b>1</b>	<b>.200</b>	<b>.143</b>
2003	Syracuse	.270	93	326	37	88	28	2	8	37	0	3	2	29-1	81	1	0	14	.331	.442
	<b>Toronto</b>	<b>.142</b>	<b>34</b>	<b>106</b>	<b>10</b>	<b>15</b>	<b>3</b>	<b>0</b>	<b>1</b>	<b>8</b>	<b>5</b>	<b>1</b>	<b>1</b>	<b>4-0</b>	<b>22</b>	<b>0</b>	<b>0</b>	<b>6</b>	<b>.179</b>	<b>.198</b>
2004	<b>Toronto</b>	<b>.193</b>	<b>60</b>	<b>181</b>	<b>18</b>	<b>35</b>	<b>9</b>	<b>0</b>	<b>4</b>	<b>21</b>	<b>0</b>	<b>2</b>	<b>4</b>	<b>10-0</b>	<b>59</b>	<b>0</b>	<b>0</b>	<b>3</b>	<b>.249</b>	<b>.309</b>
2005	Durham	.293	42	147	25	43	10	0	9	27	1	2	3	12-0	42	0	0	3	.354	.544
	<b>Tampa Bay</b>	<b>.161</b>	<b>13</b>	<b>31</b>	<b>4</b>	<b>5</b>	<b>1</b>	<b>0</b>	<b>2</b>	<b>2</b>	<b>0</b>	<b>0</b>	<b>1</b>	<b>1-0</b>	<b>13</b>	<b>0</b>	<b>0</b>	<b>3</b>	<b>.212</b>	<b>.387</b>
2006	Durham	.183	78	240	17	44	10	1	2	21	3	1	5	24-0	74	1	2	7	.270	.258
2007	Pawtucket	.176	59	176	22	31	7	0	7	25	5	2	2	23-0	56	0	0	4	.276	.335
	<b>Boston</b>	<b>.111</b>	<b>12</b>	<b>27</b>	<b>2</b>	<b>3</b>	<b>1</b>	<b>0</b>	<b>0</b>	<b>4</b>	<b>0</b>	<b>1</b>	<b>1</b>	<b>4-0</b>	<b>13</b>	<b>0</b>	<b>0</b>	<b>2</b>	<b>.242</b>	<b>.148</b>
2008	<b>Boston</b>	<b>.225</b>	<b>61</b>	<b>142</b>	<b>11</b>	<b>32</b>	<b>7</b>	<b>0</b>	<b>3</b>	<b>15</b>	<b>0</b>	<b>2</b>	<b>0</b>	<b>18-1</b>	<b>50</b>	<b>0</b>	<b>0</b>	<b>6</b>	<b>.309</b>	<b>.338</b>
	Scranton/W-B	.221	23	68	7	15	1	0	2	9	0	0	0	9-0	23	0	0	4	.312	.324
	<b>New York-AL</b>	<b>.231</b>	<b>10</b>	<b>26</b>	<b>1</b>	<b>6</b>	<b>2</b>	<b>0</b>	<b>0</b>	<b>3</b>	<b>0</b>	<b>1</b>	<b>1</b>	<b>0-0</b>	<b>5</b>	<b>0</b>	<b>0</b>	<b>1</b>	<b>.250</b>	<b>.308</b>
2010	Round Rock	.235	10	34	3	8	1	0	0	4	0	0	0	3-0	10	0	0	1	.297	.235
	<b>Houston</b>	<b>.204</b>	<b>20</b>	<b>54</b>	<b>3</b>	<b>11</b>	<b>0</b>	<b>0</b>	<b>2</b>	<b>4</b>	<b>2</b>	<b>0</b>	<b>0</b>	<b>5-0</b>	<b>13</b>	<b>0</b>	<b>0</b>	<b>2</b>	<b>.271</b>	<b>.333</b>
	<b>Boston</b>	<b>.133</b>	<b>29</b>	<b>60</b>	<b>1</b>	<b>8</b>	<b>1</b>	<b>0</b>	<b>0</b>	<b>1</b>	<b>1</b>	<b>0</b>	<b>1</b>	<b>6-0</b>	<b>16</b>	<b>0</b>	<b>0</b>	<b>2</b>	<b>.224</b>	<b>.150</b>
	Pawtucket	.250	1	4	1	1	0	0	0	1	0	0	0	0-0	1	0	0	0	.250	.250
	Lowell	.250	1	4	0	1	1	0	0	0	0	0	0	0-0	0	0	0	0	.250	.500
2011	Round Rock	.244	85	291	36	71	15	2	6	45	0	1	4	44-0	63	0	1	7	.350	.371
<b>Minor League Totals</b>		<b>.245</b>	<b>678</b>	<b>2306</b>	<b>296</b>	<b>566</b>	<b>142</b>	<b>7</b>	<b>74</b>	<b>332</b>	<b>16</b>	<b>14</b>	<b>28</b>	<b>270-6</b>	<b>600</b>	<b>16</b>	<b>12</b>	<b>65</b>	<b>.330</b>	<b>.409</b>
<b>Major League Totals</b>		<b>.183</b>	<b>246</b>	<b>641</b>	<b>51</b>	<b>117</b>	<b>25</b>	<b>0</b>	<b>12</b>	<b>58</b>	<b>8</b>	<b>7</b>	<b>9</b>	<b>49-1</b>	<b>195</b>	<b>0</b>	<b>0</b>	<b>26</b>	<b>.248</b>	<b>.278</b>

## POSTSEASON BATTING

YEAR	SERIES	CLUB	AVG	G	AB	R	H	2B	3B	HR	RBI	SH	SF	HB	BB-I	SO	SB	CS	GDP	OBP	SLG
2008	ALDS	BOS vs. LAA	-	1	0	0	0	0	0	0	0	0	0	0	0-0	0	0	0	0	-	-
	ALCS	BOS vs. TB	.333	3	3	1	1	0	0	1	1	0	0	0	0-0	1	0	0	0	.333	1.333
<b>Postseason Totals</b>			<b>.333</b>	<b>4</b>	<b>3</b>	<b>1</b>	<b>1</b>	<b>0</b>	<b>0</b>	<b>1</b>	<b>1</b>	<b>0</b>	<b>0</b>	<b>0</b>	<b>0-0</b>	<b>1</b>	<b>0</b>	<b>0</b>	<b>0</b>	<b>.333</b>	<b>1.333</b>

### DID YOU KNOW?

## FORMER RAYS TO MANAGE MAJOR LEAGUE TEAMS

Six former Rays players have gone on to manage major league teams, including four current skippers.

Name	Years as Rays Player	Managerial Career
Ozzie Guillén	2000	White Sox (2004-11), Marlins (2012)
Kevin Cash	2005	Rays (2015-Current)
Mickey Callaway	1999, 2001	Mets (2018-19)
Gabe Kapler	2009-10	Phillies (2018-19), Giants (2020-Current)
Dave Martinez	1998-2000	Nationals (2018-Current)
Rocco Baldelli	2003-08, 2010	Twins (2019-Current)



41

BULLPEN COACH

# STAN BOROSKI

Stanley Joseph Boroski Jr. (buh-ROSS-key)



OPENING DAY AGE **58**

POSITION PLAYED **Catcher, Pitcher**

BORN **7/14/63** in **Martins Ferry, OH**

RESIDES **St. Cloud, FL**

TENURE **This is his 37th season in professional baseball, 31st as a coach or scout, 13th in the Rays organization.**

## COACHING CAREER

- Is the longest tenured member of the Rays coaching staff, as he begins his 13th season on the staff and 11th full season as bullpen coach... is the seventh bullpen coach in Rays history and the longest tenured...joined the Rays as assistant to the pitching coach on Dec 17, 2009...midway through the 2011 season began filling in for bullpen coach Bobby Ramos, who was ill, and officially replaced him on Nov 30, 2011.
- In 2021, the Rays bullpen had a 3.23 ERA, best in the AL and 3rd in the majors behind the Giants (2.97) and Dodgers (3.12)...the bullpen led the majors with 58 wins and 703 IP and led the AL with a .224 opp avg. and 1.14 WHIP...the Rays used 14 different pitchers to record a save, setting a major league record over the 2021 Cubs (12), 2020 Rays (12) and 1973 Rangers (12).
- Prior to joining the Rays, he spent 18 years with the Astros organization, where he served as either a coach or scout, including the last three seasons as pitching coach for the Double-A Corpus Christi Hooks in the Texas League.
- Was the pitching coach for the Class-A Salem Avalanche, the Astros affiliate in the Carolina

League, from 2003-06...served in the same capacity for Class-A Michigan for two seasons and had previously coached their Gulf Coast League and Appalachian League affiliates... served as a scout from 1991-93, and combined coaching and scouting duties at various other times with the Astros.

## PLAYING CAREER

- Selected by the Brewers in the 20th round of the 1981 Amateur Draft as a catcher out of Buckeye South High School in Rayland, Ohio.
- After two years in the Brewers system, switched to pitcher and was signed by the Royals, where he remained for four years.

## PERSONAL & MISC.

- Has a degree in biology from Ohio University.
- Was all-state in baseball, football and basketball at Buckeye South...inducted into the Ohio Valley Athletic Conference Hall of Fame in 2014.
- Resides in St. Cloud, Fla., with his wife, Carol, and their two children, Sarah and Clayton.

## CAREER BATTING

YEAR	CLUB	AVG	G	AB	R	H	2B	3B	HR	RBI	SH	SF	HB	BB-I	SO	SB	CS	OBP	SLG
1982	Pikeville	.288	30	66	5	19	3	0	7	4	0	0	0	7-0	16	2	1	.356	.333
1983	Beloit	.073	31	82	6	6	1	0	4	2	0	0	0	5-0	35	0	1	.126	.085
<b>Minor League Totals</b>		<b>.169</b>	<b>61</b>	<b>148</b>	<b>11</b>	<b>25</b>	<b>4</b>	<b>0</b>	<b>11</b>	<b>6</b>	<b>0</b>	<b>0</b>	<b>0</b>	<b>12-0</b>	<b>51</b>	<b>2</b>	<b>2</b>	<b>.231</b>	<b>.196</b>

## CAREER PITCHING

YEAR	CLUB	W	L	ERA	G	GS	CG	SHO	SV	IP	H	R	ER	HR	HB	BB-I	SO	WP	BK
1985	GCL Royals	3	2	4.38	16	2	0	0	4	39.0	35	23	19	1	2	11-0	31	9	0
1986	Fort Myers	4	7	4.07	27	11	4	1	0	95.0	119	72	43	7	3	31-2	38	3	0
1987	Fort Myers	4	3	3.69	8	8	2	1	0	46.1	48	22	19	1	1	10-0	23	1	1
<b>Minor League Totals</b>		<b>11</b>	<b>12</b>	<b>4.04</b>	<b>51</b>	<b>21</b>	<b>6</b>	<b>2</b>	<b>4</b>	<b>180.1</b>	<b>202</b>	<b>117</b>	<b>81</b>	<b>9</b>	<b>6</b>	<b>52-2</b>	<b>92</b>	<b>13</b>	<b>1</b>





40

ASSISTANT HITTING COACH

# DAN DeMENT

**Daniel Kevin DeMent**



OPENING DAY AGE **43**

POSITION PLAYED **Infield**

BORN **6/17/78** in **Palos Heights, IL**

RESIDES **Birmingham, AL**

TENURE **This is his 22nd season in professional baseball, 19th in the Rays organization, 14th as a coach or instructor, first as a major league coach.**

## COACHING CAREER

- Named assistant hitting coach on Nov 18, 2021 and begins his first season on Kevin Cash's staff.
- Has spent his entire coaching career in the Rays organization...before joining the major league staff, spent two seasons as a minor league hitting coordinator (2020-21)...coached with Triple-A Durham (2018-19), Double-A Montgomery (2016-17), Class-A Bowling Green (2014-15), Short-A Hudson Valley (2012-13) and the Rookie-level GCL Rays (2010-11)...began his coaching career with Rookie-level Princeton in 2009.

## PLAYING CAREER

- Former infielder spent the first five years of his career with the Rays after signing as a non-drafted free agent in June 2000...selected by the Nationals in the minor league Rule 5 Draft in 2004...played three seasons in the Nationals system, advancing as high as Triple-A New Orleans.
- Saw action at every defensive position except catcher throughout his minor league career...

this includes 9 apps on the mound, during which he allowed 11 runs (10 ER) in 8 IP.

- In his first professional season (2000), earned Appalachian League midseason All-Star honors and led the circuit with 48 runs.
- His best season came in 2005, when he hit .324 (123-for-380) with 14 HR and 52 RBI between New Orleans and Double-A Harrisburg.

## PERSONAL & MISC.

- Graduated from the University of Alabama at Birmingham with a criminal justice degree.
- Hit 27 HR in two seasons with the Blazers...at the time of graduation, tied for 5th in program history in homers...named second team All-Conference as a junior in 1999.
- Spent two years at Rend Lake College before transferring to UAB.
- He and his wife, Krista, have two daughters, McNally and Fallon.

## CAREER BATTING

YEAR	CLUB	AVG	G	AB	R	H	2B	3B	HR	RBI	SH	SF	HB	BB-I	SO	SB	CS	GDP	OBP	SLG
2000	Princeton	.301	60	206	48	62	9	4	7	39	1	1	3	31-0	48	7	1	5	.398	.485
2001	Charleston	.269	108	394	52	106	24	11	8	54	5	2	3	31-2	108	6	14	7	.326	.447
	Bakersfield	.059	5	17	0	1	0	0	0	1	1	0	0	1-0	3	0	0	0	.111	.059
2002	Bakersfield	.264	112	432	58	114	21	3	7	51	8	2	2	34-1	100	7	4	9	.319	.375
2003	Orlando	.255	96	349	41	89	22	1	3	34	3	3	2	39-3	62	2	2	9	.331	.350
2004	Montgomery	.256	98	336	45	86	25	7	8	34	5	5	3	30-2	82	1	2	5	.318	.444
2005	New Orleans	.313	56	112	21	35	7	3	0	8	3	1	1	13-0	32	3	0	1	.386	.429
	Harrisburg	.328	71	268	42	88	23	1	14	44	2	4	2	22-0	65	2	0	4	.378	.578
2006	Harrisburg	.234	113	397	61	93	16	3	18	52	7	2	7	45-1	114	6	7	7	.322	.426
	New Orleans	.177	22	79	7	14	1	0	2	10	1	0	0	6-0	22	0	2	0	.235	.266
2007	Harrisburg	.280	121	407	66	114	29	2	10	67	3	4	5	44-0	99	2	0	11	.354	.435
<b>Minor League Totals</b>		<b>.268</b>	<b>862</b>	<b>2997</b>	<b>441</b>	<b>802</b>	<b>177</b>	<b>35</b>	<b>77</b>	<b>394</b>	<b>39</b>	<b>24</b>	<b>28</b>	<b>296-9</b>	<b>735</b>	<b>36</b>	<b>32</b>	<b>58</b>	<b>.337</b>	<b>.427</b>



# JONATHAN ERLICHMAN

Jonathan Aaron Erlichman (URR-lick-min)



OPENING DAY AGE 31

BORN 4/11/90 in Toronto, CAN

RESIDES St. Petersburg, FL

TENURE **This is his 11th season in professional baseball, 10th with the Rays, fourth as a coach.**

## COACHING CAREER

- ◆ Enters his fourth season coaching at the major league level...named process and analytics coach on Dec 4, 2018...in this role, he works to improve decision-making processes and practice methods, and gather feedback from players and coaches alike.
- ◆ Begins his 10th season with the Rays, ninth full-time...spent two seasons (2017-18) as director of analytics, overseeing the club's research efforts and coordinating improvements to decision-making processes.
- ◆ Joined the Rays as an intern in January 2013, before earning promotions to assistant and then analyst in baseball research and development.
- ◆ Is the first Canadian-born coach in Rays history.
- ◆ Interned with the the MLB financial office in 2011 and the Blue Jays baseball operations department in 2012.

- ◆ Never played baseball beyond T-ball but became captivated with baseball analytics after reading *Moneyball* by Michael Lewis as a 13-year-old.
- ◆ Earned a mathematics degree from Princeton University.
- ◆ Played three years of club hockey at Princeton, primarily as a goalie and occasionally as a forward.
- ◆ His cousin, Mike Cammalleri, played 15 seasons as a center/wing in the NHL for the Kings, Canadiens, Flames, Oilers and Devils.
- ◆ In July 2019 in Toronto, he was featured on CTV National News—being interviewed by a reporter also named Jon Erlichman.

## PERSONAL & MISC.

- ◆ His nickname is J-Money.
- ◆ He and his wife, Casey Goldstein, were married on Nov 13, 2021 in St. Petersburg.

### DID YOU KNOW?

#### INSTANT REPLAY

The first eight years (2014-21) of expanded instant replay have allowed MLB to get more calls correct, especially in key, game-changing situations. Over these eight years, the overall timing of instant replay has been reduced from 1:46 in 2014 to 1:16 in 2021.

Of 1,367 reviews in the 2021 regular season, there were 281 "confirmed" (20.6 pct.), 434 "stands" (31.7 pct.) and 637 "overturned" (46.6 pct.). An additional 15 were "rules check" or "record keeping."



24

MAJOR LEAGUE FIELD COORDINATOR

# PAUL HOOVER

Paul Chester Hoover



OPENING DAY AGE **45**

POSITION PLAYED **Catcher**

BORN **4/14/76** in Columbus, OH

RESIDES **Cuyahoga Falls, OH**

TENURE **This is his 25th season in professional baseball, 18th in the Rays organization, 10th as a coach or instructor, fourth as a major league coach.**

## COACHING CAREER

- Enters his fourth season coaching at the major league level...on Dec 4, 2018, was named the Rays second major league field coordinator, replacing Rocco Baldelli who filled the newly-created role in 2018 before he was hired as manager of the Twins...in this role, he assists Manager Kevin Cash and bench coach Matt Quattraro during games, works defensively with catchers and focuses on continued development of major league players.
- Spent the previous six seasons (2013-18) as the Rays minor league catching coordinator... entered the coaching ranks in 2012 as manager of the Gulf Coast League Rays.
- Is the sixth individual to join the Rays coaching staff after playing for Tampa Bay, following Rocco Baldelli, Wade Boggs, Kevin Cash, Dave Martinez and Ozzie Timmons.

## PLAYING CAREER

- Spent 14 seasons catching professionally, including parts of seven years in the majors with the Devil Rays (2001-02), Marlins (2006-08) and Phillies (2009-10)...appeared in a total of 40 games, and his rookie status was still intact during his seventh and final major league season...made his only Opening Day roster with the 2008 Marlins.
- Appeared in 8 games with the Rays...made his major league debut on Sep 8, 2001 at OAK and delivered a pinch-hit single in his first at-bat...in his first career start, Sep 23 at TOR, caught a 1-0 shut-out by Joe Kennedy (7 IP) and Esteban Yan (2 IP).
- Delivered a 10th-inning walk-off single in the Phillies 2009 regular season finale, a 7-6 win... the Phillies advanced to the World Series that year, and while he wasn't included on the post-season roster he traveled with them all the way through their Game 6 loss to the Yankees in the World Series.

- Had 100 SB in the minors, including 28 SB in 1998, but never attempted one in the majors.
- Selected as a shortstop by the Devil Rays in the 23rd round of the 1997 Amateur Draft out of Kent State University...was assigned to Rookie-level Princeton where he played for Charlie Montoyo, and committed 33 errors in 65 games at short-stop...in January 1998, farm director Tom Foley called him and asked if he would come to St. Pete to give catching a try—a position he had never played in his life—working with Bill Evers...only a few weeks later, he was added to big league camp after another catcher's injury...he backed up Toby Hall in Class-A Charleston that year and eventually the position change stuck.
- Was a Durham teammate of Kevin Cash (2005) and Matt Quattraro (2002).
- Previously selected by the Astros in the 64th round of the 1994 Amateur Draft out of Steubenville (Ohio) High School, but did not sign.

## PERSONAL & MISC.

- Is fully adept communicating in sign language, as both his parents are deaf.
- He has two daughters, Cameron and McKenna.



# MANAGERIAL RECORD

YEAR	CLUB	LEAGUE	WON	LOST	PCT.	POSITION
2012	GCL Rays	Gulf Coast (Rookie)	28	32	.467	Third

## CAREER BATTING

YEAR	CLUB	AVG	G	AB	R	H	2B	3B	HR	RBI	SH	SF	HB	BB-I	SO	SB	CS	GDP	OBP	SLG
1997	Princeton	.303	66	251	55	76	16	4	4	37	3	4	6	20-0	37	7	4	3	.363	.446
1998	Charleston	.290	40	124	24	36	10	1	3	19	0	0	5	22-1	29	2	1	0	.417	.460
	Hudson Valley	.283	73	269	51	76	20	1	4	37	0	6	11	39-3	44	26	3	5	.388	.409
1999	St. Petersburg	.272	118	408	66	111	13	6	8	54	0	4	16	54-3	81	23	7	13	.376	.392
2000	Orlando	.250	106	360	54	90	20	4	3	44	1	5	13	67-2	66	9	8	5	.382	.353
	Durham	.300	4	10	0	3	0	0	0	0	0	0	1	0-0	5	1	0	0	.364	.300
2001	Durham	.215	89	293	37	63	18	4	3	21	8	1	7	11-0	66	5	3	7	.260	.334
	Tampa Bay	.250	3	4	1	1	0	0	0	0	0	0	0	0-0	1	0	0	0	.250	.250
2002	Durham	.220	69	227	27	50	12	3	5	20	5	1	3	18-0	67	3	3	2	.285	.366
	Tampa Bay	.176	5	17	1	3	0	0	0	2	0	0	0	0-0	5	0	0	0	.176	.176
2003	Albuquerque	.270	81	256	35	69	22	2	5	40	2	1	2	18-1	62	10	3	7	.321	.430
2004	Edmonton	.289	69	194	27	56	14	1	1	20	0	2	3	20-0	46	4	0	5	.361	.387
	Durham	.296	16	54	9	16	1	0	1	8	0	1	1	4-0	15	0	0	2	.350	.370
2005	Durham	.233	79	257	32	60	17	1	5	26	4	0	5	25-1	56	5	1	7	.314	.366
2006	Albuquerque	.278	92	302	38	84	21	1	6	41	1	4	3	33-1	71	3	2	8	.351	.414
	Florida	.400	4	5	0	2	0	0	0	1	0	0	0	0-0	0	0	0	0	.400	.400
2007	Albuquerque	.292	31	96	11	28	7	1	4	21	0	2	0	7-0	18	0	1	3	.333	.510
	GCL Marlins	.440	7	25	7	11	5	0	0	4	0	1	0	0-0	5	0	0	0	.423	.640
	Florida	.375	3	8	1	3	0	0	0	0	0	0	0	0-0	2	0	0	0	.375	.375
2008	Florida	.200	13	40	1	8	1	0	0	2	0	0	0	2-1	17	0	0	2	.238	.225
	Albuquerque	.251	50	175	27	44	8	0	6	19	0	1	3	14-0	44	1	1	8	.316	.400
2009	Lehigh Valley	.253	73	245	26	62	16	1	1	28	1	5	1	29-0	66	1	1	4	.329	.339
	Philadelphia	.750	3	4	0	3	0	0	0	1	0	0	0	0-0	1	0	0	0	.750	.750
2010	Lehigh Valley	.247	77	255	23	63	13	3	2	21	1	0	4	26-1	65	0	0	10	.326	.345
	Philadelphia	.227	9	22	6	5	2	0	0	2	0	0	0	3-2	5	0	0	3	.320	.318
	Minor League Totals	.263	1140	3801	549	998	233	33	61	460	26	38	84	407-13	843	100	38	89	.344	.389
	Rays Totals	.190	8	21	2	4	0	0	0	2	0	0	0	0-0	6	0	0	0	.190	.190
	Major League Totals	.250	40	100	10	25	3	0	0	8	0	0	0	5-3	31	0	0	5	.286	.280

### DID YOU KNOW?

## INTERLEAGUE PLAY

Baseball begins its 26th season of interleague play in 2022. Since it began in 1997, the AL leads the all-time series, 3,482-3,180 (.523). In 2021, the AL won the interleague season series, 167-133. The AL has won 15 of the last 18 season series since 2004, and 18 of 25 overall.

The Rays went 15-5 in 2021, 2nd in the majors behind the Red Sox (16-4). They are 233-215 (.520) all-time, but are 159-111 (.589) since 2008, the 2nd-best mark in the majors during that span.



92

ASSISTANT PITCHING &amp; REHAB COACH

# RICK KNAPP

**Richard Allen Knapp**



OPENING DAY AGE **60**

POSITION PLAYED **Pitcher**

BORN **12/11/61** in **Baltimore, MD**

RESIDES **Port Charlotte, FL**

TENURE **This is his 40th season in professional baseball, 34th as a coach or instructor, fourth as a major league coach.**

## COACHING CAREER

- ◆ Joined the Rays organization in advance of the 2018 season and spent four years as pitching coach of Triple-A Durham...named assistant pitching and rehab coach on Nov 18, 2021... in this role, he will assist pitching coach Kyle Snyder and help oversee the day-to-day coaching of pitchers who are rehabbing an injury.
- ◆ In 2017, he was the international pitching coordinator for Major League Baseball.
- ◆ Has totaled 17 seasons as a minor league pitching coordinator with three organizations: Dodgers (2013-16), Royals (2012) and Twins (1997-2008).
- ◆ Was the pitching coach for the Tigers under Manager Jim Leyland from 2009-11.
- ◆ Joined the Twins organization in 1996 and spent his first season there as pitching coach for the Rookie-level GCL Twins.
- ◆ Began his coaching career in 1988 and spent eight seasons coaching Rangers affiliates between Class-A Gastonia (1988), the Rookie-level GCL Rangers (1989-92, 1995) and Triple-A Oklahoma City (1993-94).
- ◆ Has coached in the Arizona Fall League and for the Aragua Tigers and Tiburones de La Guaira in the Venezuelan Winter League.

## PLAYING CAREER

- ◆ Selected by the Rangers in the 41st round of the 1983 Amateur Draft out of Virginia Tech and pitched for five seasons in the minor leagues.
- ◆ In 1985, went 13-7 in 29 apps (25 starts) for Class-A Salem and led the Carolina League with 180 IP...spent the 1986 season with Double-A Tulsa before ending his playing career in 1987 with Tulsa and Oklahoma City, going 0-1 with a 6.59 ERA in his only 2 starts at the Triple-A level.

## PERSONAL & MISC.

- ◆ Has a degree in sociology from Virginia Tech.
- ◆ Resides in Port Charlotte with his wife, Sharon, and their two children, Leah and Ricky.
- ◆ His son, Ricky, was selected by the Tigers in the 44th round of the 2010 Amateur Draft out of Port Charlotte High School, but opted to attend Florida Gulf Coast University...he was selected by the Mets in the eighth round of the 2013 Amateur Draft and played in the independent Atlantic League and Frontier League in 2021.

## CAREER PITCHING

YEAR	CLUB	W	L	ERA	G	GS	CG	SHO	SV	IP	H	R	ER	HR	HB	BB-I	SO	WP	BK
1983	GCL Rangers	3	1	1.29	9	8	0	0	0	42.0	31	12	6	0	0	6-0	36	3	1
	Salem	0	0	8.47	7	0	0	0	0	17.0	24	21	16	2	2	8-0	12	0	0
1984	Burlington	6	9	3.31	33	18	6	3	1	147.0	144	75	54	9	6	39-0	122	7	2
1985	Salem	13	7	3.40	29	25	6	1	0	180.0	187	89	68	15	3	55-1	127	5	2
1986	Tulsa	6	16	5.89	26	26	4	1	0	160.1	182	115	105	13	7	67-1	97	5	5
1987	Tulsa	8	12	4.33	24	24	4	1	0	153.2	163	89	74	14	6	43-5	98	4	2
	Oklahoma City	0	1	6.59	2	2	0	0	0	13.2	17	10	10	6	0	4-0	3	0	0
<b>Minor League Totals</b>		<b>36</b>	<b>46</b>	<b>4.20</b>	<b>130</b>	<b>103</b>	<b>20</b>	<b>6</b>	<b>1</b>	<b>713.2</b>	<b>748</b>	<b>411</b>	<b>333</b>	<b>59</b>	<b>24</b>	<b>222-7</b>	<b>495</b>	<b>24</b>	<b>12</b>




27

THIRD BASE COACH

# RODNEY LINARES

Rodney Linares (lih-NAHR-ehs)



OPENING DAY AGE **45**

POSITION PLAYED **Infield**

BORN **8/7/76** in **Brooklyn, NY**

RESIDES **San Pedro de Macoris, DR**

TENURE **This is his 26th season in professional baseball, 24th as a coach or manager, fourth as a major league coach.**

## COACHING CAREER

- Named the seventh third base coach in Rays history on Nov 21, 2018, replacing Matt Quatraro who had been named bench coach...follows Greg Riddoch (1998-99), Billy Hatcher (2000), Terry Collins (2001), Tom Foley (2002-14), Charlie Montoyo (2015-17) and Quatraro (2018).
- Prior to joining the Rays, he spent 21 years in the Astros organization, including the last 12 as a manager...compiled a 761-694 (.523) record managing Triple-A Fresno (2018), Double-A Corpus Christi (2015-17), Class-A Lancaster (2012-14), Class-A Lexington (2010-11) and Rookie-level Greenville (2007-09)...managed José Altuve, Carlos Correa, Alex Bregman, J.D. Martinez and many other future big leaguers.
- In 2018, managed Fresno to an 82-57 (.590) record, winning the Pacific Coast League North Division title...named the PCL's Best Manager Prospect by *Baseball America*.
- Guided his teams to the postseason in six of his last seven seasons...led Corpus Christi to the two winningest seasons in franchise history (2015-16) and was named Texas League Manager of the Year in 2015...won a pair of California League

championships (2012, 2014) and was named the league's Manager of the Year in 2012.

- Was involved with the Dominican Winter League for 13 straight seasons (2006-18)...this included time as a manager for the Aguilas Cibaenas (2018), Gigantes del Cibao (2017) and Estrellas de Oriente (2016).
- Began his coaching career in 1999 as a coach and scout for the Astros Dominican Republic operations and remained in that role through the 2004 season...served as the hitting coach at Lexington from 2005-06.

## PLAYING CAREER

- Former infielder was originally signed by the Tigers in 1997 and spent parts of two seasons in the minors in the Tigers and Astros (1998) systems.

## PERSONAL & MISC.

- His father, Julio Linares, is the Astros senior advisor for Latin American development and has been part of the organization since 1973.
- Has three sons: Steven, Ryan and Milan.

### DID YOU KNOW?

## THREE-BATTER MINIMUM

Beginning in 2020, the starting pitcher and any relief pitcher must pitch to a minimum of three batters, until the batters are retired or reach base, or until the half-inning is over. An exception exists if the substitute pitcher sustains injury or illness which, in the Crew Chief's judgment, incapacitates him from pitching. This rule was created in an effort to reduce the number of pitching changes and, in turn, cut down the average game time.



## MANAGERIAL RECORD

YEAR	CLUB	LEAGUE	WON	LOST	PCT.	POSITION
2007	Greeneville	Appalachian (R)	17	51	.250	Fifth
2008	Greeneville	Appalachian (R)	30	36	.455	Fifth
2009	Greeneville	Appalachian (R)	27	40	.403	Fifth
2010	Lexington	California (A)	71	68	.511	Fourth
2011	Lexington	California (A)	59	79	.428	Sixth
2012	Lancaster	California (A)	74	66	.529	Second
2013	Lancaster	California (A)	82	58	.586	First
2014	Lancaster	California (A)	78	62	.557	First
2015	Corpus Christi	Texas (AA)	89	51	.636	First
2016	Corpus Christi	Texas (AA)	85	55	.607	First
2017	Corpus Christi	Texas (AA)	67	71	.486	Second
2018	Fresno	Pacific Coast (AAA)	82	57	.590	First
<b>Minor League Totals</b>			<b>761</b>	<b>694</b>	<b>.523</b>	

## CAREER BATTING

YEAR	CLUB	AVG	G	AB	R	H	2B	3B	HR	RBI	SH	SF	HB	BB-I	SO	SB	CS	GDP	OBP	SLG
1997	GCL Tigers	.228	25	57	5	13	0	1	0	10	1	3	0	6-0	23	0	2	1	.288	.263
1998	GCL Astros	.079	14	38	1	3	0	0	0	0	1	0	0	4-0	17	0	1	0	.167	.079
<b>Minor League Totals</b>		<b>.168</b>	<b>39</b>	<b>95</b>	<b>6</b>	<b>16</b>	<b>0</b>	<b>1</b>	<b>0</b>	<b>10</b>	<b>2</b>	<b>3</b>	<b>0</b>	<b>10-0</b>	<b>40</b>	<b>0</b>	<b>3</b>	<b>1</b>	<b>.241</b>	<b>.189</b>



WILL VRAGOVIC / TAMPA BAY RAYS



51

HITTING COACH

# CHAD MOTTOLA

Charles Edward Mottola (muh-TOLE-uh)



OPENING DAY AGE **50**

POSITION PLAYED **Outfield**

BORN **10/15/71 in Augusta, GA**

RESIDES **Orlando, FL**

TENURE **This is his 31st season in professional baseball, 15th as a coach or instructor, ninth in the Rays organization, eighth as a major league coach.**

## COACHING CAREER

- Enters his sixth full season as Rays hitting coach...named to the post on Sep 6, 2016, replacing Derek Shelton, and filled the role for the last 24 games of the season...is the seventh hitting coach in franchise history, following Steve Henderson (1998, 2006-09), Leon Roberts (1999-2000), Wade Boggs (2001), Milt May (2002), Lee Elia (2003-05) and Shelton (2010-16).
- In 2021, the Rays ranked 2nd in the majors with a club-record 857 runs behind the Astros (863)...they held the majors' outright lead in runs for 24 days, including a 21-day stretch from Aug 29-Sep 18...the Rays scored 7 runs (or more) in 62 games, most in the majors...the Rays had 10 players with 10 HR (or more), tying the club record from 2006 and tying three other clubs for the most in the majors.
- The Rays have increased their major league rank in runs in five straight seasons, from 25th in 2017 to 16th, tied for 15th, 12th and 2nd in 2021.
- Joined the Rays organization in 2014 as a minor league hitting coordinator and remained in that role for three seasons until his promotion to major league hitting coach.
- Was the hitting coach for the Blue Jays under Manager John Gibbons in 2013...prior to that, spent three seasons (2010-12) as hitting coach for the Blue Jays Triple-A affiliate, the Las Vegas 51s...after his playing career ended in 2007, he served as a coach for the GCL Blue Jays for one season and a roving hitting instructor for the Jays in 2009.

## PLAYING CAREER

- During his 16-year pro career he played in exactly 1,800 games in the minors and 59 games in the majors over parts of five seasons with the Reds (1996), Blue Jays (2000, 2006), Marlins (2001) and Orioles (2004)...spent time in eight

different organizations and was signed three different times as a free agent by the Blue Jays.

- Elected to the Triple-A International League Hall of Fame on Jan 28, 2020...spent nine seasons in the IL with six different franchises...won the Governors' Cup with Charlotte in 1999 and IL MVP honors with Syracuse in 2000.
- Was a 10th-round pick by the Orioles out of St. Thomas Aquinas High School in Fort Lauderdale, but attended the University of Central Florida...selected by the Reds in the first round (fifth overall) of the 1992 Amateur Draft, immediately before the Yankees drafted Derek Jeter.
- Was a teammate of Rays Manager Kevin Cash in 2002 at Triple-A Syracuse.
- Hit 4 HR in the majors, including 2 HR off former Cy Young Award winner Fernando Valenzuela while a rookie with the Reds in 1996...his last homer came off current Bally Sports Sun color analyst Brian Anderson, on June 30, 2004 at KC, helping the Orioles to a 13-4 win.

## PERSONAL & MISC.


- In 1992, became the first player in UCF history to be selected in the first round of MLB's Amateur Draft...finished his collegiate career with a .331 avg., 23 HR and 148 RBI in 177 games.
- As a junior in 1992, earned first team All-American honors after leading the Knights with 52 runs, 7 3B, 14 HR and 143 total bases.
- Met his wife, Emily, at UCF, and they married in January 2005...they have two kids, Luke (16) and Elle (13).





## CAREER BATTING

YEAR	CLUB	AVG	G	AB	R	H	2B	3B	HR	RBI	SH	SF	HB	BB-I	SO	SB	CS	GDP	OBP	SLG
1992	Billings	.286	57	213	53	61	8	3	12	37	0	0	0	25-0	43	12	3	4	.361	.521
1993	Winston-Salem	.280	137	493	76	138	25	3	21	91	0	3	2	62-2	109	13	7	9	.361	.471
1994	Chattanooga	.241	118	402	44	97	19	1	7	41	2	2	1	30-1	68	9	12	12	.294	.346
1995	Chattanooga	.293	51	181	32	53	13	1	10	39	0	1	1	13-0	32	1	2	2	.342	.541
	Indianapolis	.259	69	239	40	62	11	1	8	37	1	1	0	20-0	50	8	1	6	.315	.414
1996	Indianapolis	.262	103	362	45	95	24	3	9	47	0	4	4	21-3	93	9	6	10	.307	.420
	<b>Cincinnati</b>	<b>.215</b>	<b>35</b>	<b>79</b>	<b>10</b>	<b>17</b>	<b>3</b>	<b>0</b>	<b>3</b>	<b>6</b>	<b>0</b>	<b>0</b>	<b>0</b>	<b>6-1</b>	<b>16</b>	<b>2</b>	<b>2</b>	<b>0</b>	<b>.271</b>	<b>.367</b>
1997	Indianapolis	.289	83	284	33	82	10	6	7	45	0	2	4	16-2	43	12	4	6	.333	.440
	Chattanooga	.362	46	174	35	63	9	3	5	32	1	5	1	16-1	23	7	1	3	.408	.534
1998	Indianapolis	.417	5	12	2	5	0	0	1	2	0	0	0	4-0	0	0	2	0	.563	.667
	Tulsa	.500	8	26	9	13	1	0	1	7	0	0	0	10-1	1	3	0	0	.639	.654
	Oklahoma	.265	74	257	29	68	13	1	2	22	0	2	1	18-1	49	8	3	7	.313	.346
1999	Charlotte	.321	140	511	95	164	32	4	20	94	0	7	3	60-1	83	18	6	7	.391	.517
2000	Syracuse	.309	134	505	85	156	25	3	33	102	0	5	5	37-2	99	30	15	11	.359	.566
	<b>Toronto</b>	<b>.222</b>	<b>3</b>	<b>9</b>	<b>1</b>	<b>2</b>	<b>0</b>	<b>0</b>	<b>0</b>	<b>2</b>	<b>0</b>	<b>0</b>	<b>1</b>	<b>0-0</b>	<b>4</b>	<b>0</b>	<b>0</b>	<b>0</b>	<b>.300</b>	<b>.222</b>
2001	Calgary	.295	119	457	66	135	23	2	15	66	0	1	4	30-0	85	11	5	5	.343	.453
	<b>Florida</b>	<b>.000</b>	<b>5</b>	<b>7</b>	<b>1</b>	<b>0</b>	<b>0</b>	<b>0</b>	<b>0</b>	<b>1</b>	<b>0</b>	<b>1</b>	<b>0</b>	<b>2-0</b>	<b>2</b>	<b>0</b>	<b>0</b>	<b>0</b>	<b>.200</b>	<b>.000</b>
2002	Syracuse	.261	122	476	77	124	35	1	13	67	0	7	4	51-2	87	12	2	9	.333	.420
2003	Durham	.258	56	213	24	55	7	1	6	28	1	2	1	19-1	37	6	3	4	.319	.385
	Pawtucket	.319	21	72	11	23	3	2	3	18	1	0	1	6-0	10	0	1	1	.380	.542
2004	Ottawa	.265	117	457	60	121	22	0	22	69	0	5	9	22-0	90	8	0	13	.308	.457
	<b>Baltimore</b>	<b>.143</b>	<b>6</b>	<b>14</b>	<b>2</b>	<b>2</b>	<b>1</b>	<b>0</b>	<b>1</b>	<b>3</b>	<b>0</b>	<b>0</b>	<b>0</b>	<b>2-0</b>	<b>3</b>	<b>0</b>	<b>0</b>	<b>1</b>	<b>.250</b>	<b>.429</b>
2005	Syracuse	.257	124	475	67	122	27	3	21	69	0	3	4	34-2	99	2	5	4	.310	.459
2006	Syracuse	.265	110	431	48	114	27	2	16	65	0	1	2	30-1	103	8	0	9	.315	.448
	<b>Toronto</b>	<b>.250</b>	<b>10</b>	<b>16</b>	<b>3</b>	<b>4</b>	<b>2</b>	<b>0</b>	<b>0</b>	<b>0</b>	<b>0</b>	<b>0</b>	<b>0</b>	<b>0-0</b>	<b>3</b>	<b>0</b>	<b>0</b>	<b>0</b>	<b>.250</b>	<b>.375</b>
2007	Syracuse	.267	106	405	71	108	24	3	17	56	0	3	3	33-2	78	6	1	9	.324	.467
	<b>Minor League Totals</b>	<b>.280</b>	<b>1800</b>	<b>6645</b>	<b>1002</b>	<b>1859</b>	<b>358</b>	<b>43</b>	<b>249</b>	<b>1034</b>	<b>6</b>	<b>54</b>	<b>50</b>	<b>557-22</b>	<b>1282</b>	<b>183</b>	<b>79</b>	<b>131</b>	<b>.338</b>	<b>.459</b>
	<b>Major League Totals</b>	<b>.200</b>	<b>59</b>	<b>125</b>	<b>17</b>	<b>25</b>	<b>6</b>	<b>0</b>	<b>4</b>	<b>12</b>	<b>0</b>	<b>1</b>	<b>1</b>	<b>10-1</b>	<b>28</b>	<b>2</b>	<b>2</b>	<b>1</b>	<b>.263</b>	<b>.344</b>



WILL VRAGOVIC / TAMPA BAY RAYS



53

ASSISTANT HITTING COACH

## BRADY NORTH

Brady Timothy North



OPENING DAY AGE 30

POSITION PLAYED **First Base**

BORN 4/24/91 in Nashville, TN

RESIDES **Englewood, FL**TENURE **This is his fourth season in professional baseball, first as a major league coach.**

## COACHING CAREER

- Named assistant hitting coach on Nov 18, 2021 and begins his first season on Kevin Cash's staff.
- Has spent the entirety of his professional coaching career in the Rays organization...in 2021, served as hitting coach for High-A East Bowling Green, which won the league championship and led the league in runs (tied), homers, walks, on-base pct. and slugging pct. ...assigned to Class-A Charlotte for the 2020 season canceled by the COVID-19 pandemic...joined the professional ranks as the hitting coach for the Rookie-level GCL Rays in 2019.
- Prior to joining the Rays, was the director of hitting and mental performance at Top Level Athletes in Orlando, where he created and implemented individualized hitting programs through the use of movements, data and mental conditioning.
- Served as a graduate assistant coach at Cumberland University from 2017-18...assisted

the Cotuit Kettleers in the Cape Cod League in 2018...was the hitting coach for two seasons at Gaither High School in Tampa, including the 2016 state championship team.

## PERSONAL &amp; MISC.

- Graduated from Cumberland University with a master's degree in sport and exercise science... played collegiately for Cumberland and was on the 2014 NAIA National Championship Team.
- Played independent ball for two seasons in the Frontier League with the Washington Wild Things (2015) and Lake Erie Crushers (2016).
- Graduated from Gaither High School in Tampa in 2010...his No. 35 jersey was retired by the school in a pre-game ceremony on Feb 11, 2022.
- His father, Nelson, has been the head coach at Gaither High School since 2015 and formerly coached at the University of Tampa and the University of South Florida.

## CAREER BATTING

YEAR	CLUB	AVG	G	AB	R	H	2B	3B	HR	RBI	SH	SF	HB	BB-I	SO	SB	CS	GDP	OBP	SLG
2015	Washington (IND)	.080	12	25	0	2	1	0	0	1	0	1	0	2-0	13	1	0	0	.143	.120
2016	Lake Erie (IND)	.229	18	48	3	11	1	0	0	2	2	1	0	10-0	11	0	1	1	.356	.250
<b>Independent Lg. Totals</b>		<b>.178</b>	<b>30</b>	<b>73</b>	<b>3</b>	<b>13</b>	<b>2</b>	<b>0</b>	<b>0</b>	<b>3</b>	<b>2</b>	<b>2</b>	<b>0</b>	<b>12-0</b>	<b>24</b>	<b>1</b>	<b>1</b>	<b>1</b>	<b>.287</b>	<b>.206</b>



31

FIRST BASE COACH

# CHRIS PRIETO

**Christian Michael Prieto** (pre-EH-toe)



OPENING DAY AGE **49**

POSITION PLAYED **Outfield**

BORN **8/24/72** in Carmel, CA

RESIDES **Surprise, AZ**

TENURE **This is his 25th season in professional baseball, 12th as a coach or instructor, seventh as a major league coach.**

## COACHING CAREER

- ◆ Hired on Nov 18, 2021 as the eighth first base coach in franchise history, following Billy Hatcher (1998-99, 2003-05), José Cardenal (2000-01), Lee May (2001-02), George Hendrick (2006-14), Dave Martinez (who filled in for Hendrick for three weeks during the 2007 season), Rocco Baldelli (2015-17) and Ozzie Timmons (2018-21)... also included among his primary duties are baserunning and outfield instruction.
- ◆ Prior to joining the Rays major league staff, spent two seasons in the organization as the minor league outfield/baserunning coordinator.
- ◆ Spent seven seasons in the Mariners organization, including six on the major league staff... managed Rookie-level Pulaski to a 41-27 record in 2013, leading them to an Appalachian League title...was a quality assurance coach under Manager Lloyd McClendon from 2014-16, then spent three seasons on Scott Servais' staff as a special projects coach (2017), first base coach (2018) and third base coach (2019)...was the replay point person from 2016-17.
- ◆ Coached for the New Zealand National Team in the 2017 World Baseball Classic Qualifiers.
- ◆ Joined the coaching ranks in 2011 and spent two seasons as the hitting coach for Class-A Eugene in the Padres system.

## PLAYING CAREER

- ◆ Played 13 seasons of professional baseball, including 2 games with the Angels in 2005...laid down a sacrifice bunt in the first plate appearance of his major league debut on May 14, 2005 at DET (G2)...his only other action came as a defensive replacement two days later.
- ◆ During his 13-year minor league career, played in the Padres, Dodgers, Astros, Athletics, Cardinals and Angels systems and hit .281 (1,231-for-4,388) with 57 HR, 479 RBI and 309 SB...also played parts of two seasons in Mexico and part of one season in independent ball.

## PERSONAL & MISC.

- ◆ He and his wife, Laryn, have three children: daughters, Averi and Logyn, and son, Parx.
- ◆ Graduated from Carmel (Calif.) High School in 1990...attended San Jose City College and the University of Nevada...selected by the Padres in the 24th round of the 1993 Amateur Draft.
- ◆ His twin brother, Rick, was selected four rounds later in the same draft (Cleveland)...they played together during their time in the Padres system...on May 30, 1998, Chris and Rick became the first set of twins to play together in the same Pacific Coast League game in over 30 years.

### DID YOU KNOW?

## ACTIVE ROSTER LIMITS

For 2022, clubs will be allowed to carry 28 players on the active roster through May 1. The active roster limit for May 2 through Aug 31—as well as postseason games—is 26 players. From Sep 1 through the end of the regular season (including tiebreaker games), all clubs must carry 28 players on the active roster. The previous “26th Man Rule” for doubleheaders has been replaced by the “27th Man Rule” from May 2-Aug 31 and “29th Man Rule” through May 1 and in September.



# MANAGERIAL RECORD

YEAR	CLUB	LEAGUE	WON	LOST	PCT.	POSITION
2013	Pulaski	Appalachian (Rookie)	41	27	.603	First

## CAREER BATTING

YEAR	CLUB	AVG	G	AB	R	H	2B	3B	HR	RBI	SH	SF	HB	BB-I	SO	SB	CS	GDP	OBP	SLG
1993	Spokane	.289	73	280	64	81	17	5	1	28	0	3	5	47-0	30	36	3	4	.397	.396
1994	R. Cucamonga	.247	102	353	64	87	10	3	1	29	6	4	5	52-1	49	29	11	3	.348	.300
1995	R. Cucamonga	.273	114	366	80	100	12	6	2	35	7	6	5	64-2	55	39	14	10	.383	.355
1996	R. Cucamonga	.241	55	216	36	52	11	2	2	23	2	0	0	39-1	36	23	8	2	.357	.338
	Memphis	.333	7	12	1	4	0	1	0	0	0	0	0	1-0	2	2	0	0	.385	.500
	Las Vegas	.000	5	7	1	0	0	0	0	0	0	0	0	0-0	0	0	0	0	.000	.000
1997	R. Cucamonga	.281	22	82	21	23	4	0	4	12	3	0	0	19-1	16	4	3	0	.416	.476
	Mobile	.320	109	388	80	124	22	9	2	58	1	5	10	59-0	55	26	6	2	.418	.438
1998	Las Vegas	.304	92	352	65	107	18	6	2	35	1	0	1	40-1	48	20	11	4	.377	.406
1999	Las Vegas	.241	108	348	66	84	14	6	6	29	2	2	6	46-0	51	21	6	2	.338	.368
2000	Mexico (MEX)	.366	24	93	28	34	4	3	2	13	0	1	1	25-0	10	12	3	2	.500	.538
	Albuquerque	.278	85	248	53	69	13	3	8	31	3	1	4	50-1	42	25	5	3	.406	.452
2001	Las Vegas	.292	118	446	98	130	27	6	19	58	2	1	13	67-3	79	25	7	6	.399	.507
2002	Chico (IND)	.167	3	12	5	2	0	0	1	2	0	0	1	2-0	3	1	0	0	.333	.417
	New Orleans	.198	21	86	10	17	2	0	0	1	0	0	1	8-1	11	0	1	0	.274	.221
	Oaxaca (MEX)	.290	63	252	58	73	18	7	7	51	6	1	9	30-0	32	18	0	5	.384	.500
2003	Sacramento	.282	111	390	70	110	12	7	4	54	4	6	7	48-1	40	5	3	7	.366	.380
2004	Memphis	.284	130	451	73	128	17	6	3	41	6	2	9	51-0	56	28	8	4	.367	.368
2005	Salt Lake	.317	97	363	71	115	18	12	3	45	12	3	5	60-1	41	26	10	3	.418	.457
	Los Angeles-AL	.000	2	2	0	0	0	0	0	0	1	0	0	0-0	0	0	0	0	.000	.000
<b>Minor League Totals</b>		<b>.281</b>	<b>1249</b>	<b>4388</b>	<b>853</b>	<b>1231</b>	<b>197</b>	<b>72</b>	<b>57</b>	<b>479</b>	<b>49</b>	<b>33</b>	<b>71</b>	<b>651-13</b>	<b>611</b>	<b>309</b>	<b>96</b>	<b>50</b>	<b>.380</b>	<b>.397</b>
<b>Major League Totals</b>		<b>.000</b>	<b>2</b>	<b>2</b>	<b>0</b>	<b>0</b>	<b>0</b>	<b>0</b>	<b>0</b>	<b>0</b>	<b>1</b>	<b>0</b>	<b>0</b>	<b>0-0</b>	<b>0</b>	<b>0</b>	<b>0</b>	<b>0</b>	<b>.000</b>	<b>.000</b>
<b>Mexican League Totals</b>		<b>.310</b>	<b>87</b>	<b>345</b>	<b>86</b>	<b>107</b>	<b>22</b>	<b>10</b>	<b>9</b>	<b>64</b>	<b>6</b>	<b>2</b>	<b>10</b>	<b>55-0</b>	<b>42</b>	<b>30</b>	<b>3</b>	<b>7</b>	<b>.418</b>	<b>.510</b>

### DID YOU KNOW?

## 2022 TROPICANA FIELD GROUND RULES

### BULLPEN AREA

- ♦ Ball lodging on, under or in the bullpen seating area: out of play. A ball is deemed to be lodged when it goes in or behind equipment or seating or, in the umpire's judgment, is deemed otherwise unplayable.
- ♦ Ball enters the bullpen seating area and rebounds out of the seating area: in play.

### CATWALKS, LIGHTS AND SUSPENDED OBJECTS

- ♦ Batted ball strikes catwalk, light or suspended object over fair territory:
  - Batted ball that strikes either of the lower two catwalks, lights or suspended objects in fair territory: home run.
  - Batted ball that is not judged a home run and remains on a catwalk, light or suspended object: two bases.
  - Batted ball that is not judged a home run and strikes a catwalk, light or suspended object in fair territory shall be judged fair or foul in relation to where it strikes the ground or is touched by a fielder. If caught by fielder, batter is out and runners advance at own risk.
- ♦ Batted ball strikes catwalk, light or suspended object over foul territory: dead ball.



33

BENCH COACH

# MATT QUATRARO

**Matthew John Quatraro** (kwuh-TRAH-roe)



OPENING DAY AGE **48**

POSITION PLAYED **Catcher**

BORN **11/14/73 in Albany, NY**

RESIDES **St. Petersburg, FL**

TENURE **This is his 27th season in professional baseball, 23rd in the Rays organization, 19th as a coach, manager or instructor, ninth as a major league coach.**

## COACHING CAREER

- ◆ Named the 10th bench coach in Rays history on Oct 31, 2018, after spending a season as the third base coach...he follows Frank Howard (1998-99), Bill Russell (2000), Hal McRae (2001), Billy Hatcher (2001-02), John McLaren (2003-05), Bill Evers (2006-07), Dave Martinez (2008-14), Tom Foley (2015-17) and Charlie Montoyo (2018)... in addition to his bench coach duties, he works with outfielders on positioning.
- ◆ Rejoined the Rays organization on Oct 24, 2017 after a four-year stint (2014-17) as the assistant hitting coach on Terry Francona's staff with Cleveland...over his time there, Cleveland ranked 5th in the majors with 4.55 runs per game, 2nd with 1,518 2B and 2nd with 2,734 BB.
- ◆ Spent four years (2010-13) as the Rays minor league hitting coordinator before joining the major league staff with Cleveland...became the first Rays minor league player to join the organization's coaching staff in 2004, when he began the year as a minor league catching instructor and finished as the hitting coach for Short-A Hudson Valley...managed four seasons, making stops at Hudson Valley (2006-07), Class-A Columbus (2008) and Class-A Bowling Green (2009).

## PLAYING CAREER

- ◆ Played parts of seven seasons in the minors, all with the Rays organization, from 1996-2002... was primarily a catcher, and also saw time at first base and outfield...topped out at Triple-A Durham in 2002...went to minor league camp with the Yankees in 2003 before ending his career...retired with a career .286 avg. in the minors.

- ◆ Became the first player in the organization's history to hit for the cycle, on July 6, 1997 for Class-A Charleston, vs. Hickory (White Sox).
- ◆ Selected by the Rays in the eighth round of the 1996 Amateur Draft, one of 97 players selected in the club's first-ever amateur draft...others drafted by the Rays that year include Mickey Callaway (seventh round), Kyle Snyder (27th, did not sign), Dan Wheeler (34th) and Travis Phelps (89th).

## PERSONAL & MISC.

- ◆ He and his wife, Chris, reside in St. Petersburg with their two sons, George (6) and Leo (4).
- ◆ Graduated from Old Dominion University with a history degree...named the 1996 Old Dominion Male Athlete of the Year and Male Scholar Athlete of the Year...inducted into the Old Dominion Sports Hall of Fame in 2004.
- ◆ Enshrined into the Bethlehem Central (N.Y.) Hall of Fame in 2015, along with then-FOX anchor Megyn Kelly, who graduated four years ahead of him.



## MANAGERIAL RECORD

YEAR	CLUB	LEAGUE	WON	LOST	PCT.	POSITION
2006	Hudson Valley	New York-Penn (SS-A)	31	43	.419	Fourth
2007	Hudson Valley	New York-Penn (SS-A)	34	42	.447	T-Third
2008	Columbus	South Atlantic (A)	67	69	.493	Sixth
2009	Bowling Green	South Atlantic (A)	64	74	.464	Eighth
<b>Minor League Totals</b>			<b>196</b>	<b>228</b>	<b>.462</b>	

## CAREER BATTING

YEAR	CLUB	AVG	G	AB	R	H	2B	3B	HR	RBI	SH	SF	HB	BB-I	SO	SB	CS	GDP	OBP	SLG	
1996	Butte	.344	59	244	53	84	16	4	1	59	0	3	8	25-0	29	3	1	4	.418	.455	
1997	Charleston	.299	78	294	35	88	18	2	7	42	1	5	2	18-0	55	15	5	7	.339	.446	
1998	St. Petersburg	.248	73	270	36	67	14	2	4	31	1	3	2	31-1	67	4	0	12	.327	.359	
1999	St. Petersburg	.261	73	218	20	57	14	2	3	23	2	0	1	14-1	47	3	1	6	.309	.385	
	Orlando	.250	1	4	1	1	0	0	1	2	1	0	0	0-0	2	0	0	0	.250	1.000	
2000	St. Petersburg	.204	15	49	6	10	1	1	1	3	0	0	0	2-0	14	0	0	4	.235	.327	
2001	Orlando	.325	81	271	38	88	24	2	6	35	1	4	7	17-0	60	4	1	2	.375	.494	
2002	Durham	.198	35	101	12	20	4	1	0	7	1	1	2	5-0	26	0	0	4	.248	.257	
<b>Minor League Totals</b>			<b>.286</b>	<b>415</b>	<b>1451</b>	<b>201</b>	<b>415</b>	<b>91</b>	<b>14</b>	<b>23</b>	<b>202</b>	<b>7</b>	<b>16</b>	<b>22</b>	<b>112-2</b>	<b>300</b>	<b>29</b>	<b>8</b>	<b>39</b>	<b>.343</b>	<b>.416</b>



TYLER SCHANK / TAMPA BAY RAYS



23

PITCHING COACH

# KYLE SNYDER

Kyle Ehren Snyder



OPENING DAY AGE **44**

POSITION PLAYED **Pitcher**

BORN **9/9/77 in Houston, TX**

RESIDES **St. Petersburg, FL**

TENURE **This is his 24th season in professional baseball, 11th as a coach or instructor, fifth as a major league coach.**

## COACHING CAREER

- Begins his fifth season as the Rays pitching coach...hired on Oct 3, 2017 as the eighth pitching coach in franchise history, following Rick Williams (1998–2000), Bill Fischer (2000–01), Jackie Brown (2002), Chris Bosio (2003), Chuck Hernandez (2004–05), Mike Butcher (2006) and Jim Hickey (2007–17).
- In 2021, the Rays finished among the majors' Top 10 in ERA for a fifth straight season...their 3.67 ERA ranked 4th in the majors and led the AL, the third time in franchise history they led the league (2019, 2012)...the Rays allowed 3 runs (or fewer) in 85 games, most in the AL.
- The Rays won the division despite no pitcher qualifying for the ERA leaderboard...excluding the shortened 2020 season, joined the 2018 Dodgers and 2017 Astros among the only teams in major league history to accomplish that.
- During his four years as pitching coach, the Rays have a 3.67 ERA and .231 opp avg., both 3rd in the majors behind the Dodgers and Astros...the Rays introduced the opener concept in May 2018 and since then have gone 79-51 in 130 games when using one (including postseason).
- Spent three seasons (2015–17) as the pitching coach for Triple-A Durham...in three seasons under Snyder, Bulls pitchers combined for a 3.61 ERA and twice established strikeout records...in 2016, they set an International League record with 1,287 SO...in 2017, they shattered their own record with 1,421 SO—an all-time mark for Minor League Baseball...this mark has been passed by other clubs in recent seasons.
- Has spent the entirety of his coaching career in the Rays system...began as the pitching coach for Short-A Hudson Valley in 2012...promoted to Class-A Bowling Green in 2013...served as a pitching coordinator in 2014.

## PLAYING CAREER

- Pitched professionally for 11 seasons, including parts of five years in the majors with the Royals (2003, 2005–06) and Red Sox (2006–08)...in 2007, his only full season in the majors, compiled a 3.81 ERA over 46 relief apps and was named to the Red Sox World Series roster...did not pitch in their 4-game sweep over the Rockies.
- He and Kevin Cash were teammates for the Red Sox during the 2007–08 seasons, and Cash caught him for 6 games in 2007.
- Underwent five surgeries in his playing career, including two that sidelined him for an entire season...missed 2001 due to Tommy John surgery, and 2004 due to a torn right labrum repair.
- Selected by the Royals in the first round (seventh overall) of the 1999 Amateur Draft out of the University of North Carolina.
- Originally selected by the Rays in the 27th round of the 1996 Amateur Draft out of Riverview High School in Sarasota, but did not sign...lettered in baseball, basketball, swimming and golf in high school.

## PERSONAL & MISC.

- His father, Donald, played basketball at Rice University from 1970–72.
- Switch-hit all the way through college.
- He and his wife, Victoria, have one son, Luke (5).



## CAREER PITCHING

YEAR	CLUB	W	L	ERA	G	GS	CG	SHO	SV	IP	H	R	ER	HR	HB	BB-I	SO	WP	BK	
1999	Spokane	1	0	4.13	7	7	0	0	0	24.0	20	13	11	1	2	7-0	25	1	0	
2000	GCL Royals	0	0	0.00	1	1	0	0	0	25.2	1	0	0	0	0	0-0	4	0	0	
	Wilmington	0	0	-	1	1	0	0	0	0.0	0	1	0	0	0	1-0	0	0	0	
2001	Injured-Did Not Pitch																			
2002	Wilmington	0	2	2.98	15	15	0	0	0	48.1	49	19	16	1	5	11-0	48	2	0	
	Wichita	2	2	4.21	6	6	0	0	0	25.2	21	12	12	4	1	7-1	18	3	0	
2003	Omaha	3	0	2.79	5	5	0	0	0	29.0	28	9	9	3	1	6-0	15	0	0	
	<b>Kansas City</b>	<b>1</b>	<b>6</b>	<b>5.17</b>	<b>15</b>	<b>15</b>	<b>0</b>	<b>0</b>	<b>0</b>	<b>85.1</b>	<b>94</b>	<b>52</b>	<b>49</b>	<b>11</b>	<b>2</b>	<b>21-3</b>	<b>39</b>	<b>4</b>	<b>0</b>	
	AZL Royals	0	0	4.50	1	1	0	0	0	2.0	3	1	1	0	0	0-0	1	0	0	
	Wichita	0	0	0.00	1	1	0	0	0	5.0	2	0	0	0	1	0-0	2	0	0	
2004	Injured-Did Not Pitch																			
2005	Omaha	2	3	3.55	15	12	0	0	0	66.0	61	32	26	3	3	22-0	48	2	1	
	<b>Kansas City</b>	<b>1</b>	<b>3</b>	<b>6.75</b>	<b>13</b>	<b>3</b>	<b>0</b>	<b>0</b>	<b>0</b>	<b>36.0</b>	<b>55</b>	<b>29</b>	<b>27</b>	<b>3</b>	<b>1</b>	<b>10-1</b>	<b>19</b>	<b>1</b>	<b>0</b>	
	Wichita	1	0	5.40	1	1	0	0	0	5.0	5	3	3	1	0	1-0	1	0	0	
2006	Omaha	0	4	3.88	10	9	0	0	1	60.1	63	36	26	4	1	9-0	43	5	2	
	<b>Kansas City</b>	<b>0</b>	<b>0</b>	<b>22.50</b>	<b>1</b>	<b>1</b>	<b>0</b>	<b>0</b>	<b>0</b>	<b>2.0</b>	<b>10</b>	<b>9</b>	<b>5</b>	<b>1</b>	<b>0</b>	<b>1-0</b>	<b>2</b>	<b>0</b>	<b>0</b>	
	<b>Boston</b>	<b>4</b>	<b>5</b>	<b>6.02</b>	<b>16</b>	<b>10</b>	<b>0</b>	<b>0</b>	<b>0</b>	<b>58.1</b>	<b>77</b>	<b>42</b>	<b>39</b>	<b>11</b>	<b>2</b>	<b>19-3</b>	<b>55</b>	<b>3</b>	<b>0</b>	
	Pawtucket	1	1	3.54	3	3	0	0	0	20.1	24	8	8	1	1	2-0	7	0	0	
2007	<b>Boston</b>	<b>2</b>	<b>3</b>	<b>3.81</b>	<b>46</b>	<b>0</b>	<b>0</b>	<b>0</b>	<b>0</b>	<b>54.1</b>	<b>45</b>	<b>29</b>	<b>23</b>	<b>7</b>	<b>6</b>	<b>32-2</b>	<b>41</b>	<b>4</b>	<b>0</b>	
2008	<b>Boston</b>	<b>0</b>	<b>0</b>	<b>21.60</b>	<b>2</b>	<b>0</b>	<b>0</b>	<b>0</b>	<b>0</b>	<b>1.2</b>	<b>2</b>	<b>4</b>	<b>4</b>	<b>1</b>	<b>0</b>	<b>2-0</b>	<b>1</b>	<b>1</b>	<b>0</b>	
	Pawtucket	1	4	5.26	14	7	0	0	1	37.2	34	23	22	5	6	12-0	30	3	1	
	GCL Red Sox	0	0	3.38	6	3	0	0	0	10.2	8	4	4	1	0	1-0	12	2	0	
	Lowell	0	0	0.00	1	1	0	0	0	2.1	1	2	0	0	0	0-0	1	0	0	
2009	Buffalo	3	8	4.23	33	14	0	0	1	104.1	115	54	49	12	1	32-0	74	7	1	
<b>Minor League Totals</b>		<b>14</b>	<b>24</b>	<b>3.80</b>	<b>120</b>	<b>87</b>	<b>0</b>	<b>0</b>	<b>3</b>	<b>442.2</b>	<b>435</b>	<b>217</b>	<b>187</b>	<b>36</b>	<b>22</b>	<b>111-1</b>	<b>329</b>	<b>25</b>	<b>5</b>	
<b>Major League Totals</b>		<b>8</b>	<b>17</b>	<b>5.57</b>	<b>93</b>	<b>29</b>	<b>0</b>	<b>0</b>	<b>0</b>	<b>237.2</b>	<b>283</b>	<b>165</b>	<b>147</b>	<b>34</b>	<b>11</b>	<b>85-9</b>	<b>157</b>	<b>13</b>	<b>0</b>	



WILL VRAGOVIC / TAMPA BAY RAYS





---

IN LOVING MEMORY  
**JEAN RAMIREZ**  
1993 - 2022



# MAJOR LEAGUE STAFF



## JOSEPH BENGE / HEAD ATHLETIC TRAINER

Benge, 44, begins his 12th season in the Rays organization, fifth as head athletic trainer. He is the fourth head athletic trainer in club history, following Jamie Reed (1997–2002), Ken Crenshaw (2003–05) and Ron Porterfield (2006–17). He spent the previous six years (2012–17) as minor league medical coordinator, overseeing all minor league athletic trainers and rehabilitation with minor league players while assisting the major league club. Benge joined the organization in 2011 as the athletic trainer for Triple-A Durham, following 10 seasons as an athletic trainer in the Orioles system (2001–10), reaching Double-A Bowie during his final four seasons there. He was named the 2015 Minor League Athletic Trainer of the Year by the Professional Baseball Athletic Trainers Society (PBATS) and served as athletic trainer for the World Team at the All-Star Futures Game in San Diego the following year. He graduated from Loyola (Md.) College with a bachelor's degree in biology in 1999, and received his master's degree in kinesiology from Fresno Pacific University in 2010. Benge resides in Sarasota and has one daughter, Isla (11).



## MIKE SANDOVAL / FIRST ASSISTANT ATHLETIC TRAINER

Sandoval, 56, was promoted to first assistant athletic trainer in November 2021 after four years as assistant athletic trainer. Entering his 11th season in the Rays organization, he spent the previous six years (2012–17) as an athletic trainer with Triple-A Durham. In total, he begins his 36th season in professional baseball, including 25 years with the Pirates organization. From 2001–11, he was the Pirates assistant athletic trainer and major league rehab coordinator. In 2008, the Pirates training staff won the Dick Martin Award, given annually to MLB's top medical staff. He also worked for Team Mexico in the World Baseball Classic in 2006 and 2009. He began his professional career in 1987 as athletic trainer for the Watertown Pirates of the New York-Penn League. He has also worked with Rookie-level Princeton (1988), Class-A Salem (1989), Double-A Harrisburg (1990), Double-A Carolina (1991, 1997–98), Triple-A Buffalo (1992–94), Triple-A Calgary (1995) and Double-A Altoona (1999–2000). In 2021, Sandoval was named Rays Employee of the Year as a result of his efforts and dedication as the club's designated Infection Control Protection Coordinator (ICPC) during the COVID-19 pandemic. Sandoval graduated from New Mexico State University in 1988 with a degree in physical education and sports medicine. He and his wife, Dodie, have a son, Michael Jr.



## AARON SCOTT / ASSISTANT ATHLETIC TRAINER

Scott, 42, was named assistant athletic trainer for the major league staff in November 2021 and begins his sixth season in the Rays organization. He spent the previous four years as the minor league medical coordinator, overseeing all minor league athletic trainers and rehabilitation with minor league players while assisting the major league club. Prior to that, he spent one season as athletic trainer for Class-A Charlotte. He previously worked in the Phillies (2015–16) and Orioles (2004–14) organizations. Scott was named the 2016 Eastern League Trainer of the Year while working with the Reading Phillies and the 2009 South Atlantic League Trainer of the Year while with the Delmarva Shorebirds (Orioles). He received his bachelor's degree in athletic training from the University of Northern Iowa, then completed two internships with the NFL's Detroit Lions and was the assistant athletic trainer for the Berlin Thunder of NFL Europe in 2003 prior to joining the Orioles. Scott resides in Lakewood Ranch.





## PAUL HARKER / MAJOR LEAGUE MEDICAL COORDINATOR

Harker, 54, is entering his fifth season as major league medical coordinator. This will be his 26th year in the Rays organization and 32nd in professional baseball. Harker assists the major league athletic training staff in a variety of ways, with a focus on the rehabilitation of major league players on the injured list and the coordination of medical services for the major league players and staff. Prior to his current role, he spent 12 seasons (2006-2017) as an assistant athletic trainer for the major league club. In 2015, he served as an athletic trainer at the All-Star Game in Cincinnati. Harker spent three years (2003-05) as the Rays

minor league athletic training and rehabilitation coordinator, five years as the athletic trainer for Triple-A Durham (1998-2002) and one year as the athletic trainer for Class-A St. Petersburg (1997). He previously spent six seasons as an athletic trainer in the Mariners organization (1991-1996). He is also entering his 13th year as a member of the Electronic Medical Records Committee of the Professional Baseball Athletic Trainers Society (PBATS). He graduated from Florida State University in April 1991 with a bachelor's degree in food and nutrition. He and his wife, Julie, reside in Parrish, Fla. They have two sons, Derek and Cameron, and a daughter, Paige.



## TRUNG CAO / STRENGTH & CONDITIONING COORDINATOR


T.C., 55, begins his 27th season in professional baseball and sixth as the Rays strength and conditioning coordinator. Following the 2020 season, he was selected by his peers as the Strength Coach of the Year. Prior to joining the major league staff, he spent 11 seasons as the organization's minor league strength and conditioning coordinator. He served as the White Sox's minor league strength and conditioning coordinator from 1996-2005. Cao received his bachelor's degree in physical education studies from the University of Delaware. He resides in Bradenton with his wife, Helen, and their children, Ethan (14) and Eli (12).



## JOEY GREANY / STRENGTH & CONDITIONING ASSISTANT

Greany, 38, enters his sixth season with the Rays as strength and conditioning assistant and 15th in professional baseball. Prior to the Rays, he spent nine seasons (2008-16) with the Royals as their minor league strength and conditioning coach. He is a five-time recipient of the Professional Baseball Strength and Conditioning Coaches Society Minor League Baseball Strength and Conditioning Coach of the Year Award. Greany played baseball at Alfred State (N.Y.) College and Martin Methodist (Tenn.) College while earning his degree in physical education. He received his master's degree in exercise

science at California University of Pennsylvania and was inducted into the Alfred State College Athletic Hall of Fame in 2011 and Valley Central High School Athletic Hall of Fame in 2018. He and his wife, Ellen, reside in Tampa with their three children: Joseph (4), Cora (2) and newborn son, Lucas.



## WILSON DIEZ / MAJOR LEAGUE PHYSICAL THERAPIST

Diez, 29, was named major league physical therapist in February 2022. In this role, he works alongside Paul Harker and Bryan King to rehabilitate injured major league players. Prior to joining the Rays, he spent four years as a physical therapist specialist in New Jersey. He also interned with the Athletics in the Dominican Republic with their DSL team and the Mets at their spring training facility in Port St. Lucie, Fla. Diez received his bachelor's degree in athletic training from Kean University and doctorate degree in physical therapy from Marymount University in Arlington, Va. He resides in Bradenton.





## **BRYAN KING** / MAJOR LEAGUE REHAB STRENGTH & CONDITIONING COACH

King, 42, was named major league rehab strength and conditioning coach in December 2021 and enters his ninth season in the Rays organization. In this role, he focuses on the rehabilitation process of post-injured and post-operative major league players, while also assisting the strength and conditioning team. He spent the previous eight seasons as strength and conditioning coach for Triple-A Durham and was named Triple-A East Strength and Conditioning Coach of the Year in 2018 and 2021 by the Professional Baseball Strength and Conditioning Coaches Society. Prior to the Rays, King worked in the Blue Jays organization for seven years, including the last five as strength and conditioning coach for the major league club. He served as minor league strength coach with Cleveland for two years and Triple-A Oklahoma City (Rangers) for one year. King played baseball at the University of Oklahoma while earning his degree in sociology. He was signed by the Mariners as a non-drafted free agent in 2002 and spent one season in their minor league system. He resides in Clearwater with his wife, Kim, and their son, Kayden (1).



## **SHINICHIRO FUKUDA** / MAJOR LEAGUE ATC/ACUPUNCTURIST

Fukuda, 36, enters his ninth season in the Rays organization and fourth as major league ATC/acupuncturist. In this role, he provides acupuncture treatment to players and assists with daily treatment, prevention, evaluation and rehabilitation of injuries. He joined the organization in 2014 as a seasonal assistant athletic trainer for the player development complex in Port Charlotte, which included minor league spring training, extended spring training, the Gulf Coast League Rays and instructional league. Following that season, he was promoted and served as minor league athletic trainer for the player development complex from 2015-19. Prior to the Rays, Fukuda completed internships with Auburn University's baseball team (2014), EXOS (2013), the Nationals (2012-13), Diamondbacks (2012) and MLS' Sporting Kansas City (2011). He earned an associate degree in athletic training and acupuncture from Trident Sports Medical College in Nagoya, Japan in 2007. He received his bachelor's degree in athletic training from Troy University in 2013 and his master's in oriental medicine and acupuncture from East West College of Natural Medicine in 2018. Originally from Himeji, Japan, Fukuda and his wife, Shiiori, live in Sarasota with their 3-year-old daughter, Sara.



## **JUSTIN SU'A** / HEAD OF MENTAL PERFORMANCE

Su'a (SOO-uh), 39, enters his fourth season in the Rays organization. He oversees the entire mental performance training program for the organization—which includes four mental skills coaches for the team's minor league affiliates and player development program—in addition to his primary focus as mental performance coach for the major league club. Prior to joining the organization, he served four seasons as mental skills coordinator for the Red Sox and three seasons as mental performance coach for the NFL's Cleveland Browns. He also served as the head of mental conditioning at IMG Academy in Bradenton, Fla. and as a performance enhancement expert for the U.S. Army. A former pitcher at Brigham Young University, Justin earned his master's degree in sports psychology from the University of Utah. He resides in Bradenton with his wife, Melissa, and their three children.



## **CHRIS FERNANDEZ** / MAJOR LEAGUE VIDEO COORDINATOR

"Chico" begins his 25th season with the Rays. He held positions with the Cardinals, Reds and Blue Jays organizations before joining the Rays. Prior to that, the St. Petersburg native coached high school baseball for five years, winning the Florida state championship in 1997 with Naples Barron Collier High School. He has one son, Chad Joseph.





## TYLER WALL / HEAD HOME CLUBHOUSE & EQUIPMENT MANAGER

Wall, 37, enters his 14th season in the Rays organization and second as the head home clubhouse and equipment manager. He previously served as home equipment manager for three seasons (2018-20) and umpires' locker room attendant and home clubhouse attendant for eight seasons (2010-17). Wall first joined the organization as a bat boy during the 2009 season. He graduated from Southern New Hampshire University with a bachelor's degree in sport management and business studies. He and his wife, Regina, reside in Tampa with their son, Caleb (4), and daughter, Vivian (1).



## BRANDON RICHESIN / HEAD VISITING CLUBHOUSE MANAGER

"Tank," 46, begins his 23rd season in the Rays organization and second as head visiting clubhouse manager. Prior to 2021, he served as a visitors' clubhouse attendant upon joining the organization in 2000. He has been selected to work seven All-Star Games and the 2013 and 2017 World Baseball Classic. Tank graduated from Florida State University in 1998 with a bachelor's degree in social science and worked four years as a student manager for the Seminoles football team. Tank resides in Gulfport.



## THOMAS CULKIN / ASSISTANT HOME CLUBHOUSE MANAGER

Culkin, 27, enters his 10th season in the Rays organization and third as the assistant home clubhouse manager. He previously served as a home clubhouse assistant (2017-19) and clubhouse attendant/bat boy (2016) with the major league club. The Long Island, N.Y. native joined the organization in 2013 as an intern with Class-A Charlotte and later worked as clubhouse assistant/bat boy and assistant clubhouse manager in Port Charlotte. He graduated from Southern New Hampshire University with a bachelor's degree in business studies and organizational leadership. He and his wife, Nikole, reside in St. Petersburg.



## JERRY CULKIN / HOME CLUBHOUSE ASSISTANT

Culkin, 22, begins his eighth season in the Rays organization and second as home clubhouse assistant. He previously served as a clubhouse attendant (2020) and bat boy (2017-19) for the major league club. A native of Long Island, N.Y., Culkin first joined the organization in 2015 as a bat boy with Class-A Charlotte and later served as the assistant clubhouse manager in Port Charlotte. He graduated from the University of South Florida with a bachelor's degree in quantitative economics and econometrics. He resides in St. Petersburg.



## JONAH McELWEE / HOME CLUBHOUSE ASSISTANT

McElwee, 26, enters his 10th season in the Rays organization and first as home clubhouse assistant. He previously served as assistant of major league food services in 2021 and clubhouse attendant/bat boy from 2015-20. He joined the organization in 2013 with Class-A Charlotte, spending one season as a bat boy and one season as visiting clubhouse manager. He resides in Tampa.





---

## **TORIAN SANDS** / HOME CLUBHOUSE ASSISTANT

---

Sands, 40, begins his 24th season in the Rays organization and 19th as home clubhouse assistant. He joined the Rays as a bat boy for the inaugural season in 1998 and spent five seasons in that role before joining the home clubhouse staff. He resides in St. Petersburg.



---

## **TOM BERNIER** / ASSISTANT VISITING CLUBHOUSE MANAGER

---

Bernier, 43, enters his 18th season in the Rays organization and second as assistant visiting clubhouse manager. He joined the organization in 2005 as visiting clubhouse attendant. He was selected to work the 2014 All-Star Game at Target Field in Minneapolis. Bernier graduated from Florida State University and worked for the baseball team for seven years. He lives in St. Petersburg with his wife, Michelle.



---

## **COURTNEY ELLISON** / MAJOR LEAGUE DIETITIAN

---

Ellison, 29, was named major league dietitian in January 2022. In this role, she will design and implement nutrition recovery and fueling strategies to maximize performance goals. Prior to joining the Rays, she served as performance nutrition coordinator for three years with the Pirates, overseeing minor league nutrition while assisting the major league club. She received her bachelor's degree in nutrition and kinesiology from the University of Tennessee and master's degree in exercise and nutrition science from Lipscomb University. She resides in Bradenton with her husband, Jake, and newborn daughter, Avery.




---

## **MISHA DWORKEN** / BULLPEN CATCHER / 99

---

Dworken, 44, begins his eighth season as a Rays bullpen catcher. Prior to joining the Rays, he spent two summers managing the Torrington (Conn.) Titans of the Futures Collegiate Baseball League. After catching at Sarasota High School and St. Petersburg Community College, he signed with the Astros and played independent ball for seven years. He and his wife, Leigh Merritt, reside in Sarasota with their son, Carter, and daughter, Catherine.



---

## **CHARLIE VALERIO** / BULLPEN CATCHER / 96

---

Valerio, 31, begins his first season as a Rays bullpen catcher. He joined the Rays after 11 years in the minors, independent ball and winter leagues. He signed with Cleveland as an international free agent out of the Dominican Republic in May 2010 and played five seasons in their system, reaching as high as Double-A Akron in 2014. He signed a minor league contract with the Padres in November 2019 but did not appear in a game due to the cancellation of the 2020 minor league season. Valerio played independent ball in the American Association from 2015-18 and 2021, and in the Atlantic League in 2019. Before

joining the Rays, he spent eight straight offseasons with the Leones del Escogido in the Dominican Winter League. He played for the Dominican Republic in the 2020 Tokyo Olympics and won a bronze medal.





## DAN MOELLER

HEAD GROUNDSKEEPER/DIRECTOR OF OPERATIONS, CHARLOTTE SPORTS PARK

Moeller, 63, begins his second season as director of operations, Charlotte Sports Park, in addition to his responsibilities as head groundskeeper at both Tropicana Field and Charlotte Sports Park. Entering his 25th season with the Rays and 22nd as head groundskeeper, he handles year-round management of security, ticketing, promotions, sponsorships and budget at Charlotte Sports Park, in addition to field maintenance, landscaping, coordination of major and minor league spring training, extended spring training, Florida Complex League, instructional league and county-sponsored tournaments held at Charlotte Sports Park. He is also a key advisor and consultant in the fields at the Rays Dominican Republic Academy and the Rays Field Renovation Program. Moeller joined the Rays in December 1997 as the assistant head groundskeeper. Born in Largo, Fla., he and his wife, Karen, have three children, two daughters-in-law—Scott (Amber), Rose and Jesse (Kilie)—and four grandchildren: Madison, Asher, Ava and Emmett.

### DID YOU KNOW?

## STORMY WEATHER

The Rays have had games affected by five hurricanes:

- ◆ **Hurricane Dorian (Sep 2-4, 2019):** MLB moved up the Rays-Orioles series finale to be part of a traditional doubleheader on Sep 3—just the third doubleheader in Tropicana Field history. The Rays split the twin bill, and won two of three games in the series.
- ◆ **Hurricane Irma (Sep 11-13, 2017):** MLB moved the three-game series against the Yankees from Tropicana Field to Citi Field in New York. The Rays lost two of three games. It was the fifth time in baseball history that weather concerns forced the relocation of games to a neutral site—but the second in a span of two weeks.
- ◆ **Hurricane Jeanne (Sep 26, 2004):** The Rays and Blue Jays were canceled at Tropicana Field with the storm approaching. The previous night's game, which began at 6:16 p.m., was played with the caveat that no inning could start after 9:15 p.m. The curfew was a precaution to make sure the Blue Jays were able to fly out of Florida after the game.
- ◆ **Hurricane Frances (Sep 3-5, 2004):** MLB postponed two games against the Tigers (Sep 4-5), and the Tigers left St. Pete after the Sep 3 series opener to avoid the storm. The Rays were scheduled to play a Labor Day doubleheader at Yankee Stadium on Sep 6, but were unable to leave Tampa International Airport until 3 p.m. that day. They arrived in New York at 5:25 p.m. and played a single game that night, a 7-4 loss which began at 7 p.m. The postponed game was eventually made up in New York on Sep 23. The Rays and Tigers played (and split) a doubleheader on Sep 30—the first doubleheader ever played at Tropicana Field.
- ◆ **Hurricane Gordon (Sep 17, 2000):** The Rays and Athletics were postponed at Tropicana Field with the storm bearing down. Instead of playing that afternoon, the Athletics flew to Baltimore. The game was never made up, one of three such games in club history.

In addition, Tropicana Field served as a neutral host for a similar situation, as the Rangers-Astros series Aug 29-31, 2017 was moved from Houston due to the devastation caused by Hurricane Harvey. The Astros won two of three games.



---

## HOME CLUBHOUSE STAFF



**ERIK  
HART**

FOOD  
SERVICES  
MANAGER  
(2nd SEASON)



**NICK  
BOND**

BAT BOY/  
CLUBHOUSE  
ATTENDANT  
(1st SEASON)



**SCOTT  
CURSI**

CLUBHOUSE  
ATTENDANT,  
UMPIRES  
(24th SEASON)



**TOMMY  
KEHL**

CLUBHOUSE  
ATTENDANT  
(4th SEASON)

## VISITING CLUBHOUSE STAFF



**NICK  
COWAN**

CLUBHOUSE  
ATTENDANT  
(11th SEASON)

NOT PICTURED: MATTHEW YARBROUGH (CLUBHOUSE ATTENDANT)

## ADDITIONAL MAJOR LEAGUE STAFF



**BOBBY  
KINNE**

COORDINATOR,  
MAJOR LEAGUE  
OPERATIONS  
(5th SEASON)



**RANDELL  
KANEMARU**

ASSISTANT,  
REPLAY & ADVANCE  
SCOUTING  
(1st SEASON)



**SEIYA  
SANO**

MAJOR LEAGUE  
ASSISTANT  
(2nd SEASON)



**MANNY  
NAVARRO**

SPANISH  
TRANSLATOR/  
BP THROWER  
(6th SEASON)



**RAY  
ALLEN**

MASSAGE  
THERAPIST  
(5th SEASON)



**HOMARE  
WATANABE**

MASSAGE  
THERAPIST  
(2nd SEASON)





# TEAM DOCTORS



## DR. KOCO EATON / ORTHOPEDIC TEAM PHYSICIAN

Dr. Koco Eaton enters his 25th season with the Rays. He has a private practice in sports medicine and orthopedic surgery in St. Petersburg. Dr. Eaton has also served as the team physician for the NFL's Tampa Bay Buccaneers and the USL's Tampa Bay Rowdies. He graduated from Columbia University in 1983 and Johns Hopkins School of Medicine in 1987 before completing his fellowship in sports medicine at the American Sports Medicine Institute in Birmingham, Ala., and his orthopedic surgery residency at the Union Memorial Hospital in Baltimore. He and his wife, Karen, reside in St. Petersburg.



## DR. JOHN GROSS / HEAD PRIMARY CARE TEAM PHYSICIAN

Dr. John A. Gross enters his 15th season in the Rays organization and his fifth as the head primary care team physician. Dr. Gross is board-certified in family medicine and sports medicine and has a full-time practice taking care of high-level athletes, Ironman triathletes and other patients in St. Petersburg. He participated in Leadership St. Pete, Class of 2008, and is currently on the executive board for the Florida Academy of Family Physicians and a chair member for the Florida Family Medicine Political Action Committee. He resides in St. Petersburg.

### DID YOU KNOW?



#### SPECIAL SEATS

Fans at Tropicana Field will notice two golden seats, one white seat and one seat memorialized with a plaque in the right field seating area. The golden seat in the third row of Section 148 is the location where the Rays first home run landed, a two-run shot hit by Wade Boggs off DET Justin Thompson in the 6th inning of the Rays inaugural game on March 31, 1998. The other golden seat, in Section 144, marks the spot where Boggs' 3,000th hit landed, a two-run home run off CLE Chris Haney on Aug 7, 1999. The white seat in Section 140 (Row T, Seat 10) marks the spot where Dan Johnson's two-out, 9th-inning, game-tying home run landed against the Yankees in Game 162 of the 2011 season. Three innings later, Evan Longoria hit a walk-off homer to left field giving the Rays an 8-7 win, clinching the AL Wild Card.

Finally, on July 11, 2015, the Rays dedicated a special seat above the right field walkway that will always remain empty in remembrance of prisoners of war (POW) and those missing in action (MIA). Then-president of baseball operations Matt Silverman and pitcher Matt Moore joined World War II veteran and former POW Andrew H. Hines Jr. and Rep. David Jolly of the 13th Congressional District in the pregame ceremony.



# 40-MAN ROSTER



WILL VRAGOVIC / TAMPA BAY RAYS

47

RIGHT-HANDED PITCHER

# JASON ADAM

Jason Kendall Adam

BATS **RIGHT**THROWS **RIGHT**HEIGHT **6'3"**WEIGHT **230**OPENING DAY AGE **30**MAJOR LEAGUE SERVICE **1 year, 132 days**BORN **8/4/91 in Omaha, NE**RESIDES **Belton, MO**CONTRACT STATUS **Signed through 2022**SIGNING SCOUT **Steve Gossett (Royals)**ACQUIRED **Signed as a free agent, 3/17/22**

## 2021 SEASON

- ◆ Made the Cubs Opening Day roster, the first of his career...was with the Cubs for four stints: Opening Day - April 25, May 7-14, Sep 24 (29th Man) and Sep 28 through season's end.
- ◆ His last 4 apps spanning two stints and 4 IP were scoreless...nine of his 12 apps were scoreless, yielding 1 run twice and 5 runs in the other.
- ◆ Struck out 38.0 pct. (19 of 50) of batters faced.
- ◆ Placed on Triple-A Iowa's injured list on May 23 with an open dislocation of his left ankle...designated for assignment two days later and released on May 26...re-signed with the Cubs on a minors deal on July 12 and returned to game action with the Rookie-level ACL Cubs on Sep 7.

## CAREER HIGHLIGHTS

- ◆ Over the 2020-21 seasons, recorded 40 SO in 25 apps and 24.1 IP...min. 20 IP, his 14.79 SO/9 IP ratio over that span ranked 6th in the majors.
- ◆ Posted a whiff rate of 64.9 pct. on his slider over the 2020-21 seasons, highest in the majors (min. 90 sliders thrown)...whiff rate is calculated as the ratio of swinging strikes per swing.
- ◆ In **2020**, made 13 apps over two stints with the Cubs...selected to the active roster on Aug 16 and made 3 apps before being optioned...recalled on Sep 2 and remained in the majors for the remainder of the season.
- ◆ After his Sep 2 recall, went 2-0 with a 1.80 ERA (10-IP, 2-ER) including 0 ER in nine of 10 apps.
- ◆ In **2019**, made 23 apps over two stints with the Blue Jays, including Aug 21 through the end of the season...went 2-0 with a 0.87 ERA (10.1-IP, 1-ER) in 12 apps in September.
- ◆ Spent time in the minors between the GCL Blue Jays, Class-A Dunedin and Triple-A Buffalo,

going 1-3 with a 2.08 ERA (17.1-IP, 4-ER) in 14 apps (1 start) between the three levels...missed three months due to a right elbow strain.

- ◆ On Aug 10 vs. NYY, pitched 1.1 scoreless innings and recorded his first career win after Vladimir Guerrero Jr. hit a go-ahead, 2-run triple.
- ◆ In **2018**, made 31 apps over three stints with the Royals, his first career major league action.
- ◆ His first 4 apps spanning 5.1 IP were scoreless... on May 5 vs. DET, pitched the top of the 9th inning of a 3-2 loss in his major league debut.
- ◆ Went 3-0 with a 1.50 ERA (24-IP, 4-ER) and 32 SO in 17 apps between Double-A Northwest Arkansas and Triple-A Omaha.
- ◆ Missed two months of the **2017** season with right elbow inflammation...went 1-0 with a 4.80 ERA (15-IP, 8-ER) between four clubs in the Padres and Royals systems...signed with the Royals after being released in August.
- ◆ Missed the **2016** and **2015** seasons due to a right elbow stress fracture that required surgery.
- ◆ In **2014**, went 5-9 with a 4.70 ERA (120.2-IP, 63-ER) in 29 apps (19 starts) between two organizations...traded from the Royals to Twins on Aug 11 for outfielder Josh Willingham.
- ◆ Made 10 apps for the Salt River Rafters in the Arizona Fall League.
- ◆ Spent the **2013** season in Northwest Arkansas... from the start of May through season's end, went 8-9 with a 3.93 ERA (123.2-IP, 54-ER).
- ◆ Ranked 3rd in the Texas League with 126 SO... tied for 5th with 26 starts and ranked 6th with 144 IP and 11 losses.
- ◆ Went 2-2 with a 4.03 ERA (29-IP, 13-ER) and 24 SO in 7 starts with the Peoria Javelinas in the Arizona Fall League.



- ◆ Ranked by *Baseball America* as the No. 9 prospect in the Royals system following the season.
- ◆ In **2012**, ranked 2nd in the Carolina League with 158 IP...tied for 3rd with 123 SO and ranked 4th in WHIP (1.16) and 6th in ERA (3.53)...yielded a league-high 18 HR and tied for 2nd in losses (12).
- ◆ Led Royals minor leaguers in innings and ranked 4th in strikeouts.
- ◆ Ranked by *Baseball America* as the No. 8 prospect in the Royals system following the season.
- ◆ In **2011**, made his professional debut and spent the entire season with Class-A Kane County.

## CAREER HIGHS

### LONGEST OUTING

2.2, 8/8/19 vs. NYY

### STRIKEOUTS

4, 3x-last 8/19/20 vs. STL (G1)

### WALKS

3, 9/26/20 at CHW

### HR ALLOWED

2, 2x-last 8/17/18 at CHW

### RUNS ALLOWED

5, 2x-last 4/25/21 vs. MIL

### HITS ALLOWED

4, 8/17/18 at CHW

### WIN STREAK

3G, 2x-last 9/12/20 - Current

### LOSS STREAK

3G, 6/10/18 - 8/2/18

## AMATEUR CAREER

- ◆ Selected by the Royals in the fifth round of the 2010 Amateur Draft out of Blue Valley Northwest (Mo.) High School, which is 22 miles from Kauffman Stadium.
- ◆ Committed to the University of Missouri before signing with the Royals.



TYLER SCHANK / TAMPA BAY RAYS



## CAREER PITCHING

YEAR	CLUB	W	L	ERA	G	GS	CG	SHO	SV	IP	H	R	ER	HR	HB	BB-I	SO	WP	BK
2011	Kane County	6	9	4.23	21	21	0	0	0	104.1	94	60	49	9	6	25-0	76	3	1
2012	Wilmington	7	12	3.53	27	27	0	0	0	158.0	148	73	62	18	13	36-0	123	3	0
2013	NW Arkansas	8	11	5.19	26	26	0	0	0	144.0	153	98	83	12	15	54-1	126	8	1
2014	NW Arkansas	4	8	5.03	19	18	0	0	0	98.1	107	62	55	9	5	30-0	89	5	0
	Omaha	1	1	2.35	8	0	0	0	0	15.1	17	4	4	0	3	4-0	11	1	0
	New Britain	0	0	5.14	2	1	0	0	0	7.0	10	4	4	0	0	2-0	3	1	0
2015		Injured-Did Not Pitch																	
2016		Injured-Did Not Pitch																	
2017	AZL Padres 2	1	0	0.00	2	0	0	0	0	2.0	1	0	0	0	0	2-0	4	0	0
	AZL Padres	0	0	5.79	5	0	0	0	0	4.2	5	3	3	0	0	0-0	8	3	0
	San Antonio	0	0	0.00	1	0	0	0	0	2.0	1	0	0	0	0	0-0	2	1	0
	NW Arkansas	0	0	7.11	5	0	0	0	0	6.1	3	5	5	0	1	4-0	11	2	0
2018	NW Arkansas	1	0	1.59	6	0	0	0	0	11.1	5	2	2	0	1	4-0	17	1	1
	Omaha	2	0	1.42	11	0	0	0	4	12.2	6	4	2	0	1	7-0	15	4	0
	<b>Kansas City</b>	<b>0</b>	<b>3</b>	<b>6.12</b>	<b>31</b>	<b>0</b>	<b>0</b>	<b>0</b>	<b>0</b>	<b>32.1</b>	<b>30</b>	<b>22</b>	<b>22</b>	<b>9</b>	<b>3</b>	<b>15-1</b>	<b>37</b>	<b>4</b>	<b>1</b>
2019	GCL Blue Jays	0	0	0.00	2	0	0	0	0	1.1	1	0	0	0	0	2-0	1	0	0
	Dunedin	0	0	0.00	1	1	0	0	0	2.0	0	0	0	0	0	1-0	3	0	0
	Buffalo	1	3	2.57	11	0	0	0	1	14.0	10	7	4	2	0	5-1	20	0	1
	<b>Toronto</b>	<b>3</b>	<b>0</b>	<b>2.91</b>	<b>23</b>	<b>0</b>	<b>0</b>	<b>0</b>	<b>0</b>	<b>21.2</b>	<b>15</b>	<b>8</b>	<b>7</b>	<b>1</b>	<b>3</b>	<b>10-1</b>	<b>18</b>	<b>1</b>	<b>2</b>
2020	<b>Chicago-NL</b>	<b>2</b>	<b>1</b>	<b>3.29</b>	<b>13</b>	<b>0</b>	<b>0</b>	<b>0</b>	<b>0</b>	<b>13.2</b>	<b>9</b>	<b>7</b>	<b>5</b>	<b>2</b>	<b>0</b>	<b>8-0</b>	<b>21</b>	<b>0</b>	<b>0</b>
2021	<b>Chicago-NL</b>	<b>1</b>	<b>0</b>	<b>5.91</b>	<b>12</b>	<b>0</b>	<b>0</b>	<b>0</b>	<b>0</b>	<b>10.2</b>	<b>10</b>	<b>7</b>	<b>7</b>	<b>1</b>	<b>3</b>	<b>6-0</b>	<b>19</b>	<b>0</b>	<b>0</b>
	Iowa	1	0	0.00	5	0	0	0	1	6.1	4	0	0	0	0	1-0	6	1	0
	ACL Cubs	2	0	3.00	3	1	0	0	0	3.0	4	1	1	0	0	1-0	3	0	2
	<b>Minor League Totals</b>	<b>34</b>	<b>44</b>	<b>4.16</b>	<b>155</b>	<b>95</b>	<b>0</b>	<b>0</b>	<b>6</b>	<b>592.2</b>	<b>569</b>	<b>323</b>	<b>274</b>	<b>50</b>	<b>45</b>	<b>178-2</b>	<b>518</b>	<b>33</b>	<b>6</b>
	<b>Major League Totals</b>	<b>6</b>	<b>4</b>	<b>4.71</b>	<b>79</b>	<b>0</b>	<b>0</b>	<b>0</b>	<b>0</b>	<b>78.1</b>	<b>64</b>	<b>44</b>	<b>41</b>	<b>13</b>	<b>9</b>	<b>39-2</b>	<b>95</b>	<b>5</b>	<b>3</b>

**1:** Selected by the Kansas City Royals in the fifth round of the 2010 Amateur Draft... signed by Steve Gossett. **2:** Acquired by the Minnesota Twins from Kansas City in exchange for OF Josh Willingham, August 11, 2014. **3:** Signed by the San Diego Padres as a free agent, February 15, 2017. **4:** Signed by the Kansas City Royals as a free agent, August 18, 2017. **5:** Acquired by the Toronto Blue Jays from Kansas City in exchange for cash considerations, March 17, 2019. **6:** Signed by the Chicago Cubs as a free agent, January 30, 2020. **7:** Signed by the Tampa Bay Rays as a free agent, March 17, 2022.

## CAREER FIELDING

YEAR	POSITION	PCT	G	PO	A	E	TC	DP
2018	Pitcher	1.000	31	0	2	0	2	0
2019	Pitcher	.833	23	3	2	1	6	1
2020	Pitcher	.667	13	0	2	1	3	0
2021	Pitcher	1.000	12	1	0	0	1	0
<b>Totals</b>		<b>.833</b>	<b>79</b>	<b>4</b>	<b>6</b>	<b>2</b>	<b>12</b>	<b>1</b>

## LEFT-RIGHT BREAKDOWN

	2021				CAREER			
	AVG	AB	H	HR	AVG	AB	H	HR
vs. Left	.250	20	5	1	.298	126	25	5
vs. Right	.238	21	5	0	.241	162	39	8



70

RIGHT-HANDED PITCHER

# NICK ANDERSON

Nick Paul Anderson

BATS **RIGHT**THROWS **RIGHT**HEIGHT **6'4"**WEIGHT **200**OPENING DAY AGE **31**MAJOR LEAGUE SERVICE **3 years**BORN **7/5/90 in Crosby, MN**RESIDES **Brainerd, MN**CONTRACT STATUS **Signed through 2022**SIGNING SCOUT **Bill Milos (Twins)**

ACQUIRED **From the Miami Marlins along with RH Trevor Richards in exchange for OF Jesús Sánchez and RH Ryne Stanek, 7/31/19**

## 2021 SEASON

- Diagnosed with a partial UCL tear as well as flexor tendinitis at the end of spring training and was placed on the 60-day IL on March 26.
- Reinstated from the 60-day IL on Sep 12 and made his season debut the next night...made 6 apps in September before going on the 10-day IL on Sep 27 (low back tightness).
- Combined for 13 rehab apps (1 start) between the Rookie-level FCL Rays and Triple-A Durham, going 0-0 with a 4.26 ERA (12.2-IP, 6-ER) and 16 SO...began rehabbing on July 23 and made 2 apps before an interruption by a medical issue unrelated to his elbow...joined Durham on Aug 12 and made 11 apps with them.
- Struck out one of 24 BF in his 6 apps spanning 6 IP, compared to 26 SO in 16.1 IP in 2020.
- Allowed a run in three straight apps to end the season after his first 3 apps were scoreless.
- Underwent right elbow surgery on Oct 27, performed by Dr. Keith Meister in Dallas...during the surgery, Meister repaired the UCL with an internal brace procedure...his expected return to game action is after the 2022 All-Star break.

## CAREER HIGHLIGHTS

- Since making his Rays debut on Aug 1, 2019 at BOS, has a 1.85 ERA and 68 SO in 43.2 IP.
- In **2020**, made 19 apps in his first full season with the Rays...missed 13 games while on the injured list with right forearm inflammation.
- Finished with a 0.55 ERA (16.1-IP, 1-ER) and .091 opp avg. (5-for-55), including a .034 opp avg. (1-for-29) against right-handed batters...struck out 26 of his 58 BF (44.8 pct.).

- Named first team All-MLB, joining OAK Liam Hendriks as the two relievers selected...the teams were selected with voting split between fans and an MLB-appointed panel of experts, including media, former players and executives.
- Led the Rays bullpen with 6 saves, converting each of his chances...limited opponents to a .061 avg. (2-for-33) in save opportunities.
- Among pitchers with as many innings (16.1), his 0.55 ERA ranked 6th in the majors while his .091 opp avg. ranked 3rd behind KC Jesse Hahn (.071) and MIL Devin Williams (.090).
- Eighteen of his 19 apps were scoreless, and he did not allow a hit in 14 of his 19 apps...entered with the Rays tied or ahead in all 19 apps.
- His first 14 apps were scoreless, tied with Scott Aldred in 1999 for the longest streak of scoreless apps to start a season in franchise history (excluding in-season acquisitions).
- Made his second straight Opening Day roster.
- On Aug 4 vs. BOS, recorded his first save since the trade to the Rays...inherited the bases loaded with 1 out and tying run at the plate in the 9th inning and struck out both batters faced.
- On Sep 4 vs. MIA, was reinstated from the 10-day IL and recorded the save against his former team...went walk, E6 to start the 9th inning but got a fielder's choice, pop out and strikeout.
- On Sep 15 vs. WSH, inherited the bases loaded with 1 out in the 9th inning and the potential tying run on deck and struck out both batters faced for the save...extended his scoreless streak to 14 straight apps to start the season.
- On Sep 16 vs. WSH, suffered his first loss since July 13, 2019 vs. NYM (with MIA), allowing a 2-run homer to Luis García on the first pitch of



the 10th inning...was his first run allowed since Game 2 of the 2019 ALDS at HOU.

- ◆ **POSTSEASON:** Went 1-2 with a 5.52 ERA (14.2-IP, 9-ER) in 10 apps...recorded 4 outs (or more) in seven of his 10 apps...faced 61 batters in the postseason, compared to 58 BF in the regular season.
- ◆ Yielded run(s) in seven consecutive apps, starting with Game 5 of the ALDS vs. NYY through the end of the postseason...marked the longest such streak for a reliever in postseason history.
- ◆ Pitched in the 3rd, 4th, 5th, 6th, 7th, 8th and 9th innings...became the fifth pitcher to do that in a single postseason, joining HOU Brad Peacock in 2017, NYY Ken Clay in 1978, CIN Don Gullett in 1970 and NYM Nolan Ryan in 1969.
- ◆ In Game 5 at HOU, retired his first 4 BF before allowing a walk-off homer to Carlos Correa in the 9th inning...it was the third time the Rays lost a postseason game in walk-off fashion and first time on a walk-off homer.
- ◆ Spent the entire **2019** season in the majors, split between the Marlins and Rays organizations...acquired by the Rays in a four-player deal just minutes before the July 31 trade deadline.
- ◆ His 110 SO (in 65 IP) tied BOS Matt Barnes for 3rd-most in the majors as a reliever, trailing MIL Josh Hader (138) and OAK Liam Hendriks (122)...his 110 SO in relief was 8th all-time by a rookie—among those above him on the list are ATL Craig Kimbrel (127) in 2011, ATL Steve Bedrosian (114) in 1982 and LAD Pedro Martinez (113) in 1993.
- ◆ His 15.23 SO/9 IP ratio was the 3rd-highest mark in major league history by a qualifying rookie reliever, behind LAD Kenley Jansen (16.10) in 2011 and SEA Edwin Diaz (15.33) in 2016.
- ◆ Between the Marlins and Rays, struck out 41.7 pct. of batters faced, 2nd-best in the majors (min. 50 IP) behind MIL Josh Hader (47.8).
- ◆ Made the Marlins roster out of spring training and made his major league debut on Opening Day vs. COL, retiring his only batter...recorded his first win on May 21 at DET, working a scoreless 10th and 11th innings in a 5-4 victory, with 5 SO...earned his first save on June 23 at PHI.
- ◆ Beginning on Aug 1—the date of his Rays debut—through the end of the season, he led the majors (min. 20 IP) with a 17.30 SO/9 IP ratio.
- ◆ Made 23 apps after the trade to the Rays, recording 41 SO and only 2 BB (1 IBB)...recorded 34 SO before allowing his first walk, the 2nd-longest streak of strikeouts without a walk in franchise history behind Chris Archer (43) from May 27–June 13, 2015...since Stats LLC play-by-play data is available (1974), his streak was the longest to

begin a career with a team, passing Billy Wagner (30) with the 2004 Phillies.

- ◆ Began his Rays career with 10 consecutive scoreless apps but pitched to a 3.86 ERA (11.2-IP, 5-ER) in his last 13 apps...went 4-2 with a 2.25 ERA (44-IP, 11-ER) and 71 SO (14.52 SO/9 IP) in 47 apps from May 27 through season's end.
- ◆ After allowing a double to his first batter faced as a Ray, retired 22 straight, including 17 SO...was the first reliever to start his Rays career with seven consecutive apps of multiple strikeouts.
- ◆ Starting with his second out on Aug 6 vs. TOR through his third out on Aug 17 vs. DET, struck out 13 of 14 BF including nine consecutive batters at one point, one shy of the major league record set by NYM Tom Seaver in 1970.
- ◆ Named to *Baseball America's* All-Rookie Team, the only reliever selected...became the first Rays pitcher selected since Jeremy Hellickson in 2011 and the first Rays reliever to make it.
- ◆ Named the Dick Siebert Award winner by the Minnesota Chapter of the BBWAA...the award is named for the former University of Minnesota coach and presented annually to the Upper Midwest Player of the Year...it was awarded previously to Jeremy Hellickson, an Iowa native.
- ◆ **POSTSEASON:** Went 1.1 IP in the Wild Card Game at OAK...allowed a leadoff single in the 8th inning but struck out his next 4 BF.
- ◆ Made 3 apps in the ALDS, including a career-high 2.1 IP in Game 4 vs. HOU.
- ◆ In **2018**, tied for 2nd among Twins minor leaguers with 39 apps and tied for 7th with 8 wins...spent the entire season with Triple-A Rochester and named to the International League midseason All-Star Team.
- ◆ Yielded 4 ER in 4 starts spanning 4 IP.
- ◆ Traded to the Marlins following the season and added to their 40-man roster.
- ◆ Split the **2017** season between Class-A Fort Myers and Double-A Chattanooga, earning a June 1 promotion...went 4-1 with a 1.00 ERA (54-IP, 6-ER) and 57 SO between the two levels.
- ◆ Tied for 7th in the Southern League with 9 saves...converted all 11 save opportunities between the two levels.
- ◆ In **2016**, went 4-3 with a 2.65 ERA (57.2-IP, 17-ER) and 75 SO in 42 apps between Class-A Cedar Rapids and Fort Myers, with a May 24 promotion...ranked 2nd among Twins minor leaguers with 13 saves.



- ◆ His final 10 apps spanning 13.2 IP were scoreless...this stretch lowered his ERA for Fort Myers from 5.63 to 3.58.
- ◆ In **2015**, pitched for the Frontier Greys in the independent Frontier League before signing with the Twins on Aug 7...assigned to Cedar Rapids, recording 0 BB and 12 SO in 9 apps.
- ◆ Did not play professional baseball in **2014**, following two seasons with Rockford in the Frontier League in **2013** and **2012**...went 6-14 with a 6.79 ERA (114-IP; 86-ER) in 25 starts over his two seasons with Rockford.

## AMATEUR CAREER

- ◆ Selected by the Brewers in the 32nd round of the 2012 Amateur Draft out of Mayville State University in North Dakota, but did not sign.
- ◆ Pitched to a 1.95 ERA (60-IP; 13-ER) in 2012, earning first team All-Conference honors.
- ◆ Played three seasons at St. Cloud State in Minnesota before transferring.

## PERSONAL & MISC.

- ◆ Nick's mom, Barb, told *USA Today*, "At the age of 13, he was already throwing hard. I remember one of the ump's for Nick's game, Mike Brown, we went to church with. He told me one day, 'You better pray for me, because if I get hit by one of Nick's fastballs, I'm going to get hurt.'"
- ◆ Nick did not play affiliated ball until he was 25, when he signed in August 2015...he pitched parts of three years (2012-13, 2015) in independent ball (Rockford RiverHawks, Rockford Aviators, Frontier Greys) and played for the Tri-City (Minn.) Hawks, a men's baseball league in 2014.
- ◆ During his time in independent ball, Nick helped a friend remodel homes full-time...his work included laying carpet, renovating bathrooms and installing roofing.
- ◆ Nick broke his nose in elementary school after he was tripped by a classmate while running and collided with a brick wall.
- ◆ He didn't play organized football from 9th-11th grade, but suited up as a senior at outside linebacker and kicker...his preferred kicking style was straight-toed and he wore square-toe cleats.
- ◆ As a kid, Nick competed at BMX and keeps the trophies at his dad's house...his love of extreme sports also includes snowmobiling.

## CAREER HIGHS

### LONGEST OUTING

2.0, 2x-last 7/18/19 vs. SD

### STRIKEOUTS

5, 2x-last 7/18/19 vs. SD

### WALKS

2, 3x-last 7/28/19 vs. ARI

### HR ALLOWED

1, 11x-last 9/26/21 vs. MIA

### RUNS ALLOWED

5, 5/4/19 vs. ATL

### HITS ALLOWED

4, 5/4/19 vs. ATL

### WIN STREAK

3G, 8/3/19 - 9/7/19

### LOSS STREAK

2G, 6/16/19 - 7/13/19





## CAREER PITCHING

YEAR	CLUB	W	L	ERA	G	GS	CG	SHO	SV	IP	H	R	ER	HR	HB	BB-I	SO	WP	BK
2012	Rockford (IND)	1	4	7.71	7	7	0	0	0	32.2	42	35	28	5	0	21-0	20	4	0
2013	Rockford (IND)	5	10	6.42	16	16	0	0	0	81.1	94	67	58	11	5	38-0	69	11	0
2014																			
Did Not Pitch																			
2015	Frontier (IND)	2	0	0.65	25	0	0	0	13	27.2	17	2	2	0	0	6-0	35	0	0
	Cedar Rapids	0	1	0.75	9	0	0	0	4	12.0	7	1	1	1	1	0-0	12	0	0
2016	Cedar Rapids	4	0	0.90	12	0	0	0	3	20.0	6	3	2	0	0	3-0	28	0	0
	Fort Myers	0	3	3.58	30	0	0	0	10	37.2	33	16	15	2	1	13-1	47	2	0
2017	Fort Myers	2	0	0.89	15	0	0	0	2	20.1	13	2	2	0	0	3-0	20	2	0
	Chattanooga	2	1	1.07	29	0	0	0	9	33.2	19	4	4	0	1	7-0	37	1	0
2018	Rochester	8	2	3.30	39	4	0	0	4	60.0	49	26	22	8	1	19-2	88	3	0
2019	Miami	2	4	3.92	45	0	0	0	1	43.2	40	19	19	5	1	16-3	69	2	0
	Tampa Bay	3	0	2.11	23	0	0	0	0	21.1	12	5	5	3	1	2-1	41	2	0
2020	Tampa Bay	2	1	0.55	19	0	0	0	6	16.1	5	2	1	1	0	3-0	26	0	0
2021	FCL Rays	0	0	0.00	2	1	0	0	0	2.0	1	0	0	0	0	0-0	4	1	0
	Durham	0	0	5.06	11	0	0	0	0	10.2	12	7	6	2	0	1-0	12	0	0
	Tampa Bay	0	1	4.50	6	0	0	0	1	6.0	4	3	3	2	0	2-0	1	0	0
Minor League Totals		16	7	2.38	147	5	0	0	32	196.1	140	59	52	13	4	46-3	248	9	0
Rays Totals		5	2	1.85	48	0	0	0	7	43.2	21	10	9	6	1	7-1	68	2	0
Major League Totals		7	6	2.89	93	0	0	0	8	87.1	61	29	28	11	2	23-4	137	4	0

1: Signed by the Minnesota Twins as a free agent, August 7, 2015...signed by Bill Milos. 2: Acquired by the Miami Marlins from Minnesota in exchange for INF Brian Schales, November 20, 2018. 3: Acquired by the Tampa Bay Rays along with RH Trevor Richards from Miami in exchange for OF Jesús Sánchez and RH Ryne Stanek, July 31, 2019.

## CAREER FIELDING

YEAR	POSITION	PCT	G	PO	A	E	TC	DP
2019	Pitcher	.857	68	2	4	1	7	0
2020	Pitcher	1.000	19	1	0	0	1	0
2021	Pitcher	.000	6	0	0	1	1	0
Totals		.778	93	3	4	2	9	0

## POSTSEASON PITCHING

YEAR	SERIES	CLUB	W	L	ERA	G	GS	CG	SHO	SV	IP	H	R	ER	HR	HB	BB-I	SO	WP	BK
2019	ALWC	TB vs. OAK	0	0	0.00	1	0	0	0	0	1.1	1	0	0	0	0	0-0	4	0	0
	ALDS	TB vs. HOU	0	0	2.08	3	0	0	0	0	4.1	4	1	1	0	0	0-0	4	1	0
2020	ALWC	TB vs. TOR	0	0	3.38	2	0	0	0	0	2.2	2	1	1	0	0	0-0	0	0	0
	ALDS	TB vs. NYY	0	0	1.93	2	0	0	0	0	4.2	2	1	1	1	0	0-0	6	0	0
	ALCS	TB vs. HOU	0	1	8.31	3	0	0	0	1	4.1	7	4	4	1	0	3-0	0	0	0
	WS	TB vs. LAD	1	1	9.00	3	0	0	0	0	3.0	5	3	3	1	0	1-1	3	1	0
Postseason Totals			1	2	4.43	14	0	0	0	1	20.1	21	10	10	3	0	4-1	17	2	0

## LEFT-RIGHT BREAKDOWN

	2021				CAREER			
	AVG	AB	H	HR	AVG	AB	H	HR
vs. Left	.143	7	1	1	.228	145	33	6
vs. Right	.214	14	3	1	.161	174	28	5



62

INFIELDER

# JONATHAN ARANDA

Jonathan Alexander Aranda Ventura (ah-RAHN-dah)

BATS **RIGHT**THROWS **RIGHT**HEIGHT **5'10"**WEIGHT **175**OPENING DAY AGE **23**MAJOR LEAGUE SERVICE **None**BORN **5/23/98** in **Tijuana, MEX**RESIDES **Tijuana, MEX**CONTRACT STATUS **Signed through 2022**SIGNING SCOUT **Eddie Diaz (Rays)**ACQUIRED **Signed as a free agent, 7/2/15**

## 2021 SEASON

- Enjoyed a breakout season to win the Double-A South Most Valuable Player Award...named MVP for Double-A Montgomery by the Rays Baseball Operations department...led Double-A South with a .325 avg., .410 OBP and .540 SLG.
- Split the season between High-A Bowling Green and Montgomery, earning a June 1 promotion... hit .331/.419/.543 (115-for-348) with 14 HR and 65 RBI in 102 games between the two levels.
- Named to the Double-A South postseason All-Star Team...ranked 6th in the league with 58 RBI, 8th with 89 hits and 9th with 19 2B.
- Tied for 3rd among Rays minor leaguers with 5 3B...ranked 6th with 73 runs and 115 hits and tied for 6th with 22 2B between the two levels.
- Named to the Rays Organizational All-Star Team by MLB.com.
- Ranked by *Baseball America* as the No. 20 prospect in the Rays system and No. 10 prospect in Double-A South following the season.

- Played for the Yaquits de Obregon in the Mexican Winter League for a fifth straight year...hit .285 (33-for-116) with 2 HR and 9 RBI in 41 games.

## CAREER HIGHLIGHTS

- In **2020**, was not part of the Rays 60-man player pool and did not play following the cancellation of the minor league season.
- Split the **2019** season between Class-A Charlotte and Class-A Bowling Green, and played 2 games with the GCL Rays on a rehab assignment...hit .272/.359/.383 (64-for-235) with 3 HR and 35 RBI.
- Missed two weeks in June (right wrist sprain).
- Split the **2018** season between Rookie-level Princeton and Short-A Hudson Valley, with an Aug 25 promotion...hit .269/.337/.391 (42-for-156) with 1 HR and 29 RBI in 45 games.

## CAREER BATTING

YEAR	CLUB	AVG	G	AB	R	H	2B	3B	HR	RBI	SH	SF	HB	BB-I	SO	SB	CS	GDP	OBP	SLG	
2016	DSL Rays 1	.257	49	175	23	45	6	5	1	17	2	1	7	17-0	32	5	4	1	.345	.366	
2017	Princeton	.000	1	4	0	0	0	0	0	0	0	0	0	0-0	3	0	0	0	.000	.000	
	GCL Rays	.293	49	174	24	51	9	1	0	15	0	2	3	14-0	28	14	4	4	.352	.356	
2018	Princeton	.286	36	126	24	36	8	4	1	25	0	2	3	12-0	18	0	1	4	.357	.437	
	Hudson Valley	.200	9	30	2	6	0	0	0	4	0	0	0	2-0	2	0	0	0	.250	.200	
2019	Charlotte	.235	5	17	3	4	0	0	0	0	0	0	0	2-0	1	0	0	2	.316	.235	
	GCL Rays	.286	2	7	1	2	0	0	0	0	0	1	1-0	1	0	0	0	.444	.286		
	Bowling Green	.275	59	211	28	58	13	2	3	35	0	4	0	30-1	43	1	1	5	.359	.398	
2020																					
Did Not Play																					
2021	Bowling Green	.351	21	74	20	26	3	0	4	7	0	1	5	9-0	13	1	0	1	.449	.554	
	Montgomery	.325	79	274	53	89	19	5	10	58	0	5	10	33-0	63	4	2	5	.410	.540	
<b>Minor League Totals</b>		<b>.290</b>	<b>310</b>	<b>1092</b>	<b>178</b>	<b>317</b>	<b>58</b>	<b>17</b>	<b>19</b>	<b>161</b>	<b>2</b>	<b>15</b>	<b>29</b>	<b>120-1</b>	<b>204</b>	<b>25</b>	<b>12</b>	<b>22</b>	<b>.371</b>	<b>.427</b>	

1: Signed by the Tampa Bay Rays as a free agent, July 2, 2015...signed by Eddie Diaz.



56

OUTFIELDER

# RANDY AROZARENA

Randy Arozarena Gonzalez (ah-row-sah-RAY-nah)



BATS **RIGHT**

THROWS **RIGHT**

HEIGHT **5'11"**

WEIGHT **205**

OPENING DAY AGE **27**

MAJOR LEAGUE SERVICE **1 year, 129 days**

BORN **2/28/95 in Havana, Cuba**

RESIDES **Tijuana, MEX**

CONTRACT STATUS **Signed through 2022**

SIGNING SCOUT **Ramon Garcia (Cardinals)**

ACQUIRED **From the St. Louis Cardinals along with OF José Martínez and a Competitive Balance Round A draft selection in exchange for LH Matthew Liberatore, C Edgardo Rodriguez and a Competitive Balance Round B draft selection, 1/9/20**

## 2021 SEASON

- Named AL Rookie of the Year by the BBWAA, receiving 22 of 30 first-place votes...became the fourth player in Rays history to win it, joining OF Wil Myers in 2013, RH Jeremy Hellickson in 2011 and 3B Evan Longoria in 2008.
- Was the sixth AL left fielder to win the Rookie of the Year Award, joining MIN Marty Cordova in 1995, OAK José Canseco in 1986, CLE Joe Charboneau in 1980, BAL Al Bumbry in 1973 and KC Lou Piniella in 1969.
- Voted the club's Outstanding Rookie by the Tampa Bay Chapter of the BBWAA.
- Was one of nine outfield finalists for three AL Silver Slugger Awards, won by TOR Teoscar Hernández, NYY Aaron Judge and BAL Cedric Mullins...was one of three finalists for the Rawlings AL Gold Glove Award for left field, won by KC Andrew Benintendi.

### 2021 A.L. ROOKIE OF THE YEAR BALLOTING

	1ST	2ND	3RD	PTS
<b>Randy Arozarena, TB</b>	<b>22</b>	<b>4</b>	<b>2</b>	<b>124</b>
Luis García, HOU	2	15	8	63
Wander Franco, TB	2	5	5	30
Adolis García, TEX	3	1	9	27
Emmanuel Clase, CLE	1	2		11
Ryan Mountcastle, BAL		2	4	10
Shane Bieber, TB		1		3
Alek Manoah, TOR			2	2

- Finished the season with 20 HR and 20 SB, the first 20/20 rookie in Rays history and third Ray overall, joining Tommy Pham in 2019 and B.J. Upton in 2012, 2011 and 2007...joined BOS Andrew Benintendi in 2017 and LAA Mike

Trout in 2012 as the only rookies in the last 10 seasons to reach both 20 HR and 20 SB.

- Became the 11th rookie with a 20/20 season since Major League Baseball defined rookie status in 1958, a list which now includes six Rookie of the Year winners: Arozarena, LAA Mike Trout in 2012, KC Carlos Beltrán in 1999, BOS Nomar Garciaparra in 1997, MIN Marty Cordova in 1995 and CHW Tommie Agee in 1966.
- Tied for 7th among major league rookies and tied for 5th among AL rookies with 20 HR...led major league rookies with 145 hits and a .274 avg., and led AL rookies with 94 runs, 32 2B, 56 BB, 20 SB, a .356 OBP and .815 OPS...ranked 4th among AL rookies with 69 RBI.
- His 20 HR ranked 3rd in club history among rookies behind Evan Longoria (27) in 2008 and Jonny Gomes (21) in 2005...his 94 runs were a Rays rookie record and his 55 XBH ranked 2nd among rookies behind Longoria (60) in 2008.
- Was the fourth Rays rookie to reach double-digits in homers and steals before the All-Star break, joining Steven Souza Jr. in 2015, Delmon Young in 2007 and Rocco Baldelli in 2003.
- Hit safely in each of his 13 games against the Orioles, batting .448 (26-for-58) with 8 HR and 19 RBI...the 8 HR passed Ben Zobrist (7) in 2009 for a single-season club record against them.
- Made his first career Opening Day roster and started in right field.
- Named the Play of the Week Award winner for April 5-11, becoming the first Rays player to accomplish the feat since the award was introduced in 2019...with 2-on, 0-out in the 4th inning on April 5 at BOS, ranged to deep right-center field before making a fully-ex-



tended diving catch to take away an extra-base hit from Hunter Renfroe.

- ◆ On May 19 at BAL, homered in the 5th and 7th innings, doubled in the 8th and robbed at least an extra-base hit and possibly a home run in the 6th...it marked the first time the Rays got a multi-HR game out of the leadoff spot in the order since Travis d'Arnaud hit 3 HR on July 15, 2019 at NYY, which included a go-ahead, 3-run shot off Aroldis Chapman in the 9th inning.
- ◆ On May 19-20 at BAL, became the second Ray with back-to-back games of 4 RBI, joining Evan Longoria from April 30-May 1, 2009 vs. BOS.
- ◆ On June 13 vs. BAL, hit his first grand slam... became the sixth Rays rookie to hit a grand slam, first since Joey Butler on Oct 4, 2015 vs. TOR.
- ◆ On July 21 vs. BAL, homered in the 1st and 5th innings for the fourth multi-HR game of his career...sent the second pitch of the 1st out to left field for the first leadoff homer of his career.
- ◆ His daughter, Alaia, was born on Sep 8 while he was on the paternity list.
- ◆ Reached base safely in 14 consecutive games to end the season, with a .424 OBP over that span.
- ◆ **POSTSEASON:** Reached in nine of 19 PA and reached base at least twice in all 4 games.
- ◆ In Game 1 vs. BOS, became the first player in postseason history to hit a home run and steal home in the same game...hit a solo homer off Nick Pivetta leading off the 5th inning and stole home off Josh Taylor in the 7th.

## CAREER HIGHLIGHTS

- ◆ His 11 postseason homers are tied for 28th all-time despite being tied for 310th with 110 post-season plate appearances.
- ◆ In 2020, appeared in 23 games and made 17 starts (12-LF, 4-DH, 1-RF) after his Aug 30 recall, when 1B/DH José Martínez was traded to the Cubs...from the date of his recall through season's end, ranked 3rd among AL rookies with 7 HR and 15 runs and tied for 3rd with 4 SB.
- ◆ Was on the alternate training site COVID-19 Related IL/Rehab from July 22-Aug 29.
- ◆ Hit all 7 HR in September, which led the team and tied for 7th in the AL...fell 4 PA shy of qualifying in September, but his .678 SLG would have ranked 3rd in the AL and his 1.055 OPS would have ranked 4th...also led the team in September with 14 runs and 11 RBI (tied with Nate Lowe).
- ◆ Hit .400 (8-for-20) with 4 HR vs. LHP.
- ◆ Hit 4 HR in his first 16 AB with the Rays and was the first player in club history with 4 HR in

his first 16 AB of a season, passing Steven Souza Jr. (3) in 2016, Sean Rodríguez (3) in 2014, Evan Longoria (3) in 2009 and Jorge Cantú (3) in 2005.

- ◆ He also became the first player in franchise history to hit 4 HR in his first 16 career at-bats with the Rays, passing in-season acquisitions Lucas Duda (3) in 2017 and Chris Gomez (3) in 2001.
- ◆ Recorded a pair of multi-HR games, both in a span of 15 games, on Sep 6 vs. MIA and Sep 23 at NYM...became the fastest in club history with a pair of multi-HR games, coming in his 25th and 39th career games...broke the mark previously held by Curt Casali (49th and 50th career games).
- ◆ On Aug 30 at MIA, was recalled from the alternate training site and made his Rays debut as a defensive replacement in left field.
- ◆ On Aug 31 at NYY, made his first start with the Rays and started out of the leadoff spot for the first time in his career...recorded his first hit as a Ray, a 6th-inning single off Nick Nelson, and stole second base with 2 outs in the inning.
- ◆ On Sep 2 at NYY, hit his first homer as a Ray, against Jordan Montgomery in the 1st inning.
- ◆ On Sep 6 vs. MIA, hit solo homers in the 1st and 6th innings for his first career multi-HR game... became the fourth Cuban-born player with a multi-HR game for the Rays, joining Yandy Díaz, Yunel Escobar and José Canseco (twice).
- ◆ In the season finale on Sep 27 vs. PHI, was originally written into the starting lineup at second base, which would have been his debut in the infield...a late lineup change (sore foot for Manuel Margot) forced him back to the outfield.
- ◆ Ranked by *Baseball America* as the No. 17 overall prospect in the minors following the season... was the No. 2 prospect in the Rays system.
- ◆ **POSTSEASON:** Enjoyed a historic postseason, batting .377/.442/.831 (29-for-77) with 10 HR and 14 RBI in 20 games (all starts) and setting major league records for a single postseason in home runs, hits, extra-base hits (14, tied) and total bases (64)...the previous record was 8 HR by TEX Nelson Cruz in 2011, HOU Carlos Beltrán in 2004 and SF Barry Bonds in 2002.
- ◆ Hit 3 HR in the ALDS, 4 HR in the ALCS and 3 HR in the World Series, tying the major league record for most career postseason series with 3 HR (or more)...joined Babe Ruth, Mickey Mantle, Carlos Beltrán and José Altuve.
- ◆ Recorded five 3-hit games, passing HOU José Altuve in 2017, STL Albert Pujols in 2004, SEA Edgar Martínez in 1995 and SEA Jay Buhner in 1995 for the most in a single postseason.



- Homered in Games 1-3 of the ALDS against the Yankees...became the third Ray to homer in three consecutive postseason games, joining Evan Longoria (4) in 2008 and Carlos Peña (3) in 2008.
- Named Most Valuable Player of the ALCS, the first rookie position player to win MVP of a League Championship Series or World Series...only three other rookies (all pitchers) had been named MVP of a League Championship Series: BAL Mike Boddicker (1983), FLA Liván Hernández (1997) and STL Michael Wacha (2013).
- In Game 7 vs. HOU, became the first Rays rookie to homer in a "winner take all" game and became the first major league rookie with a go-ahead homer in a Game 7 since FLA Miguel Cabrera in the 2003 NLCS at CHC.
- Became the second rookie in major league history to hit 3 HR in a World Series, joining NYY Charlie Keller (3) in 1939...recorded at least 1 RBI in Games 3-6 of the World Series and became the first rookie in major league history to do so in four consecutive World Series games.

## ALL-TIME MLB RANKS, SINGLE POSTSEASON

### HOME RUNS

<b>Randy Arozarena, TB</b>	<b>2020</b>	<b>10</b>
Corey Seager, LAD	2020	8
Nelson Cruz, TEX	2011	8
Carlos Beltrán, HOU	2004	8
Barry Bonds, SF	2002	8

### HITS

<b>Randy Arozarena, TB</b>	<b>2020</b>	<b>29</b>
Pablo Sandoval, SF	2014	26

### EXTRA-BASE HITS

<b>Randy Arozarena, TB</b>	<b>2020</b>	<b>14</b>
David Freese, STL	2011	14

### TOTAL BASES

<b>Randy Arozarena, TB</b>	<b>2020</b>	<b>64</b>
David Freese, STL	2011	50
Corey Seager, LAD	2020	50

- In 2019, appeared in 19 games and made 4 starts, all in center field, over two stints with the Cardinals, his first career major league action.
- Selected from Triple-A Memphis on Aug 13 and made his major league debut the next night at KC, going 2-for-4 including a bases-loaded, RBI single off Kevin McCarthy in the 7th inning for his first career hit...optioned on Aug 19.
- Recalled on Sep 3 and remained on the active roster through the end of the season.
- Appeared in 16 of the Cardinals final 24 games...in addition to 2 starts over that span, was used

as a pinch-hitter three times, pinch-runner six times and defensive replacement five times.

- On Sep 25 at ARI, hit a solo shot off Merrill Kelly in the 6th inning for his first career homer.
- Combined for 92 games between Double-A Springfield and Memphis, batting .344/.431/.571 (118-for-343) with 15 HR, 53 RBI and 17 SB...his 15 HR tied for 5th among Cardinals minor leaguers...ranked 4th with 44 XBH, 5th with 196 total bases and 7th with 17 SB.
- Missed the start of the season with a right hand fracture...made his season debut on May 11.
- Hit for the cycle on July 26 at Oklahoma City (Dodgers)...completed the feat with a 2-run triple in the 5th inning...joined Luke Voit in 2018 and Mark Little in 2000 as the only Memphis players to ever hit for the cycle.
- Named the Cardinals Minor League Hitter of the Month for both June and July, batting .376/.453/.600 (77-for-205) over that stretch.
- Named to the Cardinals Organizational All-Star Team by MLB.com...named a Triple-A All-Star by *Baseball America*.
- **POSTSEASON:** Was used four times as a pinch-hitter and once as a defensive replacement...became the third Cuban-born player to appear in a postseason game for the Cardinals, joining Eli Marrero and Tony Fossas.
- Acquired by the Rays on Jan 9, 2020...at the time of the trade, ranked by *Baseball America* as the No. 10 prospect in the Cardinals system.
- In 2018, hit .274/.359/.433 (98-for-358) with 12 HR, 49 RBI and 26 SB in 113 games between Memphis and Springfield...spent multiple stints with each club, but rejoined Memphis on Aug 1 and stayed there through season's end...his 26 SB ranked 4th among Cardinals minor leaguers.
- Hit a grand slam on May 5 vs. Tulsa (Dodgers) in his first game after his transfer to Springfield...went 4-for-4 with 2 HR and 4 RBI on July 18 vs. Northwest Arkansas (Royals).
- Played for the World team in the Futures Game in July at Nationals Park...entered in the 7th inning and reached on an error in his only at-bat.
- Hit .348/.464/.652 (8-for-23) with 2 HR and 7 RBI in the Pacific Coast League postseason, helping Memphis win the league championship.
- As the cleanup hitter, went 3-for-4 with 2 2B and 2 RBI in a 14-4 win over Durham in the Triple-A National Championship Game.
- Played 64 games for the Mayos de Navojoa in the Mexican Winter League, batting .292 (.76-for-260) with 25 2B, 14 HR and 37 RBI.



- ♦ Ranked by *Baseball America* as the No. 17 prospect in the Cardinals system following the season.
- ♦ Split the **2017** season between Class-A Palm Beach and Springfield...hit .266/.346/.437 (114-for-428) with 11 HR, 49 RBI and 18 SB.
- ♦ Tied for 2nd among Cardinals minor leaguers with 32 2B and ranked 3rd with 47 XBH.
- ♦ Named to the Florida State League midseason All-Star Team.
- ♦ Named the Cardinals Minor League Hitter of the Month for May, batting .296 (32-for-108) with 9 2B, 3 HR and 15 RBI in 28 games.
- ♦ Named FSL Player of the Week for June 5-11...ended the week with homers in three consecutive games, including his first professional grand slam on June 11 at Daytona (Reds).
- ♦ Played 51 games for Navojoa in the Mexican Winter League, leading the team with 13 HR.
- ♦ Ranked by *Baseball America* as the No. 11 prospect in the Cardinals system following the season.
- ♦ In **2016**, played 5 games for the Toros de Tijuana in the Mexican League...signed with the Cardinals on Aug 1...transitioned to center field during winter ball, playing 51 games for Navojoa.
- ♦ Ranked by *Baseball America* as the No. 12 prospect in the Cardinals system following the season.

## AMATEUR CAREER

- ♦ Played two seasons for Pinar del Rio in the Cuban National Series...defected from Cuba to Mexico toward the end of 2014.
- ♦ Earned a spot on Cuba's National Team for the 2013 18U Baseball World Cup in Taichung, Taiwan...ranked 2nd on the team in on-base pct. during the tournament behind Yoán Moncada.

## PERSONAL & MISC.

- ♦ Randy played two years of professional baseball in Cuba, where he earned the nickname *El Cohete Cubano*, or "The Cuban Rocket," for his lightning speed...he earned \$4 a month during his first season (later \$38) and at age 19 led Pinar del Rio in stolen bases...he was left off the roster for the 2015 Caribbean Series out of concern that he would defect...he defected to Mexico later that same year, prompted in part by the passing of his father in 2014.
- ♦ Soccer was his first love...his younger brother, Raiko, is a professional goalkeeper who signed with the USL's Tampa Bay Rowdies prior to the

2021 season after playing three seasons for Mexican clubs, most recently for the *Cafetaleros de Chiapas* (The Coffee Growers)...the two originally began playing the opposite sport and switched paths professionally...Randy's baseball career didn't begin until his soccer coach dropped him off at a baseball practice to help a local team short on players.

- ♦ Randy battled a prolonged COVID-19 diagnosis in the early part of the 2020 season which prevented him from participating in baseball activities with the team...to stay fit, he crafted a home fitness regimen of 300 push-ups a day and three square meals of chicken and rice...the result was 15 pounds of added muscle.

## CAREER HIGHS

HITS	RUNS
4, 2x-last 8/17/21 vs. BAL	3, 5x-last 9/4/21 vs. MIN
HITTING STREAK	WALKS
12G, 6/3/21 - 6/17/21	3, 5/21/21 at TOR
HOME RUNS	STRIKEOUTS
2, 4x-last 7/21/21 vs. BAL	4, 6/2/21 at NYY
RBI	STOLEN BASES
4, 3x-last 6/13/21 vs. BAL	2, 10/2/21 at NYY

## HOME RUN HIGHLIGHTS

MULTI-HR GAMES (4)
2 - 7/21/21 vs. BAL; 5/19/21 at BAL; 9/23/20 at NYM; 9/6/20 vs. MIA
LEADOFF (2)
8/3/21 vs. SEA (Yusei Kikuchi); 7/21/21 vs. BAL (Bruce Zimmerman)
GRAND SLAMS (1)
6/13/21 vs. BAL (Cesar Valdez)



## CAREER BATTING

YEAR	CLUB	AVG	G	AB	R	H	2B	3B	HR	RBI	SH	SF	HB	BB-I	SO	SB	CS	GDP	OBP	SLG
2013	Pinar del Rio (Cuba)	.077	19	13	6	1	0	0	0	0	1	0	0	6-0	3	0	1	0	.368	.077
2014	Pinar del Rio (Cuba)	.291	74	227	49	66	12	4	3	24	6	3	13	36-1	37	15	6	4	.412	.419
2015														Did Not Play						
2016	Tijuana (MEX)	.100	5	20	3	2	1	0	0	0	0	0	0	2-0	3	0	0	1	.182	.150
2017	Palm Beach	.275	70	265	38	73	22	3	8	40	1	4	12	13-0	53	10	4	3	.333	.472
	Springfield	.252	51	163	34	41	10	1	3	9	1	1	3	27-0	34	8	3	8	.366	.380
2018	Memphis	.232	89	267	42	62	16	0	5	28	3	2	11	28-1	59	17	5	6	.328	.348
	Springfield	.396	24	91	22	36	5	0	7	21	1	0	4	6-0	25	9	3	1	.455	.681
2019	Springfield	.309	28	97	14	30	7	2	3	15	0	0	6	13-2	23	8	5	4	.422	.515
	Memphis	.358	64	246	51	88	18	2	12	38	0	2	11	24-0	48	9	7	5	.435	.593
	St. Louis	.300	19	20	4	6	1	0	1	2	0	0	1	2-0	4	2	1	0	.391	.500
2020	Tampa Bay	.281	23	64	15	18	2	0	7	11	0	1	5	6-0	22	4	0	2	.382	.641
2021	Tampa Bay	.274	141	529	94	145	32	3	20	69	0	5	14	56-4	170	20	10	9	.356	.459
<b>Minor League Totals</b>		<b>.292</b>	<b>326</b>	<b>1129</b>	<b>201</b>	<b>330</b>	<b>78</b>	<b>8</b>	<b>38</b>	<b>151</b>	<b>6</b>	<b>9</b>	<b>47</b>	<b>111-3</b>	<b>242</b>	<b>61</b>	<b>27</b>	<b>27</b>	<b>.377</b>	<b>.477</b>
<b>Rays Totals</b>		<b>.275</b>	<b>164</b>	<b>593</b>	<b>109</b>	<b>163</b>	<b>34</b>	<b>3</b>	<b>27</b>	<b>80</b>	<b>0</b>	<b>6</b>	<b>19</b>	<b>62-4</b>	<b>192</b>	<b>24</b>	<b>10</b>	<b>11</b>	<b>.359</b>	<b>.479</b>
<b>Major League Totals</b>		<b>.276</b>	<b>183</b>	<b>613</b>	<b>113</b>	<b>169</b>	<b>35</b>	<b>3</b>	<b>28</b>	<b>82</b>	<b>0</b>	<b>6</b>	<b>20</b>	<b>64-4</b>	<b>196</b>	<b>26</b>	<b>11</b>	<b>11</b>	<b>.360</b>	<b>.480</b>
<b>Cuban Nat'l. Series</b>		<b>.279</b>	<b>93</b>	<b>240</b>	<b>55</b>	<b>67</b>	<b>12</b>	<b>4</b>	<b>3</b>	<b>24</b>	<b>7</b>	<b>3</b>	<b>13</b>	<b>42-1</b>	<b>40</b>	<b>15</b>	<b>7</b>	<b>4</b>	<b>.409</b>	<b>.400</b>
<b>Mexican League Totals</b>		<b>.100</b>	<b>5</b>	<b>20</b>	<b>3</b>	<b>2</b>	<b>1</b>	<b>0</b>	<b>0</b>	<b>0</b>	<b>0</b>	<b>0</b>	<b>0</b>	<b>2-0</b>	<b>3</b>	<b>0</b>	<b>0</b>	<b>1</b>	<b>.182</b>	<b>.150</b>

1: Signed by the St. Louis Cardinals as a free agent, August 1, 2016...signed by Ramon Garcia. 2: Acquired by the Tampa Bay Rays along with OF José Martínez and a Competitive Balance Round A draft selection from St. Louis in exchange for LH Matthew Liberatore, C Edgardo Rodríguez and a Competitive Balance Round B draft selection, January 9, 2020.

## CAREER FIELDING

YEAR	POSITION	PCT	G	PO	A	E	TC	DP
2019	Right Field	1.000	6	4	0	0	4	0
	Center Field	1.000	5	7	1	0	8	0
	Left Field	-	1	0	0	0	0	0
2020	Left Field	1.000	14	14	1	0	15	1
	Right Field	-	3	0	0	0	0	0
	Center Field	1.000	2	3	0	0	3	0
2021	Left Field	.991	81	109	4	1	114	1
	Right Field	1.000	53	98	1	0	99	0
	Center Field	-	1	0	0	0	0	0
<b>Totals</b>	<b>Left Field</b>	<b>.992</b>	<b>96</b>	<b>123</b>	<b>5</b>	<b>1</b>	<b>129</b>	<b>2</b>
	<b>Right Field</b>	<b>1.000</b>	<b>62</b>	<b>102</b>	<b>1</b>	<b>0</b>	<b>103</b>	<b>0</b>
	<b>Center Field</b>	<b>1.000</b>	<b>8</b>	<b>10</b>	<b>1</b>	<b>0</b>	<b>11</b>	<b>0</b>

## POSTSEASON BATTING

YEAR	SERIES	CLUB	AVG	G	AB	R	H	2B	3B	HR	RBI	SH	SF	HB	BB-I	SO	SB	CS	GDP	OBP	SLG
2019	NLDS	STL vs. ATL	.000	3	3	0	0	0	0	0	0	0	0	0	0-0	2	0	0	0	.000	.000
	NLCS	STL vs. WSH	.000	2	1	0	0	0	0	0	0	0	0	0	0-0	1	0	0	0	.500	.000
2020	ALWC	TB vs. TOR	.500	2	8	3	4	2	1	0	1	0	0	0	1-0	1	0	1	0	.556	1.000
	ALDS	TB vs. NYY	.421	5	19	5	8	0	0	3	3	0	0	1	1-0	4	0	0	0	.476	.895
	ALCS	TB vs. HOU	.321	7	28	6	9	1	0	4	6	0	0	1	2-1	10	1	0	0	.367	.786
	WS	TB vs. LAD	.364	6	22	5	8	0	0	3	4	0	0	0	4-1	4	0	1	2	.462	.773
2021	ALDS	TB vs. BOS	.333	4	15	4	5	1	0	1	3	0	0	0	4-0	4	2	0	0	.474	.600
<b>Postseason Totals</b>			<b>.354</b>	<b>29</b>	<b>96</b>	<b>23</b>	<b>34</b>	<b>4</b>	<b>1</b>	<b>11</b>	<b>17</b>	<b>0</b>	<b>0</b>	<b>2</b>	<b>12-2</b>	<b>26</b>	<b>3</b>	<b>2</b>	<b>2</b>	<b>.436</b>	<b>.760</b>

## LEFT-RIGHT BREAKDOWN

	2021					CAREER				
	AVG	AB	H	HR	RBI	AVG	AB	H	HR	RBI
vs. Left	.302	202	61	10	22	.311	225	70	14	27
vs. Right	.257	327	84	10	47	.255	388	99	14	55



11

RIGHT-HANDED PITCHER

# SHANE BAZ

Shane Austin Baz (BAHZ)

BATS **RIGHT**THROWS **RIGHT**HEIGHT **6'3"**WEIGHT **190**OPENING DAY AGE **22**MAJOR LEAGUE SERVICE **14 days**BORN **6/17/99** in **Houston, TX**RESIDES **Cypress, TX**CONTRACT STATUS **Signed through 2022**SIGNING SCOUT **Wayne Mathis (Pirates)**

ACQUIRED **From the Pittsburgh Pirates (as a player to be named, 8/14/18) along with RH Tyler Glasnow and OF Austin Meadows in exchange for RH Chris Archer, 7/31/18**

## 2021 SEASON

- Selected on Sep 20 from Triple-A Durham and finished the season in the Rays rotation.
- On Sep 20 vs. TOR, made his major league debut at 22 years, 95 days and became the 3rd-youngest Ray to start and win his major league debut behind Scott Kazmir (20.212) on Aug 23, 2004 at SEA and Joe Kennedy (22.013) on June 6, 2001 at TOR...78.5 pct. (51 of 65) of his pitches were strikes, the highest for a starting pitcher in his major league debut since pitches were first tracked in 1988, according to Stats LLC...his only hits allowed in 5 IP were solo homers to Teoscar Hernández and Lourdes Gurriel Jr. ...became the third Rays pitcher to go 5 IP (or more) and allow 2 hits (or fewer) in his debut, joining Brendan McKay on June 29, 2019 vs. TEX and Blake Snell on April 23, 2016 at NYY.
- On Sep 26 vs. MIA, pitched 5.2 scoreless innings and improved to 2-0 to begin his major league career...joined Jeremy Hellickson in 2010 as the only Rays pitchers to start their major league career with back-to-back outings of 5 IP (or more) and 3 hits (or fewer)...recorded 9 SO, the most for a Rays pitcher within one of the first 2 apps of his career since Wade Davis (9) on Sep 6, 2009 vs. DET...at 22 years, 101 days, he became the youngest Rays pitcher with 9 SO (or more) since Matt Moore (22.096) on Sep 22, 2011 at NYY (11).
- Named Minor League Pitcher of the Year by the Rays Baseball Operations department...went 5-4 with a 2.06 ERA (78.2-IP, 18-ER) and 113 SO in 17 starts between two levels...began the season with Montgomery and made 7 starts there before earning a June 15 promotion to Durham...tied for 5th among Rays minor leaguers in strikeouts...at the time of his Sep 20 call up, led Triple-A East with a 1.76 ERA (min. 10 starts).
- Min. 70 IP, led minor league pitchers with a 8.69 SO/BB ratio...ranked 6th among Rays minor leaguers in strikeouts.
- Named the organization's Minor League Pitcher of the Month for June, going 3-0 with a 0.93 ERA (29-IP, 3-ER) and 42 SO in 6 starts between two levels...pitched five perfect innings on June 9 vs. Birmingham, his last start before receiving a promotion to Durham.
- Made the AL Team for the All-Star Futures Game, his first career selection, pitching a perfect 2nd inning with a pair of strikeouts.
- Pitched for Team USA in the 2020 Tokyo Olympics (July 30-Aug 7, 2021) and won a silver medal...named to the U.S. Team roster on July 2, along with then-Bulls teammate Joe Ryan and future Rays teammate David Robertson...started against Japan in Game 1 of the modified double elimination bracket, his only Olympic appearance, and yielded 5 hits, 2 runs and 3 BB in 2.2 IP of a no decision...Team USA lost, 7-6, on a walk-off single in the 10th inning before defeating the Dominican Republic in the repechage and South Korea in the semifinals to advance to the Gold Medal Game, where they again lost to Japan, 2-0.
- Ranked by *Baseball America* as the No. 8 overall prospect in the minors following the season...was the No. 1 prospect in the Rays system...the publication also tabbed him as having the Best Fastball in the organization for a third consecutive year and Best Slider in the organization for a fourth consecutive year.
- POSTSEASON:** Started Game 2 of the ALDS vs. BOS and took no decision, yielding 3 runs in 2.1 IP including a solo homer to Xander Bogaerts, his last batter faced.
- Became the second pitcher in major league history to start a postseason game with three (or





fewer) career regular season appearances up to that point, joining TB Matt Moore in Game 1 of the 2011 ALDS at TEX...was the 2nd-youngest pitcher in postseason history to start against the Red Sox behind 21-year-old NYM Dwight Gooden in the 1986 World Series.

## CAREER HIGHLIGHTS

- ◆ In **2020**, was part of the Rays 60-man player pool and spent the summer at the alternate training site in Port Charlotte.
- ◆ Ranked by *Baseball America* as the No. 6 prospect in the Rays system following the season.
- ◆ In **2019**, made 17 starts for Class-A Bowling Green in his first full season in the Rays system.
- ◆ Made 8 apps (1 start) for the Salt River Rafters in the Arizona Fall League, and named to the AFL Rising Stars Game.

- ◆ Ranked by *Baseball America* as the No. 71 overall prospect in the minors following the season... was the No. 5 prospect in the Rays system.
- ◆ In **2018**, acquired from the Pirates as the player to be named from the July 31 trade involving Chris Archer.
- ◆ At the time of the trade, was ranked by *Baseball America* as the No. 4 prospect in the Pirates system...ranked by the publication as the No. 11 prospect in the Rays system following the season.

## AMATEUR CAREER

- ◆ Selected by the Pirates in the first round (12th overall) of the 2017 Amateur Draft out of Concordia Lutheran (Texas) High School...committed to pitch at Texas Christian University before signing with the Pirates.



TYLER SCHANK / TAMPA BAY RAYS



## CAREER PITCHING

YEAR	CLUB	W	L	ERA	G	GS	CG	SHO	SV	IP	H	R	ER	HR	HB	BB-I	SO	WP	BK
2017	GCL Pirates	0	3	3.80	10	10	0	0	0	23.2	26	12	10	2	1	14-0	19	5	0
2018	Bristol	4	3	3.97	10	10	0	0	0	45.1	45	23	20	2	3	23-0	54	11	1
	Princeton	0	2	7.71	2	2	0	0	0	7.0	11	7	6	1	1	6-0	5	1	0
2019	Bowling Green	3	2	2.99	17	17	0	0	0	81.1	63	30	27	5	5	37-0	87	10	0
2020		Did Not Pitch																	
2021	Montgomery	2	4	2.48	7	7	0	0	0	32.2	22	9	9	3	2	2-0	49	1	0
	Durham	3	0	1.76	10	10	0	0	0	46.0	28	10	9	6	5	11-0	64	2	0
	<b>Tampa Bay</b>	<b>2</b>	<b>0</b>	<b>2.03</b>	<b>3</b>	<b>3</b>	<b>0</b>	<b>0</b>	<b>0</b>	<b>13.1</b>	<b>6</b>	<b>3</b>	<b>3</b>	<b>3</b>	<b>0</b>	<b>3-0</b>	<b>18</b>	<b>1</b>	<b>0</b>
<b>Minor League Totals</b>		<b>12</b>	<b>14</b>	<b>3.09</b>	<b>56</b>	<b>56</b>	<b>0</b>	<b>0</b>	<b>0</b>	<b>236.0</b>	<b>195</b>	<b>91</b>	<b>81</b>	<b>19</b>	<b>17</b>	<b>93-0</b>	<b>278</b>	<b>30</b>	<b>1</b>
<b>Major League Totals</b>		<b>2</b>	<b>0</b>	<b>2.03</b>	<b>3</b>	<b>3</b>	<b>0</b>	<b>0</b>	<b>0</b>	<b>13.1</b>	<b>6</b>	<b>3</b>	<b>3</b>	<b>3</b>	<b>0</b>	<b>3-0</b>	<b>18</b>	<b>1</b>	<b>0</b>

1: Selected by the Pittsburgh Pirates in the first round (12th overall) of the 2017 Amateur Draft...signed by Wayne Mathis. 2: Acquired by the Tampa Bay Rays (as a player to be named, August 14, 2018) along with RH Tyler Glasnow and OF Austin Meadows from Pittsburgh in exchange for RH Chris Archer, July 31, 2018.

## CAREER FIELDING

YEAR	POSITION	PCT	G	PO	A	E	TC	DP
2021	Pitcher	-	3	0	0	0	0	0

## POSTSEASON PITCHING

YEAR	SERIES	CLUB	W	L	ERA	G	GS	CG	SHO	SV	IP	H	R	ER	HR	HB	BB-I	SO	WP	BK
2021	ALDS	TB vs. BOS	0	0	11.57	1	1	0	0	0	2.1	6	3	3	1	0	1-0	2	0	0

## LEFT-RIGHT BREAKDOWN

	2021				CAREER			
	AVG	AB	H	HR	AVG	AB	H	HR
vs. Left	.250	16	4	1	.250	16	4	1
vs. Right	.067	30	2	2	.067	30	2	2

### DID YOU KNOW?

## RAYS TO WIN THEIR MAJOR LEAGUE DEBUT

Rolando Arrojo	April 1, 1998 vs. DET (start)
Mickey Callaway	June 12, 1999 at MTL (start)
Joe Kennedy	June 6, 2001 at TOR (start)
Seth McClung	March 31, 2003 vs. BOS (relief)
Doug Waechter	Aug 27, 2003 vs. SEA (relief)
Scott Kazmir	Aug 23, 2004 at SEA (start)
Jeff Niemann	April 13, 2008 vs. BAL (start)
Jeremy Hellickson	Aug 2, 2010 vs. MIN (start)
Alex Colomé	May 30, 2013 at MIA (start)
Andrew Bellatti	May 9, 2015 vs. TEX (relief)
Jake Faria	June 7, 2017 vs. CHW (start)
Brendan McKay	June 29, 2019 vs. TEX (start)
Josh Fleming	Aug 23, 2020 vs. TOR (start)
Shane Baz	Sep 20, 2021 vs. TOR (start)

| TB |



**68****LEFT-HANDED PITCHER**

# JALEN BEEKS

**Jalen Christopher Beeks****BATS LEFT****THROWS LEFT****HEIGHT 5'11"****WEIGHT 210**OPENING DAY AGE **28**MAJOR LEAGUE SERVICE **3 years, 70 days**BORN **7/10/93 in Fayetteville, AR**RESIDES **Prairie Grove, AR**CONTRACT STATUS **Signed through 2022**SIGNING SCOUT **Chris Mears (Red Sox)**ACQUIRED **From the Boston Red Sox in exchange for RH Nathan Eovaldi, 7/25/18**

## 2021 SEASON

- Missed the entire season recovering from Tommy John surgery.

## CAREER HIGHLIGHTS

- Underwent Tommy John surgery on Sep 2, 2020, performed by Dr. Keith Meister in Arlington, Texas...returned home to Arkansas to begin his initial phases of rehab.
- Placed on the 45-day IL on Aug 26...at the time of the injury, his 19.1 IP led major league relievers and his 26 SO ranked 2nd among relievers behind CLE James Karinchak (31).
- Recorded 4 outs (or more) in nine of his 12 apps and went 2 IP (or more) four times.
- In his last 10 apps, from July 30–Aug 25, went 1-1 with a 2.51 ERA (14.1-IP, 4-ER).
- Made his second straight Opening Day roster.
- On Opening Day vs. TOR, struck out Cavan Biggio and Vladimir Guerrero Jr. in the 7th inning and struck out the side in the 8th...his 5 SO tied his own Opening Day club record among relievers, after doing it in 2019 vs. HOU.
- On July 27 vs. ATL, his 7 SO tied for the 2nd-most of his career and were one shy of matching his career high...recorded 3 SO in the 6th inning, 2 SO in the 7th and 2 SO in the 8th.
- On Aug 19 at NYY, inherited 2-on, 1-out in the 9th inning and struck out Miguel Andújar and Thairo Estrada for his second career save.
- In 2019, made 33 apps (3 starts) over two stints with the Rays: Opening Day–June 27 and July 16 through season's end...totaled 104.1 IP including 92 IP out of the bullpen, 2nd-most among major league relievers behind TOR Sam Gaviglio (95.2).

- Went 5-0 with a 2.78 ERA (64.2-IP, 20-ER) in his first 20 apps, from March 28–July 16...this stretch gave him a 10-game winning streak spanning two seasons with the Rays, the longest streak of winning decisions in club history.
- Went 1-3 with a 6.81 ERA (39.2-IP, 30-ER) over his last 13 apps (3 starts) beginning on July 22.
- Went 3 IP (or more) in 19 consecutive relief apps from April 18–Aug 31...was also used as a starter three times over that stretch, but went 0-2 with a 10.95 ERA (12.1-IP, 15-ER) in those 3 starts.
- Allowed 11 HR over his last 16 apps (3 starts) spanning 48.1 IP, compared to 1 HR in his first 17 apps, all in relief, spanning 56 IP.
- Optioned to Triple-A Durham on June 28, the day after an 18-inning win at MIN...in his last 12 apps before the option, was 5-0 with a 2.30 ERA (47-IP, 12-ER), including 8 apps of 1 run (or fewer).
- Made his first career Opening Day roster and pitched in the 5-1 loss vs. HOU, the only reliever used by the club...his 5 SO were the most by a Rays reliever on Opening Day, a record he would tie again in 2020.
- On April 10 at CHW, went 3 IP for his first career save...his only run allowed came on a groundout off the bat of Yonder Alonso in the 9th inning.
- On May 1 at KC (G1), did not allow a run in 6.2 IP, the longest scoreless relief app in the AL since SEA Blake Beavan (6.2 IP) on June 6, 2013 vs. NYY and tied for the 2nd-longest in club history behind Rob Bell (7 IP) on June 19, 2004 at ARI... entered to start the 2nd inning, and retired 12 straight following a hit batter and walk in the 3rd...his only hit allowed was a 7th-inning double to Martín Maldonado.
- On July 22 vs. BOS, made his second career start, first as a Ray, and snapped his club-record



10-game winning streak...his 8 runs allowed tied his Rays debut for a career high.

- ◆ On Aug 3 vs. MIA, his 3 HBP were the most by a Rays pitcher in over 13 years, since Casey Fossum (3) on April 7, 2006 at TOR.
- ◆ On Aug 25 at BAL, yielded 7 runs on a career-high 11 hits, the most hits allowed by a reliever in franchise history.
- ◆ In 2018, made 2 apps (1 start) for the Red Sox and 12 apps for the Rays, his first career major league action...acquired by the Rays from the Red Sox on July 25 for Nathan Eovaldi.
- ◆ Started for the Red Sox in his major league debut on June 7 vs. DET, exactly four years after he was selected in the 12th round of the 2014 Amateur Draft...yielded 6 runs in 4 IP and suffered a 7-2 loss to Matthew Boyd...struck out his first batter faced, JaCoby Jones, but yielded 5 runs in the 1st inning...made a relief appearance for the Red Sox on July 10 vs. TEX, yielding 3 runs in 2.1 IP.
- ◆ Served as a long reliever for the Rays, primarily following an opener...went at least 2 IP in all 12 apps, including 9 apps of at least 3 IP, 5 apps of at least 4 IP and 4 apps of at least 5 IP.
- ◆ Went 5-0 after the trade, matching Juan Cruz (2011) for most wins by a Rays pitcher in a season without recording a loss.
- ◆ Made his Rays debut on July 28 at BAL, totaling 3.1 IP, 10 hits and 8 runs...threw 82 pitches and allowed 13 of 21 BF to reach base safely...was the third pitcher to allow at least 8 runs in his Rays debut, following Luis de los Santos (9) on July 20, 2002 at TOR and Juan Guzmán (8) on April 7, 2000 vs. CLE...at the time, the 10 hits tied for most in club history among relievers.
- ◆ Earned his first career victory in his second app for the Rays, on Aug 2 vs. LAA...from that point forward, went 5-0 with a 3.07 ERA (41-IP, 14-ER) and .211 opp avg. (31-for-147) in 11 apps.
- ◆ From Aug 2-14, became the third pitcher in club history to go at least 5 IP and allow 2 hits (or fewer) in three consecutive apps, following Jake Odorizzi (2016) and Matt Moore (2012-13).
- ◆ From Aug 2-19, became the first pitcher since Baseball Reference data is available (1901) to go at least 4 IP and allow 2 hits (or fewer) in four straight relief apps, without a start in between.
- ◆ On Aug 14 at NYY, recorded a career-high 8 SO in 5 IP...became the first reliever with at least 8 SO against the Yankees since MIN Johan Santana (8) on April 10, 2003 at NYY.
- ◆ Became the third Rays rookie to defeat the Red Sox twice in a season, following Jeremy Hellickson (2) in 2011 and Tim Lincecum (2) in

2006...the wins came just five days apart, on Aug 19 at Fenway Park and Aug 24 at home.

- ◆ Opened the season with Triple-A Pawtucket and made 16 starts there...at the time of the trade, ranked among International League leaders in ERA (2.89, 5th), strikeouts (117, tied for 2nd), WHIP (1.09, 2nd) and opp avg. (.215, 3rd), and led Red Sox minor leaguers in strikeouts.
- ◆ Named to the IL midseason All-Star Team.
- ◆ In 2017, named the Red Sox Minor League Pitcher of the Year...split the season between Double-A Portland and Pawtucket, with a June 3 promotion...went 11-8 with a 3.29 ERA (145-IP, 53-ER) in 26 starts between the two levels.
- ◆ Ranked 2nd among Red Sox minor leaguers with 155 SO and tied for 3rd in wins.
- ◆ Named Red Sox Minor League Pitcher of the Month for both April and July.
- ◆ Ranked by *Baseball America* as the No. 11 prospect in the Red Sox system following the season.
- ◆ In 2016, went 9-8 with a 3.87 ERA (132.2-IP, 57-ER) in 26 starts between Class-A Salem and Portland...ranked 10th among Red Sox minor leaguers in ERA...promoted on June 23 and recorded 10 SO in his first Double-A start.
- ◆ In 2015, pitched for Class-A Greenville and led Red Sox minor leaguers with 145.2 IP, which ranked 4th in the South Atlantic League.
- ◆ Ranked among Red Sox minor leaguers in strikeouts (100, 5th) and ERA (4.32, 10th).

## AMATEUR CAREER

- ◆ Selected by the Red Sox in the 12th round of the 2014 Amateur Draft out of the University of Arkansas...went 6-4 with a 1.98 ERA (81.2-IP, 18-ER) in 13 starts for Arkansas as a junior, yielding 2 runs (or fewer) in 11 of those starts.
- ◆ Transferred to Arkansas after pitching one season at Crowder (Mo.) Junior College.
- ◆ Graduated in 2011 from Prairie Grove (Ark.) High School, where he struck out 21 batters in a game as a junior in 2010.

## PERSONAL & MISC.

- ◆ Jalen and his family are heavily involved with their local church...he hopes to one day travel on mission trips to places such as Malawi—a landlocked country in eastern Africa.
- ◆ Jalen grew up a diehard Razorback fan and still watches as many of their games as he can...his all-time favorite Razorbacks are Darren McFadden, Felix Jones, Ronnie Brewer and Joe Johnson...



Arkansas men's basketball won a national title in 1993, the year he was born, and he often re-watched the game on tape with his dad.

- ◆ He and his wife, Brie, have three children: Breckly, Jack and Brody.

## CAREER HIGHS

### LONGEST OUTING

6.2, 5/1/19 at KC (G1)

### STRIKEOUTS

8, 8/14/18 at NYY

### WALKS

3, 7x-last 8/20/19 vs. SEA

### HR ALLOWED

3, 7/22/19 vs. BOS

### RUNS ALLOWED

8, 2x-last 7/22/19 vs. BOS

### HITS ALLOWED

11, 8/25/19 at BAL

### WIN STREAK

10G, 8/2/18 - 6/6/19

### LOSS STREAK

3G, 7/22/19 - 8/20/19

## CAREER PITCHING

YEAR	CLUB	W	L	ERA	G	GS	CG	SHO	SV	IP	H	R	ER	HR	HB	BB-I	SO	WP	BK
2014	GCL Red Sox	0	0	0.00	2	0	0	0	0	5.0	3	0	0	0	0	0-0	8	0	0
2015	Greenville	9	7	4.32	26	26	0	0	0	145.2	156	82	70	17	4	28-0	100	3	2
2016	Salem	4	4	3.07	13	13	1	0	0	67.1	67	25	23	9	4	24-0	55	5	0
	Portland	5	4	4.68	13	13	0	0	0	65.1	72	37	34	6	2	28-0	56	5	1
2017	Portland	5	1	2.19	9	9	1	1	0	49.1	35	12	12	3	3	22-0	58	2	0
	Pawtucket	6	7	3.86	17	17	0	0	0	95.2	86	45	41	10	2	33-0	97	4	0
2018	Pawtucket	5	5	2.89	16	16	0	0	0	87.1	70	33	28	10	2	25-0	117	5	1
	<b>Boston</b>	<b>0</b>	<b>1</b>	<b>5.51</b>	<b>2</b>	<b>1</b>	<b>0</b>	<b>0</b>	<b>0</b>	<b>6.1</b>	<b>11</b>	<b>9</b>	<b>9</b>	<b>1</b>	<b>1</b>	<b>4-0</b>	<b>5</b>	<b>0</b>	<b>0</b>
	<b>Tampa Bay</b>	<b>5</b>	<b>0</b>	<b>4.47</b>	<b>12</b>	<b>0</b>	<b>0</b>	<b>0</b>	<b>0</b>	<b>44.1</b>	<b>41</b>	<b>22</b>	<b>22</b>	<b>5</b>	<b>2</b>	<b>20-0</b>	<b>37</b>	<b>0</b>	<b>0</b>
2019	<b>Tampa Bay</b>	<b>6</b>	<b>3</b>	<b>4.31</b>	<b>33</b>	<b>3</b>	<b>0</b>	<b>0</b>	<b>1</b>	<b>104.1</b>	<b>115</b>	<b>56</b>	<b>50</b>	<b>12</b>	<b>9</b>	<b>40-1</b>	<b>89</b>	<b>3</b>	<b>0</b>
	Durham	0	1	4.22	3	3	0	0	0	10.2	8	5	5	2	0	4-0	10	0	0
2020	<b>Tampa Bay</b>	<b>1</b>	<b>1</b>	<b>3.26</b>	<b>12</b>	<b>0</b>	<b>0</b>	<b>0</b>	<b>1</b>	<b>19.1</b>	<b>21</b>	<b>9</b>	<b>7</b>	<b>1</b>	<b>0</b>	<b>4-0</b>	<b>26</b>	<b>2</b>	<b>0</b>
2021	<b>Tampa Bay</b>	<b>Injured-Did Not Pitch</b>																	
<b>Minor League Totals</b>		<b>34</b>	<b>29</b>	<b>3.64</b>	<b>99</b>	<b>97</b>	<b>2</b>	<b>1</b>	<b>0</b>	<b>526.1</b>	<b>497</b>	<b>239</b>	<b>213</b>	<b>57</b>	<b>17</b>	<b>164-0</b>	<b>501</b>	<b>24</b>	<b>4</b>
<b>Rays Totals</b>		<b>12</b>	<b>4</b>	<b>4.23</b>	<b>57</b>	<b>3</b>	<b>0</b>	<b>0</b>	<b>2</b>	<b>168.0</b>	<b>177</b>	<b>87</b>	<b>79</b>	<b>18</b>	<b>11</b>	<b>64-1</b>	<b>152</b>	<b>5</b>	<b>0</b>
<b>Major League Totals</b>		<b>12</b>	<b>5</b>	<b>4.54</b>	<b>59</b>	<b>4</b>	<b>0</b>	<b>0</b>	<b>2</b>	<b>174.1</b>	<b>188</b>	<b>96</b>	<b>88</b>	<b>19</b>	<b>12</b>	<b>68-1</b>	<b>157</b>	<b>5</b>	<b>0</b>

1: Selected by the Boston Red Sox in the 12th round of the 2014 Amateur Draft...signed by Chris Mears. 2: Acquired by the Tampa Bay Rays from Boston in exchange for RH Nathan Eovaldi, July 25, 2018.

## CAREER FIELDING

YEAR	POSITION	PCT	G	PO	A	E	TC	DP
2018	Pitcher	1.000	14	2	6	0	8	2
2019	Pitcher	1.000	33	2	14	0	16	2
2020	Pitcher	1.000	12	1	1	0	2	0
<b>Totals</b>		<b>1.000</b>	<b>59</b>	<b>5</b>	<b>21</b>	<b>0</b>	<b>26</b>	<b>4</b>

## CAREER BATTING

YEAR	CLUB	AVG	AB	R	H	2B	3B	HR	RBI	SH	SF	HB	BB-I	SO	SB	CS	GDP	OBP	SLG
2018	Tampa Bay	.000	2	0	0	0	0	0	0	0	0	0	0-0	1	0	0	0	.000	.000
2019	Tampa Bay	.000	3	0	0	0	0	0	0	0	0	0	0-0	2	0	0	0	.000	.000
<b>Major League Totals</b>		<b>.000</b>	<b>5</b>	<b>0</b>	<b>0</b>	<b>0</b>	<b>0</b>	<b>0</b>	<b>0</b>	<b>0</b>	<b>0</b>	<b>0</b>	<b>0-0</b>	<b>3</b>	<b>0</b>	<b>0</b>	<b>0</b>	<b>.000</b>	<b>.000</b>

## LEFT-RIGHT BREAKDOWN

	2020				CAREER			
	AVG	AB	H	HR	AVG	AB	H	HR
vs. Left	.240	25	6	1	.276	181	50	5
vs. Right	.294	51	15	0	.277	498	138	14



7

INFIELDER / OUTFIELDER

# VIDAL BRUJÁN

Vidal Bruján Esteva (vee-DAHL brew-HAHN)

BATS **SWITCH**THROWS **RIGHT**HEIGHT **5'10"**WEIGHT **185**OPENING DAY AGE **24**MAJOR LEAGUE SERVICE **14 days**BORN **2/9/98** in **San Pedro de Macoris, DR**RESIDES **San Pedro de Macoris, DR**CONTRACT STATUS **Signed through 2022**SIGNING SCOUT **Daniel Santana (Rays)**ACQUIRED **Signed as a free agent, 10/17/14**

## 2021 SEASON

- ◆ Appeared in 10 games (6 starts) during a July 7-21 stint with the Rays and went 2-for-26.
- ◆ On July 7 vs. CLE (G1), started at second base in his major league debut...made a diving stop to rob a hit in the 1st inning and delivered a go-ahead, RBI single in the bottom half...became the 19th Ray to record a hit in his first career plate appearance and the first Ray with a stolen base in his major league debut.
- ◆ Became the fifth Ray all-time to deliver a run-scoring hit in the first at-bat of his major league debut, joining Brandon Guyer on May 6, 2011 at BAL, Elijah Dukes on April 2, 2007 at NYY, Jared Sandberg on Aug 7, 2001 vs. NYY and Mickey Callaway on June 12, 1999 at MTL.
- ◆ Was originally on the AL roster for the Futures Game but did not play due to his call up.
- ◆ With Triple-A Durham, made starts at second base (26), left field (23), center field (15), shortstop (14), right field (12) and third base (6).
- ◆ Named to the Triple-A East postseason All-Star Team...led the league with 44 SB, tied for 1st with 31 2B and ranked 2nd with 77 runs.
- ◆ Led Rays minor leaguers in stolen bases...tied for 2nd in doubles, tied for 3rd in runs and tied for 5th with 44 XBH.
- ◆ Named the Rays Minor League Hitter of the Month for May, batting .315/.408/.584 (28-for-89) with 7 HR, 21 RBI and 9 SB in 22 games.
- ◆ Ranked by *Baseball America* as the No. 56 overall prospect in the minors following the season... was the No. 3 prospect in the Rays system...the publication also tabbed him as the Best Athlete in the organization and the Fastest Baserunner in Triple-A East in its Best Tools survey.

## CAREER HIGHLIGHTS

- ◆ In **2020**, was part of the Rays 60-man player pool and spent the summer at the alternate training site in Port Charlotte.
- ◆ Was on the taxi squad for the Sep 7-8 road trip.
- ◆ Played 20 games for the Toros del Este in the Dominican Winter League...hit .254/.373/.317 (16-for-63) with 2 2B, 1 3B, 5 RBI and 10 SB.
- ◆ Ranked by *Baseball America* as the No. 56 overall prospect in the minors following the season... was the No. 4 prospect in the Rays system.
- ◆ Ranked by *Baseball America* as the Fastest Baserunner in the Rays organization for a third consecutive year.
- ◆ **POSTSEASON:** Was on the Rays 40-man player pool for the postseason but was not active.
- ◆ Split the **2019** season between Class-A Charlotte and Double-A Montgomery, earning a June 27 promotion...hit .277/.346/.389 (106-for-383) with 4 HR, 40 RBI and 48 SB between the two levels.
- ◆ Named Minor League Baserunner of the Year by the Rays Baseball Operations department for a second consecutive year...his 48 SB led the organization and tied for 5th in the minors...tied for 4th in the Florida State League with 24 SB and ranked 6th in the Southern League with 24 SB.
- ◆ Was on Charlotte's 7-day IL from May 24–June 19 with a left wrist sprain.
- ◆ Named to the FSL midseason All-Star Team.
- ◆ Named to the Rays Organizational All-Star Team by MLB.com.
- ◆ Hit .256/.380/.463 (21-for-82) with 3 2B, 4 3B, 2 HR, 10 RBI and 4 SB in 22 games for the Salt River Rafters in the Arizona Fall League... named to the AFL Rising Stars Game.



- Ranked by *Baseball America* as the No. 51 overall prospect in the minors following the season... was the No. 4 prospect in the Rays system... the publication also tabbed him as the Best Baserunner, Fastest Baserunner, Best Defensive Second Baseman and Most Exciting Player in the FSL in its Best Tools survey.
- In **2018**, hit .320/.403/.459 (152-for-475) with 9 HR, 53 RBI and 55 SB in 122 games between Class-A Bowling Green and Charlotte.
- His 55 SB ranked 2nd in the minors, tied for 6th in a single season in organizational history and were the most by a Rays minor leaguer since Andrew Toles (62) in 2013...led the minors with 112 runs, which ranked 2nd in organizational history behind Fernando Perez (123) in 2006... became the first Rays minor leaguer with 100 runs and 50 SB in a season.
- Ranked 2nd among Rays minor leaguers in hits and 3rd with 218 total bases.
- Named to the Midwest League midseason and postseason All-Star teams...ranked 2nd in the MWL with a .313 avg., 3rd with a .395 OBP and 86 runs and 5th with 43 SB.
- Named to the Rays Organizational All-Star Team by MLB.com.
- Played for the Toros del Este in the Dominican Winter League.
- Ranked by *Baseball America* as the No. 64 overall prospect in the minors following the season...

was the No. 7 prospect in the Rays system... the publication also tabbed him as the Best Baserunner in the MWL in its Best Tools survey.

- In **2017**, named Most Valuable Player for Short-A Hudson Valley by the Rays Baseball Operations department, helping the Renegades win the New York-Penn League title.
- Led the NYPL with 51 runs, 74 hits and 108 total bases...tied for 4th with 23 XBH, ranked 5th with 16 SB and tied for 6th with 34 BB.
- Named to the NYPL midseason All-Star Team.
- Ranked by *Baseball America* as the No. 20 prospect in the Rays system following the season.
- In **2016**, led the Gulf Coast League with 41 runs and tied for 3rd with 57 hits...played 2 games with Hudson Valley to end the season...began his career in **2015** with the DSL Rays.

## PERSONAL & MISC.

- In 2018, Vidal's father passed away at age 52 due to complications associated with a stomach condition...his father had been the biggest influence on his young baseball career, providing him rides to practice and any equipment he needed.
- He weighed just 145 pounds when he signed his Rays contract at age 16...Rays senior advisor Mitch Lukevics presided over the farm system at the time..."I tease him, 'Remember when you signed? You didn't even have a muscle!'"



WILL VRAGOVIC / TAMPA BAY RAYS



## CAREER BATTING

YEAR	CLUB	AVG	G	AB	R	H	2B	3B	HR	RBI	SH	SF	HB	BB-I	SO	SB	CS	GDP	OBP	SLG
2015	DSL Rays	.301	60	226	48	68	9	4	2	20	2	1	5	38-0	16	22	12	1	.411	.403
2016	GCL Rays	.282	49	202	41	57	12	5	1	8	1	0	5	14-1	15	8	5	1	.344	.406
	Hudson Valley	.000	2	8	1	0	0	0	0	0	0	0	0	1-0	1	2	0	1	.111	.000
2017	Hudson Valley	.285	67	260	51	74	15	5	3	20	3	0	5	34-0	36	16	8	5	.378	.415
2018	Bowling Green	.313	95	377	86	118	18	5	5	41	1	3	5	48-0	53	43	15	2	.395	.427
	Charlotte	.347	27	98	26	34	7	2	4	12	1	0	0	15-0	15	12	4	1	.434	.582
2019	Charlotte	.290	44	176	28	51	8	3	1	15	0	1	2	17-1	26	24	5	6	.357	.386
	Montgomery	.266	55	207	28	55	9	4	3	25	1	2	3	20-0	35	24	8	2	.336	.391
2020	Did Not Play																			
2021	Durham	.262	103	389	77	102	31	1	12	56	1	1	1	49-0	68	44	8	7	.345	.440
	<b>Tampa Bay</b>	<b>.077</b>	<b>10</b>	<b>26</b>	<b>3</b>	<b>2</b>	<b>0</b>	<b>0</b>	<b>0</b>	<b>2</b>	<b>0</b>	<b>0</b>	<b>0</b>	<b>0-0</b>	<b>8</b>	<b>1</b>	<b>0</b>	<b>0</b>	<b>.077</b>	<b>.077</b>
<b>Minor League Totals</b>		<b>.294</b>	<b>399</b>	<b>1554</b>	<b>309</b>	<b>457</b>	<b>78</b>	<b>28</b>	<b>19</b>	<b>141</b>	<b>9</b>	<b>7</b>	<b>25</b>	<b>187-2</b>	<b>197</b>	<b>151</b>	<b>57</b>	<b>19</b>	<b>.377</b>	<b>.417</b>
<b>Major League Totals</b>		<b>.077</b>	<b>10</b>	<b>26</b>	<b>3</b>	<b>2</b>	<b>0</b>	<b>0</b>	<b>0</b>	<b>2</b>	<b>0</b>	<b>0</b>	<b>0</b>	<b>0-0</b>	<b>8</b>	<b>1</b>	<b>0</b>	<b>0</b>	<b>.077</b>	<b>.077</b>

1: Signed by the Tampa Bay Rays as a free agent, October 17, 2014...signed by Daniel Santana.

## CAREER FIELDING

YEAR	POSITION	PCT	G	PO	A	E	TC	DP
2021	Second Base	.941	4	9	7	1	17	2
	Right Field	1.000	4	5	0	0	5	0
	Left Field	-	1	0	0	0	0	0
	Center Field	-	1	0	0	0	0	0

## LEFT-RIGHT BREAKDOWN

	2021					CAREER				
	AVG	AB	H	HR	RBI	AVG	AB	H	HR	RBI
vs. Left	.059	17	1	0	1	.059	17	1	0	1
vs. Right	.111	9	1	0	1	.111	9	1	0	1

### DID YOU KNOW?

## ROOKIE QUALIFICATIONS

A player shall be considered a rookie unless, during a previous season or seasons, he had (a) exceeded 130 at-bats or 50 innings pitched in the major leagues; or (b) accumulated more than 45 days on the active roster of a major league club or clubs, excluding expanded rosters in seasons prior to 2020. Entering 2022, the Rays have nine rookies on their 40-man roster.

Jonathan Aranda	INF	Brendan McKay	LHP
Shane Baz	RHP	René Pinto	C
Vidal Bruján	INF	Ford Proctor	C/INF
Calvin Faucher	RHP	Tommy Romero	RHP
Josh Lowe	OF		

TB





84

RIGHT-HANDED PITCHER

# JT CHARGOIS

Jon Thomas Charoais (SHA-gwah)



BATS **SWITCH**

THROWS **RIGHT**

HEIGHT **6'3"**

WEIGHT **200**

OPENING DAY AGE **31**

MAJOR LEAGUE SERVICE **2 years, 101 days**

BORN **12/3/90 in Sulphur, LA**

RESIDES **Lake Charles, LA**

CONTRACT STATUS **Signed through 2022**

SIGNING SCOUT **Greg Runser (Mariners)**

ACQUIRED **From the Seattle Mariners along with INF Austin Shenton in exchange for RH Diego Castillo, 7/29/21**

## 2021 SEASON

- Went 6-1 with a 2.52 ERA (53.2-IP, 15-ER) in 56 apps between the Mariners and Rays...had a 1.08 WHIP and limited opponents to a .202 avg.
- Threw his slider for 59.6 pct. of pitches, according to Statcast, the 6th-highest rate in the AL... used it for 69.0 pct. of pitches with the Mariners compared to 49.3 pct. of pitches with the Rays.
- Averaged 96.3 mph on his sinkers thrown, including a maximum velocity of 99.0 mph.
- Recorded 5 wins in 25 apps with the Rays...from his Rays debut on July 30 through the end of the season, his 5 wins tied for 2nd among major league relievers behind NYY Chad Green (6).
- From July 30—the date of his Rays debut—through the end of the season, his 1.90 ERA ranked 3rd on the team (min. 20 IP) after Collin McHugh (1.61) and Drew Rasmussen (1.76).
- On July 30 vs. BOS, made his Rays debut and pitched a perfect 7th inning.
- On Sep 28 at HOU, inherited the bases loaded and walked Chas McCormick and Jason Castro... marked the third time in his career he was on the mound for a walk-off loss, following Aug 11, 2018 at COL and Aug 19, 2016 at KC.
- On Aug 20 vs. CHW, charged a blown save after yielding a homer to Tim Anderson leading off the 9th inning, his first run allowed with the Rays.
- POSTSEASON:** Pitched in all 4 games of the ALDS against the Red Sox...all 4 apps were scoreless, yielding a combined 3 hits in 3.1 IP.

10 apps with Rakuten's minor league team in Japan's Eastern League.

- In **2019**, made 21 apps over three stints with the Dodgers...was on the active roster from April 9-10, May 14 (did not pitch) and June 20-Aug 15.
- In **2018**, made his first career Opening Day roster after joining the Dodgers organization on a Feb 23 waiver claim...made 39 apps over two stints.
- Missed time from Aug 21-Sep 23 due to nerve irritation in his neck.
- Missed most of the **2017** season with right elbow impingement...placed on Triple-A Rochester's injured list on April 27 and transferred to the Twins 60-day IL on Sep 5.
- In **2016**, made 25 apps over two stints with the Twins (June 10-11, Aug 10—season's end), his first career major league action.
- On June 11 vs. BOS, made his major league debut and allowed 5 runs in 0.2 IP of a 15-4 loss... yielded 2-run singles to Chris Young and Mookie Betts and allowed a run-scoring wild pitch.
- On Sep 10 vs. CLE, pitched a perfect 12th inning and recorded his first career win when the Twins won on a Joe Mauer walk-off single.
- Split time in the minors between Double-A Chattanooga and Triple-A Rochester, going 2-1 with a 1.35 ERA (46.2-IP, 7-ER) in 39 apps.
- Ranked 2nd among Twins minor leaguers with 16 saves and 10th in apps.
- Played for the U.S. team in the Futures Game in July at Petco Park.
- Ranked by *Baseball America* as the No. 11 prospect in the Twins system following the season.
- Split the **2015** season between Class-A Fort Myers and Chattanooga, earning a May 26 pro-

## CAREER HIGHLIGHTS

- In **2020**, made 31 apps with the Rakuten Golden Eagles in Japan's Pacific League...also made



motion...went 2-1 with a 2.63 ERA (48-IP, 14-ER) in 48 apps between the two levels.

- ◆ Named to the Florida State League midseason All-Star Team.
- ◆ Ranked 8th in the Southern League with 11 saves.
- ◆ Led Twins minor leaguers in apps and ranked 2nd with 15 saves.
- ◆ Ranked by *Baseball America* as the No. 15 prospect in the Twins system following the season.
- ◆ Did not pitch in **2014** or **2013** after undergoing Tommy John surgery.
- ◆ In **2012**, tied for 6th in the Appalachian League with 5 saves.

## AMATEUR CAREER

- ◆ Selected by the Twins in the second round of the 2012 Amateur Draft out of Rice University.
- ◆ A two-way player at Rice, the switch-hitter batted .308 in 536 PA and had a 3.67 ERA in 72 IP...played first base and was a teammate of Anthony Rendon...totaled 34 IP in his first two seasons at Rice before breaking out as a closer for the Brewster Whitecaps in the Cape Cod League in 2011...had a 0.43 ERA (21-IP, 1-ER) and opponents hit .211 (16-for-76) against him in 17 apps.
- ◆ Attended Sulphur High School in Louisiana.

## CAREER HIGHS

### LONGEST OUTING

2.2, 8/11/16 vs. HOU

### STRIKEOUTS

5, 2x-last 7/4/19 vs. SD

### WALKS

2, 6x-last 9/28/21 at HOU

### HR ALLOWED

1, 13x-last 9/16/21 vs. DET

### RUNS ALLOWED

5, 6/11/16 vs. BOS

### HITS ALLOWED


4, 5/12/18 vs. CIN

### WIN STREAK

6G, 6/20/19 - 8/29/21

### LOSS STREAK

3G, 7/8/18 - 8/11/18



TYLER SCHANK / TAMPA BAY RAYS



## CAREER PITCHING

YEAR	CLUB	W	L	ERA	G	GS	CG	SHO	SV	IP	H	R	ER	HR	HB	BB-I	SO	WP	BK
2012	Elizabethton	0	0	1.69	12	0	0	0	5	16.0	10	4	3	0	0	5-0	22	1	0
2013										Injured-Did Not Pitch									
2014										Injured-Did Not Pitch									
2015	Fort Myers	1	0	2.40	16	0	0	0	4	15.0	12	8	4	0	0	5-0	19	2	0
	Chattanooga	1	1	2.73	32	0	0	0	11	33.0	26	12	10	1	2	20-0	34	1	0
2016	Chattanooga	0	0	1.54	11	0	0	0	7	11.2	8	3	2	1	0	5-0	14	0	0
	Rochester	2	1	1.29	28	0	0	0	9	35.0	27	7	5	1	0	8-0	41	6	0
	Minnesota	1	1	4.70	25	0	0	0	0	23.0	25	12	12	0	1	12-0	17	3	0
2017	Rochester	0	0	0.00	2	0	0	0	1	2.2	1	0	0	0	0	1-0	2	0	0
2018	Los Angeles-NL	2	4	3.34	39	0	0	0	0	32.1	26	13	12	4	2	15-3	40	3	0
	Oklahoma City	1	0	1.80	11	0	0	0	0	15.0	13	3	3	0	0	7-0	9	1	0
2019	Oklahoma City	1	2	2.76	27	0	0	0	4	32.2	27	12	10	3	1	16-0	37	2	0
	Los Angeles-NL	1	0	6.33	21	0	0	0	0	21.1	21	16	15	4	2	5-2	28	0	0
2020	Rakuten (Japan)	0	3	5.81	31	0	0	0	1	26.1	23	17	17	2	4	14-1	19	2	0
2021	Seattle	1	0	3.00	31	0	0	0	0	30.0	23	11	10	2	5	6-0	29	2	1
	Tampa Bay	5	1	1.90	25	0	0	0	0	23.2	15	5	5	3	1	14-3	24	0	0
	Minor League Totals	6	4	2.07	139	0	0	0	41	161.0	124	49	37	6	3	67-0	178	13	0
	Major League Totals	10	6	3.73	141	0	0	0	0	130.1	110	57	54	13	11	52-8	138	8	1

1: Selected by the Minnesota Twins in the second round of the 2012 Amateur Draft...signed by Greg Runser. 2: Claimed by the Los Angeles Dodgers off waivers from Minnesota, February 23, 2018. 3: Signed by the Seattle Mariners as a free agent, February 9, 2021. 4: Acquired by the Tampa Bay Rays along with INF Austin Shenton from Seattle in exchange for RH Diego Castillo, July 29, 2021.

## CAREER FIELDING

YEAR	POSITION	PCT	G	PO	A	E	TC	DP
2016	Pitcher	1.000	25	0	1	0	1	0
2018	Pitcher	1.000	39	2	4	0	6	0
2019	Pitcher	1.000	21	2	0	0	2	0
2021	Pitcher	1.000	56	3	3	0	6	0
	Totals	1.000	141	7	8	0	15	0

## POSTSEASON PITCHING

YEAR	SERIES	CLUB	W	L	ERA	G	GS	CG	SHO	SV	IP	H	R	ER	HR	HB	BB-I	SO	WP	BK
2021	ALDS	TB vs. BOS	0	0	0.00	4	0	0	0	0	3.1	3	0	0	0	0	1-0	2	0	0

## CAREER BATTING

YEAR	CLUB	AVG	AB	R	H	2B	3B	HR	RBI	SH	SF	HB	BB-I	SO	SB	CS	GDP	OBP	SLG
2018	Los Angeles-NL	.000	1	0	0	0	0	0	0	0	0	0	0-0	0	0	0	0	.000	.000
2019	Los Angeles-NL	.000	1	0	0	0	0	0	0	0	0	0	0-0	1	0	0	0	.000	.000
	Major League Totals	.000	2	0	0	0	0	0	0	0	0	0	0-0	1	0	0	0	.000	.000

## LEFT-RIGHT BREAKDOWN

	2021				CAREER			
	AVG	AB	H	HR	AVG	AB	H	HR
vs. Left	.147	68	10	2	.212	146	31	5
vs. Right	.233	120	28	3	.245	322	79	8



72

RIGHT-HANDED PITCHER

# YONNY CHIRINOS

Yonny Enrique Chirinos Mejias (chih-REE-nos)

BATS **RIGHT**THROWS **RIGHT**HEIGHT **6'2"**WEIGHT **230**OPENING DAY AGE **28**MAJOR LEAGUE SERVICE **3 years, 137 days**BORN **12/26/93** in **Bachaquero, VEN**RESIDES **Bachaquero, VEN**CONTRACT STATUS **Signed through 2022**SIGNING SCOUT **Euclides Vargas and Ronnie Blanco (Rays)**ACQUIRED **Signed as a free agent, 6/29/12**

SEASON-OPENING 60-DAY IL **Recovery from Tommy John surgery**

## 2021 SEASON

- Missed the entire season recovering from Tommy John surgery.

## CAREER HIGHLIGHTS

- Underwent Tommy John surgery on Aug 24, 2020, performed by Dr. Koco Eaton in St. Petersburg.
- Limited to 3 apps (all starts) due to two stints on the injured list...sidelined from Aug 3-15 due to right triceps inflammation...returned on Aug 16 to start the second game of a doubleheader at TOR, going 2.2 IP...placed on the 10-day IL (torn right UCL) on Aug 19, retroactive to Aug 17, and transferred to the 45-day IL on Aug 22.
- Made his third Opening Day roster and started the club's fifth game of the season.
- In 2019, ranked 3rd on the Rays staff with 9 wins and 133.1 IP, trailing Charlie Morton and Ryan Yarbrough in both categories.
- Min. 100 IP, ranked among AL leaders in WHIP (1.05, 4th), opp avg. (.225, 8th) and BB/9 IP ratio (1.89, 7th)...his 0.99 WHIP before the All-Star break was the 2nd-best in club history among qualifiers, behind James Shields (0.98) in 2011.
- In *Baseball America's* annual Best Tools survey of major league managers, coaches and executives, was ranked as having the AL's Best Changeup.
- Reinstated from the 10-day IL (right middle finger inflammation) on Sep 21, missing six weeks...his rehab assignment consisted of four bullpen sessions and two simulated games.
- Went 6-5 with a 3.54 ERA (104.1-IP, 41-ER) in 18 starts, compared to 3-0 with a 4.97 ERA (29-IP, 16-ER) in 8 apps in relief...made 13 straight apps as a starter, May 27-Aug 4, before the injury.
- Was 5-2 with a 3.10 ERA (69.2-IP, 24-ER) in 14 apps (10 starts) at home, yielding 3 ER (or fewer) in all but one outing and 2 ER (or fewer) 10 times.
- Became the third Rays pitcher to start a season with consecutive starts of 5 IP (or more) and 2 hits (or fewer), following Jake Odorizzi in 2015 and Matt Moore in 2013...on March 31 vs. HOU, went 7 IP and his only run allowed was a 3rd-inning homer by Jake Marisnick...went five scoreless in his next start on April 7 at SF.
- On April 17 vs. BAL, became the third pitcher in franchise history to make a scoreless relief app of at least 5 IP and allow 1 hit (or fewer), joining Ryan Yarbrough on May 4, 2018 vs. TOR and Esteban Yan on April 13, 1998 vs. MIN...his only hit allowed was a 2-out double in the 2nd inning.
- On May 27 vs. TOR, his only baserunners allowed in 5 IP were a pair of 2nd-inning walks...was the fourth time in franchise history a pitcher did not allow a hit in a start of 5 IP (or more), joining Blake Snell (5 IP) on Aug 10, 2018, Nathan Eovaldi (6 IP) on May 30, 2018 at OAK and Matt Garza (9 IP) on July 26, 2010 vs. DET.
- Made seven consecutive quality starts from June 7-July 12, the longest such streak by a Ray since Jake Faria (7) from June 7-July 14, 2017...went 2-2 with a 2.93 ERA (46-IP, 15-ER) over that stretch, but the Rays went 2-5 in those games.
- On June 7 at BOS, retired his first 15 BF on 50 pitches, escaped a bases-loaded, 1-out jam in the 6th inning with back-to-back strikeouts and was replaced after eight scoreless and 101 pitches...it was the longest perfect game bid of his career and tied for the longest no-hit bid of his career.



- His start against the Red Sox was the seventh time in club history a Rays pitcher went eight scoreless at Fenway Park...was the third visiting pitcher since 2010 to allow 2 hits (or fewer) in a scoreless start of 8 IP (or more) at Fenway Park, joining two other Rays: Drew Smyly (8 IP) on April 19, 2016 and Matt Moore (9 IP) on July 22, 2013...was the first righty to do this since SEA Félix Hernández on April 11, 2007.
- **POSTSEASON:** Was on the Rays roster for the ALDS against the Astros but did not pitch.
- In **2018**, made 18 apps (7 starts) over two stints with the Rays, his first career major league action...was on the major league roster from Opening Day–June 3—which included a stint on the 10-day IL—and June 24 through season's end.
- Went 5-2 with a 2.83 ERA (57.1-IP, 18-ER) and .233 opp avg. (48-for-206) in 11 apps out of the bullpen and 0-3 with a 4.73 ERA (32.1-IP, 17-ER) and .288 opp avg. (36-for-125) in 7 starts.
- Was 4-0 with a 2.89 ERA (37.1-IP, 12-ER) over his final 7 apps of the season, all in relief.
- Began his career on a scoreless streak of 14.1 IP...it was the longest scoreless streak for a Rays pitcher to begin his career, passing Doug Waechter (11.1 IP) in 2003, according to the Elias Sports Bureau.
- On April 1 vs. BOS, made his major league debut in relief and his only hit allowed in 4 IP was a RBI single by Rafael Devers in the 6th inning (run charged to José Alvarado)...became the third pitcher in club history with a scoreless app of at least 4 IP in his major league debut.
- On April 5 at BOS, became the fifth Ray to go at least 5 IP and not allow a run in his first career start, joining Matt Moore (5 IP) in 2011, Scott Kazmir (5 IP) in 2004, Doug Waechter (9 IP) in 2003 and Jason Standridge (6.1 IP) in 2001...joined Scott Kazmir (6 IP) in 2004 and Steve Trachsel (9 IP) in 2000 as the only Rays with a scoreless outing of at least 5 IP in their first career game at Fenway Park...according to the Elias Sports Bureau, he was the first pitcher to make his first career start at Fenway Park and not allow a run in at least 5 IP since ATL Kyle Davies debuted on May 21, 2005 (5 IP).
- Placed on the 10-day IL on May 1 with a right forearm strain, retroactive to April 29...was reinstated from the injured list and optioned to Durham on June 4...was on the minor league injured list, June 22–July 7, with right shoulder inflammation.
- From Aug 4–Sep 15, became the first pitcher since Baseball Reference data is available (1901)

to go at least 5 IP in eight consecutive apps, with all of them coming in relief.

- On Aug 9 vs. BAL, recorded his first career win, entering in the 3rd inning...allowed a 2-out single in the 3rd, then retired 10 straight batters before a 7th-inning homer by Renato Núñez.
- On Sep 3 at TOR, went a then-career-high 7 IP, replacing Ryne Stanek to start the 2nd inning...his 7 IP tied a franchise record for a reliever, and his 3 GDP tied a club record for a reliever, joining Rob Bell on June 19, 2004 at ARI.
- Went 0-2 with a 5.28 ERA in 8 starts with Durham...made his first 2 starts there on rehab assignment, then another 6 starts following his option...also made a start with Class-A Charlotte, beginning his major league rehab assignment with the Stone Crabs.
- In **2017**, named Minor League Pitcher of the Year by the Rays Baseball Operations department...spent the majority of the season with Durham, earning a May 2 promotion from Double-A Montgomery...went a combined 13-5 with a 2.73 ERA (168.1-IP, 51-ER) in 27 apps (26 starts).
- Led Rays minor leaguers in innings...tied for 2nd in wins, one shy of José Mujica (14)...ranked 3rd with 141 SO and 4th in ERA.
- Despite spending a month at the Double-A level, ranked among International League leaders in ERA (2.74, 4th), wins (12, tied for 4th), innings (141, 5th) and WHIP (0.98, 2nd).
- In his third start at the Triple-A level, on May 13 vs. Toledo (Tigers), pitched a 9-inning shutout.
- Named the Rays Minor League Pitcher of the Month for July, going 5-0 with a 1.62 ERA (39-IP, 7-ER) and 43 SO in 6 starts.
- Made 2 starts for the Bulls in the postseason, going 1-1 with a 0.75 ERA (12-IP, 1-ER)...did not allow a run in 7 IP of Game 2 of the IL Semifinals vs. Indianapolis (Pirates)...received no run support in a Game 2 loss vs. Scranton/Wilkes-Barre (Yankees) in the Governors' Cup.
- Ranked by *Baseball America* as the No. 23 prospect in the Rays system following the season.
- In **2016**, pitched at three different levels for a second consecutive year...went 12-4 with a 3.36 ERA (128.2-IP, 48-ER) between Charlotte, Class-A Bowling Green and Montgomery.
- His 12 wins tied for the most among Rays minor leaguers and his 3.36 ERA ranked 9th.
- In **2015**, went 5-5 with a 1.82 ERA (79.1-IP, 16-ER) in 15 apps (13 starts) between Charlotte, Short-A Hudson Valley and Bowling Green...



was unbeaten (3-0) in 14 apps (2 starts) with Rookie-level Princeton in [2014](#).

## PERSONAL & MISC.

- While on the mound against the Yankees on July 18, 2019, Yonny's 1-2 pitch to ring up Brett Gardner in the 2nd inning sparked Yankees Manager Aaron Boone's "savages" tirade with home plate umpire Brennan Miller...the exchange included Boone pointing toward Yonny, shouting, "That guy is a good pitcher."
- He was never considered a highly-touted international prospect, instead signing with the Rays for \$100,000 when he was 18 years old.
- As a child, Yonny would play a game similar to baseball that replaced the ball and bat with chapitas, or bottle caps, and a broomstick.

## CAREER HIGHS

### LONGEST OUTING

8.0, 6/7/19 at BOS

### LONGEST RELIEF OUTING

7.0, 9/3/18 at TOR

### STRIKEOUTS

8, 2x-last 7/18/19 at NYY (G1)

### WALKS

4, 6/28/19 vs. TEX

### HR ALLOWED

3, 4/22/19 vs. KC

### RUNS ALLOWED

7, 7/28/19 at TOR

### HITS ALLOWED

9, 3x-last 7/18/19 at NYY (G1)

### WIN STREAK

8G, 8/22/18 - 4/29/19

### LOSS STREAK

4G, 4/17/18 - 8/4/18



WILL VRAGOVIC / TAMPA BAY RAYS



## CAREER PITCHING

YEAR	CLUB	W	L	ERA	G	GS	CG	SHO	SV	IP	H	R	ER	HR	HB	BB-I	SO	WP	BK
2013	VSL Rays	3	3	3.27	13	12	0	0	0	55.0	59	21	20	4	2	11-0	42	8	1
2014	Princeton	3	0	2.09	14	2	0	0	0	43.0	39	14	10	2	2	11-0	33	4	0
2015	Charlotte	0	0	0.00	2	0	0	0	0	3.0	2	0	0	0	0	0-0	3	0	0
	Hudson Valley	1	0	0.60	3	3	0	0	0	15.0	10	1	1	1	1	3-0	14	0	0
	Bowling Green	4	5	2.20	10	10	0	0	0	61.1	59	19	15	3	6	7-0	47	6	1
2016	Charlotte	6	1	2.15	11	7	0	0	0	50.1	47	16	12	5	1	3-0	31	1	0
	Bowling Green	1	0	2.31	4	2	0	0	0	11.2	8	4	3	0	0	1-0	9	0	0
	Montgomery	5	3	4.46	14	8	0	0	0	66.2	74	37	33	5	0	12-0	43	3	2
2017	Montgomery	1	0	2.63	4	4	0	0	0	27.1	22	9	8	5	1	4-0	21	0	0
	Durham	12	5	2.74	23	22	1	1	0	141.0	116	50	43	10	2	22-0	120	5	0
2018	<b>Tampa Bay</b>	<b>5</b>	<b>5</b>	<b>3.51</b>	<b>18</b>	<b>7</b>	<b>0</b>	<b>0</b>	<b>0</b>	<b>89.2</b>	<b>84</b>	<b>40</b>	<b>35</b>	<b>7</b>	<b>5</b>	<b>25-2</b>	<b>75</b>	<b>5</b>	<b>0</b>
	Charlotte	0	0	0.00	1	1	0	0	0	2.0	2	0	0	0	0	2-0	2	0	0
	Durham	0	2	5.87	8	8	0	0	0	30.2	35	20	18	7	0	7-0	31	1	0
2019	<b>Tampa Bay</b>	<b>9</b>	<b>5</b>	<b>3.85</b>	<b>26</b>	<b>18</b>	<b>0</b>	<b>0</b>	<b>0</b>	<b>133.1</b>	<b>112</b>	<b>61</b>	<b>57</b>	<b>23</b>	<b>3</b>	<b>28-1</b>	<b>114</b>	<b>4</b>	<b>3</b>
2020	<b>Tampa Bay</b>	<b>0</b>	<b>0</b>	<b>2.38</b>	<b>3</b>	<b>3</b>	<b>0</b>	<b>0</b>	<b>0</b>	<b>11.1</b>	<b>14</b>	<b>4</b>	<b>3</b>	<b>2</b>	<b>2</b>	<b>4-0</b>	<b>10</b>	<b>0</b>	<b>0</b>
2021	<b>Tampa Bay</b>	<b>Injured-Did Not Pitch</b>																	
<b>Minor League Totals</b>		<b>36</b>	<b>19</b>	<b>2.89</b>	<b>107</b>	<b>79</b>	<b>1</b>	<b>1</b>	<b>0</b>	<b>507.0</b>	<b>473</b>	<b>191</b>	<b>163</b>	<b>42</b>	<b>15</b>	<b>83-0</b>	<b>396</b>	<b>28</b>	<b>4</b>
<b>Major League Totals</b>		<b>14</b>	<b>10</b>	<b>3.65</b>	<b>47</b>	<b>28</b>	<b>0</b>	<b>0</b>	<b>0</b>	<b>234.1</b>	<b>210</b>	<b>105</b>	<b>95</b>	<b>32</b>	<b>10</b>	<b>57-3</b>	<b>199</b>	<b>9</b>	<b>3</b>

1: Signed by the Tampa Bay Rays as a free agent, June 29, 2012...signed by Euclides Vargas and Ronnie Blanco.

## CAREER FIELDING

YEAR	POSITION	PCT	G	PO	A	E	TC	DP
2018	Pitcher	1.000	18	3	6	0	9	1
2019	Pitcher	.933	26	4	10	1	15	1
2020	Pitcher	1.000	3	0	1	0	1	0
<b>Totals</b>		<b>.960</b>	<b>47</b>	<b>7</b>	<b>17</b>	<b>1</b>	<b>25</b>	<b>2</b>

## CAREER BATTING

YEAR	CLUB	AVG	AB	R	H	2B	3B	HR	RBI	SH	SF	HB	BB-I	SO	SB	CS	GDP	OBP	SLG
2018	Tampa Bay	.000	1	0	0	0	0	0	0	0	0	0	0-0	1	0	0	0	.000	.000
2019	Tampa Bay	.000	2	0	0	0	0	0	0	0	0	0	0-0	2	0	0	0	.000	.000
<b>Major League Totals</b>		<b>.000</b>	<b>3</b>	<b>0</b>	<b>0</b>	<b>0</b>	<b>0</b>	<b>0</b>	<b>0</b>	<b>0</b>	<b>0</b>	<b>0</b>	<b>0-0</b>	<b>3</b>	<b>0</b>	<b>0</b>	<b>0</b>	<b>.000</b>	<b>.000</b>

## LEFT-RIGHT BREAKDOWN

	2020				CAREER			
	AVG	AB	H	HR	AVG	AB	H	HR
vs. Left	.250	24	6	0	.212	401	85	11
vs. Right	.364	22	8	2	.264	474	125	21



26

FIRST BASEMAN

# Ji-MAN CHOI

Ji-Man Choi (GEE-man CHOY)



BATS LEFT

THROWS RIGHT

HEIGHT 6'1"

WEIGHT 260

OPENING DAY AGE 30

MAJOR LEAGUE SERVICE 4 years, 76 days

BORN 5/19/91 in Incheon, South Korea

RESIDES Incheon, South Korea

CONTRACT STATUS Signed through 2022

SIGNING SCOUT Jamey Storvick and Pat Kelly (Mariners)

ACQUIRED From the Milwaukee Brewers in exchange for INF Brad Miller and cash considerations, 6/10/18

## 2021 SEASON

- Limited to 83 games (71 starts) in an injury-plagued season, with three trips to the injured list...missed the first 40 games after arthroscopic surgery on his right knee, 9 games from June 3-13 with a left groin strain and 14 games from Aug 23-Sep 7 with a left hamstring strain.
- Underwent arthroscopic surgery on his right knee on March 31, performed by Dr. Koco Eaton in St. Petersburg, to remove loose bodies...during the surgery, Dr. Eaton also debrided the meniscus.
- After returning from his hamstring injury (third IL stint) on Sep 8, hit .155/.290/.328 (9-for-58) with 2 HR and 7 RBI in 19 games (16 starts)...this stretch lowered his season avg. from .250 to .229 and his on-base pct. from .364 to .348.
- Hit .875 (7-for-8) with 2 2B, 1 HR, 9 RBI and 2 BB as a pinch-hitter...tied for the AL lead among pinch-hitters in RBI and hits...the 9 RBI tied for 3rd in club history behind Al Martin (11) in 2003 and Willy Aybar (10) in 2010.
- On May 21 at TOR, his pinch-hit homer in the 6th inning was the second of his career, following a grand slam on June 9, 2018 at PHI (with MIL)—his final at-bat before being traded to the Rays...it was the first pinch-hit homer by a Ray since Brendan McKay on Sep 22, 2019 vs. BOS.
- On May 23 at TOR, went 1-for-3 in his first meeting with Hyun Jin Ryu, who not only is a fellow Korean but a product of the same high school, Dong-san, in Incheon...Ryu is four years older so they did not attend or play together there.
- On June 26 vs. LAA, recorded a career-high 4 hits...had another 4-hit game on July 24 at CLE, including a solo homer in the 1st inning, double in the 3rd and RBI double in the 7th.

- On Aug 10 at BOS, snapped a career-long 0-for-19 drought with a pinch-hit, 2-run double in the 7th inning...it marked the second time in his career he had a game-tying or go-ahead hit as a pinch-hitter in the 7th inning (or later).
- On Sep 10 at DET, delivered a pinch-hit, go-ahead, bases-clearing double in the 7th inning...matched his season high with 3 RBI.
- **POSTSEASON:** Hit .286 (2-for-7) in 3 games...started at first base in Game 3 of the ALDS.
- In Game 2 vs. BOS, homered off Tanner Houck in the 6th inning...became the fourth player in Rays postseason history to homer in a game he did not start, joining Mike Brosseau's go-ahead homer in Game 5 of the 2020 ALDS vs. NYY, José Lobaton's walk-off in Game 3 of the 2013 ALDS vs. BOS and Eric Hinske in Game 4 of the 2008 World Series at PHI.

## CAREER HIGHLIGHTS

- His 50 HR rank 2nd all-time among Korean-born players behind Shin-Soo Choo (218).
- In 2020, appeared in 42 games and made 32 starts (31-1B, 1-DH) before suffering a left hamstring strain on Sep 12 vs. BOS...returned in time for the start of the postseason.
- Began the season as a switch-hitter but last batted right-handed on Aug 14 at TOR, then abandoned the switch-hitting experiment.
- Hit .300/.404/.500 (12-for-40) with 5 2B, 1 HR and 6 RBI in his last 13 games (11 starts).
- Went 5-for-7 with 2 2B, 2 HR and 4 RBI against Gerrit Cole...both his homers as a left-handed batter came off Cole, and was the only player in the majors to homer off him twice.





- ◆ Made his fourth Opening Day roster and third straight, but did not start.
- ◆ On July 26 vs. TOR, batted right-handed for the first time in his major league career and homered in his second at-bat from that side, coming in the 6th inning off Anthony Kay.
- ◆ Prior to the homer off Kay as a right-handed batter, Choi had hit 36 HR in his career—the most of any player before hitting a home run from the opposite side since Stats LLC data is available (1974)...Choi logged 861 PA as a left-handed batter before his first plate appearance as a right-handed batter—3rd-most of any player since 1974 before “switching sides” behind CHC Javier Báez (2,394 PA as a righty, first hit lefty on Aug 8, 2019 at CIN against a position player pitching) and TEX Geno Petralli (1,898 PA as a lefty, first hit righty on July 24, 1992 at BAL).
- ◆ According to MLB.com’s Sarah Langs, Choi’s 861 PA batting lefty were the most from one side of the plate before hitting a homer from the other side since CLE Hal Trosky in 1935.
- ◆ Is the only Korean-born player to homer from both sides of the plate.
- ◆ On Aug 31 at NYY, reached base in all 5 PA, tying a career high...recorded 3 hits, including a 2-run homer off Gerrit Cole in the 1st inning.
- ◆ **POSTSEASON:** Hit .250/.412/.425 (10-for-40) with 2 HR and 4 RBI in 18 games (12 starts).
- ◆ Homered off Gerrit Cole in Game 1 of the ALDS vs. NYY in addition to twice in the regular season...was the second player in the modern era (since 1900) to homer in three different games against a pitcher coming off of a 300-SO season, according to Stats LLC...the other was CIN Deron Johnson off LAD Sandy Koufax in 1964.
- ◆ Became the first Korean-born position player to appear in a World Series.
- ◆ In **2019**, appeared in 127 games and made 106 starts (92-1B, 14-DH) in his first full season... missed the minimum 10 days on the injured list from July 3-12 due to a left ankle strain.
- ◆ Hit .250 (23-for-92) with RISP, but .314 (16-for-51) with RISP from May 30 through season’s end.
- ◆ Hit 8 HR in his last 26 games (23 starts), compared to 11 HR in his first 101 games (83 starts)... his 19 HR passed his total (17) from his first three seasons combined...his 6 HR in September were his most in a calendar month in his career.
- ◆ Made his first career Opening Day start.
- ◆ On June 27 at MIN, became the first player to enter in extra innings and finish with 3 BB (or more) since NYM Daryl Boston on Sep 24, 1992 at

STL, according to Stats LLC...walked in the 10th, 11th and 14th innings, and singled in the 18th... became the first player in franchise history to reach four times in a game he did not start.

- ◆ On Aug 9 at SEA, drew a bases-loaded walk for the second time in his career, both in a 6-game span...was the fourth time in franchise history a pinch-hitter drew a go-ahead, bases-loaded walk, and the first time in club history that happened in the 9th inning (or later).
- ◆ On Aug 18 vs. DET, hit a 2-run, walk-off single off Joe Jiménez in the 9th inning, his second career walk-off hit, following Sep 10, 2018 vs. CLE.
- ◆ On Sep 11-12 at TEX, reached base in a franchise-record 10 consecutive plate appearances, going 3-for-3 with 7 BB...this streak was matched by Yandy Díaz from Aug 20-23, 2020... was the second Ray to reach five times (or more) in back-to-back games, joining José Canseco from June 30–July 1, 1999 at BOS.
- ◆ On Sep 11 at TEX, reached base in all 5 PA and recorded the second multi-HR game of his career, following Aug 4, 2016 vs. OAK (with LAA)...hit a game-tying, 3-run homer in the 2nd inning and a solo homer in the 9th...his first homer was the third of his career off a lefty.
- ◆ On Sep 24 vs. NYY, hit a walk-off, solo homer off Cory Gearrin to start the 12th inning, the second walk-off homer of his career.
- ◆ **POSTSEASON:** Grounded out in the 9th inning as a pinch-hitter in the AL Wild Card Game at OAK...started at first base for all 5 games of the ALDS against the Astros and finished with 7 BB in 22 PA...his 7 BB were the most in a Division Series since SF Barry Bonds (8) in 2003.
- ◆ In Game 3 of the ALDS vs. HOU, hit a 3rd-inning solo homer off Zack Greinke.
- ◆ Split the **2018** season between the Brewers and Rays organizations...acquired in mid-June and played 49 games with 45 starts (44-DH, 1-1B) for the Rays...after joining the team, hit .269/.370/.506 (43-for-160) with 8 HR and 27 RBI.
- ◆ Hit a pinch-hit grand slam on June 9 at PHI, his final at-bat with the Brewers...was the seventh pinch-hit grand slam hit by a Brewer since Baseball Reference play-by-play data is complete (1973)...turned a 3-2 deficit to a 6-3 lead.
- ◆ On July 21 vs. MIA, his first home run as a Ray came in the 9th inning and went 460 feet, according to Statcast...at the time, it was the longest by a Ray at home since Statcast started tracking them beginning in 2015.
- ◆ On Sep 7 vs. BAL, hit the second grand slam of his career, in the 6th inning off Ryan Meisinger.



- ◆ On Sep 10 vs. CLE, hit a walk-off, 2-run homer off Brad Hand, giving the Rays a 6-5 win...it was his first career walk-off hit, and it was the 15th homer of his career and first off a left-handed pitcher...his walk-off homer was the third in franchise history by a left-handed hitter off a left-handed pitcher, joining Jake Bauers on June 24, 2018 vs. NYY (Chasen Shreve) and Gabe Gross on June 1, 2008 vs. CHW (Matt Thornton).
- ◆ Was optioned to Triple-A Durham after the trade...recalled on July 10 and made his Rays debut the next day vs. DET, going 2-for-4.
- ◆ Spent the majority of the **2017** season with Triple-A Scranton/Wilkes-Barre, aside from a short stint with the Yankees in July.
- ◆ Hit a 2-run homer in his Yankees debut on July 5 vs. TOR and a 2-run homer in his second game, July 7 vs. MIL...became the eighth player since Baseball Reference data is available (1901) to homer in his first 2 games with the Yankees.
- ◆ Was designated for assignment on July 19 and outrighted to Triple-A on July 23.
- ◆ Was on the injured list twice with Scranton/Wilkes-Barre...sidelined from May 14-23 with a left hamstring strain and from Sep 8-17 with right ankle inflammation.
- ◆ In **2016**, made the Angels Opening Day roster and appeared in 54 games (31 starts) over three stints with the club.
- ◆ On April 5 vs. CHC, made his major league debut as a defensive replacement.
- ◆ On April 23 vs. SEA, recorded his first career hit, a 7th-inning single off Félix Hernández.
- ◆ On July 18 vs. TEX, connected for his first career home run, a solo shot off A.J. Griffin.
- ◆ Missed most of the **2015** season with a broken leg...selected by the Angels from the Orioles in the major league phase of the Rule 5 Draft.
- ◆ Played 28 games for the Estrellas de Oriente in the Dominican Winter League.
- ◆ In **2014**, completed a 50-game suspension for violating the Minor League Drug Prevention and Treatment Program.
- ◆ Played 14 games for the Tigres de Aragua in the Venezuelan Winter League.
- ◆ Split the **2013** season between Class-A High Desert, Double-A Jackson and Triple-A Tacoma, batting .295 (125-for-424) with 18 HR...ranked 3rd among Mariners minor leaguers with 85 RBI.
- ◆ Named to the California League midseason All-Star Team.

- ◆ Played for the World team in the Futures Game in July at Citi Field.
- ◆ Limited to 66 games with Class-A Clinton in **2012**...played 40 games for the Adelaide Bite in the Australian Baseball League.
- ◆ Missed the **2011** season with a back injury.
- ◆ Named the Mariners Minor League Offensive Player of the Year in **2010**...was Most Valuable Player of the Arizona League...led the league with a .378 avg. and .459 OBP, ranked 2nd with a .541 SLG and tied for 4th with 15 2B...named to the Arizona League postseason All-Star Team.
- ◆ Moved from catcher to first base following a collision at home plate.
- ◆ Signed by the Mariners as a catcher on July 2, **2009**...graduated from Dong San High School in Incheon, South Korea.

## PERSONAL & MISC.

- ◆ Ji-Man was recognized as his hometown of Incheon's citizen of the year for 2020...the award goes annually to the person who best represents the city...Ji-Man donated 20,000 sterile masks to the Incheon community.
- ◆ Ji-Man became the first Korean-born position player to appear in a World Series, and his jersey from Game 2 (his first start) is on display in the "Autumn Glory" exhibit at the National Baseball Hall of Fame and Museum in Cooperstown.
- ◆ Ji-Man is terrified of ghosts and believes to have had many encounters with them, including hugs and whispers...his first ghostly encounter in baseball came while recovering from back surgery in 2011, when he felt a "spirit" on his chest and awoke as he felt the bed slump...he had another encounter at the Pfister Hotel in Milwaukee, where a number of major leaguers have claimed to experience the paranormal.



## CAREER HIGHS

HITS	HOME RUNS	RUNS	STRIKEOUTS
4, 2x-last 7/24/21 at CLE	2, 2x-last 9/11/19 at TEX	3, 3x-last 7/24/21 at CLE	4, 3x-last 8/6/21 at BAL
HITTING STREAK	RBI	WALKS	STOLEN BASES
9G, 2x-last 9/11/20 - 5/23/21	4, 4x-last 9/11/19 at TEX	4, 9/12/19 at TEX	1, 6x-last 7/19/19 vs. CHW

## HOME RUN HIGHLIGHTS

GRAND SLAMS (2)	WALK-OFF (2)
9/7/18 vs. BAL (Ryan Meisinger); 6/9/18 at PHI (Luis Garcia)	9/24/19 vs. NYY (Cory Gearrin); 9/10/18 vs. CLE (Brad Hand)
MULTI-HR GAMES (2)	PINCH-HIT (2)
2 - 9/11/19 at TEX; 8/4/16 vs. OAK	5/21/21 at TOR (A.J. Cole); 6/9/18 at PHI (Luis Garcia)

## CAREER BATTING

YEAR	CLUB	AVG	G	AB	R	H	2B	3B	HR	RBI	SH	SF	HB	BB-I	SO	SB	CS	GDP	OBP	SLG
2010	AZL Mariners	.378	39	135	23	51	15	2	1	23	0	2	1	21-0	30	10	1	3	.459	.541
	High Desert	.302	11	43	7	13	1	1	1	7	0	1	0	6-0	9	0	0	3	.380	.442
2011														Injured-Did Not Play						
2012	Clinton	.298	66	242	43	72	14	1	8	43	1	0	12	39-5	55	0	2	7	.420	.463
2013	High Desert	.337	48	181	34	61	24	3	7	40	0	1	2	27-1	33	0	1	5	.427	.619
	Jackson	.268	61	198	21	53	10	3	9	39	0	2	4	32-2	28	2	2	5	.377	.485
	Tacoma	.244	13	45	9	11	2	0	2	6	1	0	2	4-0	7	0	0	2	.333	.422
2014	Tacoma	.283	70	237	41	67	7	2	5	30	3	2	3	36-0	42	2	2	10	.381	.392
	Jackson	.273	4	11	3	3	1	0	1	5	0	0	0	4-2	2	0	0	0	.467	.636
2015	AZL Mariners	.250	5	12	1	3	1	0	0	2	0	0	0	1-0	2	0	0	0	.308	.333
	Tacoma	.298	18	57	8	17	4	0	1	16	0	0	0	10-1	14	0	1	2	.403	.421
2016	Los Angeles-AL	<b>.170</b>	<b>54</b>	<b>112</b>	<b>9</b>	<b>19</b>	<b>4</b>	<b>0</b>	<b>5</b>	<b>12</b>	<b>0</b>	<b>1</b>	<b>0</b>	<b>16-1</b>	<b>27</b>	<b>2</b>	<b>4</b>	<b>2</b>	<b>.271</b>	<b>.339</b>
	Salt Lake	.346	53	188	31	65	17	1	5	31	1	5	2	31-1	34	4	3	4	.434	.527
2017	Scranton/W-B	.288	87	288	42	83	25	1	15	69	0	7	4	39-3	86	3	1	2	.373	.538
	New York-AL	<b>.267</b>	<b>6</b>	<b>15</b>	<b>2</b>	<b>4</b>	<b>1</b>	<b>0</b>	<b>2</b>	<b>5</b>	<b>0</b>	<b>1</b>	<b>0</b>	<b>2-0</b>	<b>5</b>	<b>0</b>	<b>0</b>	<b>1</b>	<b>.333</b>	<b>.733</b>
2018	Milwaukee	<b>.233</b>	<b>12</b>	<b>30</b>	<b>4</b>	<b>7</b>	<b>2</b>	<b>0</b>	<b>2</b>	<b>5</b>	<b>0</b>	<b>0</b>	<b>0</b>	<b>2-1</b>	<b>14</b>	<b>0</b>	<b>0</b>	<b>1</b>	<b>.281</b>	<b>.500</b>
	Colorado Springs	.302	40	129	17	39	9	0	5	23	0	2	0	32-0	31	1	0	2	.436	.488
	Durham	.270	22	74	9	20	4	0	2	14	0	1	0	11-0	18	0	0	4	.360	.405
	Tampa Bay	<b>.269</b>	<b>49</b>	<b>160</b>	<b>21</b>	<b>43</b>	<b>12</b>	<b>1</b>	<b>8</b>	<b>27</b>	<b>0</b>	<b>2</b>	<b>3</b>	<b>24-0</b>	<b>41</b>	<b>2</b>	<b>0</b>	<b>0</b>	<b>.370</b>	<b>.506</b>
2019	Tampa Bay	<b>.261</b>	<b>127</b>	<b>410</b>	<b>54</b>	<b>107</b>	<b>20</b>	<b>2</b>	<b>19</b>	<b>63</b>	<b>0</b>	<b>7</b>	<b>6</b>	<b>64-2</b>	<b>108</b>	<b>2</b>	<b>3</b>	<b>7</b>	<b>.363</b>	<b>.459</b>
2020	Tampa Bay	<b>.230</b>	<b>42</b>	<b>122</b>	<b>16</b>	<b>28</b>	<b>13</b>	<b>0</b>	<b>3</b>	<b>16</b>	<b>0</b>	<b>3</b>	<b>0</b>	<b>20-2</b>	<b>36</b>	<b>0</b>	<b>0</b>	<b>1</b>	<b>.331</b>	<b>.410</b>
2021	Durham	.261	6	23	4	6	2	0	0	2	0	1	0	3-0	7	0	0	1	.333	.348
	Tampa Bay	<b>.229</b>	<b>83</b>	<b>258</b>	<b>36</b>	<b>59</b>	<b>14</b>	<b>0</b>	<b>11</b>	<b>45</b>	<b>0</b>	<b>0</b>	<b>2</b>	<b>45-0</b>	<b>87</b>	<b>0</b>	<b>0</b>	<b>5</b>	<b>.348</b>	<b>.411</b>
	FCL Rays	.000	2	5	0	0	0	0	0	1	0	0	0	2-0	3	0	0	0	.286	.000
<b>Minor League Totals</b>		<b>.302</b>	<b>545</b>	<b>1868</b>	<b>293</b>	<b>564</b>	<b>136</b>	<b>14</b>	<b>62</b>	<b>351</b>	<b>6</b>	<b>24</b>	<b>30</b>	<b>298-15</b>	<b>401</b>	<b>22</b>	<b>13</b>	<b>50</b>	<b>.402</b>	<b>.489</b>
<b>Rays Totals</b>		<b>.249</b>	<b>301</b>	<b>950</b>	<b>127</b>	<b>237</b>	<b>59</b>	<b>3</b>	<b>41</b>	<b>151</b>	<b>0</b>	<b>12</b>	<b>11</b>	<b>153-4</b>	<b>272</b>	<b>4</b>	<b>3</b>	<b>13</b>	<b>.356</b>	<b>.447</b>
<b>Major League Totals</b>		<b>.241</b>	<b>373</b>	<b>1107</b>	<b>142</b>	<b>267</b>	<b>66</b>	<b>3</b>	<b>50</b>	<b>173</b>	<b>0</b>	<b>14</b>	<b>11</b>	<b>173-6</b>	<b>318</b>	<b>6</b>	<b>7</b>	<b>17</b>	<b>.346</b>	<b>.442</b>

**1:** Signed by the Seattle Mariners as a free agent, July 2, 2009...signed by Jamey Storvick and Pat Kelly. **2:** Signed by the Baltimore Orioles as a free agent, November 24, 2015. **3:** Selected by the Los Angeles Angels from Baltimore in the major league phase of the Rule 5 Draft, December 10, 2015. **4:** Signed by the New York Yankees as a free agent, January 16, 2017. **5:** Signed by the Milwaukee Brewers as a free agent, January 16, 2018. **6:** Acquired by the Tampa Bay Rays from Milwaukee in exchange for INF Brad Miller and cash considerations, June 10, 2018.



## CAREER FIELDING

YEAR	POSITION	PCT	G	PO	A	E	TC	DP
2016	First Base	.993	27	127	11	1	139	15
	Left Field	1.000	20	26	0	0	26	0
2017	First Base	.973	6	35	1	1	37	3
2018	First Base	1.000	3	13	2	0	15	5
	Left Field	-	1	0	0	0	0	0
2019	First Base	.992	103	749	36	6	791	66
2020	First Base	.989	38	255	11	3	269	25
2021	First Base	.996	73	500	23	2	525	46
<b>Totals</b>	<b>First Base</b>	<b>.993</b>	<b>250</b>	<b>1678</b>	<b>84</b>	<b>13</b>	<b>1775</b>	<b>160</b>
	<b>Left Field</b>	<b>1.000</b>	<b>21</b>	<b>26</b>	<b>0</b>	<b>0</b>	<b>26</b>	<b>0</b>

## POSTSEASON BATTING

YEAR	SERIES	CLUB	AVG	G	AB	R	H	2B	3B	HR	RBI	SH	SF	HB	BB-I	SO	SB	CS	GDP	OBP	SLG
2019	ALWC	TB vs. OAK	.000	1	1	0	0	0	0	0	0	0	0	0	0-0	0	0	0	0	.000	.000
	ALDS	TB vs. HOU	.200	5	15	2	3	0	0	1	1	0	0	1	7-0	10	0	0	0	.455	.400
2020	ALWC	TB vs. TOR	.000	2	3	0	0	0	0	0	0	0	0	0	0-0	1	0	0	1	.000	.000
	ALDS	TB vs. NYY	.267	5	15	2	4	1	0	1	3	0	0	0	3-1	0	0	0	0	.421	.533
	ALCS	TB vs. HOU	.385	5	13	3	5	0	0	1	1	0	0	0	4-0	6	0	0	0	.529	.615
	WS	TB vs. LAD	.111	6	9	3	1	0	0	0	0	0	0	0	3-0	4	0	0	0	.333	.111
2021	ALDS	TB vs. BOS	.286	3	7	1	2	0	0	1	1	0	0	0	0-0	2	0	0	0	.286	.714
<b>Postseason Totals</b>			<b>.238</b>	<b>27</b>	<b>63</b>	<b>11</b>	<b>15</b>	<b>1</b>	<b>0</b>	<b>4</b>	<b>6</b>	<b>0</b>	<b>0</b>	<b>1</b>	<b>17-1</b>	<b>23</b>	<b>0</b>	<b>0</b>	<b>1</b>	<b>.407</b>	<b>.444</b>

## LEFT-RIGHT BREAKDOWN

	2021					CAREER				
	AVG	AB	H	HR	RBI	AVG	AB	H	HR	RBI
vs. Left	.186	70	13	0	5	.179	195	35	4	16
vs. Right	.245	188	46	11	40	.254	912	232	46	157



TYLER SCHANK / TAMPA BAY RAYS



**2** INFIELDER

# YANDY DÍAZ

**Yandy Díaz Fernández** (YAHN-dee)



<b>BATS</b> RIGHT	<b>THROWS</b> RIGHT	<b>HEIGHT</b> 6'2"	<b>WEIGHT</b> 240
-------------------	---------------------	--------------------	-------------------

OPENING DAY AGE <b>30</b>	MAJOR LEAGUE SERVICE <b>3 years, 122 days</b>
BORN <b>8/8/91</b> in <b>Sagua la Grande, Cuba</b>	RESIDES <b>Miami, FL</b>
CONTRACT STATUS <b>Signed through 2022</b>	SIGNING SCOUT <b>Ramón Peña (Cleveland)</b>
ACQUIRED <b>From Cleveland along with RH Cole Sulser in a three-team trade with the Seattle Mariners in exchange for 1B Jake Bauers and cash considerations, 12/13/18</b>	

## 2021 SEASON

- Recorded a career-high 64 RBI and his 13 HR were one shy of tying a career high from 2019... all 13 HR came in his last 80 games after going 54 games without one to begin the season.
- According to FanGraphs, swung at 22.7 pct. of pitches outside the zone, 4th-lowest in the AL.
- Hit .288/.367/.445 (55-for-191) vs. LHP and .273/.386/.400 (60-for-220) at Tropicana Field.
- Made his fourth Opening Day roster (2017, 2019-21), all starts (3-3B, 1-1B).
- On June 6 at TEX, recorded a bases-loaded walk in the 8th inning and hit a 2-run homer in the 9th...marked his first homer since Aug 21, 2020 vs. TOR, going 62 games and 210 AB in between.
- On July 5 vs. CLE, recorded his first career walk-off RBI on a bases-loaded fielder's choice.
- On Sep 16 vs. DET, hit his third career leadoff homer and first since April 27, 2019 at BOS.
- POSTSEASON:** Hit .200 (3-for-15) in 4 games (3 starts)...delivered an RBI single in the 1st inning of both Games 1-2 of the ALDS vs. BOS.

- Hit .355/.444/.452 (33-for-93) with 3 2B, 2 HR and 11 RBI in August...min. 75 PA, led the AL in on-base pct. and ranked 2nd in avg. ...this came on the heels of a 2-for-21 start through 7 games.
- Made 7 starts batting leadoff and reached base safely leading off the 1st inning five times.
- Hit .325/.460/.425 (13-for-40) with 2 outs.
- Walked in each of his first 7 games, the longest streak of his career and the longest streak to start a season in club history, passing Gabe Gross (5) in 2009...was the first player in the majors to start a season in this fashion since CIN Jonny Gomes (8) and ATL Jason Heyward (8) in 2011.
- Reached base safely in his first 22 games, the 2nd-longest streak to start a season in franchise history behind Rocco Baldelli (24) in 2003...hit .301 (22-for-73) with 17 BB during the streak.
- Went 16 games (15 starts) before his first RBI, the longest stretch by a Ray to start the season since Logan Morrison (28) in 2016.
- Hit 2 HR in a stretch of 3 AB after going 110 AB without one...both homers came in back-to-back games from Aug 20-21 at NYY, vs. TOR.
- On Aug 24 vs. TOR, snapped a streak of reaching base in a club-record-tying 10 straight plate appearances...matched Ji-Man Choi's streak from Sep 11-12, 2019 at TEX...recorded 6 hits, including 2 HR, and 4 BB over that span.
- On Aug 28 at MIA, hit a go-ahead, RBI single in the 8th inning, the latest in a game he delivered a go-ahead hit at the time...the next night, delivered a go-ahead, RBI single in the 6th.
- POSTSEASON:** Hit .194/.383/.250 (7-for-36) in 13 games (11 starts), with more walks (11) than strikeouts (10)...his only RBI was a 3rd-inning triple off Clayton Kershaw in Game 5 vs. LAD, the first World Series triple in Rays history.

## CAREER HIGHLIGHTS

- Since the start of the 2020 season, his .368 OBP ranks 5th in the AL (min. 500 PA).
- Appeared in 34 games and made 30 starts (22-3B, 6-DH, 2-1B) before suffering a right hamstring strain on Aug 31, ending his regular season... returned in time for the start of the postseason.
- At the time of his injury, ranked 2nd in the AL with a .428 OBP and 3rd with 23 BB...according to Statcast, his 18 opposite-field hits through Aug 31 tied for most in the majors.



- ◆ In Game 1 of the World Series at LAD, became the seventh first baseman in World Series history to start at leadoff, first since LAD David Freese in 2018 and PHI Pete Rose in 1980.
- ◆ In 2019, limited to 79 games due to three stints on the injured list, the third of which cost him over two months...hit 14 HR in 347 PA for the Rays, compared to 1 HR in 299 PA over two seasons with Cleveland...became the 11th Cuban-born player in franchise history.
- ◆ Sustained a left foot contusion on July 22 vs. BOS, when he fouled a ball off his foot with the Rays trailing 9-4 in the 9th inning...did not return until the final game of the regular season.
- ◆ While progressing back from his left foot injury, felt an increase of pain while taking ground balls prior to the game on Aug 7...CT scan results revealed an uncommon hairline fracture of the navicular bone in his left foot.
- ◆ Sideline from May 20-June 1 with a left hand contusion and from June 17-26 with right hamstring discomfort.
- ◆ Hit .500 (8-for-16) with 1 2B, 2 HR and 3 BB leading off a game and .337 (28-for-83) with 5 HR and 10 RBI out of the leadoff spot in the order.
- ◆ On March 29 vs. HOU, hit his first home run as a Ray, a solo shot in the 6th inning off Gerrit Cole...since Statcast was introduced in 2015, his homer tied for the club's lowest by launch angle (17°), joining Brad Miller on June 17, 2016 vs. SF.
- ◆ On April 7 at SF, homered off Drew Pomeranz for the first leadoff homer of his career.
- ◆ On May 11 vs. NYY, hit a solo homer off CC Sabathia in the 3rd inning and a 3-run shot off Nestor Cortes Jr. in the 8th for the first multi-HR game of his career...his 4 RBI were a career high.
- ◆ On July 2 vs. BAL, pinch-ran and scored in the 6th inning and walked and scored in the 7th... became the second player in franchise history to score multiple runs without an official at-bat, joining Geoff Blum on Aug 29, 2004 at OAK.
- ◆ On July 18 at NYY (G1), was the second of back-to-back homers with Austin Meadows to lead off the 1st inning...it was the second time in club history Rays hitters hit back-to-back homers to lead off a game, following June 15, 1998 vs. TOR (Quinton McCracken, Wade Boggs).
- ◆ **POSTSEASON:** Started at first base in the AL Wild Card Game at OAK and started the first 3 games of the ALDS against the Astros, one as the designated hitter and two at third base...was replaced in the 3rd inning of Game 3.
- ◆ Hit leadoff in the Wild Card Game and homered in the 1st and 3rd innings, becoming the fifth

Ray with a multi-HR game in the postseason and the first to do it in a "winner take all" game.

- ◆ Was the 10th player in postseason history with a multi-HR effort in a "winner take all" game but only the second out of the leadoff spot, joining BOS Johnny Damon in Game 7 of the 2004 ALCS...became the first leadoff hitter to homer in each of his first 2 AB of a postseason.
- ◆ According to Stats LLC, was the first position player to homer in the postseason after not having any hits after July in the regular season.

66

He sees the ball really well. He hits the ball extremely hard consistently. And he swings at strikes. And, I mean, he's The Hulk.

**BENCH COACH MATT QUATRARO**  
| ESPN.com |

99

- ◆ In 2018, appeared in 39 games and made 26 starts (15-DH, 6-1B, 5-3B) over two stints with Cleveland...was on the active roster from June 20-23 and Aug 12 through season's end.
- ◆ In his season debut on July 20 at TEX, went 4-for-6 with 2 RBI in an 11-inning win...was the first Cleveland player with 4 hits in his season debut since David Dellucci in 2009.
- ◆ On Sep 4 vs. KC, hit his first career home run, a solo shot off Jake Newberry...came in his 244th career plate appearance, snapping Cleveland's longest homerless drought to begin a major league career since John McDonald in 2002.
- ◆ Finished the season as the International League leader with a .409 OBP...ranked 2nd with 70 BB and 6th with a .293 avg...at the time of his last recall, was leading the IL in walks and was tied for 6th with 24 2B.
- ◆ **POSTSEASON:** Was the starting designated hitter in Game 3 of the ALDS vs. HOU and doubled in the 2nd inning off Dallas Keuchel.
- ◆ In 2017, was on the Cleveland roster for three stints: Opening Day-April 20, May 8-15 and Aug 22 through season's end...was the first Cuban-born Cleveland player since Danys Báez in 2003.
- ◆ Was Cleveland's Opening Day third baseman in his major league debut...recorded his first career hit that night, a double off Yu Darvish.
- ◆ Was optioned to Triple-A Columbus after 15 games when Jason Kipnis returned from the injured list...named to the IL postseason All-Star



Team...at the time of his third recall, was leading the IL in avg. (.350) and on-base pct. (.454).

- ♦ Hit .458 (22-for-48) with 2 HR and 15 RBI in spring training to make the Opening Day roster.
- ♦ Played 11 games for the Leones del Caracas in the Venezuelan Winter League but was shut down on Nov 26 with abdominal soreness.
- ♦ In **2016**, earned a May 12 promotion from Double-A Akron to Columbus and was named IL Rookie of the Year...led the league with a .399 OBP and ranked 2nd with a .325 avg.
- ♦ Between the two levels, hit .318/.408/.446 (141-for-444) with 9 HR and 58 RBI...ranked 3rd among Cleveland minor leaguers in avg.
- ♦ Played for the World team in the Futures Game in July at Petco Park.
- ♦ Recorded a 28-game hitting streak from July 6–Aug 10, the IL's longest since 2007.
- ♦ Named to Cleveland's Organizational All-Star Team by MLB.com.
- ♦ Played 40 games for the Leones del Caracas in the Venezuelan Winter League...hit .371 (56-for-151) with 2 HR and 18 RBI.
- ♦ Ranked by *Baseball America* as the No. 11 prospect in the Cleveland system following the season...the publication also tabbed him as having the Best Strike-Zone Judgment in the organization...named to its Triple-A All-Star Team.
- ♦ In **2015**, named to the Eastern League midseason and postseason All-Star teams...led the league with 78 BB and a .412 OBP and ranked 3rd with 150 hits and a .315 avg.
- ♦ Was promoted to Columbus near the end of the regular season and helped them win the Governors' Cup.
- ♦ Between the two levels, his 153 hits were the most by a Cleveland minor leaguer since Jason Kipnis (159) in 2010.
- ♦ Named to Cleveland's Organizational All-Star Team by MLB.com.
- ♦ Played 18 games for the Scottsdale Scorpions in the Arizona Fall League.
- ♦ Ranked by *Baseball America* as the No. 15 prospect in the Cleveland system following the season.
- ♦ In **2014**, played with Class-A Carolina in his first professional season...ranked by *Baseball America* as the Best Defensive Third Baseman in the Carolina League in its Best Tools survey.

## AMATEUR CAREER

- ♦ Played three seasons for Villa Clara in the Cuban National Series...defected from Cuba to the

Dominican Republic and trained for scouts there before signing with Cleveland.

- ♦ His father, Jorge, played in the Rangers minor league system in 2000.

## PERSONAL & MISC.

- ♦ Yandy was twice caught and arrested while attempting to defect from Cuba, each time jailed for 21 days...on the third attempt, he and friend Leandro Linares waited in tall grass until their motorized raft arrived...they set out at around 2 a.m. and arrived in the Dominican Republic at about 2 p.m. the next day...Yandy reports to have seen sharks swimming alongside the raft.
- ♦ Yandy hasn't seen his family in Cuba since he defected...he calls his mother, Elsa Maria Fernández, who still lives there, almost every day and says she influenced him to play baseball.
- ♦ His father, Jorge, played with inaugural Rays pitcher Rolando Arrojo for Villa Clara in the Cuban National Series and eventually defected to play a brief stint in the minor leagues...Yandy would later play for Villa Clara as well.
- ♦ He is a gym rat whose muscles have been featured in *Men's Journal*...he began weightlifting when he was 12 years old.



## CAREER HIGHS

### HITS

4, 4x-last 7/22/21 at CLE

### HITTING STREAK

11G, 9/24/18 – 4/5/19

### HOME RUNS

2, 5/11/19 vs. NYY

### RBI

4, 2x-last 9/4/21 vs. MIN

### RUNS

4, 8/24/17 vs. BOS

### WALKS

3, 4/15/21 vs. TEX

### STRIKEOUTS

3, 7x-last 8/20/21 vs. CHW

### STOLEN BASES

1, 4x-last 7/1/19 vs. BAL

## HOME RUN HIGHLIGHTS

### LEADOFF (3)

9/16/21 vs. DET (Tyler Alexander); 4/27/19 at BOS (David Price); 4/7/19 at SF (Drew Pomeranz)

### MULTI-HR GAMES (1)

2 – 5/11/19 vs. NYY

## CAREER BATTING

YEAR	CLUB	AVG	G	AB	R	H	2B	3B	HR	RBI	SH	SF	HB	BB-I	SO	SB	CS	GDP	OBP	SLG
2008	Villa Clara (Cuba)	.500	5	4	1	2	0	0	0	1	1	0	0	2-0	1	0	0	0	.667	.500
2009	Villa Clara (Cuba)	.292	67	168	28	49	5	1	1	18	9	0	3	33-0	26	3	3	8	.417	.351
2010	Villa Clara (Cuba)	.254	59	142	32	36	5	0	2	22	4	1	5	30-0	27	7	2	5	.399	.331
2014	Carolina	.286	76	283	42	81	7	5	2	37	2	1	3	49-1	35	3	3	4	.396	.367
2015	Akron	.315	132	476	61	150	13	5	7	55	3	4	3	78-0	65	8	7	15	.412	.408
	Columbus	.158	4	19	1	3	2	0	0	1	0	0	0	0-0	5	0	0	0	.158	.263
2016	Akron	.286	26	84	13	24	0	1	2	14	0	1	1	24-0	16	6	2	0	.445	.381
	Columbus	.325	95	360	53	117	22	3	7	44	2	6	1	47-1	70	5	1	7	.399	.461
2017	<b>Cleveland</b>	<b>.263</b>	<b>49</b>	<b>156</b>	<b>25</b>	<b>41</b>	<b>8</b>	<b>1</b>	<b>0</b>	<b>13</b>	<b>0</b>	<b>1</b>	<b>1</b>	<b>21-0</b>	<b>35</b>	<b>2</b>	<b>0</b>	<b>5</b>	<b>.352</b>	<b>.327</b>
	Columbus	.350	85	309	56	108	17	1	5	33	2	2	1	60-1	56	1	2	11	.454	.460
2018	Columbus	.293	98	348	53	102	24	0	3	40	1	5	2	70-3	75	2	3	8	.409	.388
	<b>Cleveland</b>	<b>.312</b>	<b>39</b>	<b>109</b>	<b>15</b>	<b>34</b>	<b>5</b>	<b>2</b>	<b>1</b>	<b>15</b>	<b>0</b>	<b>0</b>	<b>0</b>	<b>11-1</b>	<b>19</b>	<b>0</b>	<b>0</b>	<b>6</b>	<b>.375</b>	<b>.422</b>
2019	<b>Tampa Bay</b>	<b>.267</b>	<b>79</b>	<b>307</b>	<b>53</b>	<b>82</b>	<b>20</b>	<b>1</b>	<b>14</b>	<b>38</b>	<b>0</b>	<b>4</b>	<b>1</b>	<b>35-1</b>	<b>61</b>	<b>2</b>	<b>2</b>	<b>9</b>	<b>.340</b>	<b>.476</b>
2020	<b>Tampa Bay</b>	<b>.307</b>	<b>34</b>	<b>114</b>	<b>16</b>	<b>35</b>	<b>3</b>	<b>0</b>	<b>2</b>	<b>11</b>	<b>0</b>	<b>0</b>	<b>1</b>	<b>23-1</b>	<b>17</b>	<b>0</b>	<b>0</b>	<b>6</b>	<b>.428</b>	<b>.386</b>
2021	<b>Tampa Bay</b>	<b>.256</b>	<b>134</b>	<b>465</b>	<b>62</b>	<b>119</b>	<b>20</b>	<b>1</b>	<b>13</b>	<b>64</b>	<b>0</b>	<b>4</b>	<b>3</b>	<b>69-4</b>	<b>85</b>	<b>1</b>	<b>1</b>	<b>11</b>	<b>.353</b>	<b>.387</b>
	<b>Minor League Totals</b>	<b>.311</b>	<b>516</b>	<b>1879</b>	<b>279</b>	<b>585</b>	<b>85</b>	<b>15</b>	<b>26</b>	<b>224</b>	<b>10</b>	<b>19</b>	<b>11</b>	<b>328-6</b>	<b>322</b>	<b>25</b>	<b>18</b>	<b>45</b>	<b>.413</b>	<b>.414</b>
	<b>Rays Totals</b>	<b>.266</b>	<b>247</b>	<b>886</b>	<b>131</b>	<b>236</b>	<b>43</b>	<b>2</b>	<b>29</b>	<b>113</b>	<b>0</b>	<b>8</b>	<b>5</b>	<b>127-6</b>	<b>163</b>	<b>3</b>	<b>3</b>	<b>26</b>	<b>.359</b>	<b>.418</b>
	<b>Major League Totals</b>	<b>.270</b>	<b>335</b>	<b>1151</b>	<b>171</b>	<b>311</b>	<b>56</b>	<b>5</b>	<b>30</b>	<b>141</b>	<b>0</b>	<b>9</b>	<b>6</b>	<b>159-7</b>	<b>217</b>	<b>5</b>	<b>3</b>	<b>37</b>	<b>.359</b>	<b>.406</b>
	<b>Cuban National Series</b>	<b>.277</b>	<b>131</b>	<b>314</b>	<b>61</b>	<b>87</b>	<b>10</b>	<b>1</b>	<b>3</b>	<b>41</b>	<b>14</b>	<b>1</b>	<b>8</b>	<b>65-0</b>	<b>54</b>	<b>10</b>	<b>5</b>	<b>10</b>	<b>.412</b>	<b>.344</b>

1: Signed by Cleveland as a free agent, September 20, 2013...signed by Ramón Peña. 2: Acquired by the Tampa Bay Rays along with RH Cole Sulser from Cleveland as part of a three-team trade, December 13, 2018. Tampa Bay sent 1B Jake Bauers to Cleveland and cash considerations to the Seattle Mariners.





## CAREER FIELDING

YEAR	POSITION	PCT	G	PO	A	E	TC	DP
2017	Third Base	.972	40	19	50	2	71	8
	Left Field	.667	3	2	0	1	3	0
2018	First Base	1.000	9	51	7	0	58	1
	Third Base	.909	9	0	10	1	11	1
2019	Third Base	.962	50	21	79	4	104	7
	First Base	.993	22	136	5	1	142	17
2020	Third Base	.981	25	12	41	1	54	4
	First Base	1.000	2	9	0	0	9	0
2021	First Base	.996	81	509	31	2	542	51
	Third Base	.983	58	35	84	2	121	12
	Second Base	-	1	0	0	0	0	0
<b>Totals</b>	<b>Third Base</b>	<b>.972</b>	<b>182</b>	<b>87</b>	<b>264</b>	<b>10</b>	<b>361</b>	<b>32</b>
	<b>First Base</b>	<b>.996</b>	<b>114</b>	<b>705</b>	<b>43</b>	<b>3</b>	<b>751</b>	<b>69</b>
	<b>Left Field</b>	<b>.667</b>	<b>3</b>	<b>2</b>	<b>0</b>	<b>1</b>	<b>3</b>	<b>0</b>
	<b>Second Base</b>	<b>-</b>	<b>1</b>	<b>0</b>	<b>0</b>	<b>0</b>	<b>0</b>	<b>0</b>

## POSTSEASON BATTING

YEAR	SERIES	CLUB	AVG	G	AB	R	H	2B	3B	HR	RBI	SH	SF	HB	BB-I	SO	SB	CS	GDP	OBP	SLG
2018	ALDS	CLE vs. HOU	.333	1	3	0	1	1	0	0	0	0	0	0	0-0	1	0	0	0	.333	.667
2019	ALWC	TB vs. OAK	.750	1	4	2	3	0	0	2	2	0	0	0	0-0	0	0	0	0	.750	2.250
	ALDS	TB vs. HOU	.000	3	9	0	0	0	0	0	0	0	0	0	0-0	4	0	0	0	.000	.000
2020	ALWC	TB vs. TOR	.000	1	2	1	0	0	0	0	0	0	0	0	2-0	1	0	0	0	.500	.000
	ALDS	TB vs. NYY	.111	3	9	0	1	0	0	0	0	0	0	0	4-0	2	0	0	0	.385	.111
	ALCS	TB vs. HOU	.154	4	13	1	2	0	0	0	0	0	0	0	3-0	4	0	0	0	.313	.154
	WS	TB vs. LAD	.333	5	12	1	4	0	1	0	1	0	0	0	2-0	3	0	0	0	.429	.500
2021	ALDS	TB vs. BOS	.200	4	15	1	3	0	0	0	2	0	0	0	1-0	2	0	0	0	.250	.200
<b>Postseason Totals</b>			<b>.209</b>	<b>22</b>	<b>67</b>	<b>6</b>	<b>14</b>	<b>1</b>	<b>1</b>	<b>2</b>	<b>5</b>	<b>0</b>	<b>0</b>	<b>0</b>	<b>12-0</b>	<b>17</b>	<b>0</b>	<b>0</b>	<b>0</b>	<b>.329</b>	<b>.343</b>

## LEFT-RIGHT BREAKDOWN

	2021					CAREER				
	AVG	AB	H	HR	RBI	AVG	AB	H	HR	RBI
vs. Left	.288	191	55	6	25	.289	429	124	13	55
vs. Right	.234	274	64	7	39	.259	722	187	17	86



29

RIGHT-HANDED PITCHER

# PETE FAIRBANKS

Peter Anderson Fairbanks

BATS **RIGHT**THROWS **RIGHT**HEIGHT **6'6"**WEIGHT **230**OPENING DAY AGE **28**MAJOR LEAGUE SERVICE **2 years, 57 days**BORN **12/16/93** in **Milwaukee, WI**RESIDES **St. Louis, MO**CONTRACT STATUS **Signed through 2022**SIGNING SCOUT **Dustin Smith (Rangers)**ACQUIRED **From the Texas Rangers in exchange for INF Nick Solak, 7/13/19**

## 2021 SEASON

- Missed 25 games with a right rotator cuff strain and another 25 games for right shoulder inflammation...went 0-2 with a 3.86 ERA (11.2-IP; 5-ER) in 13 apps after returning from his second stint on the injured list...his last 7 apps were scoreless.
- His 6 losses were the most among Rays relievers and tied for 5th among AL relievers...suffered 3 losses over a stretch of 4 apps from June 16-22, including two walk-off losses...allowed a total of 7 runs (3 ER) in 3.2 IP over this stretch.
- Pitched to a 2.25 ERA (20-IP; 5-ER) in 20 apps at Tropicana Field, compared to a 4.76 ERA (22.2-IP; 12-ER) in 27 apps on the road.
- Made his second consecutive Opening Day roster, both with the Rays.
- On June 16 at CHW, yielded a walk-off single to Yasmani Grandal in the 10th, the first time in his career he was on the mound for a walk-off loss.
- On June 17 at SEA, charged his first blown save since Aug 26, 2020 vs. BAL and took a second loss in as many days, both on walk-off hits...yielded a game-tying double to Shed Long Jr. and a walk-off single to Kyle Seager.
- On July 7 vs. CLE (G2), pitched a perfect 7th and final inning including a flyout to right field for the final out of the game as five Rays pitchers combined to allow 0 hits.
- On Sep 25 vs. MIA, pitched a scoreless 9th inning of a 7-3 win and was on the mound as the Rays clinched the division title...retired his first 2 BF before loading the bases (single, walk, single) but got a foul pop to end the game.
- POSTSEASON:** Totaled 2.2 IP over Games 3-4 of the ALDS at BOS...his only hit allowed was a solo homer to Kiké Hernández in the 5th inning of Game 3...went 1.2 scoreless innings in Game 4.

## CAREER HIGHLIGHTS

- In **2020**, voted the club's Outstanding Rookie by the Tampa Bay Chapter of the BBWAA.
- His 6 wins led the team, ahead of Tyler Glasnow (5) and Josh Fleming (5), and tied for most among major league relievers...marked the first time in club history a reliever led the team in wins...his 27 apps led the team and tied for 6th in the AL.
- Tied three others for the major league rookie lead in wins...tied for 2nd among rookies in apps, trailing SF Tyler Rogers (29)...his 35 SO ranked 4th among major league rookies.
- His 13.16 SO/9 IP ratio was tops for a rookie reliever in club history, ahead of Colin Poche (12.54) in 2019 and Kirby Yates (10.50) in 2014.
- Recorded a strikeout in each of his first 16 apps...at the time, marked the 2nd-longest streak for a reliever to start a season in franchise history behind Matt Andriese (18) in 2018.
- From Aug 12 through season's end, went 4-2 with a 1.37 ERA (19.2-IP; 3-ER) in 20 apps (2 starts)...this included a streak of 12 apps without an earned run from Aug 12-Sep 6.
- Entered with the Rays tied or ahead in 26 of his 27 apps...the only exception was on July 31 at BAL, when he entered with a 1-run deficit.
- Was one of two Rays relievers on the active roster for the entire season to not record a save, along with Aaron Loup.
- Allowed 2 HR, coming in his first (Reese McGuire) and last (Andrew McCutchen) apps.
- On Aug 22 vs. TOR, pitched a scoreless 7th inning, tagging out Cavan Biggio attempting to score from second for the final out...began the frame with a pair of 3-1 groundouts before a Biggio single and stolen base...became the first



pitcher in franchise history to record three putouts in one inning.

- ◆ On Sep 16 vs. WSH, made his first career start and pitched a scoreless 1st inning.
- ◆ **POSTSEASON:** Went 0-0 with a 3.65 ERA (12.1-IP, 5-ER) in 9 apps, and the Rays went 8-1 in games he pitched...tied Diego Castillo for the team lead with 3 saves.
- ◆ Became the fifth rookie since saves became an official stat (1969) to have three (or more) in the postseason...joined STL Trevor Rosenthal (4) in 2013, CHW Bobby Jenks (4) in 2005, STL Adam Wainwright (4) in 2005 and SEA Kaz Sasaki (3) in 2000.
- ◆ According to Stats LLC, was the first pitcher to have no saves all season and get one in his team's postseason opener since PIT Bob Walk in 1991.
- ◆ Became the second pitcher since saves became an official stat to have none during the regular season and then record his team's first two in the postseason, according to Stats LLC...joined OAK Vida Blue in 1972.
- ◆ Was on the mound when the Rays clinched the pennant in Game 7 of the ALCS vs. HOU, as Aledmys Díaz flew out to right...allowed a pair of inherited runners to score in the 8th inning but pitched around a 1-out single for a scoreless 9th, becoming the first rookie to save a Game 7 since TB David Price in the 2008 ALCS vs. BOS.
- ◆ In **2019**, totaled two stints with the Rays and three stints in the majors...began the season in Class-A in the Rangers organization and reached the majors two months later.
- ◆ Acquired from the Rangers on July 13 and went 2-1 with a 5.11 ERA (12.1-IP, 7-ER) in 13 apps with the Rays after going 0-2 with a 9.31 ERA (9.2-IP, 10-ER) with Texas.
- ◆ Was on the Rays roster from Aug 16-17 and Sep 1 through season's end...his first 8 apps came with the Rangers from June 8-July 2.
- ◆ His avg. fastball velocity, according to FanGraphs, was 97.4 mph...his hardest-thrown pitch, according to Statcast, was 99.8 mph.
- ◆ Made his major league debut at Globe Life Park on June 9 vs. OAK, striking out the side in a perfect 5th inning and pitching around an error to face the minimum in the 6th inning.
- ◆ On Aug 16 vs. DET, made his Rays debut and yielded a run in the 8th inning, allowing a lead-off double and a 1-out RBI double.
- ◆ On Sep 10 at TEX, recorded his first career save, pitching the 11th inning against his former team.

- ◆ Began the season with Class-A Down East...his season debut marked his first professional outing since July 21, 2017...earned promotions to Double-A Frisco on May 9 and to Triple-A Nashville on May 29.
- ◆ Went 3-2 with a 4.53 ERA (43.2-IP, 22-ER) and 70 SO in 40 apps in the minors, including 1-2 with a 5.09 ERA (17.2-IP, 10-ER) with Durham.
- ◆ Ranked by *Baseball America* as the No. 22 prospect in the Rays system following the season.
- ◆ Missed the entire **2018** season recovering from a second Tommy John surgery... returned to pitch in the Instructional League.
- ◆ In **2017**, was sidelined from June 15-24 and July 22 through season's end with a UCL strain... underwent Tommy John surgery on Aug 14.
- ◆ Began the **2016** season in the starting rotation for Class-A Hickory before a July 17-Aug 4 stint on the injured list for a right forearm strain... pitched out of the bullpen after his return.
- ◆ Ranked 6th among Rangers minor leaguers with 101.1 IP and 10th with 80 SO.
- ◆ In **2015**, began his professional career with Short-A Spokane...went 1-0 with a 2.21 ERA (40.2-IP, 10-ER) in his final 8 apps, all starts.

## AMATEUR CAREER

- ◆ Selected by the Rangers in the ninth round of the 2015 Amateur Draft out of the University of Missouri, where he pitched three seasons...went 4-5 with a 3.40 ERA (76.2-IP, 29-ER) as a junior.
- ◆ Required Tommy John surgery during his junior year at Webster Groves (Mo.) High School.
- ◆ Named first team All-Conference as an infielder as a high school senior, batting .393 with 6 HR and 21 RBI...was a second team All-Conference pitcher in 2009-10 and also earned the honor as an outfielder in those same seasons.

## PERSONAL & MISC.

- ◆ Pete studied mechanical engineering at Mizzou and scored 34 out of a possible 36 points on his ACT...had baseball not worked out, he had hoped to work for Boeing designing military aircraft.
- ◆ He and his wife, Lydia, have a son, Isak (2), and are expecting their second child in April...the two met in an acting class at Mizzou...Lydia played volleyball for the Tigers.
- ◆ His father, Shane, played baseball at Mizzou and then for one season in the minor leagues in 1983...both of his grandparents on his mom's side attended Mizzou and his two uncles and maternal grandfather all played football there.



## CAREER HIGHS

### LONGEST OUTING

2.0, 2x-last 6/22/21 vs. BOS

### STRIKEOUTS

3, 10x-last 9/8/21 at BOS

### WALKS

3, 6/30/21 at WSH

### HR ALLOWED

2, 6/29/19 at TB

### RUNS ALLOWED

5, 9/17/19 at LAD

### HITS ALLOWED

3, 5x-last 9/1/21 vs. BOS

### WIN STREAK

3G, 2x-last 9/17/20 - 5/14/21

### LOSS STREAK

3G, 2x-last 7/28/21 - 9/10/21

## CAREER PITCHING

YEAR	CLUB	W	L	ERA	G	GS	CG	SHO	SV	IP	H	R	ER	HR	HB	BB-I	SO	WP	BK
2015	Spokane	1	2	3.14	13	11	0	0	0	57.1	52	23	20	3	6	22-0	47	10	1
2016	Hickory	4	5	4.88	24	16	0	0	2	101.1	112	61	55	9	10	31-0	80	10	3
2017	Down East	2	1	5.79	9	1	0	0	0	18.2	22	14	12	1	0	13-0	10	2	0
2018										Injured-Did Not Pitch									
2019	Down East	1	0	2.92	11	0	0	0	2	12.1	10	4	4	0	0	4-0	15	0	0
	Frisco	1	0	0.00	6	0	0	0	0	7.1	2	0	0	0	0	0-0	14	0	0
	Nashville	0	0	11.37	7	0	0	0	0	6.1	10	8	8	1	0	2-0	11	1	0
	Texas	0	2	9.35	8	0	0	0	0	8.2	8	10	9	4	0	7-0	15	1	0
	Durham	1	2	5.09	16	1	0	0	0	17.2	15	11	10	3	0	6-0	30	2	0
	Tampa Bay	2	1	5.11	13	0	0	0	2	12.1	17	10	7	1	0	3-0	13	1	0
2020	Tampa Bay	6	3	2.70	27	2	0	0	0	26.2	23	9	8	2	2	14-0	39	6	0
2021	Tampa Bay	3	6	3.59	47	0	0	0	5	42.2	40	22	17	2	1	21-1	56	3	0
	Durham	0	0	4.50	2	0	0	0	0	2.0	1	1	1	1	0	0-0	2	0	0
<b>Minor League Totals</b>		<b>10</b>	<b>10</b>	<b>4.44</b>	<b>88</b>	<b>29</b>	<b>0</b>	<b>0</b>	<b>4</b>	<b>223.0</b>	<b>224</b>	<b>122</b>	<b>110</b>	<b>18</b>	<b>16</b>	<b>78-0</b>	<b>209</b>	<b>25</b>	<b>4</b>
<b>Rays Totals</b>		<b>11</b>	<b>10</b>	<b>3.53</b>	<b>87</b>	<b>2</b>	<b>0</b>	<b>0</b>	<b>7</b>	<b>81.2</b>	<b>80</b>	<b>41</b>	<b>32</b>	<b>5</b>	<b>3</b>	<b>38-1</b>	<b>108</b>	<b>10</b>	<b>0</b>
<b>Major League Totals</b>		<b>11</b>	<b>12</b>	<b>4.08</b>	<b>95</b>	<b>2</b>	<b>0</b>	<b>0</b>	<b>7</b>	<b>90.1</b>	<b>88</b>	<b>51</b>	<b>41</b>	<b>9</b>	<b>3</b>	<b>45-1</b>	<b>123</b>	<b>11</b>	<b>0</b>

1: Selected by the Texas Rangers in the ninth round of the 2015 Amateur Draft...signed by Dustin Smith. 2: Acquired by the Tampa Bay Rays from Texas in exchange for INF Nick Solak, July 13, 2019.

## CAREER FIELDING

YEAR	POSITION	PCT	G	PO	A	E	TC	DP
2019	Pitcher	.667	21	2	0	1	3	0
2020	Pitcher	1.000	27	5	1	0	6	0
2021	Pitcher	1.000	47	4	2	0	6	0
<b>Totals</b>		<b>.933</b>	<b>95</b>	<b>11</b>	<b>3</b>	<b>1</b>	<b>15</b>	<b>0</b>

## POSTSEASON PITCHING

YEAR	SERIES	CLUB	W	L	ERA	G	GS	CG	SHO	SV	IP	H	R	ER	HR	HB	BB-I	SO	WP	BK
2020	ALWC	TB vs. TOR	0	0	0.00	1	0	0	0	1	1.0	1	0	0	0	0	0-0	2	1	0
	ALDS	TB vs. NYY	0	0	3.00	2	0	0	0	1	3.0	2	1	1	0	0	3-0	5	0	0
	ALCS	TB vs. HOU	0	0	2.08	3	0	0	0	1	4.1	3	1	1	1	0	1-0	6	1	0
	WS	TB vs. LAD	0	0	6.75	3	0	0	0	0	4.0	6	3	3	2	0	2-1	4	1	0
2021	ALDS	TB vs. BOS	0	0	3.38	2	0	0	0	0	2.2	1	1	1	1	0	1-0	2	0	0
<b>Postseason Totals</b>			<b>0</b>	<b>0</b>	<b>3.60</b>	<b>11</b>	<b>0</b>	<b>0</b>	<b>0</b>	<b>3</b>	<b>15.0</b>	<b>13</b>	<b>6</b>	<b>6</b>	<b>4</b>	<b>0</b>	<b>7-1</b>	<b>19</b>	<b>3</b>	<b>0</b>

## LEFT-RIGHT BREAKDOWN

	2021				CAREER			
	AVG	AB	H	HR	AVG	AB	H	HR
vs. Left	.343	70	24	2	.255	161	41	3
vs. Right	.167	96	16	0	.241	195	47	6



58

RIGHT-HANDED PITCHER

# CALVIN FAUCHER

Calvin Faucher (FOE-shay)



BATS **RIGHT**

THROWS **RIGHT**

HEIGHT **6'1"**

WEIGHT **190**

OPENING DAY AGE **26**

MAJOR LEAGUE SERVICE **None**

BORN **9/22/95 in Chula Vista, CA**

RESIDES **Chula Vista, CA**

CONTRACT STATUS **Signed through 2022**

SIGNING SCOUT **John Leavitt (Twins)**

ACQUIRED **From the Minnesota Twins along with DH Nelson Cruz in exchange for RH Joe Ryan and RH Drew Strotman, 7/22/21**

## 2021 SEASON

- Spent the entire season in the minors between the Twins and Rays organizations after being acquired in the Nelson Cruz trade on July 22.
- Assigned to Double-A Montgomery after the trade and promoted to Triple-A Durham on July 30...went 0-0 with a 1.44 ERA (25-IP, 4-ER) and 30 SO in 13 apps (3 starts) between the two levels.
- Pitched for Double-A Wichita prior to the trade and went 1-1 with a 7.04 ERA (30.2-IP, 24-ER).
- Totaled a career-high 72 SO between three teams and two organizations.
- Ranked by *Baseball America* as the No. 24 prospect in the Rays system following the season... the publication also tabbed him as having the Best Curveball in the organization.

- In **2019**, made 34 apps for Class-A Fort Myers... missed two weeks with a left ankle sprain.
- Named the Fort Myers recipient of the Harmon Killebrew Award for outstanding minor league community service.
- Split the **2018** season between Class-A Cedar Rapids and Fort Myers and went 4-4 with a 4.09 ERA (66-IP, 30-ER) in 36 apps...his 4 wins, 36 apps and 66 IP remain career highs.
- In **2017**, began his professional career with Rookie-level Elizabethton but was limited to 5 apps due to right shoulder bursitis.

## CAREER HIGHLIGHTS

- In **2020**, was not part of the Twins 60-man player pool and did not play following the cancellation of the minor league season.

## AMATEUR CAREER

- Selected by the Twins in the 10th round of the 2017 Amateur Draft out of the University of California, Irvine...spent two seasons there and totaled 20 saves and 92 SO in 65 IP after transferring from Southwestern Junior College.
- Won the Cape Cod League championship with Yarmouth-Dennis in 2016 after going 3-1 with a 3.57 ERA (17.2-IP, 7-ER) in 16 apps.

## CAREER PITCHING

YEAR	CLUB	W	L	ERA	G	GS	CG	SHO	SV	IP	H	R	ER	HR	HB	BB-I	SO	WP	BK
2017	Elizabethton	3	0	1.23	5	0	0	0	1	7.1	4	1	1	1	0	3-0	13	1	0
2018	Cedar Rapids	4	4	3.35	30	0	0	0	3	53.2	49	25	20	5	0	33-2	55	7	1
	Fort Myers	0	0	7.30	6	0	0	0	0	12.1	19	10	10	0	0	3-0	7	3	0
2019	Fort Myers	3	2	4.42	34	0	0	0	2	55.0	59	31	27	2	1	22-0	61	4	0
2020										Did Not Pitch									
2021	Wichita	1	1	7.04	19	0	0	0	1	30.2	39	29	24	6	1	24-0	42	4	0
	Montgomery	0	0	0.00	2	0	0	0	1	4.2	2	0	0	0	0	0-0	4	0	0
	Durham	0	0	1.77	11	3	0	0	0	20.1	14	4	4	1	0	7-0	26	1	0
<b>Minor League Totals</b>		<b>11</b>	<b>7</b>	<b>4.21</b>	<b>107</b>	<b>3</b>	<b>0</b>	<b>0</b>	<b>8</b>	<b>184.0</b>	<b>186</b>	<b>100</b>	<b>86</b>	<b>15</b>	<b>2</b>	<b>92-2</b>	<b>208</b>	<b>20</b>	<b>1</b>

1: Selected by the Minnesota Twins in the 10th round of the 2017 Amateur Draft...signed by John Leavitt. 2: Acquired by the Tampa Bay Rays along with DH Nelson Cruz from Minnesota in exchange for RH Joe Ryan and RH Drew Strotman, July 22, 2021.



34

RIGHT-HANDED PITCHER

# J.P. FEYEREISEN

Jonathon Paul Feyereisen (FY-er-rye-zehn)

BATS **RIGHT**THROWS **RIGHT**HEIGHT **6'2"**WEIGHT **215**OPENING DAY AGE **29**MAJOR LEAGUE SERVICE **1 year, 108 days**BORN **2/7/93** in **River Falls, WI**RESIDES **River Falls, WI**CONTRACT STATUS **Signed through 2022**SIGNING SCOUT **Les Pajari (Cleveland)**

ACQUIRED **From the Milwaukee Brewers along with RH Drew Rasmussen in exchange for SS Willy Adames and RH Trevor Richards, 5/21/21**

## 2021 SEASON

- Went 4-4 with a 2.73 ERA (56-IP, 17-ER) in 55 apps between the Brewers and Rays.
- Acquired with Drew Rasmussen from the Brewers on May 21 in the Willy Adames trade.
- Was on the 10-day IL from July 21–Aug 29 with right shoulder discomfort...went 0-1 with a 2.51 ERA (14.1-IP, 4-ER) in 13 apps after returning.
- According to Statcast, averaged 93.1 mph on his 4-seam fastball and had a whiff rate of 40.2 pct. on his changeup and 45.3 pct. on his slider... whiff rate is calculated as the ratio of swinging strikes per swing.
- Opponents hit .145 (9-for-62) with 23 SO in at-bats ending with the changeup.
- On May 22 at TOR, made his Rays debut and faced the minimum in the 6th inning, erasing a 1-out walk with a double play grounder.
- On May 23 at TOR, made his second app with the Rays and recorded his first career save, pitching around a 2-out single for a scoreless 9th inning.
- On May 26 vs. KC, yielded a game-tying homer in the 9th inning to Andrew Benintendi, his first batter faced...recorded his first career win when the Rays won on a 10th-inning walk-off.
- On June 19 at SEA, yielded a walk-off single to Mitch Haniger, the first time in his career he was on the mound for a walk-off loss...was the third Rays pitcher to throw 1 pitch and allow a walk-off hit, joining Jeff Beliveau on Aug 23, 2014 at TOR and Shawn Camp on April 22, 2006 at TEX.
- On Sep 12 at DET, yielded back-to-back 1-out walks to load the bases in the 11th inning and allowed a walk-off walk to Robbie Grossman with 2 outs, the first Rays reliever to issue a

walk-off walk since Danny Farquhar on April 26, 2017 at BAL (11th inning vs. Seth Smith).

- Made the Brewers Opening Day roster for a second consecutive season.
- Did not allow an earned run in his first 17 apps of the season...it marked the 3rd-longest such streak to start a season in Brewers history behind Francisco Rodriguez (19) in 2014 and Trevor Hoffman (18) in 2009.
- POSTSEASON:** Went 0-1 with a 2.45 ERA (3.2-IP, 1-ER) in 3 apps in the ALDS against the Red Sox... took the loss in Game 4 after allowing a walk-off sacrifice fly to Kiké Hernández as the Rays were eliminated from the postseason.

## CAREER HIGHLIGHTS

- In **2020**, made 6 apps over three stints with the Brewers, his first career major league action... was on the active roster from Opening Day–Aug 5, Aug 23–Sep 13 and Sep 25 (1-day stint).
- Became the 10th Wisconsin-born player to appear for the Brewers...joined Gene Brabender, Jerry Augustine, Jim Gantner, Willie Mueller, Bob Wickman, Paul Wagner, Matt Erickson, Damian Miller and Vinny Rottino.
- On Opening Day at CHC, made his major league debut and yielded a solo homer to Anthony Rizzo with 2 outs in the 8th inning.
- In **2019**, made 40 apps for Scranton/Wilkes-Barre and tied for 2nd in the International League with 10 wins...named to the IL midseason All-Star Team.
- Ranked 2nd among Yankees minor leaguers in wins...ranked 5th in apps and 7th with 7 saves.
- Held opponents to a .173 avg. (37-for-214) and recorded 94 SO in 61.1 IP.



- ◆ Traded to the Brewers on Sep 1 and added to their 40-man roster on Nov 20.
- ◆ Missed a month of the **2018** season with a right elbow strain...split the **2017** season between Double-A Trenton and Scranton/Wilkes-Barre, earning a May 31 promotion...went 2-3 with a 3.27 ERA (63.1-IP, 23-ER) in 37 apps.
- ◆ Missed two weeks in April with right shoulder inflammation.
- ◆ Spent the **2016** season in the Eastern League and made its midseason All-Star Team...began the season with Double-A Akron in the Cleveland system and finished it with Trenton in the Yankees system...went 7-3 with a 1.70 ERA (58.1-IP, 11-ER) in 42 apps between the two organizations.
- ◆ Traded from Cleveland to the Yankees on July 31 in a four-player package for Andrew Miller.
- ◆ Made 10 apps for the Scottsdale Scorpions in the Arizona Fall League.
- ◆ In **2015**, earned a May 26 promotion from Class-A Lake County to Class-A Lynchburg...went 1-1 with a 2.08 ERA (47.2-IP, 11-ER) in 46 apps...tied for 4th among Cleveland minor leaguers with 12 saves and tied for 5th in apps.

## AMATEUR CAREER

- ◆ Selected by Cleveland in the 16th round of the 2014 Amateur Draft out of the University of Wisconsin-Stevens Point.
- ◆ Became the third UW-Stevens Point players to be drafted as a junior, joining Cody Koback in 2011 and Jordan Zimmermann in 2007...went 15-5 with a 3.05 ERA (180-IP, 61-ER) in 36 apps (26 starts) over three collegiate seasons.
- ◆ Graduated from River Falls (Wis.) High School.

## CAREER HIGHS

<b>LONGEST OUTING</b>	<b>RUNS ALLOWED</b>
2.0, 6x-last 6/22/21 vs. BOS	4, 5/16/21 vs. ATL
<b>STRIKEOUTS</b>	<b>HITS ALLOWED</b>
3, 5/4/21 at PHI	3, 2x-last 7/5/21 vs. CLE
<b>WALKS</b>	<b>WIN STREAK</b>
3, 3x-last 9/12/21 at DET	3G, 5/26/21 - 6/14/21
<b>HR ALLOWED</b>	<b>LOSS STREAK</b>
1, 8x-last 9/6/21 at BOS	2G, 4/18/21 - 5/19/21



## CAREER PITCHING

YEAR	CLUB	W	L	ERA	G	GS	CG	SHO	SV	IP	H	R	ER	HR	HB	BB-I	SO	WP	BK
2014	Mahoning Valley	3	0	0.00	15	0	0	0	4	17.0	9	0	0	0	1	1-0	24	0	0
2015	Lake County	1	0	1.08	16	0	0	0	10	16.2	7	2	2	1	0	6-0	25	0	0
	Lynchburg	0	1	2.61	30	0	0	0	2	31.0	23	9	9	1	0	10-1	31	0	0
2016	Akron	4	3	2.23	33	0	0	0	5	40.1	30	12	10	3	0	20-2	56	3	0
	Trenton	3	0	0.50	9	0	0	0	0	18.0	8	2	1	0	4	6-0	22	0	0
2017	Trenton	0	0	2.70	13	0	0	0	3	20.0	14	6	6	2	0	8-1	18	1	0
	Scranton/W-B	2	3	3.53	24	0	0	0	1	43.1	35	20	17	3	2	20-0	42	3	0
2018	Scranton/W-B	6	6	3.45	37	0	0	0	1	60.0	56	24	23	5	1	25-0	59	0	0
2019	Scranton/W-B	10	2	2.49	40	0	0	0	7	61.1	37	22	17	6	0	31-0	94	1	1
2020	<b>Milwaukee</b>	<b>0</b>	<b>0</b>	<b>5.79</b>	<b>6</b>	<b>0</b>	<b>0</b>	<b>0</b>	<b>0</b>	<b>9.1</b>	<b>4</b>	<b>6</b>	<b>6</b>	<b>3</b>	<b>1</b>	<b>5-0</b>	<b>7</b>	<b>0</b>	<b>0</b>
2021	<b>Milwaukee</b>	<b>0</b>	<b>2</b>	<b>3.26</b>	<b>21</b>	<b>0</b>	<b>0</b>	<b>0</b>	<b>0</b>	<b>19.1</b>	<b>10</b>	<b>9</b>	<b>7</b>	<b>2</b>	<b>0</b>	<b>11-0</b>	<b>20</b>	<b>1</b>	<b>0</b>
	<b>Tampa Bay</b>	<b>4</b>	<b>2</b>	<b>2.45</b>	<b>34</b>	<b>0</b>	<b>0</b>	<b>0</b>	<b>3</b>	<b>36.2</b>	<b>26</b>	<b>14</b>	<b>10</b>	<b>3</b>	<b>0</b>	<b>22-0</b>	<b>33</b>	<b>2</b>	<b>0</b>
	FCL Rays	0	0	0.00	1	0	0	0	0	1.0	0	0	0	0	0	0-0	1	0	0
	Durham	0	0	5.79	5	0	0	0	0	4.2	4	3	3	1	0	1-0	3	0	0
<b>Minor League Totals</b>		<b>29</b>	<b>15</b>	<b>2.53</b>	<b>223</b>	<b>0</b>	<b>0</b>	<b>0</b>	<b>33</b>	<b>313.1</b>	<b>223</b>	<b>100</b>	<b>88</b>	<b>22</b>	<b>8</b>	<b>128-4</b>	<b>375</b>	<b>8</b>	<b>1</b>
<b>Major League Totals</b>		<b>4</b>	<b>4</b>	<b>3.17</b>	<b>61</b>	<b>0</b>	<b>0</b>	<b>0</b>	<b>3</b>	<b>65.1</b>	<b>40</b>	<b>29</b>	<b>23</b>	<b>8</b>	<b>1</b>	<b>38-0</b>	<b>60</b>	<b>3</b>	<b>0</b>

1: Selected by Cleveland in the 16th round of the 2014 Amateur Draft...signed by Les Pajari. 2: Acquired by the New York Yankees along with OF Clint Frazier, RH Ben Heller and LH Justus Sheffield from Cleveland in exchange for LH Andrew Miller, July 31, 2016. 3: Acquired by the Milwaukee Brewers from New York in exchange for INF Brenny Escanio and international bonus slot money, September 1, 2019. 4: Acquired by the Tampa Bay Rays along with RH Drew Rasmussen from Milwaukee in exchange for SS Willy Adames and RH Trevor Richards, May 21, 2021.

## CAREER FIELDING

YEAR	POSITION	PCT	G	PO	A	E	TC	DP
2020	Pitcher	1.000	6	0	1	0	1	0
2021	Pitcher	1.000	55	6	2	0	8	0
<b>Totals</b>		<b>1.000</b>	<b>61</b>	<b>6</b>	<b>3</b>	<b>0</b>	<b>9</b>	<b>0</b>

## POSTSEASON PITCHING

YEAR	SERIES	CLUB	W	L	ERA	G	GS	CG	SHO	SV	IP	H	R	ER	HR	HB	BB-I	SO	WP	BK
2021	ALDS	TB vs. BOS	0	1	2.45	3	0	0	0	0	3.2	6	1	1	0	0	0-0	2	0	0

## LEFT-RIGHT BREAKDOWN

	2021				CAREER			
	AVG	AB	H	HR	AVG	AB	H	HR
vs. Left	.235	81	19	3	.222	99	22	5
vs. Right	.147	116	17	2	.142	127	18	3





19

LEFT-HANDED PITCHER

# JOSH FLEMING

Joshua Randol Fleming



BATS <b>LEFT</b>	THROWS <b>LEFT</b>	HEIGHT <b>6'2"</b>	WEIGHT <b>210</b>
OPENING DAY AGE <b>25</b>	MAJOR LEAGUE SERVICE <b>1 year, 76 days</b>		
BORN <b>5/18/96 in Bridgeton, MO</b>	RESIDES <b>Columbia, IL</b>		
CONTRACT STATUS <b>Signed through 2022</b>	SIGNING SCOUT <b>Matt Alison (Rays)</b>		
ACQUIRED <b>Selected in the fifth round of the 2017 Amateur Draft</b>			

## 2021 SEASON

- ◆ Tied Shane McClellan for the team lead with 10 wins, which tied for 2nd among major league rookies behind HOU Luis Garcia (11).
- ◆ Made 26 apps (11 starts) over two stints: April 14–Aug 29 and Sep 24 through season's end.
- ◆ Used as a starter and bulk reliever in his first stint of the season...his last start was Aug 11 at BOS, with his last 7 apps coming in relief and his last 4 apps after his recall coming in short relief.
- ◆ From June 4 through the end of the season, went 5-5 with a 6.71 ERA (59-IP, 44-ER) in 17 apps (7 starts), increasing his ERA from 2.98 to 5.09.
- ◆ Went 6-3 with a 3.75 ERA (48-IP, 20-ER) in relief.
- ◆ Went 7-3 with a 2.28 ERA (59.1-IP, 15-ER) in 14 apps (5 starts) at home and 3-5 with a 8.80 ERA (45-IP, 44-ER) in 12 apps (6 starts) on the road.
- ◆ Used his sinker on 45.7 pct. of his pitches...min. 75 IP, his ground ball rate of 55.7 pct. ranked 3rd in the AL behind HOU Framber Valdez (70.3) and HOU Lance McCullers Jr. (56.9).
- ◆ His 20 assists tied for 6th among AL pitchers.
- ◆ Induced a swing on 38.2 pct. of pitches outside the strike zone, according to FanGraphs, the highest rate in the AL (min. 75 IP) and 2nd in the majors behind NYM Jacob deGrom (43.2).
- ◆ On May 16 vs. NYM, his only hit allowed in five scoreless was an infield single by Jeff McNeil to lead off the game...retired his last 9 BF and 15 of his last 16 BF, with the only baserunner over that stretch coming on an E5.
- ◆ On June 13 vs. BAL, became the fifth in club history to make a hitless relief app of 4 IP (or more), first since Alex Torres on May 18, 2013 at BAL.
- ◆ On Aug 11 at BOS, allowed a career-high 10 runs and a career-high 6 BB...the 10 runs allowed

tied for the 3rd-most in franchise history and were the most by a Ray since Erasmo Ramirez (10) on June 16, 2017 at DET, and the 10 ER were the most by a Ray since James Shields (10) on July 27, 2011 at OAK...became the first pitcher in club history to allow both 6 BB (or more) and double-digit runs in the same outing.

- ◆ On Aug 22 vs. CHW, went 3 IP to finish off a 9-0 win and recorded his first career save.
- ◆ **POSTSEASON:** Was used as a short reliever, pitching in Games 3-4 of the ALDS at BOS...in Game 3 at BOS, yielded a go-ahead, RBI single to Rafael Devers in the 3rd inning.

## CAREER HIGHLIGHTS

- ◆ In **2020**, selected from the alternate training site on Aug 23 and remained on the active roster for the rest of the season...from Aug 23 through season's end, his 5 wins tied Tyler Glasnow and SEA Marco Gonzales for the major league lead.
- ◆ From the date of his major league debut through the end of the season, ranked among major league rookie leaders in wins (1st), innings (32.1, tied for 5th), ERA (2.78, 2nd) and opp avg. (.230, 4th).
- ◆ Became the second Rays rookie to finish a season with 5 wins (or more) and no losses, joining Jalen Beeks (5-0) in 2018.
- ◆ His 5-game winning streak was the longest for a Rays pitcher to begin a major league career, breaking a tie with Adam Kolarek (2017-19), Jake Faria (2017), Jeremy Hellickson (2010), Tim Corcoran (2006) and James Shields (2006).
- ◆ Was the third Rays pitcher to start and win each of his first three major league apps, joining Jake Faria in 2017 and Jeremy Hellickson 2010...this streak ended when he received no decision in his fourth outing, a start on Sep 10 vs. BOS.



- ◆ Pitched twice in relief, both times following opener Pete Fairbanks and reliever Ryan Thompson...went 1-0 with a 1.35 ERA (6.2-IP, 1-ER) in 2 apps out of the bullpen.
- ◆ Min. 20 IP, his groundball rate of 64.6 pct. led the AL and ranked 3rd in the majors.
- ◆ Yielded 7 BB in 32.1 IP for a 1.95 BB/9 IP ratio.
- ◆ On Aug 23 vs. TOR, became the 10th starter in franchise history to win his major league debut...yielded 2 runs in 5 IP in the 5-4 victory...retired 10 of his first 11 BF, with the only exception over that stretch a Teoscar Hernández homer in the 2nd inning...allowed four consecutive 1-out baserunners in the 4th, including a Travis Shaw RBI single, before stranding the bases loaded.
- ◆ On Sep 27 vs. PHI, started the regular season finale and did not allow a run in a career-high 6 IP...was the first Rays rookie to make a scoreless start of 6 IP (or more) since Brendan McKay's major league debut on June 29, 2019 vs. TEX.
- ◆ Ranked by *Baseball America* as the No. 24 prospect in the Rays system following the season...the publication also tabbed him as having the Best Changeup in the organization.
- ◆ **POSTSEASON:** Went 0-0 with a 6.35 ERA (5.2-IP, 4-ER) in 2 apps...was not on the roster for the Wild Card Series or ALDS.
- ◆ In Game 5 of the ALCS at HOU, replaced opener John Curtiss in the 2nd inning for his postseason debut...both runs allowed came on a 2-run single by Michael Brantley in the 3rd.
- ◆ In Game 1 of the World Series at LAD, entered in the 6th inning and allowed a solo homer to Mookie Betts on his first pitch and back-to-back 1-out doubles to Justin Turner and Max Muncy.
- ◆ In **2019**, named Most Valuable Player for Double-A Montgomery by the Rays Baseball Operations department.
- ◆ Tied for the Southern League lead with 11 wins and ranked 5th with a 3.31 ERA.
- ◆ Named to the SL midseason All-Star Team.
- ◆ Won Pitcher of the Week honors for July 22-28 after back-to-back 9-inning complete games.
- ◆ Earned a mid-August promotion to Triple-A Durham, and combined to go 12-7 with a 3.57 ERA (148.2-IP, 59-ER) between the two levels.
- ◆ Won his third start with the Bulls and his 12 total wins tied for 3rd among Rays minor leaguers, one shy of the co-leaders.
- ◆ Ranked by *Baseball America* as the No. 29 prospect in the Rays system following the season.

- ◆ Split the **2018** season between Class-A Bowling Green and Class-A Charlotte, going 9-4 with a 2.53 ERA (110.1-IP, 31-ER) in 19 apps (17 starts)...tied for 4th among Rays minor leaguers in wins.
- ◆ In **2017**, began his professional career with Rookie-level Princeton...recorded the win in his first professional appearance, going two hitless innings in relief on June 27 at Danville (Braves).

## AMATEUR CAREER

- ◆ Selected out of Webster University, becoming the first drafted player in program history...went 8-1 with a 0.68 ERA (92.2-IP, 7-ER) in 13 starts as a junior, leading Division III in ERA and WHIP (0.71)...missed most of his sophomore season with a sprained UCL in his left elbow.
- ◆ Was the first player in Webster University and league (SLIAC) history to play in the majors.

## PERSONAL & MISC.

- ◆ Josh and his wife, Katie, got married in St. Louis in November 2020, and honeymooned on Captiva Island...the couple met at Webster University, where she played volleyball...his junior and her senior year, they were named the school's Male and Female Athlete of the Year.
- ◆ Josh's parents, Mark and Lori, and Katie traveled to St. Petersburg to be on hand for his major league debut in 2020...with no fans permitted inside Tropicana Field, they watched the game on television from Ferg's Sports Bar & Grill across the street from the ballpark.
- ◆ He is colorblind and sometimes has difficulties distinguishing blue from purple and red from green.
- ◆ He makes regular appearances on disc golf courses around St. Louis during the offseason and keeps a small collection of discs.

### CAREER HIGHS

<b>LONGEST OUTING</b>	<b>RUNS ALLOWED</b>
7.0, 6/4/21 at TEX	10, 8/11/21 at BOS
<b>LONGEST RELIEF OUTING</b>	<b>HITS ALLOWED</b>
6.0, 5/23/21 at TOR	11, 8/11/21 at BOS
<b>STRIKEOUTS</b>	<b>WIN STREAK</b>
7, 7/30/21 vs. BOS	5G, 8/23/20 - 9/27/20
<b>WALKS</b>	<b>LOSING STREAK</b>
6, 8/11/21 at BOS	2G, 2x-last 9/28/21 - Current
<b>HR ALLOWED</b>	
2, 4x-last 7/17/21 at ATL	



## CAREER PITCHING

YEAR	CLUB	W	L	ERA	G	GS	CG	SHO	SV	IP	H	R	ER	HR	HB	BB-I	SO	WP	BK
2017	Princeton	1	2	5.40	12	9	0	0	0	35.0	42	23	21	5	0	7-0	26	1	0
2018	Bowling Green	6	1	1.20	10	10	0	0	0	60.0	41	9	8	1	0	10-0	42	2	0
	Charlotte	3	3	4.11	9	7	1	0	0	50.1	51	25	23	4	0	9-1	38	4	0
2019	Montgomery	11	4	3.31	21	17	3	1	0	127.2	127	57	47	9	3	19-0	92	0	0
	Durham	1	3	5.14	4	3	0	0	0	21.0	24	13	12	6	1	8-1	16	0	0
2020	<b>Tampa Bay</b>	<b>5</b>	<b>0</b>	<b>2.78</b>	<b>7</b>	<b>5</b>	<b>0</b>	<b>0</b>	<b>0</b>	<b>32.1</b>	<b>28</b>	<b>10</b>	<b>10</b>	<b>5</b>	<b>1</b>	<b>7-0</b>	<b>25</b>	<b>0</b>	<b>0</b>
2021	<b>Tampa Bay</b>	<b>10</b>	<b>8</b>	<b>5.09</b>	<b>26</b>	<b>11</b>	<b>0</b>	<b>0</b>	<b>1</b>	<b>104.1</b>	<b>110</b>	<b>60</b>	<b>59</b>	<b>11</b>	<b>3</b>	<b>31-5</b>	<b>65</b>	<b>0</b>	<b>0</b>
	Durham	1	0	0.90	7	0	0	0	1	10.0	7	1	1	0	0	1-0	12	0	0
<b>Minor League Totals</b>		<b>23</b>	<b>13</b>	<b>3.32</b>	<b>63</b>	<b>46</b>	<b>4</b>	<b>1</b>	<b>1</b>	<b>304.0</b>	<b>292</b>	<b>128</b>	<b>112</b>	<b>25</b>	<b>4</b>	<b>54-2</b>	<b>226</b>	<b>7</b>	<b>0</b>
<b>Major League Totals</b>		<b>15</b>	<b>8</b>	<b>4.54</b>	<b>33</b>	<b>16</b>	<b>0</b>	<b>0</b>	<b>0</b>	<b>136.2</b>	<b>138</b>	<b>70</b>	<b>69</b>	<b>16</b>	<b>4</b>	<b>38-5</b>	<b>90</b>	<b>0</b>	<b>0</b>

1: Selected by the Tampa Bay Rays in the fifth round of the 2017 Amateur Draft...signed by Matt Alison.

## CAREER FIELDING

YEAR	POSITION	PCT	G	PO	A	E	TC	DP
2020	Pitcher	1.000	7	0	8	0	8	1
2021	Pitcher	1.000	26	10	20	0	30	0
<b>Totals</b>		<b>1.000</b>	<b>33</b>	<b>10</b>	<b>28</b>	<b>0</b>	<b>38</b>	<b>1</b>

## POSTSEASON PITCHING

YEAR	SERIES	CLUB	W	L	ERA	G	GS	CG	SHO	SV	IP	H	R	ER	HR	HB	BB-I	SO	WP	BK
2020	ALCS	TB vs. HOU	0	0	6.00	1	0	0	0	0	3.0	3	2	2	0	0	1-0	1	0	0
	WS	TB vs. LAD	0	0	6.75	1	0	0	0	0	2.2	5	2	2	1	0	1-0	2	0	0
2021	ALDS	TB vs. BOS	0	0	0.00	2	0	0	0	0	1.0	3	0	0	0	0	0-0	1	0	0
<b>Postseason Totals</b>			<b>0</b>	<b>0</b>	<b>5.40</b>	<b>4</b>	<b>0</b>	<b>0</b>	<b>0</b>	<b>0</b>	<b>6.2</b>	<b>11</b>	<b>4</b>	<b>4</b>	<b>1</b>	<b>0</b>	<b>2-0</b>	<b>4</b>	<b>0</b>	<b>0</b>

## CAREER BATTING

YEAR	CLUB	AVG	AB	R	H	2B	3B	HR	RBI	SH	SF	HB	BB-I	SO	SB	CS	GDP	OBP	SLG
2021	Tampa Bay	.000	1	0	0	0	0	0	0	0	0	0	0-0	1	0	0	0	.000	.000

## LEFT-RIGHT BREAKDOWN

	2021				CAREER			
	AVG	AB	H	HR	AVG	AB	H	HR
vs. Left	.277	112	31	6	.275	149	41	8
vs. Right	.265	298	79	5	.253	383	97	8



5

INFIELDER

# WANDER FRANCO



Wander Samuel Franco Aybar (WAHN-der FRAHN-co)

BATS **SWITCH**THROWS **RIGHT**HEIGHT **5'10"**WEIGHT **190**OPENING DAY AGE **21**MAJOR LEAGUE SERVICE **104 days**BORN **3/1/01** in **Bani, DR**RESIDES **Bani, DR**CONTRACT STATUS **First year of an 11-year contract through 2032 plus one club option for 2033**SIGNING SCOUT **Carlos Rodriguez and Daniel Santana (Rays)**ACQUIRED **Signed as a free agent, 7/2/17**

## 2021 SEASON

- ◆ 20-year-old rookie was selected from Triple-A Durham on June 22 and remained in the majors for the rest of the season...missed 12 games in September with right hamstring tightness.
- ◆ Finished 3rd in the AL Rookie of the Year race behind teammate Randy Arozarena and HOU Luis Garcia...received two first-place votes.
- ◆ From July 25-Sep 29, his 43-game on-base streak tied CIN Frank Robinson in 1956 for the longest in major league history among players age 20 or younger, and passed NYY Mickey Mantle (36) in 1951-52 for the longest in AL history...regardless of age, his streak was 3rd-longest among rookies in AL history behind SEA Alvin Davis (47) in 1984 and NYY Charlie Keller (44) in 1939...had 55 hits and 48 swings-and-misses during the streak.
- ◆ His on-base streak was a Rays rookie record, passing Rocco Baldelli (24) from March 31-April 27, 2003...it was the longest in the modern era (since 1900) for a rookie shortstop, passing CHW Chico Carrasquel (37) in 1950, according to the Elias Sports Bureau...his streak was the longest for a single season in club history and 2nd-longest overall behind Tommy Pham (48) in 2018-19.
- ◆ Hit .314/.372/.500 (69-for-220) with 16 2B, 3 3B, 5 HR and 32 RBI in 55 games (all starts) after the All-Star break...led AL rookies in the 2nd half with 45 runs, 69 hits, 5 3B and a .314 avg.
- ◆ Finished the season with 24 BB and 37 SO, but struck out just three times in his final 97 PA.
- ◆ Became the first major leaguer born in 2001, and thus the first major leaguer born in the 21st century... he was born on March 1, 2001—one month and one day before Albert Pujols made his major league debut; one year, six months and five days before Kevin Cash's major league

debut; and 11 months and two days before Tom Brady's first Super Bowl win.

- ◆ At 20 years, 113 days, became the 2nd-youngest player in Rays history at the time of his debut behind 19-year-old B.J. Upton in 2004.
- ◆ On June 22 vs. BOS, made his major league debut and went 2-for-4 with 1 2B, 1 HR, 3 RBI and 1 BB...he became the seventh Ray to homer in his major league debut, joining Yoshi Tsutsugo on July 24, 2020 vs. TOR, Willy Adames in 2018, Brandon Guyer in 2011, Elijah Dukes in 2007, Delmon Young in 2006 and Brent Abernathy in 2001...he was the first Ray with a game-tying homer in his major league debut, and his 3 RBI were a club record for a major league debut.
- ◆ Became the 8th-youngest player since Baseball Reference data is available (1901) to homer in his first career game and the youngest since TEX Jurickson Profar (the only other switch-hitter on the list) at 19 years, 195 days in 2012...the others: CHC Starlin Castro in 2010, FLA Miguel Cabrera in 2003, KC Clint Hurdle in 1977, DET Denny McLain in 1963, CIN Ted Tappe in 1950 and NYG Whitey Lockman in 1945.
- ◆ According to ESPN Stats & Info, was the youngest third baseman in major league history to homer in his major league debut, passing ATL Bob Horner (20.314) on June 16, 1978 vs. PIT.
- ◆ Was the youngest player to make his major league debut batting in the leadoff or No. 2 spot of a starting lineup since ATL Andruw Jones (19.114) on Aug 15, 1996 at PHI, and youngest infielder to do so since SD Roberto Alomar (20.077) on April 22, 1988 vs. HOU...was the youngest to make his major league debut against the Red Sox as an infielder since SEA Alex Rodriguez (18.346) started at shortstop on July 8, 1994.



- ◆ On July 5 vs. CLE, hit a game-tying single in the 9th inning off Emmanuel Clase...it came on a 99.8 mph cutter, the highest velocity to result in a game-tying hit by the Rays in the 9th inning (or later) since Evan Longoria's RBI single on a 100.2 mph pitch off Justin Verlander on April 11, 2012 at DET (9th inning).
- ◆ On Aug 12 at BOS, hit a go-ahead, 2-run homer to end an 11-pitch at-bat in the 6th inning... including postseason, it was the first time the Rays ended an at-bat of 10 pitches (or more) with a homer since Mike Brosseau hit a go-ahead shot in Game 5 of the 2020 ALDS off Aroldis Chapman...at 20 years, 164 days, became the youngest player in club history to homer at Fenway Park, passing Rocco Baldelli (21.357) on Sep 17, 2003...was the youngest in the majors to do so since ATL Ronald Acuña Jr. (20.159) on May 26, 2018 and the youngest infielder since Hall of Famer MIL Robin Yount in 1975.
- ◆ On Sep 6 at BOS, went 4-for-6 and helped the Rays erase a 7-1 deficit in a 11-10 win...at 20 years, 189 days, became the youngest player with a 4-hit game at Fenway Park since Tony Conigliaro (20.101) on April 18, 1965 vs. BAL and the 4th-youngest visiting player all-time, a list that includes NYY Lou Gehrig (20.101) on Sep 28, 1923.
- ◆ Hit .315 (51-for-162) with 11 2B, 6 3B, 7 HR, 35 RBI and 5 SB in 39 games for Durham...at the time of his call up, his 24 XBH tied for 1st in Triple-A East and his 35 RBI tied for 2nd, while he ranked 1st in triples and 2nd in hits.
- ◆ **POSTSEASON:** Hit .368 (7-for-19) with 2 HR and 4 RBI in 4 games in his first postseason.
- ◆ Homered in Games 3-4 at BOS to become the youngest player with multiple homers in a single postseason since FLA Miguel Cabrera in 2003.
- ◆ Became the fifth player to homer in back-to-back postseason games at age-20 (or younger), joining BOS Rafael Devers in 2017, FLA Miguel Cabrera in 2003, ATL Andruw Jones in 1996 and NYY Mickey Mantle in 1952.
- ◆ At 20 years, 220 days in Game 1, became the 2nd-youngest player with an RBI in his first postseason game behind BAL Manny Machado (20.091) in the 2012 AL Wild Card Game at TEX... became the youngest player in major league history with multiple hits in his postseason debut.
- ◆ On Nov 27, signed an 11-year contract through the 2032 season, including a club option for 2033...the pact is worth up to \$223 million if the club option is exercised and incentives are reached...the contract represents the largest commitment to a player in the history of the

franchise and the largest in major league history for a player with less than a year of service time.

- ◆ With 104 days of service time, became the fifth player with less than a year the Rays have signed to a long-term extension, following Brandon Lowe (2019), Chris Archer (2014), Matt Moore (2011) and Evan Longoria (2008).

## CAREER HIGHLIGHTS

- ◆ In **2020**, was part of the Rays 60-man player pool and spent the summer at the alternate training site in Port Charlotte.
- ◆ Shut down after 5 games for the Leones del Escogido in the Dominican Winter League with shoulder soreness and biceps inflammation.
- ◆ For a second straight year, ranked by *Baseball America* and MLB.com as the No. 1 overall prospect in the minors following the season...became the fourth player to rank as *Baseball America's* top prospect in consecutive years, joining Bryce Harper (2011-12), Joe Mauer (2004-05) and Andruw Jones (1996-97)...the publication also tabbed him as the Best Hitter for Average and Best Strike-Zone Judgment in the organization for a third consecutive year.
- ◆ **POSTSEASON:** Was on the Rays 40-man player pool for the postseason but was not active.
- ◆ In **2019**, named Minor League Player of the Year by the Rays Baseball Operations department, batting .327/.398/.487 (139-for-425) with 27 2B, 7 3B, 9 HR and 53 RBI in 114 games between Class-A Bowling Green and Class-A Charlotte.
- ◆ Led Rays minor leaguers with 82 runs and tied for 1st in hits.
- ◆ Named to the Midwest League midseason All-Star Team and earned postseason honors in both the MWL and Florida State League.
- ◆ Played in the Futures Game in July at Progressive Field, batting leadoff for the AL team.
- ◆ At the time of his June 25 promotion to Charlotte, ranked among MWL leaders in avg. (.318, 2nd), on-base pct. (.390, 4th), extra-base hits (27, tied for 4th) and slugging pct. (.506, 6th).
- ◆ From his Stone Crabs debut through season's end, led the FSL with a .339 avg. and .408 OBP, ranked 2nd with 40 runs and 3rd with a .464 SLG.
- ◆ Became the fifth shortstop to earn the No. 1 overall prospect ranking from *Baseball America*, joining Corey Seager (2016), Jurickson Profar (2013), Alex Rodriguez (1995) and Chipper Jones (1993)...the publication also tabbed him as the Best Batting Prospect, Best Strike-Zone



Judgment and Most Exciting Player in the MWL in its Best Tools survey...was the youngest player to land atop MLB.com's prospect rankings since they began in 2004.

- ◆ Named the Appalachian League Player of the Year in 2018...named Most Valuable Player for Rookie-level Princeton by the Rays Baseball Operations department.
- ◆ Named to the Appalachian League postseason All-Star Team after leading the league with 85 hits, 57 RBI (tied) and 142 total bases...tied for 2nd with 28 XBH, ranked 3rd with a .587 SLG and 4th with a .351 avg., which was 2nd among Rays minor leaguers.
- ◆ Hit for the cycle on July 14, recorded a 25-game hitting streak from June 23–July 25 and a 53-game on-base streak from June 23–Aug 24.
- ◆ Named the Rays Minor League Hitter of the Month for both July and August.
- ◆ Named *Baseball America's* Breakout Prospect of the Year and to its Minor League All-Star Team.
- ◆ Ranked by *Baseball America* as the No. 4 overall prospect in the minors following the season.

## AMATEUR CAREER

- ◆ Ranked as the top international prospect eligible to sign in 2017 by *Baseball America* and MLB.com...is the nephew of former major league infielders Willy Aybar and Erick Aybar...has two older brothers, both also named Wander... his father, also named Wander, was a professional player in the White Sox system.

## CAREER HIGHS

HITS	RUNS
4, 9/6/21 at BOS	3, 2x-last 9/6/21 at BOS
HITTING STREAK	WALKS
9G, 8/15/21 - 8/25/21	2, 2x-last 7/27/21 vs. NYY
HOME RUNS	STRIKEOUTS
1, 7x-last 9/1/21 vs. BOS	4, 7/9/21 vs. TOR
RBI	STOLEN BASES
3, 6/22/21 vs. BOS	1, 2x-last 6/30/21 at WSH

### DID YOU KNOW?

## YOUNGEST RAYS ALL-TIME, AT TIME OF DEBUT

PLAYER	AGE	YEAR
B.J. Upton	19 years, 347 days	2004
Wander Franco	20 years, 113 days	2021
Chad Gaudin	20 years, 130 days	2003
Scott Kazmir	20 years, 212 days	2004
Carl Crawford	20 years, 349 days	2002
Delmon Young	20 years, 349 days	2006
Rocco Baldelli	21 years, 187 days	2003
Dan Wheeler	21 years, 265 days	1999
José Alvarado	21 years, 347 days	2017



## CAREER BATTING

YEAR	CLUB	AVG	G	AB	R	H	2B	3B	HR	RBI	SH	SF	HB	BB-I	SO	SB	CS	GDP	OBP	SLG
2018	Princeton	.351	61	242	46	85	10	7	11	57	0	2	2	27-1	19	4	3	5	.418	.587
2019	Bowling Green	.318	62	233	42	74	16	5	6	29	0	7	2	30-1	20	14	9	2	.390	.506
	Charlotte	.339	52	192	40	65	11	2	3	24	0	5	0	26-2	15	4	5	4	.408	.464
2020														Did Not Play						
2021	Durham	.313	40	163	31	51	11	6	7	35	0	1	2	14-0	21	5	4	1	.372	.583
	<b>Tampa Bay</b>	<b>.288</b>	<b>70</b>	<b>281</b>	<b>53</b>	<b>81</b>	<b>18</b>	<b>5</b>	<b>7</b>	<b>39</b>	<b>0</b>	<b>1</b>	<b>2</b>	<b>24-0</b>	<b>37</b>	<b>2</b>	<b>1</b>	<b>2</b>	<b>.347</b>	<b>.463</b>
	<b>Minor League Totals</b>	<b>.331</b>	<b>215</b>	<b>830</b>	<b>159</b>	<b>275</b>	<b>48</b>	<b>20</b>	<b>27</b>	<b>145</b>	<b>0</b>	<b>15</b>	<b>6</b>	<b>97-4</b>	<b>75</b>	<b>27</b>	<b>21</b>	<b>12</b>	<b>.399</b>	<b>.535</b>
	<b>Major League Totals</b>	<b>.288</b>	<b>70</b>	<b>281</b>	<b>53</b>	<b>81</b>	<b>18</b>	<b>5</b>	<b>7</b>	<b>39</b>	<b>0</b>	<b>1</b>	<b>2</b>	<b>24-0</b>	<b>37</b>	<b>2</b>	<b>1</b>	<b>2</b>	<b>.347</b>	<b>.463</b>

1: Signed by the Tampa Bay Rays as a free agent, July 2, 2017...signed by Carlos Rodriguez and Daniel Santana.

## CAREER FIELDING

YEAR	POSITION	PCT	G	PO	A	E	TC	DP
2021	Shortstop	.977	63	69	141	5	215	28
	Third Base	.810	8	5	12	4	21	1
	Second Base	1.000	1	2	4	0	6	0

## POSTSEASON BATTING

YEAR	SERIES	CLUB	AVG	G	AB	R	H	2B	3B	HR	RBI	SH	SF	HB	BB-I	SO	SB	CS	GDP	OBP	SLG
2021	ALDS	TB vs. BOS	.368	4	19	5	7	2	0	2	4	0	0	0	0	3	0	0	0	.368	.789

## LEFT-RIGHT BREAKDOWN

	2021					CAREER				
	AVG	AB	H	HR	RBI	AVG	AB	H	HR	RBI
vs. Left	.357	98	35	4	16	.357	98	35	4	16
vs. Right	.251	183	46	3	23	.251	183	46	3	23



TYLER SCHANK / TAMPA BAY RAYS



20

RIGHT-HANDED PITCHER

# TYLER GLASNOW

**Tyler Allen Glasnow** (GLASS-now)

BATS **LEFT**THROWS **RIGHT**HEIGHT **6'8"**WEIGHT **235**OPENING DAY AGE **28**MAJOR LEAGUE SERVICE **4 years, 158 days**BORN **8/23/93 in Newhall, CA**RESIDES **Newhall, CA**CONTRACT STATUS **Signed through 2022**SIGNING SCOUT **Rick Allen (Pirates)**

ACQUIRED **From the Pittsburgh Pirates along with OF Austin Meadows and a player to be named (RH Shane Baz) in exchange for RH Chris Archer, 7/31/18**

**SEASON-OPENING 60-DAY IL Recovery from Tommy John surgery**

## 2021 SEASON

- ◆ Underwent Tommy John surgery on Aug 4, performed by Dr. Keith Meister in Arlington.
- ◆ Left his June 14 start at CHW after 4 IP due to injury, ending his season...at the time of his injury, ranked 2nd in the majors with 123 SO behind CLE Shane Bieber (130) and ranked 6th in the AL with a 2.66 ERA.
- ◆ Limited batters to a .083 avg. (7-for-84) in at-bats ending with the curveball...led the majors at the time of his injury with 58 SO on the curveball despite using the pitch only 13.7 pct. of the time.
- ◆ His breaking pitches combined for 143 swings-and-misses, 3rd in the majors at the time of his injury behind CLE Shane Bieber (191) and LAD Clayton Kershaw (174).
- ◆ Had double-digit strikeouts in all six home starts, totaling 66 SO in 43.2 IP at Tropicana Field... became the sixth pitcher in the Wild Card era (since 1995) with 10 SO (or more) in six straight home starts, joining MIN Johan Santana (8) in 2004, HOU Gerrit Cole (6) in 2019, WSH Max Scherzer (6) in 2018, HOU/ARI Randy Johnson (6) in 1998-99 and PHI Curt Schilling (6) in 1997.
- ◆ Had double-digit strikeouts and allowed 5 hits (or fewer) in his first five home starts...according to Stats LLC, the only other pitcher in the modern era (since 1900) to do that in five consecutive home starts at any point in a single season was MIN Johan Santana (6) in 2004.
- ◆ Became the first pitcher to start multiple 1-0 wins within the first 10 games of a season since NYM Tom Seaver in 1971.
- ◆ According to Stats LLC, became the third pitcher in the modern era (since 1900) to have at least 29 SO and no more than 1 run allowed over their first 3 starts of a season...joined PHI Curt Schilling (34-SO, 1-R) in 1998 and BOS Pedro Martínez (32-SO, 1-R) in 1998.
- ◆ Was the first Rays pitcher to go 5 IP (or more) and allow 1 run (or fewer) in each of his first 4 starts of a season...that stretch extended his unbeaten streak to 12 starts, going 7-0 over that span.
- ◆ Went 3-1 with a 1.67 ERA (37.2-IP, 7-ER) and 56 SO in 6 starts during April...according to the Elias Sports Bureau, it marked the 3rd-lowest ERA for a Rays traditional starter in his first 6 starts behind Chris Archer (1.64) in 2015 and Scott Kazmir (1.22) in 2008...ranked among AL leaders in April in ERA (3rd), strikeouts (3rd), avg. (.144, 1st), WHIP (0.80, 2nd), swings-and-misses (102, 3rd) and fWAR (1.7, 2nd).
- ◆ His 56 SO in April were the most in club history, passing Chris Archer (43) in April 2016...they were 2nd for any calendar month in Rays history behind Chris Archer (58) in May 2017.
- ◆ Made his fifth straight Opening Day roster.
- ◆ On April 1 at MIA, took no decision in his first career Opening Day start and his only base-runner allowed in 6 IP was a 1st-inning infield single to Jesús Aguilar that left the bat at 76.1 mph...delivered the second scoreless outing for an Opening Day starter in franchise history, following Steve Trachsel (7 IP) on April 3, 2000 at MIN...retired his last 16 BF, passing Dewon Brazelton (10) on April 4, 2005 vs. TOR for the longest streak of batters retired by a Rays pitcher on Opening Day, according to the Elias Sports Bureau...reached 100.6 mph in the 1st inning against Adam Duvall, the hardest-thrown pitch on Opening Day across all games in 2021.





- ◆ Became the second pitcher in major league history to allow 1 baserunner (or fewer) in an Opening Day start of 6 IP (or more)...joined DET Jordan Zimmermann (7 IP) in 2019 at TOR.
- ◆ On April 12 vs. TEX, went 7.2 IP and recorded a career-high 14 SO...marked the longest outing by a Rays pitcher since Ryan Yarbrough (8.2 IP) on Aug 11, 2019 at SEA...his 14 SO were the most by a Ray since Chris Archer (15) on June 2, 2015 at LAA and were one shy of tying the club record shared by Archer and James Shields on Oct 2, 2012 vs. BAL...his 27 swings-and-misses were the most by a Ray in the pitch-tracking era (since 2008), a mark that has been tied since.
- ◆ On April 23 vs. TOR, struck out his first 2 BF in the 1st inning and last 2 BF of the frame...in between, allowed a single, RBI double, walk, 3-run homer and single before his third strike-out reached first base on a wild pitch...became the third Rays pitcher to record 4 SO in an inning, joining Alex Cobb on May 10, 2013 vs. SD (3rd inning) and Jeremy Hellickson on Aug 25, 2011 vs. DET (3rd inning)...according to the Elias Sports Bureau, became the second pitcher in major league history to strike out four batters and allow 4 runs in the same inning, joining PHD Doc White on July 21, 1902 at Brooklyn.
- ◆ On May 8 at OAK, suffered his first road loss since Sep 22, 2018 at TOR...snapped a streak of nine consecutive winning decisions, the longest road streak all-time by a Rays starter.

“

It's just absolute nastiness. It's fun to watch. It's fun to watch him grow, and I think he's reached that potential now and he's just electric.

AUSTIN MEADOWS  
| MLB.com |

”

## CAREER HIGHLIGHTS

- ◆ In 2020, led the team with 57.1 IP and 91 SO and tied for 2nd with 5 wins behind Pete Fairbanks (6)...went 5-0 with a 3.00 ERA (42-IP, 14-ER) in his last 7 starts beginning on Aug 19...this stretch lowered his season ERA from 7.04 to 4.08.
- ◆ His 91 SO were 4th in the AL behind CLE Shane Bieber (122), CHW Lucas Giolito (97) and NYY Gerrit Cole (94)...min. 50 IP, his 14.28 SO/9 IP ratio led the majors and was the 2nd-highest in club history behind Brad Boxberger (14.47) in 2014.
- ◆ According to the Elias Sports Bureau, his 81 SO through his first 50 IP of the season were the

2nd-most by a starting pitcher in major league history behind CLE Shane Bieber (82) in 2020.

- ◆ Ended the season with 7 SO (or more) in eight straight starts, the longest such streak in club history...passed David Price (June 24–July 30, 2012) and Scott Kazmir (July 24–Aug 25, 2007).
- ◆ Limited batters to a .120 avg. (10-for-83) in at-bats ending with the curveball, 5th in the majors (min. 25 AB)...recorded 48 SO on a swing-and-miss against his curveball, most in the majors...totaled 58 SO with the pitch, 2nd in the majors behind HOU Framber Valdez (60)...his avg. spin rate of 2,938 rpm on his curveball was 8th-highest in the majors (min. 100 curveballs thrown).
- ◆ His avg. fastball velocity, according to Fan-Graphs, was 97.0 mph, 2nd in the AL (min. 50 IP) behind CHW Dylan Cease (97.5)...reached 100 mph three times, including a career-high 100.9 mph on Sep 18 at BAL...it remains the fastest pitch for a Rays non-opener starting pitcher since pitch velocities are available (2008), passing Edwin Jackson (100.5) on Sep 8, 2008 at BOS.
- ◆ Got 73 swings-and-misses against his fastball, 7th in the majors and 4th in the AL.
- ◆ On Aug 25 vs. BAL, recorded a then-career-high 13 SO, the most by a Rays pitcher since Blake Snell (13) on April 2, 2019 vs. COL...recorded a then-career-high 24 swings-and-misses, the most by a Rays pitcher since Snell (25) on July 21, 2019 vs. CHW—and Snell (five times) is the only Ray with more swings-and-misses in a game in the pitch-tracking era (2008)...retired his last 11 BF including nine of his last 10 BF on strikeouts.
- ◆ On Aug 31 at NYY, went six scoreless innings and his first hit allowed was an infield single to DJ LeMahieu with 1 out in the 6th inning.
- ◆ **POSTSEASON:** Went 2-3 with a 6.28 ERA (28.2-IP, 20-ER) in 6 starts...the Rays won his first 3 starts and lost the last three...yielded 9 HR, a major league record for a single postseason...the previous mark was 8 HR by HOU Justin Verlander in 2019 and LAD Clayton Kershaw in 2017.
- ◆ In Game 2 of the Wild Card Series vs. TOR, his only runs allowed in 6 IP were a pair of solo homers to Danny Jansen.
- ◆ In Game 2 of the ALDS vs. NYY, recorded a Rays postseason-record 10 SO...allowed a Giancarlo Stanton solo homer to lead off the 2nd inning and a 3-run homer to Stanton in the 4th.
- ◆ For the second consecutive postseason, started a decisive Game 5 of the ALDS opposite Gerrit Cole...according to Stats LLC, it marked the second time two starting pitchers matched up in two different “winner take all” games...they



joined MIL Lew Burdette and NYY Don Larsen, who faced each other in Game 7 of the 1957 World Series and in Game 7 of the 1958 World Series...started on 2 days' rest after throwing 93 pitches in 5 IP of Game 2...became the first pitcher in Rays postseason history to start 2 games on fewer than 4 days' rest in between...faced the Yankees once through the batting order and did not allow a run or hit, but walked two and got 2 outs on 3-0 pitches.

- ◆ Suffered the loss in Game 4 of the ALCS at HOU and Games 1 and 5 of the World Series against the Dodgers...pitched to a 8.22 ERA (15.1-IP, 14-ER) and yielded 5 HR in those 3 starts.
- ◆ In **2019**, was one of the best pitchers in the majors before suffering a right forearm strain in mid-May...at the time of his stint on the injured list, ranked among AL leaders (min. 40 IP) in ERA (1.86, 1st), WHIP (0.91, 2nd), BB/9 IP ratio (1.68, 3rd) and SO/BB ratio (6.11, 3rd).
- ◆ Reinstated from the 60-day IL on Sep 8, with a 1.46 ERA (12.1-IP, 2-ER) in 4 starts after that.
- ◆ His avg. fastball velocity was 97.0 mph, according to FanGraphs...his max velocity, according to Statcast, was 100.4 mph in his season debut.
- ◆ Went 6-0 with a 1.47 ERA (43-IP, 7-ER) and 46 SO through his first 7 starts...according to Stats LLC, was the second AL pitcher since ERA became an official stat in 1913 to go 6-0 (or better) with a sub-1.50 ERA and 45 SO (or more) over his first 7 starts, joining BOS Roger Clemens in 1991.
- ◆ Yielded 2 runs (or fewer) in his first 7 starts and became the first pitcher in club history to start the season with seven consecutive starts of 5 IP (or more) and 2 runs (or fewer)...the previous record was held by Matt Moore (5) in 2013.
- ◆ Named AL Pitcher of the Month for April, though the winners were based on stats covering both March and April...it marked the third straight month a Rays pitcher won it, following Blake Snell in August and September 2018, during his Cy Young Award-winning campaign...the Rays became the first team to claim three in a row since MIN Johan Santana won it in July, August and September 2004...joined Matt Moore in 2013 as the only pitchers in club history with 5 wins before the end of April...yielded 1 run in 5 IP in his only start in March, and went 4-0 with a 1.74 ERA (31-IP, 6-ER) in 5 starts in April...min. 25 IP; it was the 3rd-lowest April ERA in club history behind Chris Archer (0.84) in 2015 and Moore (1.13) in 2013.
- ◆ On May 10 vs. NYY, was replaced after 5.1 IP with right forearm tightness.

- ◆ **POSTSEASON:** Took the loss in both starts...in his postseason debut in Game 1 of the ALDS at HOU, his only runs allowed in 4.1 IP came on a 2-run homer by José Altuve, his last batter faced, to break a scoreless tie...in the decisive Game 5 at HOU, yielded 4 runs on 5 hits in the 1st inning.
- ◆ Underwent a median nerve decompression procedure in his right wrist on Nov 21.
- ◆ Split the **2018** season in the majors between the Pirates and Rays organizations...acquired by the Rays at the trade deadline in the Chris Archer trade...made 34 relief apps with the Pirates and 11 starts after joining the Rays.
- ◆ At the time of the trade, his 72 SO ranked 3rd among NL relievers behind MIL Josh Hader (99) and COL Adam Ottavino (77), and his 19 relief apps of at least 2 IP were most in the majors.
- ◆ After making his Rays debut on Aug 1, his .208 opp avg. ranked 6th in the AL (min. 50 IP).
- ◆ Received 15 runs of support in his 11 starts, including 2 runs (or fewer) in 9 starts...min. 50 IP, his 2.43 R/9 IP of support was 2nd-lowest in the AL from Aug 1 through the end of the season.
- ◆ Excluding openers, was the first pitcher in franchise history to begin his Rays career with four consecutive starts of 3 hits (or fewer).
- ◆ On Aug 1 vs. LAA, made his Rays debut and his only run allowed was a 1st-inning solo homer into the Rays Touch Tank by Kole Calhoun, his second batter faced...went 3 IP in a no-decision.
- ◆ On Sep 5 at TOR, lasted 0.2 IP, the shortest start of his career...excluding openers and injury-shortened starts, it was the shortest by a Ray since J.P. Howell (0.2 IP) on July 5, 2007 at BOS.
- ◆ On Sep 17 at TEX, recorded his first win with the Rays...went 6 IP and did not allow a hit until Isiah Kiner-Falefa singled with 2 outs in the 5th inning...both hits allowed were infield singles.
- ◆ Began the **2017** season in the majors, his first career Opening Day roster...was with the Pirates for two stints, spending three months with Triple-A Indianapolis in between.
- ◆ On May 2 at CIN, all 3 runs allowed came within his first 3 BF, going 6 IP for his first career win...hit a 2-run single in the 4th inning and worked a bases-loaded walk in the 7th.
- ◆ Optioned to Indianapolis on June 10 and remained there through the series loss to Durham in the International League post-season...from June 15—the date of his first start with Indianapolis—through the end of the season, led all of minor league baseball with 140 SO.



- ◆ Ranked 3rd in the IL in strikeouts, behind Brent Honeywell Jr. (159) and Ryan Yarbrough (152)... his 140 SO were the most by an Indianapolis pitcher since Mark Gardner (175) in 1989.
- ◆ Split the **2016** season between Indianapolis and the Pirates, his first career major league action... also made 2 starts on a rehab assignment with Double-A Altoona...named MLB Pipeline's Minor League Pitcher of the Year, recording a 1.93 ERA and 144 SO in 22 starts...led Pirates minor leaguers in ERA and strikeouts.
- ◆ Led the IL with 113 SO and ranked 3rd with a 1.78 ERA at the time of his first recall.
- ◆ Made his major league debut in a spot start on July 7 at STL, losing a 5-1 decision opposite Adam Wainwright...his line: L, 5.1 IP, 3 H, 4 R/ER, 2 BB, 5 SO, 1 HR...singled off Wainwright in his second at-bat for his first career hit.
- ◆ Recalled a second time to start on July 23 vs. PHI...left in the 4th inning with right shoulder discomfort...placed on the 15-day IL the next day and was optioned following his Aug 28 reinstatement...recalled a third time on Sep 6 and made 5 apps (2 starts) to finish the season.
- ◆ Named an IL midseason All-Star and an Organizational All-Star by MLB.com for a fourth consecutive year.
- ◆ Ranked by *Baseball America* as the No. 23 overall prospect in the minors following the season... was the No. 3 prospect in the Pirates system.
- ◆ In **2015**, led Pirates minor leaguers with 136 SO despite missing a month with a sprained ankle sustained while sliding into second base.
- ◆ Promoted to Indianapolis on Aug 1...allowed 1 ER (or fewer) in seven of his 8 starts there...also made 2 starts in the IL postseason.
- ◆ Ranked by *Baseball America* as the No. 14 overall prospect in the minors following the season... was the No. 1 prospect in the Pirates system.
- ◆ In **2014**, named MLB Pipeline's Minor League Pitcher of the Year and the Pirates Minor League Pitcher of the Year for a second consecutive year...led the minors with a .174 opp avg., ranked 3rd with a 1.74 ERA and tied for 8th with 157 SO.
- ◆ Spent the entire season with Class-A Bradenton...named the Florida State League Pitcher of the Year and a postseason All-Star... led the FSL in ERA, ranked 2nd in strikeouts and tied for 3rd with 12 wins.
- ◆ Made his season debut on April 25 and from that point forward led the minors in strikeouts.
- ◆ His scoreless streak of 26.2 IP from May 22-June 24 established a Marauders record.

- ◆ Made 7 starts for the Scottsdale Scorpions in the Arizona Fall League.
- ◆ Ranked by *Baseball America* as the No. 16 overall prospect in the minors following the season... was the No. 1 prospect in the Pirates system and No. 1 prospect in the FSL...the publication also tabbed him as having the Best Fastball in the organization for a second consecutive year.
- ◆ Spent the **2013** season with Class-A West Virginia...named the South Atlantic League Pitcher of the Year and the Pirates Minor League Pitcher of the Year...his 164 SO led the league and were the most by a Pirates minor leaguer since Tom Gorzelanny (167) in 2004.
- ◆ Named to the South Atlantic League midseason and postseason All-Star teams.
- ◆ Ranked by *Baseball America* as the No. 46 overall prospect in the minors following the season... was the No. 3 prospect in the Pirates system.

## AMATEUR CAREER

- ◆ Named Conference Pitcher of the Year as a senior at William S. Hart (Calif.) High School, going 8-2 with a 1.25 ERA (67-IP, 12-ER) and 99 SO...committed to the University of Portland before signing with the Pirates.

## PERSONAL & MISC.

- ◆ ESPN's Jeff Passan reported in 2020 that Tyler would look at photos of Martin Shkreli to make himself angry before starts...Shkreli made news in 2015 when his company, Turing Pharmaceuticals, was found price-gouging medication...he was later sentenced to seven years in prison for securities fraud in 2017... Tyler has found new ways to motivate himself but still holds Shkreli in low regard.
- ◆ He is a huge fan of gangster rap/trap music...he has "No Juice" tattooed on the inside of his lip—a nod to rapper Boosie that he got as an inside joke with former Pirates roommate Rodarrick Jones.
- ◆ He is a bit of an adrenaline junkie with experiences like a 55-foot cliff jump in Hawaii and bungee jumping in Thailand under his belt... he hopes to pursue skydiving once his baseball career is finished.
- ◆ Tyler implements a regular meditation regimen twice daily...he sits in a quiet room and focuses on his breathing in an effort to center his mind and keep things simple.
- ◆ Tyler won a silver medal in the high jump at the USATF Junior Olympics held in Miami in 2003...he and the winner recorded the same



jump height (1.4m) but his opponent received the tiebreaker.

- Tyler is 6'8" and wears a size 16 shoe...his Players' Weekend nicknames have stayed true to that theme, opting for "Mini Horse" in 2018 and "Baby Giraffe" in 2019...he grew 11 inches between his freshman and senior years in high school and separated a growth plate in his right shoulder in the process...he was not in his high school rotation until midway through his junior season.
- As a young teen, Tyler once threw water balloons at cars from the top of a Subway restaurant...he was disappointed to learn one of the balloons burst on the local police chief's wife's windshield.
- He was voted "funniest" by his classmates in his senior class superlatives.
- He spent four years in the Scouts.
- His mother, Donna, was a gymnast at Cal State Fullerton, then coached Cal State Northridge to a Division II national championship in 1982.

- Graduated from William S. Hart (Calif.) High School, which produced former Rays pitcher James Shields, though Tyler has never met him... Trevor Bauer, Mike Montgomery, Pat Valaika and Bob Walk also graduated from there.

## CAREER HIGHS

### LONGEST OUTING

8.0, 5/14/21 vs. NYM

### LONGEST RELIEF OUTING

3.2, 2x-last 4/19/18 at PHI

### STRIKEOUTS

14, 4/12/21 vs. TEX

### WALKS

6, 9/13/17 at MIL

### HR ALLOWED

3, 6/3/17 at NYM

### RUNS ALLOWED

7, 3x-last 9/5/18 at TOR

### HITS ALLOWED

10, 6/9/17 vs. MIA

### WIN STREAK

7G, 8/25/20 - 4/17/21

### LOSS STREAK

5G, 2x-last 6/22/18 - 9/11/18

## CAREER PITCHING

YEAR	CLUB	W	L	ERA	G	GS	CG	SHO	SV	IP	H	R	ER	HR	HB	BB-I	SO	WP	BK
2012	GCL Pirates	0	3	2.10	11	10	0	0	0	34.1	19	15	8	3	2	16-0	40	4	0
	State College	0	0	0.00	1	1	0	0	0	4.0	4	2	0	0	0	1-0	4	1	0
2013	West Virginia	9	3	2.18	24	24	0	0	0	111.1	54	35	27	9	9	61-0	164	11	1
2014	Bradenton	12	5	1.74	23	23	0	0	0	124.1	74	29	24	3	3	57-0	157	5	2
2015	Altoona	5	3	2.43	12	12	0	0	0	63.0	41	22	17	2	0	19-0	82	4	0
	West Virginia	0	1	3.38	2	2	0	0	0	5.1	3	4	2	0	1	2-0	6	0	0
	Indianapolis	2	1	2.20	8	8	0	0	0	41.0	33	16	10	1	1	22-0	48	2	0
2016	Indianapolis	8	3	1.87	20	20	0	0	0	110.2	65	23	23	4	0	62-0	133	6	0
	Pittsburgh	0	2	4.24	7	4	0	0	0	23.1	22	13	11	2	3	13-0	24	2	1
	Altoona	0	0	3.00	2	2	0	0	0	6.0	4	2	2	1	0	6-0	11	0	0
2017	Pittsburgh	2	7	7.69	15	13	0	0	0	62.0	81	61	53	13	2	44-2	56	3	0
	Indianapolis	9	2	1.93	15	15	0	0	0	93.1	57	21	20	6	1	32-0	140	9	0
2018	Pittsburgh	1	2	4.34	34	0	0	0	0	56.0	47	28	27	5	1	34-2	72	1	1
	Tampa Bay	1	5	4.20	11	11	0	0	0	55.2	42	27	26	10	3	19-1	64	5	1
2019	Tampa Bay	6	1	1.78	12	12	0	0	0	60.2	40	13	12	4	0	14-0	76	2	0
	Durham	0	0	0.00	2	2	0	0	0	2.1	2	0	0	0	0	3-0	3	0	0
2020	Tampa Bay	5	1	4.08	11	11	0	0	0	57.1	43	26	26	11	0	22-0	91	7	0
2021	Tampa Bay	5	2	2.66	14	14	0	0	0	88.0	55	26	26	10	0	27-0	123	8	0
<b>Minor League Totals</b>		<b>45</b>	<b>21</b>	<b>2.01</b>	<b>120</b>	<b>119</b>	<b>0</b>	<b>0</b>	<b>0</b>	<b>595.2</b>	<b>356</b>	<b>169</b>	<b>133</b>	<b>29</b>	<b>17</b>	<b>281-0</b>	<b>788</b>	<b>42</b>	<b>3</b>
<b>Rays Totals</b>		<b>17</b>	<b>9</b>	<b>3.10</b>	<b>48</b>	<b>48</b>	<b>0</b>	<b>0</b>	<b>0</b>	<b>261.2</b>	<b>180</b>	<b>92</b>	<b>90</b>	<b>35</b>	<b>3</b>	<b>82-1</b>	<b>354</b>	<b>22</b>	<b>1</b>
<b>Major League Totals</b>		<b>20</b>	<b>20</b>	<b>4.04</b>	<b>104</b>	<b>65</b>	<b>0</b>	<b>0</b>	<b>0</b>	<b>403.0</b>	<b>330</b>	<b>194</b>	<b>181</b>	<b>55</b>	<b>9</b>	<b>173-5</b>	<b>506</b>	<b>34</b>	<b>3</b>

1: Selected by the Pittsburgh Pirates in the 5th round of the 2011 Amateur Draft...signed by Rick Allen. 2: Acquired by the Tampa Bay Rays from Pittsburgh along with OF Austin Meadows and a player to be named (RH Shane Baz) in exchange for RH Chris Archer, July 31, 2018.



## CAREER FIELDING

YEAR	POSITION	PCT	G	PO	A	E	TC	DP
2016	Pitcher	.667	7	0	2	1	3	1
2017	Pitcher	.917	15	4	7	1	12	0
2018	Pitcher	.955	45	10	11	1	22	1
2019	Pitcher	1.000	12	1	5	0	6	0
2020	Pitcher	1.000	11	4	5	0	9	0
2021	Pitcher	1.000	14	6	3	0	9	0
<b>Totals</b>		<b>.951</b>	<b>104</b>	<b>25</b>	<b>33</b>	<b>3</b>	<b>61</b>	<b>2</b>

## POSTSEASON PITCHING

YEAR	SERIES	CLUB	W	L	ERA	G	GS	CG	SHO	SV	IP	H	R	ER	HR	HB	BB-I	SO	WP	BK
2019	ALDS	TB vs. HOU	0	2	7.71	2	2	0	0	0	7.0	9	6	6	1	0	3-0	8	0	0
2020	ALWC	TB vs. TOR	1	0	3.00	1	1	0	0	0	6.0	6	2	2	2	0	1-0	8	2	0
	ALDS	TB vs. NYY	1	0	4.91	2	2	0	0	0	7.1	3	4	4	2	0	5-0	12	0	0
	ALCS	TB vs. HOU	0	1	6.00	1	1	0	0	0	6.0	8	4	4	2	0	2-0	5	0	0
	WS	TB vs. LAD	0	2	9.64	2	2	0	0	0	9.1	9	10	10	3	0	9-0	15	4	0
<b>Postseason Totals</b>			<b>2</b>	<b>5</b>	<b>6.56</b>	<b>8</b>	<b>8</b>	<b>0</b>	<b>0</b>	<b>0</b>	<b>35.2</b>	<b>35</b>	<b>26</b>	<b>26</b>	<b>10</b>	<b>0</b>	<b>20-0</b>	<b>48</b>	<b>6</b>	<b>0</b>

## CAREER BATTING

YEAR	CLUB	AVG	AB	R	H	2B	3B	HR	RBI	SH	SF	HB	BB-I	SO	SB	CS	GDP	OBP	SLG
2016	Pittsburgh	.143	7	0	1	0	0	0	0	0	0	0	0-0	4	0	0	0	.143	.143
2017	Pittsburgh	.294	17	1	5	0	0	0	3	1	0	1	4-0	7	0	0	0	.455	.294
2018	Pittsburgh	.000	3	0	0	0	0	0	0	0	0	0	0-0	3	0	0	0	.000	.000
2019	Tampa Bay	.000	2	0	0	0	0	0	0	0	0	0	0-0	1	0	0	0	.000	.000
2021	Tampa Bay	.000	2	0	0	0	0	0	0	0	0	0	0-0	2	0	0	0	.000	.000
<b>Major League Totals</b>		<b>.194</b>	<b>31</b>	<b>1</b>	<b>6</b>	<b>0</b>	<b>0</b>	<b>0</b>	<b>3</b>	<b>1</b>	<b>0</b>	<b>1</b>	<b>4-0</b>	<b>17</b>	<b>0</b>	<b>0</b>	<b>0</b>	<b>.304</b>	<b>.194</b>

## LEFT-RIGHT BREAKDOWN

	2021				CAREER			
	AVG	AB	H	HR	AVG	AB	H	HR
vs. Left	.139	137	19	4	.215	717	154	21
vs. Right	.205	176	36	6	.226	778	176	34



WILL VRAGOVIC / TAMPA BAY RAYS



39

CENTER FIELDER

# KEVIN KIERMAIER

Kevin James Kiermaier (KEER-my-er)



BATS LEFT

THROWS RIGHT

HEIGHT 6'1"

WEIGHT 205

OPENING DAY AGE 31

MAJOR LEAGUE SERVICE 7 years, 131 days

BORN 4/22/90 in Fort Wayne, IN

RESIDES Tampa, FL

CONTRACT STATUS Sixth year of a six-year contract through 2022 plus one club option for 2023

SIGNING SCOUT Tom Couston (Rays)

ACQUIRED Selected in the 31st round of the 2010 Amateur Draft

## 2021 SEASON

- Appeared in 122 games and made 101 starts, all in center field...his .259 avg. marked his highest since 2017 (.276) and included a .333 clip in Sept/Oct and .289 from June 6 through season's end.
- His 7 3B tied for 2nd in the AL behind LAA Shohei Ohtani (8) and tied for 4th in the majors.
- In *Baseball America's* Best Tools survey of major league managers, coaches and executives, was ranked as the AL's Best Defensive Outfielder.
- Was one of three finalists for the Rawlings AL Gold Glove Award for center field, won by KC Michael A. Taylor.
- His 13 Defensive Runs Saved tied for 8th among major league outfielders and tied for 3rd among center fielders behind KC Michael A. Taylor (19) and STL Harrison Bader (15).
- Made his seventh consecutive Opening Day roster, all starts in center field...ranks 3rd in franchise history in Opening Day starts behind Evan Longoria (9) and Carl Crawford (8).
- On June 1 at NYY, his game-tying, solo homer in the 5th inning was his first since Sep 1, 2020 at NYY, going 52 games and 156 AB in between.
- On June 24 vs. BOS, threw out Hunter Renfroe attempting to score in the 7th inning and recorded the first hit for the Rays, a 1-out double in the 8th to break up a combined no-hit bid.
- On July 7 vs. CLE (G1), had a career-high 5 RBI, on a 2-run double in the 1st inning and 3-run homer in the 3rd...the homer was his first at home in the regular season since Sep 24, 2019 vs. NYY.
- On Aug 13 at MIN, hit the third inside-the-park homer of his career, following May 23, 2019 at CLE and May 31, 2014 at BOS...it was the first inside-the-park homer for the Rays since Avisail

García on May 28, 2019 vs. TOR...his three career inside-the-park homers are tied with Carl Crawford for the most in Rays history.

- **POSTSEASON:** Hit .214 (3-for-14) with 3 2B and 1 RBI in 4 games...in Game 3 of the ALDS at BOS, appeared to give the Rays a lead when Yandy Díaz crossed the plate from first base on a 13th-inning double...however, Rule 5.05(a)(8) was correctly enforced on the field after the ball deflected off right fielder Hunter Renfroe and over the fence for a ground-rule double.
- Underwent right knee arthroscopic surgery on Nov 3, performed by Dr. Koco Eaton in St. Petersburg, to address a small meniscus tear.

## DEFENSIVE RUNS SAVED LEADERS, MLB, 2015-21

	POS.*	INNINGS	DRS
Kevin Kiermaier, TB	CF	5,927.2	131
Andrelton Simmons, ATL/LAA/MIN	SS	7,179.0	129
Mookie Betts, BOS/LAD	RF	7,874.2	125
Nolan Arenado, COL/STL	3B	8,460.0	106
Nick Ahmed, ARI	SS	6,278.1	81

\* PRIMARY POSITION PLAYED (DRS TOTALS ALL POSITIONS)

## CAREER HIGHLIGHTS

- Is the longest-tenured among current Rays and the 4th-longest-tenured Ray of all-time behind Evan Longoria, Carl Crawford and Ben Zobrist.
- Since the start of his first full season in the majors (2015), his 131 Defensive Runs Saved lead the majors over Andrelton Simmons (129).
- Despite only 851 career games at the major league level, his 145 Defensive Runs Saved already rank 5th since the metric was introduced by Baseball Info Solutions in 2003.



- ◆ Is one of eight players to win a Gold Glove after being drafted in the 30th round or later and the sixth to win it at least three times.
- ◆ His 50 outfield assists rank 3rd in Rays history behind B.J. Upton (52) and Carl Crawford (51).
- ◆ Leads the majors with 51 3B since 2014...ranks 2nd in Rays history behind Carl Crawford (105).
- ◆ In **2020**, tied for 3rd among major league outfielders with 10 Defensive Runs Saved, behind TEX Joey Gallo (13) and MIN Byron Buxton (11).
- ◆ His six outfield assists tied for 3rd in the majors and were one shy of the major league leaders, TOR Teoscar Hernández and BOS Alex Verdugo.
- ◆ Avoided the IL for the first time since 2015.
- ◆ Was one of four players in the majors with multiple walk-off hits, joining CHC Javier Báez, CLE César Hernández and CIN Joey Votto...both came in a span of 22 games (20 starts), compared to one in his first 682 career games (622 starts).
- ◆ Both walk-off hits were against the Blue Jays, becoming the fifth player in franchise history with two walk-off hits against the same team in a single season...joined José Lobaton (2013 vs. TOR), Johnny Damon (2011 vs. MIN), B.J. Upton (2007 vs. TOR) and Travis Lee (2003 vs. BAL).
- ◆ Homered in three straight games from Aug 30–Sep 1 at MIA/NYY, his only 3 HR in the regular season...it was the fourth time in his career he homered in three straight games, first since Sep 12-15, 2017 vs. NYY/BOS...this came on the heels of opening the season without a homer in 85 AB.
- ◆ Hit .270 (20-for-74) with 3 HR on the road, compared to .156 (10-for-64) with 0 HR at home.
- ◆ Received the Paul C. Smith Champion Award, given to the club's most exemplary professional...he joined John Flaherty as the only Rays to be recognized with the honor by the Tampa Bay Chapter of the BBWAA in back-to-back years.
- ◆ On July 26 vs. TOR, snapped a 0-for-11 skid to start the season with a walk-off, 2-run triple in the 10th inning off Shun Yamaguchi.
- ◆ On Aug 22 vs. TOR, delivered a walk-off single in the 10th inning off Anthony Bass for a 5-4 win.
- ◆ **POSTSEASON:** Hit .255 (14-for-55) with 3 HR and 7 RBI in 18 games (17 starts), including 2 HR in the World Series...did not start in Games 4-6 of the ALCS against the Astros due to a left hand contusion sustained on a hit by pitch.
- ◆ In Game 3 of the ALDS at NYY, hit the second homer of his postseason career, a year to the date from the first...was a 3-run homer off Masahiro Tanaka in the 4th inning, breaking a 1-1 tie.

- ◆ In Game 4 of the World Series vs. LAD, hit a game-tying, solo homer off Pedro Báez in the 7th inning and singled and scored the game-tying run in the 9th inning...became the sixth player all-time to hit a game-tying homer in the World Series out of the No. 9 spot, first since MIN Chili Davis in Game 3 of the 1991 World Series at ATL.
- ◆ In **2019**, claimed the Rawlings AL Gold Glove Award for center field...won the award over finalists BOS Jackie Bradley Jr. and LAA Mike Trout...marked his third Gold Glove Award, tying Evan Longoria for the most in club history.
- ◆ Became the third center fielder to win three (or more) Gold Glove Awards since Rawlings began awarding them to individual outfield positions in 2011, joining Adam Jones (2012-14) and Ender Inciarte (2016-18).
- ◆ His 13 Defensive Runs Saved were the most among AL center fielders, ahead of MIN Byron Buxton (10) and CLE Oscar Mercado (10).
- ◆ In *Baseball America's* Best Tools survey of major league managers, coaches and executives, was ranked as the AL's 2nd-best Defensive Outfielder behind MIN Byron Buxton and 2nd-best Outfield Arm behind OAK Ramon Laureano.
- ◆ Was on the 10-day IL (thumb) from July 21-30, his fourth consecutive year with an injury, though his 129 games were his most since 2015.
- ◆ Hit 14 HR, one shy of tying his career high, and tied for 8th in the majors with 7 3B.
- ◆ On May 23 at CLE, hit an inside-the-park, 3-run homer in the 6th inning...was the second inside-the-park homer of his career, following May 31, 2014 at BOS (off Alex Wilson).
- ◆ On July 31 at BOS, hit a 2nd-inning solo homer off Rick Porcello on his first pitch seen after his reinstatement from the 10-day IL.
- ◆ **POSTSEASON:** Started all 6 games in center field...in Game 3 of the ALDS vs. HOU, his 3-run homer off Zack Greinke in the 2nd inning gave the Rays their first lead of the series...was the Rays first postseason homer at Tropicana Field since José Lobaton's walk-off in Game 3 of the 2013 ALDS vs. BOS, and the two were hit to nearly identical spots...in Game 4 vs. HOU, recorded an outfield assist on an 8-6-2 putout.
- ◆ In **2018**, missed significant time for a third consecutive season...missed 57 games from April 16–June 18 with a torn ligament in his right thumb.
- ◆ Despite the missed time, ranked 3rd in the AL with 9 3B, one shy of teammate Mallex Smith and CHW Yolmer Sánchez.
- ◆ Won his second Wilson Defensive Player of the Year Award in center field (2016)...despite his



missed time, his 13 Defensive Runs Saved in center field tied for 3rd in the majors to MIL Lorenzo Cain (18) and ATL Ender Inciarte (17).

- On the first pitch on Opening Day vs. BOS, caught a fly ball in left-center to rob Mookie Betts...covered 129 feet in 6.3 seconds, according to Statcast, and was awarded a 5-Star Catch... was given a 6 pct. catch probability.
- On June 25 vs. WSH, hit the second grand slam of his career, off Gio Gonzalez...was the first time a Rays lefty hit a grand slam off a left-handed pitcher since Matt Joyce on May 25, 2012 at BOS...it was the fourth time in club history the Rays got a grand slam from a leadoff hitter.
- In **2017**, established a career high in home runs for a third consecutive year.
- Appeared in 98 games with 95 starts, all in center field...was on the injured list from June 9–Aug 17 with a right hip fracture, missing 61 games.
- After being reinstated from the 60-day IL, hit .306/.352/.517 (45-for-147) with 5 2B, 1 3B, 8 HR and 19 RBI in 36 games (35 starts).
- Ranked 2nd among major league center fielders with 22 Defensive Runs Saved.
- Despite his 22 DRS, his 6 errors ranked 3rd among major league center fielders...all six came from April 26–June 8, matching his total from his previous 235 games...three of his errors led to "little league home runs"...made 3 errors in the 4-game series from May 8-11 vs. KC.
- On March 20, signed a six-year contract with a club option for 2023...the deal was worth a guaranteed \$53.5 million and could raise to \$66.15 million with the option and incentives.
- On April 9 vs. TOR, was ejected by home plate umpire Mike Muchlinski for arguing balls and strikes, his first career ejection.
- On April 19 vs. DET, his 4 runs were a career high and the most by a Ray since Wil Myers exactly three years prior—on April 19, 2014 vs. NYY.
- On May 31 at TEX, his 9th-inning homer was the sixth time in club history there was a game-tying homer with 2 outs in the 9th inning, first since Dan Johnson on Sep 28, 2011 vs. NYY ("Game 162").
- On Sep 15 vs. BOS, made a diving catch in the 9th inning and leaping catch in the 10th, robbing Jackie Bradley Jr. and Mookie Betts of extra-base hits...homered in the 14th, the third time in club history there was a game-tying homer in extras and the latest in a game the Rays ever got one.
- In **2016**, claimed the Rawlings AL Gold Glove Award for center field for a second straight

year...won the award over finalists TOR Kevin Pillar and BOS Jackie Bradley Jr.

- Joined SEA Ichiro Suzuki (2001-02) as the only AL outfielders to win a Gold Glove in each of their first two full seasons in the majors, dating back to when the awards were first presented in 1957.
- Won the Wilson Defensive Player of the Year Award in center field.
- His 25 Defensive Runs Saved led major league center fielders and ranked 2nd among all players behind BOS Mookie Betts (30).
- Established career highs with 21 SB and 40 BB despite missing 48 games with a left hand fracture...his 12 HR were a career high at the time.
- Returned from the injured list for the club's first game after the All-Star break...in the second half, his 7 outfield assists tied HOU Jake Marisnick for most among AL center fielders.
- On May 21 at DET, sustained two fractures in his left hand while diving for James McCann's single in the 5th inning...underwent surgery on May 24, performed by Dr. Doug Carlan in St. Petersburg...played a pair of rehab games for Class-A Charlotte and was reinstated from the injured list on July 15 vs. BAL.
- Compiled a career-long 13-game hitting streak from Aug 27–Sep 9, batting .407 (22-for-54).
- On Sep 8 at NYY, recorded the first multi-HR game of his career with solo shots off CC Sabathia in his first two trips to the plate... became the first Rays left-handed hitter with 2 HR vs. LHP in the same game since Johnny Damon on Aug 29, 2011 at TOR.
- On Sep 16 at BAL, robbed Hyun Soo Kim of a potential grand slam in the 7th inning as the ball deflected off his glove and fell to the warning track for a RBI single.
- In **2015**, claimed his first Rawlings Gold Glove Award...won the award over finalists TOR Kevin Pillar and LAA Mike Trout...was later announced as the Rawlings AL Platinum Glove Award winner as the best defender at any position.
- Named Defensive Player of the Year in the Esurance MLB Awards.
- Led all major league players with 38 Defensive Runs Saved—the highest mark since 2003, when Baseball Info Solutions started tracking it.
- Led major league center fielders with 15 outfield assists, one shy of the club record for a center fielder (B.J. Upton in 2008).
- Ranked 3rd in the AL with 7.4 Wins Above Replacement, trailing only LAA Mike Trout (9.4) and TOR Josh Donaldson (8.8).





- ◆ On April 24 vs. TOR, circled the bases on an error by Steve Tolleson...according to the Elias Sports Bureau, he was the first player in club history to score on a four-base error and the first to do it in the majors since NYM Jason Bay on April 21, 2011 vs. HOU.
- ◆ On Aug 31 at BAL, robbed Manny Machado of a leadoff homer in the 1st inning...just two weeks earlier, on Aug 14 at TEX, he robbed Prince Fielder of a potential home run.
- ◆ Recorded his first walk-off RBI on Sep 20 vs. BAL, when he delivered an infield single in the 9th inning off Zack Britton.
- ◆ For the second straight year, was the Rays recipient of the MLB Alumni Association's Heart and Hustle Award...the award honors active players who demonstrate a passion for the game of baseball and best embody the values, spirit and tradition of the game...it is also the only award in MLB that is voted on by former players.
- ◆ Appeared in 108 games in 2014, including 89 starts (57-RF, 32-CF)...min. 100 games, his .450 SLG and .765 OPS both led the team...began the season with Triple-A Durham and had two brief stints in the majors (April 11-12, May 17-21) before being recalled for good on May 28.
- ◆ Was one of three finalists for the Rawlings AL Gold Glove Award for right field, won by BAL Nick Markakis...was one of three rookies chosen as a Gold Glove finalist, along with CIN Billy Hamilton and BOS Jackie Bradley Jr.
- ◆ Named to *Baseball America's* All-Rookie Team, alongside outfielders HOU George Springer and CIN Billy Hamilton.
- ◆ His 8 3B led AL rookies and were the most by a Rays rookie since Akinori Iwamura posted a club-rookie-record 10 3B in 2007.
- ◆ Min. 100 games, his .450 SLG ranked 3rd among AL rookies, trailing CHW José Abreu (.581) and MIN Danny Santana (.472)...it was the highest by a Rays rookie since Evan Longoria (.531) in 2008.
- ◆ On April 12 at CIN, in his first major league start, threw out Joey Votto at home...the assist preserved a 1-0 lead for Alex Cobb and the Rays held on to win by the same score.
- ◆ Collected his first major league hit on May 17 at LAA, an infield single off C.J. Wilson...the next day, hit his first career homer, a 2-run, opposite-field shot in the 7th inning off Mike Morin...earlier in that game, made a leaping catch against the right-center field wall to rob Erick Aybar of extra bases and earn the top Web Gem on ESPN's *Baseball Tonight*.
- ◆ Hit an inside-the-park home run on May 31 at BOS, the first player to do so within his first 10 games since CHW Joe Borchard in 2002...became the first visiting player to hit an inside-the-park home run at Fenway Park since BAL David Newhan on July 21, 2004.
- ◆ Claimed the No. 1 spot on ESPN *SportsCenter's* Top 10 Plays twice in a span of 10 days...on June 11 vs. STL, his bases-loaded, inning-ending diving catch in right-center field robbed Peter Bourjos...on June 20 vs. HOU, dove for a George Springer foul ball near the Rays bullpen.
- ◆ On July 9 vs. KC, went 4-for-4 with a grand slam, the first Rays rookie to record 4 hits and a slam...became the first rookie since Baseball Reference data is available (1901) with 4 hits and a grand slam from the No. 9 spot in the batting order.
- ◆ Despite playing only 34 games for Durham, was ranked by *Baseball America* as the Best Defensive Outfielder in the International League in its Best Tools survey.
- ◆ In 2013, was used as a late-inning defensive replacement in the Game 163 tiebreaker at TEX and the AL Wild Card Game at CLE.
- ◆ Was not included on the ALDS roster.
- ◆ Selected off the Durham roster on Sep 30, the day of Game 163...became the first player to make his major league debut in a single-game tiebreaker and just the second to make his major league debut in his team's 163rd game of a season (or later), according to the Elias Sports Bureau...the other was NYY Elvio Jiménez in their 164th and final game of the 1964 season.
- ◆ Caught Joe Maddon's attention in spring training when he delivered a 2-run double in the Rays spring home opener and hustled into second base after being accidentally tripped by the first baseman...was a minor league call up that day as the Rays played split-squad games.
- ◆ Spent most of the season at Double-A Montgomery before a late-July promotion to Durham...hit a combined .295 (150-for-508) with 89 runs and 21 SB in 136 games.
- ◆ Named Most Valuable Player for Montgomery by the Rays Baseball Operations department, batting .307 (114-for-371) in 97 games.
- ◆ Named to the Southern League midseason and postseason All-Star teams.
- ◆ Started all eight of the Bulls postseason games and scored a team-high 6 runs...delivered a 2-run homer and RBI single in the Bulls 7-0 win at Pawtucket (Red Sox), clinching the Governors' Cup.



- ◆ Named Defensive Player of the Year by the Rays Baseball Operations department for a second consecutive year.
- ◆ Ranked by *Baseball America* as the No. 10 prospect in the Rays system following the season...the publication also tabbed him as the Best Defensive Outfielder and Best Outfield Arm in the organization.
- ◆ Started the **2012** season with Class-A Charlotte, but missed 63 games due to a pair of injuries...broke his left middle finger on a bunt attempt in the second game of the season...returned in June, but 10 days later broke the hamate bone in his right hand on a swing...received a late-season promotion to Durham.
- ◆ Played 23 games for the Phoenix Desert Dogs in the Arizona Fall League.
- ◆ In **2011**, recorded a career-high 27 SB for Class-A Bowling Green...played for the Canberra Cavalry in the Australian Baseball League...ranked by *Baseball America* as the Best Defensive Outfielder in the organization following the season...in **2010**, hit a team-high .303 for Rookie-level Princeton...his 7 3B ranked 2nd in the Appalachian League.

## AMATEUR CAREER

- ◆ Selected in the 31st round (941st overall) of the 2010 Amateur Draft...only four players in club history have been drafted later and reached the majors with the Rays: Ryan Garton (34th round) in 2012, Joey Gathright (32nd round) in 2001, Chad Gaudin (34th round) in 2001 and Travis Phelps (89th round) in 1996.
- ◆ In 2010, as a sophomore at Parkland College in Champaign, Ill., he hit .426 with 17 HR, 71 RBI and 91 runs in 56 games while the Cobras finished 5th in the nation with a 50-13 record.
- ◆ As a freshman in 2009, hit .429 with 13 3B, 13 HR, 50 RBI and 84 runs in 54 games...the Cobras won the National Junior College championship with a 49-9 mark.

## PERSONAL & MISC.

- ◆ Kevin and his wife, Marisa, have two sons, Karter and Krew.
- ◆ He set a personal best when he hauled in a 43-pound buffalo carp at 2 a.m. while bowfishing in Wisconsin in 2019...he made the catch from his custom boat, christened "Outlaw Bowfishing" or "The OB" for short...his previous best was 38 pounds from the year before.
- ◆ Kevin works closely with the Children's Dream Fund—a foundation based in St. Petersburg

that makes dreams come true for children with life-threatening illnesses...he was also the 2019 Rays nominee for the Roberto Clemente Award and allocated the associated charitable gift to the Ronald McDonald House in St. Petersburg.

- ◆ Kevin works out with the University of Tampa baseball program during the offseason...to show his gratitude, he donates gloves, bats and cleats, and treats the team to several steak dinners.
- ◆ His older brother, Dan, was promoted to head groundskeeper for the Cubs ahead of the 2020 season...he has been with the Cubs since 2016.
- ◆ Kevin maintains his claim as "Tampa's most dedicated Purdue fan"...after two All-American seasons in junior college, he originally signed a letter of intent to play for the Boilermakers before signing with the Rays.

## CAREER HIGHS

HITS	RUNS
4, 2x-last 9/8/16 at NYY	4, 4/19/17 vs. DET
HITTING STREAK	WALKS
13G, 8/27/16 - 9/9/16	3, 5/29/19 vs. TOR
HOME RUNS	STRIKEOUTS
2, 3x-last 9/5/18 at TOR	4, 2x-last 5/29/17 at TEX
RBI	STOLEN BASES
5, 7/7/21 vs. CLE (G1)	2, 13x-last 5/4/21 at LAA

## HOME RUN HIGHLIGHTS

GRAND SLAMS (2)
6/25/18 vs. WSH (Gio Gonzalez); 7/9/14 vs. KC (Yordano Ventura)
MULTI-HR GAMES (3)
2 - 9/5/18 at TOR; 8/23/17 vs. TOR; 9/8/16 at NYY
LEADOFF (3)
9/24/17 at BAL (Chris Tillman); 9/12/17 vs. NYY (Sonny Gray); 8/20/17 vs. SEA (Yovani Gallardo)
INSIDE-THE-PARK (3)
8/13/21 at MIN (John Gant); 5/23/19 at CLE (Adam Plutko); 5/31/14 at BOS (Alex Wilson)



## CAREER BATTING

YEAR	CLUB	AVG	G	AB	R	H	2B	3B	HR	RBI	SH	SF	HB	BB-I	SO	SB	CS	GDP	OBP	SLG
2010	Princeton	.303	57	218	44	66	8	7	2	16	1	0	3	24-2	54	17	5	4	.380	.431
2011	Bowling Green	.241	120	402	54	97	11	8	4	39	9	3	8	37-0	99	27	10	3	.316	.338
2012	Charlotte	.260	57	177	16	46	7	6	0	12	7	0	2	26-0	38	10	4	1	.361	.367
	GCL Rays	.167	2	6	0	1	0	0	0	0	0	0	0	0-0	2	0	0	0	.167	.167
	Durham	.333	4	9	2	3	0	0	0	1	0	0	0	3-0	1	0	0	0	.500	.333
2013	Montgomery	.307	97	371	65	114	14	9	5	28	4	3	8	31-3	61	14	11	3	.370	.434
	Durham	.263	39	137	24	36	7	6	1	13	0	1	2	14-0	26	7	1	0	.338	.423
	<b>Tampa Bay</b>	<b>-</b>	<b>1</b>	<b>0</b>	<b>0</b>	<b>0</b>	<b>0</b>	<b>0</b>	<b>0</b>	<b>0</b>	<b>0</b>	<b>0</b>	<b>0</b>	<b>0-0</b>	<b>0</b>	<b>0</b>	<b>0</b>	<b>0</b>	<b>-</b>	<b>-</b>
2014	Durham	.305	34	128	28	39	7	2	3	13	2	1	0	12-0	23	11	1	1	.362	.461
	<b>Tampa Bay</b>	<b>.263</b>	<b>108</b>	<b>331</b>	<b>35</b>	<b>87</b>	<b>16</b>	<b>8</b>	<b>10</b>	<b>35</b>	<b>5</b>	<b>2</b>	<b>3</b>	<b>23-2</b>	<b>71</b>	<b>5</b>	<b>4</b>	<b>3</b>	<b>.315</b>	<b>.450</b>
2015	<b>Tampa Bay</b>	<b>.263</b>	<b>151</b>	<b>505</b>	<b>62</b>	<b>133</b>	<b>25</b>	<b>12</b>	<b>10</b>	<b>40</b>	<b>2</b>	<b>2</b>	<b>2</b>	<b>24-0</b>	<b>95</b>	<b>18</b>	<b>5</b>	<b>7</b>	<b>.298</b>	<b>.420</b>
2016	<b>Tampa Bay</b>	<b>.246</b>	<b>105</b>	<b>366</b>	<b>55</b>	<b>90</b>	<b>20</b>	<b>2</b>	<b>12</b>	<b>37</b>	<b>0</b>	<b>1</b>	<b>7</b>	<b>40-1</b>	<b>74</b>	<b>21</b>	<b>3</b>	<b>5</b>	<b>.331</b>	<b>.410</b>
	GCL Rays	.000	1	2	0	0	0	0	0	0	0	0	0	1-0	1	0	0	0	.333	.000
	Charlotte	.667	2	3	2	2	1	0	0	0	0	0	0	2-0	0	0	0	0	.800	1.000
2017	<b>Tampa Bay</b>	<b>.276</b>	<b>98</b>	<b>380</b>	<b>56</b>	<b>105</b>	<b>15</b>	<b>3</b>	<b>15</b>	<b>39</b>	<b>4</b>	<b>1</b>	<b>5</b>	<b>31-2</b>	<b>99</b>	<b>16</b>	<b>7</b>	<b>3</b>	<b>.338</b>	<b>.450</b>
	Charlotte	.125	7	24	2	3	1	1	0	1	0	0	0	2-0	7	0	1	0	.192	.250
2018	<b>Tampa Bay</b>	<b>.217</b>	<b>88</b>	<b>332</b>	<b>44</b>	<b>72</b>	<b>12</b>	<b>9</b>	<b>7</b>	<b>29</b>	<b>2</b>	<b>2</b>	<b>6</b>	<b>25-2</b>	<b>91</b>	<b>10</b>	<b>5</b>	<b>4</b>	<b>.282</b>	<b>.370</b>
	Charlotte	.500	2	6	1	3	0	1	0	0	0	0	0	2-0	0	0	0	0	.625	.833
	Durham	.364	3	11	2	4	1	0	0	1	0	0	0	2-0	2	1	0	0	.462	.455
2019	<b>Tampa Bay</b>	<b>.228</b>	<b>129</b>	<b>447</b>	<b>60</b>	<b>102</b>	<b>20</b>	<b>7</b>	<b>14</b>	<b>55</b>	<b>1</b>	<b>1</b>	<b>5</b>	<b>26-2</b>	<b>104</b>	<b>19</b>	<b>5</b>	<b>8</b>	<b>.278</b>	<b>.398</b>
	Charlotte	.125	2	8	1	1	1	0	0	3	0	0	0	1-0	3	0	0	0	.222	.250
2020	<b>Tampa Bay</b>	<b>.217</b>	<b>49</b>	<b>138</b>	<b>16</b>	<b>30</b>	<b>5</b>	<b>3</b>	<b>3</b>	<b>22</b>	<b>0</b>	<b>0</b>	<b>1</b>	<b>20-1</b>	<b>42</b>	<b>8</b>	<b>1</b>	<b>2</b>	<b>.321</b>	<b>.362</b>
2021	<b>Tampa Bay</b>	<b>.259</b>	<b>122</b>	<b>348</b>	<b>54</b>	<b>90</b>	<b>19</b>	<b>7</b>	<b>4</b>	<b>37</b>	<b>0</b>	<b>4</b>	<b>5</b>	<b>33-2</b>	<b>99</b>	<b>9</b>	<b>5</b>	<b>4</b>	<b>.328</b>	<b>.388</b>
	<b>Minor League Totals</b>	<b>.276</b>	<b>427</b>	<b>1502</b>	<b>241</b>	<b>415</b>	<b>58</b>	<b>40</b>	<b>15</b>	<b>127</b>	<b>23</b>	<b>8</b>	<b>23</b>	<b>157-5</b>	<b>317</b>	<b>87</b>	<b>33</b>	<b>12</b>	<b>.352</b>	<b>.398</b>
	<b>Major League Totals</b>	<b>.249</b>	<b>851</b>	<b>2847</b>	<b>382</b>	<b>709</b>	<b>132</b>	<b>51</b>	<b>75</b>	<b>294</b>	<b>14</b>	<b>13</b>	<b>34</b>	<b>222-12</b>	<b>675</b>	<b>106</b>	<b>35</b>	<b>36</b>	<b>.310</b>	<b>.410</b>

1: Selected by the Tampa Bay Rays in the 31st round of the 2010 Amateur Draft...signed by Tom Coustoun.



WILL VRAGOVIC / TAMPA BAY RAYS



## CAREER FIELDING

YEAR	POSITION	PCT	G	PO	A	E	TC	DP
2013	Center Field	-	1	0	0	0	0	0
2014	Right Field	.966	68	137	3	5	145	1
	Center Field	.990	42	100	2	1	103	1
	Left Field	-	1	0	0	0	0	0
2015	Center Field	.988	148	410	15	5	430	3
	Right Field	1.000	2	2	0	0	2	0
2016	Center Field	.993	104	264	7	2	273	1
2017	Center Field	.976	97	242	5	6	253	1
2018	Center Field	1.000	88	232	5	0	237	1
2019	Center Field	.985	125	250	6	4	260	1
2020	Center Field	1.000	46	86	6	0	92	0
2021	Center Field	.996	116	229	1	1	231	0
<b>Totals</b>	<b>Center Field</b>	<b>.990</b>	<b>767</b>	<b>1813</b>	<b>47</b>	<b>19</b>	<b>1879</b>	<b>8</b>
	<b>Right Field</b>	<b>.966</b>	<b>70</b>	<b>139</b>	<b>3</b>	<b>5</b>	<b>147</b>	<b>1</b>
	<b>Left Field</b>	<b>-</b>	<b>1</b>	<b>0</b>	<b>0</b>	<b>0</b>	<b>0</b>	<b>0</b>

## POSTSEASON BATTING

YEAR	SERIES	CLUB	AVG	G	AB	R	H	2B	3B	HR	RBI	SH	SF	HB	BB-I	SO	SB	CS	GDP	OBP	SLG
2013	ALWC	TB vs. CLE	-	1	0	0	0	0	0	0	0	0	0	0	0-0	0	0	0	0	-	-
2019	ALWC	TB vs. OAK	.000	1	4	0	0	0	0	0	0	0	0	0	0-0	1	0	0	0	.000	.000
	ALDS	TB vs. HOU	.167	5	18	1	3	1	0	1	3	0	0	0	0-0	6	0	0	0	.167	.389
2020	ALWC	TB vs. TOR	.143	2	7	1	1	0	0	0	0	0	0	0	0-0	0	0	0	0	.143	.143
	ALDS	TB vs. NYY	.235	5	17	2	4	2	0	1	4	0	0	0	0-0	5	0	0	0	.235	.529
	ALCS	TB vs. HOU	.167	5	12	1	2	2	0	0	0	0	0	1	0-0	6	0	1	0	.231	.333
	WS	TB vs. LAD	.368	6	19	4	7	1	0	2	3	0	0	0	1-0	6	0	0	0	.400	.737
2021	ALDS	TB vs. BOS	.214	4	14	2	3	3	0	0	1	0	0	0	2-1	4	0	0	1	.313	.429
<b>Postseason Totals</b>			<b>.220</b>	<b>29</b>	<b>91</b>	<b>11</b>	<b>20</b>	<b>9</b>	<b>0</b>	<b>4</b>	<b>11</b>	<b>0</b>	<b>0</b>	<b>1</b>	<b>3-1</b>	<b>28</b>	<b>0</b>	<b>1</b>	<b>1</b>	<b>.253</b>	<b>.451</b>

## LEFT-RIGHT BREAKDOWN

	2021						CAREER					
	AVG	AB	H	HR	RBI		AVG	AB	H	HR	RBI	
vs. Left	.268	112	30	0	11		.248	789	196	13	93	
vs. Right	.254	236	60	4	26		.249	2058	513	62	201	

### DID YOU KNOW?

## LONGEST SERVICE TIME WITH THE RAYS

Evan Longoria 9 years, 170 days  
 Carl Crawford 8 years, 72 days  
 Ben Zobrist 7 years, 134 days  
**Kevin Kiermaier 7 years, 131 days**  
 B.J. Upton 6 years, 126 days

James Shields 6 years, 125 days  
 Chris Archer 6 years, 109 days  
 Alex Cobb 6 years, 61 days  
 Rocco Baldelli 6 years, 33 days  
 David Price 5 years, 116 days

CURRENT RAYS IN BOLD



36

RIGHT-HANDED PITCHER

# ANDREW KITTREDGE

Andrew Michael Kittredge (KIT-rij)

BATS **RIGHT**THROWS **RIGHT**HEIGHT **6'1"**WEIGHT **235**OPENING DAY AGE **32**MAJOR LEAGUE SERVICE **3 years, 70 days**BORN **3/17/90 in Spokane, WA**RESIDES **Spokane, WA**CONTRACT STATUS **Signed through 2022**SIGNING SCOUT **Joe Ross (Mariners)**

ACQUIRED **From the Seattle Mariners along with 1B/OF Dalton Kelly and RH Dylan Thompson in exchange for INF/OF Taylor Motter and INF/OF Richie Shaffer, 11/18/16**

## 2021 SEASON

- Enjoyed a breakout season including a spot on the AL All-Star Team, a year after his season ended after 8 apps with a right UCL sprain.
- Among pitchers with as many innings, his 1.88 ERA led the AL and ranked 3rd in the majors behind NYM Jacob deGrom (1.08) and PHI Ranger Suárez (1.36)...in Rays history, the only pitcher with as many innings and as low an ERA was Fernando Rodney (0.60) in 2012.
- His 9 wins tied for 3rd on the club and tied for 3rd among AL relievers behind NYY Chad Green (10) and SEA Paul Sewald (10)...ranked 2nd on the team with 8 saves behind Diego Castillo (14)... had 6 saves in his last 13 apps, compared to 2 saves in his first 44 apps of the season.
- Was used four times as an opener and the Rays went 3-1 in those games...pitched in the 1st, 2nd, 3rd, 4th, 5th, 6th, 7th, 8th, 9th, 10th and 11th.
- Recorded 4 outs (or more) in 24 of 57 apps.
- Reinstated on Sep 28 from a minimum stint on the 10-day IL due to neck tightness.
- In *Baseball America's* Best Tools survey of managers, coaches and executives, was ranked as the AL's 3rd-best Reliever behind CHW Liam Hendriks and BOS Matt Barnes.
- Made his third career Opening Day roster, all with the Rays, following 2018 and 2020.
- On April 24 vs. TOR, pitched around a 1-out double by Cavan Biggio for a scoreless 9th inning, the second save of his career (Aug 10, 2020 at BOS).
- On June 1 at NYY, took his first loss since April 5, 2018 at BOS, going 9-0 in between...pitched a scoreless 10th inning, with a Gary Sánchez strikeout to leave the bases loaded...retired his first 2 BF in the 11th before allowing a 2-run

homer to Clint Frazier, the second time in his career he allowed a walk-off hit.

- On June 25 vs. LAA, opened and yielded solo homers in the 1st inning to both Shohei Ohtani and Anthony Rendon...the 2 HR matched his total from his first 27 apps (3 starts) of the season and was the second multi-HR app of his career.
- On Sep 10 at DET, inherited the bases loaded with 1 out in the 7th inning and yielded a grand slam to Jonathan Schoop, his first batter faced... marked the first grand slam allowed in his career and the first blown save of his career.
- On Sep 12 at DET, pitched around a leadoff single in the 9th inning to send the game to extras... began the 10th with a 7-5 lead and retired his first 2 BF but allowed a game-tying, 2-run homer to Jeimer Candelario on a 2-2 pitch.
- On Sep 17 vs. DET, pitched a perfect 10th inning to strand the automatic runner...the third out was a strikeout of Jonathan Schoop, who hit a grand slam off him exactly one week prior...got the win after a Brett Phillips walk-off homer.
- **ALL-STAR GAME:** Added less than 24 hours prior to the game as a replacement for an inactive pitcher, his first career selection...pitched a perfect 7th inning with three groundouts.
- Became the second player in franchise history to enter spring training as a non-roster invite and make the All-Star Team, joining Evan Longoria in his rookie season (2008)...became the eighth Rays reliever to make the All-Star Team and first since Alex Colomé in 2016.
- Only two Rays pitchers made their first All-Star Team at an older age: Fernando Rodney (35) in 2012 and Rolando Arrojo (32) in 1998.
- **POSTSEASON:** Pitched in Games 3-4 of the ALDS at BOS, both scoreless apps spanning



3.1 IP...in Game 3 at BOS, inherited 2-on, 2-out and got a J.D. Martinez strikeout to end the 3rd inning...retired all 6 BF in Game 4 at BOS.

## CAREER HIGHLIGHTS

- ◆ In **2020**, placed on the 45-day IL (right UCL sprain) on Aug 12, ending his season.
- ◆ Made his second Opening Day roster and appeared in eight of the club's first 18 games before the injury.
- ◆ On Aug 10 at BOS, entered with 1 out in the 9th inning and allowed a single to J.D. Martinez, then got a flyout and strikeout for his first career save...the next night, made his first start of the season but was replaced due to injury after 2 BF.
- ◆ In **2019**, selected from Triple-A Durham on June 18 and remained in the Rays bullpen through the end of the season.
- ◆ Made 30 apps out of the bullpen and was used seven times as an opener.
- ◆ Went 1-0 with a 3.32 ERA (38-IP, 14-ER) in 30 apps in relief, compared to 0-0 with a 6.94 ERA (11.2-IP, 9-ER) as an opener.
- ◆ Went 2-1 with a 1.93 ERA (37.1-IP, 8-ER) and 55 SO in 27 apps (1 start) for the Bulls, including a 0.34 ERA (26.1-IP, 1-ER) and 42 SO in 20 apps beginning April 26 until his selection.
- ◆ In **2018**, made 33 apps (3 starts) over five stints with the Rays, including his first career Opening Day roster.
- ◆ On April 25 at BAL, his first career win came out of the bullpen after retiring both batters faced.
- ◆ Was with the Rays for four stints in **2017**, his first career major league action: July 17-23, July 26-27, Aug 23 and Sep 3 through season's end.
- ◆ On July 18 at OAK, made his major league debut (0.2-IP, 1-H, 0-R/ER) and struck out Jaycob Brugman, his first batter faced.
- ◆ Made 41 apps (2 starts) with Durham and was named to the International League midseason All-Star Team.
- ◆ Split the **2016** season between Double-A Jackson and Triple-A Tacoma...combined for a 3.50 ERA (72-IP, 28-ER) in 37 apps (5 starts).
- ◆ Had two stints with both clubs, but was with Tacoma from July 1 through season's end.
- ◆ Made 2 apps for the Peoria Javelinas in the Arizona Fall League and 6 apps for the Aguilas Cibaenas in the Dominican Winter League.
- ◆ Acquired by the Rays from the Mariners in a five-player trade on Nov 18.

- ◆ In **2015**, had four stints with Tacoma and three stints with Jackson...only made 1 app in April due to a left oblique muscle strain...combined for a 4.32 ERA (75-IP, 36-ER) in 36 apps (3 starts).
- ◆ In **2014**, his 12.19 SO/9 IP ratio with Class-A High Desert ranked 2nd among California League relievers...combined for 117 SO in 89.2 IP across three levels, which tied for 4th among Mariners minor leaguers.
- ◆ On July 1 at Rancho Cucamonga (Dodgers), recorded 5 SO in the 8th inning, the first full-season minor leaguer to do that since 2011.
- ◆ In **2013**, pitched for Jackson, Tacoma and High Desert and combined for a career-high 6.39 ERA (62-IP, 44-ER) between the three levels.
- ◆ In **2012**, totaled 25 apps between three levels in his first full professional season.
- ◆ Made 22 apps for the Adelaide Bite in the Australian Baseball League.

## AMATEUR CAREER

- ◆ Signed by the Mariners as a non-drafted free agent out of the University of Washington... previously selected by the Mariners in the 45th round of the 2008 Amateur Draft out of Ferris (Wash.) High School, but did not sign.

## PERSONAL & MISC.

- ◆ On the first day of the 2021 All-Star break, he was having dinner with his family at the Rainforest Cafe at Disney when he received a call from Kevin Cash that he was being added to the AL roster to replace an inactive pitcher.
- ◆ He and his wife, Tobey, welcomed their first child, Brooks, on June 13, 2019...he received the call that Brooks was coming while on his way to the airport to be recalled to the big leagues... from there he altered plans and traveled eight hours on two flights from Durham to Seattle to arrive in time for his birth.
- ◆ Andrew implemented a weighted-ball program with Driveline Baseball near Seattle ahead of the 2019 season in order to build arm muscle... he believes it led to increased velocity and arm strength...now living across the state, he maintains the program himself with his own garage wall he built to use for weighted ball drills.
- ◆ His family was unusual in being University of Washington fans living on the eastern side of the state—typically Washington State territory...he had offers from Gonzaga and Washington State but wanted to wait for Washington...a summer ball coach convinced former Washington coach



Ken Knutson to fly out and watch him pitch, which resulted in receiving an offer.

- Andrew is the youngest of seven children...he has five sisters and one brother.
- While playing in the Australian Baseball League during the 2012-13 offseason, Andrew and a few teammates were leaving the stadium at night and discovered a huntsman spider on the trunk of his car...the species possesses an average leg span of five inches.

## CAREER HIGHS

<b>LONGEST OUTING</b>	<b>RUNS ALLOWED</b>
3.1, 3/31/18 vs. BOS	6, 5/13/18 at BAL
<b>LONGEST RELIEF OUTING</b>	<b>HITS ALLOWED</b>
3.0, 8/18/19 vs. DET	6, 5/13/18 at BAL
<b>STRIKEOUTS</b>	<b>WIN STREAK</b>
5, 8/10/21 at BOS	9G, 4/25/18 - 5/22/21
<b>WALKS</b>	<b>LOSS STREAK</b>
2, 8x-last 7/31/21 vs. BOS	3G, 7/27/17 - 4/5/18
<b>HR ALLOWED</b>	
2, 9/27/18 vs. NYY	

## CAREER PITCHING

YEAR	CLUB	W	L	ERA	G	GS	CG	SHO	SV	IP	H	R	ER	HR	HB	BB-I	SO	WP	BK
2011	Everett	0	0	4.50	1	0	0	0	0	2.0	3	1	1	0	0	1-0	2	0	0
2012	Clinton	1	0	0.84	5	0	0	0	1	10.2	8	1	1	1	0	1-0	16	1	1
	Jackson	0	0	1.80	4	0	0	0	0	5.0	5	3	1	1	0	4-0	2	0	0
	High Desert	2	1	5.81	16	0	0	0	0	26.1	32	17	17	4	1	9-0	25	2	0
2013	Jackson	1	3	6.23	17	0	0	0	0	21.2	39	16	15	0	1	12-2	27	0	0
	Tacoma	0	0	7.27	10	1	0	0	0	17.1	24	14	14	3	0	9-0	8	2	0
	High Desert	0	2	5.87	14	0	0	0	1	23.0	28	17	15	6	2	3-0	23	1	0
2014	High Desert	6	1	4.35	42	0	0	0	8	82.2	91	47	40	11	2	25-1	112	7	0
	Jackson	0	0	6.75	3	0	0	0	0	4.0	6	4	3	0	0	6-0	3	1	0
	Everett	1	0	0.00	1	0	0	0	0	3.0	1	0	0	0	0	0-0	2	1	0
2015	Tacoma	0	1	5.31	21	2	0	0	0	42.1	46	25	25	5	1	18-0	29	3	0
	Jackson	2	1	3.03	15	1	0	0	0	32.2	29	12	11	1	0	11-0	31	0	0
2016	Jackson	1	1	3.44	14	4	0	0	0	34.0	37	17	13	0	1	10-0	37	2	3
	Tacoma	2	2	3.55	23	1	0	0	7	38.0	39	18	15	5	0	9-0	47	0	0
2017	Durham	6	1	1.45	41	2	0	0	2	68.1	49	14	11	2	0	16-1	78	4	0
	<b>Tampa Bay</b>	<b>0</b>	<b>1</b>	<b>1.76</b>	<b>15</b>	<b>0</b>	<b>0</b>	<b>0</b>	<b>0</b>	<b>15.1</b>	<b>13</b>	<b>4</b>	<b>3</b>	<b>2</b>	<b>0</b>	<b>6-1</b>	<b>14</b>	<b>1</b>	<b>0</b>
2018	<b>Tampa Bay</b>	<b>3</b>	<b>2</b>	<b>7.75</b>	<b>33</b>	<b>3</b>	<b>0</b>	<b>0</b>	<b>0</b>	<b>38.1</b>	<b>54</b>	<b>34</b>	<b>33</b>	<b>7</b>	<b>1</b>	<b>17-5</b>	<b>30</b>	<b>1</b>	<b>0</b>
	Durham	6	0	2.74	21	1	0	0	2	46.0	41	17	14	3	1	12-0	58	3	0
2019	Durham	2	1	1.93	27	1	0	0	6	37.1	24	9	8	3	2	6-1	55	1	0
	<b>Tampa Bay</b>	<b>1</b>	<b>0</b>	<b>4.17</b>	<b>37</b>	<b>7</b>	<b>0</b>	<b>0</b>	<b>0</b>	<b>49.2</b>	<b>51</b>	<b>25</b>	<b>23</b>	<b>7</b>	<b>2</b>	<b>12-0</b>	<b>58</b>	<b>2</b>	<b>0</b>
2020	<b>Tampa Bay</b>	<b>0</b>	<b>0</b>	<b>2.25</b>	<b>8</b>	<b>1</b>	<b>0</b>	<b>0</b>	<b>1</b>	<b>8.0</b>	<b>8</b>	<b>2</b>	<b>2</b>	<b>0</b>	<b>0</b>	<b>2-0</b>	<b>3</b>	<b>0</b>	<b>0</b>
	<b>Tampa Bay</b>	<b>9</b>	<b>3</b>	<b>1.88</b>	<b>57</b>	<b>4</b>	<b>0</b>	<b>0</b>	<b>8</b>	<b>71.2</b>	<b>55</b>	<b>21</b>	<b>15</b>	<b>7</b>	<b>3</b>	<b>15-5</b>	<b>77</b>	<b>5</b>	<b>0</b>
<b>Minor League Totals</b>		<b>30</b>	<b>14</b>	<b>3.71</b>	<b>275</b>	<b>13</b>	<b>0</b>	<b>0</b>	<b>27</b>	<b>494.1</b>	<b>502</b>	<b>232</b>	<b>204</b>	<b>45</b>	<b>11</b>	<b>152-5</b>	<b>555</b>	<b>28</b>	<b>4</b>
<b>Major League Totals</b>		<b>13</b>	<b>6</b>	<b>3.74</b>	<b>150</b>	<b>15</b>	<b>0</b>	<b>0</b>	<b>9</b>	<b>183.0</b>	<b>181</b>	<b>86</b>	<b>76</b>	<b>23</b>	<b>6</b>	<b>52-11</b>	<b>182</b>	<b>9</b>	<b>0</b>

1: Signed by the Seattle Mariners as a non-drafted free agent, August 21, 2011...signed by Joe Ross. 2: Acquired by the Tampa Bay Rays along with 1B Dalton Kelly and RH Dylan Thompson from Seattle in exchange for INF/OF Richie Shaffer and INF/OF Taylor Motter, November 18, 2016.



## CAREER FIELDING

YEAR	POSITION	PCT	G	PO	A	E	TC	DP
2017	Pitcher	1.000	15	1	1	0	2	0
2018	Pitcher	1.000	33	0	2	0	2	0
2019	Pitcher	1.000	37	4	4	0	8	0
2020	Pitcher	1.000	8	0	2	0	2	0
2021	Pitcher	.833	57	3	2	1	6	0
<b>Totals</b>		<b>.950</b>	<b>150</b>	<b>8</b>	<b>11</b>	<b>1</b>	<b>20</b>	<b>0</b>

## CAREER BATTING

YEAR	CLUB	AVG	AB	R	H	2B	3B	HR	RBI	SH	SF	HB	BB-I	SO	SB	CS	GDP	OBP	SLG
2018	Tampa Bay	.000	1	0	0	0	0	0	0	0	0	0	0-0	1	0	0	0	.000	.000

## ALL-STAR GAME PITCHING

YEAR	CLUB	W	L	ERA	G	GS	CG	SHO	SV	IP	H	R	ER	HR	HB	BB-I	SO	WP	BK
2021	AL, Colorado	0	0	0.00	1	0	0	0	0	1.0	0	0	0	0	0	0-0	0	0	0

## POSTSEASON PITCHING

YEAR	SERIES	CLUB	W	L	ERA	G	GS	CG	SHO	SV	IP	H	R	ER	HR	HB	BB-I	SO	WP	BK
2021	ALDS	TB vs. BOS	0	0	0.00	2	0	0	0	0	3.1	2	0	0	0	0	0-0	2	0	0

## LEFT-RIGHT BREAKDOWN

	2021				CAREER			
	AVG	AB	H	HR	AVG	AB	H	HR
vs. Left	.200	75	15	2	.243	222	54	7
vs. Right	.214	187	40	5	.264	482	127	16



WILL VRAGOVIC / TAMPA BAY RAYS





28

RIGHT-HANDED PITCHER

## COREY KLUBER

Corey Scott Kluber (CLUE-burr)



BATS RIGHT

THROWS RIGHT

HEIGHT 6'4"

WEIGHT 215

OPENING DAY AGE 35

MAJOR LEAGUE SERVICE 9 years, 74 days

BORN 4/10/86 in Birmingham, AL

RESIDES Tampa, FL

CONTRACT STATUS First year of a one-year contract through 2022

SIGNING SCOUT Joe Bochy (Padres)

ACQUIRED Signed as a free agent, 12/1/21

## 2021 SEASON

- ◆ Signed with the Yankees in January and made 16 starts but was on the injured list from May 26–Aug 29 with a right shoulder strain.
- ◆ Allowed 3 ER (or fewer) in 13 of 16 starts and 2 ER (or fewer) 10 times.
- ◆ Made his eighth Opening Day roster, all consecutively since 2014.
- ◆ Earned AL Player of the Week honors for April 26–May 2 and May 17–23...became the first Yankees pitcher to win the award twice in the same season since Mike Mussina in 2001.
- ◆ On May 2 vs. DET, pitched eight scoreless innings and recorded his 100th career win.
- ◆ On May 14 at BAL, struck out Cedric Mullins in the 3rd inning for the 1,500th strikeout of his career...reached the milestone in his 217th game and was the 5th-fastest in major league history to do so at the time behind Randy Johnson, Gerrit Cole, Stephen Strasburg and Roger Clemens.
- ◆ On May 19 at TEX, pitched the first no-hitter of his career and the first no-hitter by a Yankees pitcher since David Cone's perfect game in 1999...his only baserunner allowed was a 4-pitch walk to Charlie Culberson with 1 out in the 3rd inning...became the fourth Yankee to pitch a no-hitter on the road and first since Allie Reynolds on July 12, 1951 at CLE.
- ◆ According to MLB, became the third pitcher in major league history to deliver a no-hitter against a team he had pitched for in the same or previous season, joining Terry Mulholland vs. SF in 1990 and Ray Caldwell at NYY in 1919.
- ◆ At 35 years, 39 days, became the 13th pitcher (17th time) to throw a no-hitter at age-35 or older and first since HOU Justin Verlander (36.193) on

Sep 1, 2019 at TOR...according to Stats LLC, was the first pitcher to throw his first career no-hitter at age-35 or older since Cone (36.197) in 1999.

- ◆ **POSTSEASON:** Was not included on the roster for the AL Wild Card Game at BOS.

## CAREER HIGHLIGHTS

- ◆ Among active pitchers with 1,000 IP, ranks 5th in ERA behind Clayton Kershaw (2.49), Jacob deGrom (2.50), Chris Sale (3.03) and Max Scherzer (3.16)...his 1.10 WHIP ranks 6th and his .628 winning pct. ranks 9th (min. 100 decisions).
- ◆ Won the AL Cy Young Award in 2014 and 2017 and remains one of 21 pitchers since the Cy Young Award was introduced in 1956 to win multiple times and is the only Cleveland pitcher to do so...finished in 9th place in 2015 and in 3rd place in 2016 and 2018.
- ◆ Has combined for 24 starts and 116.2 IP over the last three seasons due to injuries...missed three months in 2021 with a right shoulder strain and was removed from his only start of the 2020 season after the 1st inning with tightness behind his right shoulder...in 2019, sustained a right ulna fracture on a line drive during his May 1 start at Miami and suffered a season-ending left oblique strain in an August rehab start.
- ◆ In 2020, left his only start with the Rangers after the 1st inning with tightness behind his right shoulder...further testing revealed a Grade 2 tear of the teres major muscle in his right shoulder, forcing him to miss the remainder of the season.
- ◆ In 2019, left his start on May 1 at MIA in the 5th inning after sustaining a right ulna fracture on a line drive off the bat of Brian Anderson...placed on the injured list the next day and transferred to the 60-day IL on June 17, ending his season.



- ◆ Made his fifth Opening Day start, all consecutive...became the second pitcher in franchise history to make five straight Opening Day starts, joining Stan Coveleski from 1917-21.
- ◆ In 2018, made the AL All-Star Team for a third consecutive season and finished 3rd in AL Cy Young Award voting behind TB Blake Snell and HOU Justin Verlander.
- ◆ Had a career-high 20 wins in 33 starts and became Cleveland's first 20-game winner since Cliff Lee (22) in 2008...joined TB Blake Snell (21) as the majors' only 20-game winners in 2018.
- ◆ Became the sixth pitcher (10th time) in club history to record at least 20 wins, 200 SO and 200 IP in a single season...joined Gaylord Perry (1972, 1974), Sam McDowell (1970), Luis Tiant (1968), Herb Score (1956) and Bob Feller (1939-41, 1946).
- ◆ Marked his third straight season with at least 18 wins, the first Cleveland pitcher to do so since Gaylord Perry from 1972-74.
- ◆ Reached 200 IP for a fifth consecutive season (2014-18), joining DET/WSH Max Scherzer as the only two pitchers in the majors to reach the plateau in each of those five seasons.
- ◆ Led the AL with a 1.42 BB/9 IP ratio and ranked 5th with a 2.89 ERA and 5th with 222 SO.
- ◆ On Opening Day at SEA, took the loss despite pitching an 8-inning complete game, the first complete game by a Cleveland pitcher on Opening Day since Jake Westbrook in 2005.
- ◆ Won the Lou Gehrig Memorial Award, which is presented annually to the player who exemplifies the giving character of the Hall of Famer.
- ◆ **ALL-STAR GAME:** Named to his third All-Star Game but did not pitch due to injury.
- ◆ **POSTSEASON:** Took the loss in Game 1 of the ALDS at HOU, yielding 4 runs in 4.2 IP...yielded 3 HR, a career high for the postseason...allowed solo homers to Alex Bregman, George Springer and Jose Altuve and a RBI single to Josh Reddick.
- ◆ In 2017, won the second Cy Young Award of his career (2014)...his 2.25 ERA led the majors over LAD Clayton Kershaw (2.31) and led the AL over BOS Chris Sale (2.90)...marked the lowest ERA by a Cleveland pitcher since Gaylord Perry (1.92) in 1972...was the first Cleveland pitcher to lead the majors in ERA since Mike Garcia (2.36) in 1949.
- ◆ Appeared on 23 of 30 ballots to finish 7th in the BBWAA AL Most Valuable Player voting.
- ◆ Led the majors with a 0.87 WHIP and and 7.36 SO/BB ratio...tied three others for the major league lead with 18 wins...his 265 SO ranked 2nd in the AL behind BOS Chris Sale (308).
- ◆ Won AL Pitcher of the Month in June, August and September, the first to win it three times in a season since HOU Dallas Keuchel in 2015.
- ◆ Was on the 10-day IL from May 3-31 with a lower back strain.
- ◆ Won the Cleveland BBWAA Bob Feller Man of the Year Award for the second time (2014)...the award goes to the player deemed to be the team's Most Valuable Player during the season.
- ◆ On June 14 vs. LAD, got Yasiel Puig swinging in the 5th inning for his 1,000th career strikeout.
- ◆ **ALL-STAR GAME:** Named to the AL All-Star Team for a second consecutive season but was replaced on the roster due to his regular season start on the last day before the All-Star break.
- ◆ **POSTSEASON:** Went 0-1 with a 12.79 ERA (6.1-IP, 9-ER) in 2 starts and was the losing pitcher in the decisive Game 5 of the ALDS vs. NYY.
- ◆ In 2016, finished 3rd in AL Cy Young Award voting behind BOS Rick Porcello and DET Justin Verlander...named to the AL All-Star Team for the first time in his career.
- ◆ Ranked 3rd in the AL with 18 wins, 4th with a 3.14 and 5th with 215 IP and 227 SO.
- ◆ Named AL Pitcher of the Month for August, going 5-0 with a 2.43 ERA (40.2-IP, 11-ER).
- ◆ **ALL-STAR GAME:** Named to his first All-Star Team by Royals Manager Ned Yost...pitched a perfect 2nd inning and recorded the win in the AL's 4-2 victory at Petco Park...became the fourth pitcher in club history to record the win in the All-Star game, joining Bartolo Colon in 1998, Bob Feller in 1946 and Mel Harder in 1934.
- ◆ **POSTSEASON:** Pitched in the postseason for the first time and went 4-1 with a 1.83 ERA (34.1-IP, 7-ER) in 6 starts as Cleveland advanced to the World Series...pitched on 3 days' rest in 3 starts, including Game 7 of the World Series vs. CHC.
- ◆ In Game 2 of the ALDS vs. BOS, yielded 3 hits in seven scoreless innings to win his postseason debut...became the second pitcher in Cleveland history with a scoreless start of 7 IP (or more) in his postseason debut, following Gene Bearden in Game 3 of the 1948 World Series vs. BOS-NL.
- ◆ Opened the postseason on a scoreless streak of 15.1 IP before allowing a 3rd-inning solo homer to Josh Donaldson in Game 4 of the ALCS at TOR.
- ◆ In Game 1 of the World Series vs. CHC, pitched six scoreless innings and became the first player in major league history with 8 SO (or more) through the 3rd inning of a postseason game.
- ◆ In 2015, finished 9th in AL Cy Young Award voting despite leading the AL with 16 losses.



- Received 2 runs (or fewer) of run support in 21 of his 32 starts and his 3.32 R/9 IP of run support was the lowest in the AL.
- His 4 CG tied five others for the major league lead and his 245 SO ranked 3rd in the AL... ranked 2nd in the AL with 222 IP behind HOU Dallas Keuchel (232).
- On April 6 at HOU, took the loss in his first career Opening Day start (7.1-IP, 2-ER).
- On May 13 vs. STL, recorded a career-high 18 SO and pitched eight scoreless innings for his first win of the season...the 18 SO tied Bob Feller on Oct 2, 1938 vs. DET (G1) for 2nd in franchise history behind Luis Tiant (19) on July 3, 1968 vs. MIN...were the most strikeouts for an AL pitcher since TOR Roger Clemens (18) on Aug 25, 1998 vs. KC...became the fifth pitcher (8th time) in major league history with 18 SO (or more) without allowing a walk, joining Clemens (3), Randy Johnson (2), Kerry Wood and Tiant.
- Pitched back-to-back complete games on Aug 9 vs. MIN and Aug 14 at MIN, the first Cleveland pitcher to do so since Roberto Hernández in 2010 and first while allowing 3 hits (or fewer) in each game since Gaylord Perry in 1974.
- In **2014**, named the AL Cy Young Award winner by the BBWAA...became the fourth Cy Young Award winner in Cleveland history, joining Cliff Lee in 2008, CC Sabathia in 2007 and Gaylord Perry in 1972.
- His career-high 269 SO ranked 2nd in the majors behind TB/DET David Price (271) and ranked 6th for a single season in Cleveland history...tied for the major league lead with 34 starts, tied for 1st in the AL with 18 wins and ranked 3rd in the AL with a 2.44 ERA, 235.2 IP and 10.27 SO/9 IP ratio.
- Became the third Cleveland pitcher with 18 wins, a sub-2.50 ERA and 260 SO in a season, joining Luis Tiant in 1968 and Bob Feller in 1946.
- His 18 wins were the most by a Cleveland pitcher since Cliff Lee (22) in 2008.
- Named AL Pitcher of the Month for September, going 5-1 with a 2.09 ERA (43-IP, 10-ER) and 56 SO...marked his first career monthly honor.
- Went 5-0 with a 1.12 ERA (40.1-IP, 5-ER) and 54 SO in his final 5 starts of the season...according to the Elias Sports Bureau, became the fourth pitcher in the modern era (since 1900) to win each of his final 5 starts of a season while recording at least 50 SO over that stretch, joining HOU Randy Johnson in 1998, CAL Nolan Ryan in 1973 and CLE Herb Score in 1956.
- On July 24 at KC, took a perfect game into the 7th inning before yielding a 1-out single.
- In **2013**, made 26 apps (24 starts) over two stints with Cleveland: April 10-11 and April 17 through season's end...was used exclusively from the starting rotation beginning April 28.
- Min. 125 IP, ranked 6th in the AL with a 4.12 SO/BB ratio and 9th with a 2.02 BB/9 IP ratio.
- Named AL Player of the Week for June 10-16.
- Went unbeaten in his first 12 starts of the season, going 5-0 with a 3.52 ERA (71.2-IP, 28-ER).
- Placed on the 15-day IL (right long finger sprain) on Aug 6 and reinstated on Sep 7.
- Was on the Cleveland roster for the AL Wild Card Game vs. TB but did not pitch.
- Began the **2012** season with Triple-A Columbus but ended it in the Cleveland rotation after an Aug 2 recall...all 12 apps came as a starter.
- On Aug 2 at KC, made his first career start and received no decision (4.1-IP, 6-ER).
- On Sep 3 at DET, recorded his first career win... went 6 IP and allowed RBI singles to Delmon Young and Jhonny Peralta but Cleveland scored the go-ahead run in the top of the 7th.
- Led Cleveland farmhands with 128 SO...tied for 2nd with 11 wins and was 9th with 125.1 IP...the 128 SO tied for 6th in the International League.
- Underwent a right knee meniscectomy on Nov 30 at the Cleveland Clinic.
- Ranked by *Baseball America* as the No. 12 prospect in the International League following the season...the publication also tabbed him as having the Best Breaking Pitch in the IL in its Best Tools survey.
- In **2011**, made 3 apps over two stints with Cleveland, his first major league action...was on the active roster from Sep 1-2 and Sep 20-28.
- Recalled from Columbus on Sep 1 and made his major league debut that day vs. OAK...pitched 1.1 scoreless innings of relief in a 7-0 loss.
- Tied for 2nd in the IL with 27 starts and tied for 3rd with 143 SO, which led Cleveland farmhands.
- In **2010**, tied for 8th among minor league pitchers with 165 SO...went from the Padres to Cleveland in a three-team trade at the deadline and joined Double-A Akron after the trade.
- Went 9-9 with a 3.49 ERA (160-IP, 62-ER) between three teams and two organizations.
- Led the Texas League with 136 SO despite leaving the circuit after the trade.
- Ranked by *Baseball America* as the No. 26 prospect in the Cleveland system following the season.



- ◆ Split the **2009** season between Class-A Lake Elsinore and Double-A San Antonio, going 9-13 with a 4.56 ERA (154-IP, 78-ER) in 28 starts.
- ◆ Led Padres minor leaguers and tied for 7th in the minors with 159 SO...tied for 8th with 124 SO in the California League.
- ◆ In **2008**, ranked 3rd among Padres minor leaguers with 147 SO...went 6-8 with a 4.90 ERA (141.1-IP, 77-ER) in 29 apps (26 starts) between Lake Elsinore and Class-A Fort Wayne.

## AMATEUR CAREER

- ◆ Selected by the Padres in the fourth round of the 2007 Amateur Draft out of Stetson University.
- ◆ Inducted to the Stetson Athletics Hall of Fame in 2014...pitched three seasons there and led Stetson to the NCAA Tallahassee Regional as a junior in 2007, when he went 12-2 with a 2.05 ERA (114-IP, 26-ER) in 17 starts and was named the Atlantic Sun Pitcher of the Year.
- ◆ Graduated from Coppell (Texas) High School in 2004...suffered a stress fracture in his throwing arm in high school that required surgery and the insertion of a screw that remains in his arm.

## PERSONAL & MISC.

- ◆ In 2018, Corey and his wife, Amanda, founded the Kluber Family Foundation...its mission is to impact the lives of families who have seriously or chronically ill children by providing them with daily support through life-improving resources and life-changing experiences...hosted youngsters from Cleveland Clinic Children's Hospital at Cleveland home games through Kluber's Kids program...have also provided admitted patients and their families with access to electronics for entertainment and communication with the Kluber's Korner program... in September 2018, the Foundation hosted its inaugural event, Curveball for a Cause, to raise money to support children battling cancer.
- ◆ Corey and his wife have three children: Kendall, Kennedy and Camden.

## CAREER HIGHS

<b>LONGEST OUTING</b>	<b>RUNS ALLOWED</b>
9.0, 18x-last 5/19/21 at TEX	8, 2x-last 6/15/16 at KC
<b>LONGEST RELIEF OUTING</b>	<b>HITS ALLOWED</b>
4.0, 4/20/13 at HOU	13, 4/22/15 at CHW
<b>STRIKEOUTS</b>	<b>WIN STREAK</b>
18, 5/13/15 vs. STL	7G, 7/8/16 - 8/31/16
<b>WALKS</b>	<b>LOSS STREAK</b>
5, 4/14/19 at KC	5G, 4/6/15 - 5/7/15
<b>HR ALLOWED</b>	
4, 8/19/15 at BOS	



## CAREER PITCHING

YEAR	CLUB	W	L	ERA	G	GS	CG	SHO	SV	IP	H	R	ER	HR	HB	BB-I	SO	WP	BK
2007	Eugene	1	1	3.51	10	7	0	0	0	33.1	28	16	13	1	2	15-0	33	0	0
2008	Lake Elsinore	2	5	6.01	19	16	0	0	0	85.1	93	62	57	9	2	34-1	75	5	0
	Fort Wayne	4	3	3.21	10	10	0	0	0	56.0	49	25	20	8	6	13-0	72	4	0
2009	Lake Elsinore	7	9	4.54	19	19	0	0	0	109.0	110	65	55	9	6	36-0	124	8	0
	San Antonio	2	4	4.60	9	9	0	0	0	45.0	45	25	23	5	2	34-0	35	1	1
2010	San Antonio	6	6	3.45	22	21	0	0	0	122.2	121	59	47	7	9	40-0	136	5	0
	Akron	2	2	3.76	5	5	0	0	0	26.1	38	12	11	0	2	10-0	21	1	0
	Columbus	1	1	3.27	2	2	0	0	0	11.0	10	4	4	1	2	6-0	8	0	0
2011	Columbus	7	11	5.56	27	27	0	0	0	150.2	153	101	93	19	8	70-0	143	12	0
	Cleveland	<b>0</b>	<b>0</b>	<b>8.31</b>	<b>3</b>	<b>0</b>	<b>0</b>	<b>0</b>	<b>0</b>	<b>4.1</b>	<b>6</b>	<b>4</b>	<b>4</b>	<b>0</b>	<b>2</b>	<b>3-0</b>	<b>5</b>	<b>1</b>	<b>0</b>
2012	Columbus	11	7	3.59	21	21	1	0	0	125.1	121	62	50	9	5	49-3	128	6	0
	Cleveland	<b>2</b>	<b>5</b>	<b>5.14</b>	<b>12</b>	<b>12</b>	<b>0</b>	<b>0</b>	<b>0</b>	<b>63.0</b>	<b>76</b>	<b>44</b>	<b>36</b>	<b>9</b>	<b>4</b>	<b>18-0</b>	<b>54</b>	<b>2</b>	<b>0</b>
2013	Columbus	1	1	6.57	2	2	0	0	0	12.1	14	9	9	2	0	3-0	12	0	0
	Cleveland	<b>11</b>	<b>5</b>	<b>3.85</b>	<b>26</b>	<b>24</b>	<b>0</b>	<b>0</b>	<b>0</b>	<b>147.1</b>	<b>153</b>	<b>67</b>	<b>63</b>	<b>15</b>	<b>5</b>	<b>33-0</b>	<b>136</b>	<b>1</b>	<b>0</b>
2014	Cleveland	<b>18</b>	<b>9</b>	<b>2.44</b>	<b>34</b>	<b>34</b>	<b>3</b>	<b>1</b>	<b>0</b>	<b>235.2</b>	<b>207</b>	<b>72</b>	<b>64</b>	<b>14</b>	<b>6</b>	<b>51-3</b>	<b>269</b>	<b>3</b>	<b>0</b>
2015	Cleveland	<b>9</b>	<b>16</b>	<b>3.49</b>	<b>32</b>	<b>32</b>	<b>4</b>	<b>0</b>	<b>0</b>	<b>222.0</b>	<b>189</b>	<b>92</b>	<b>86</b>	<b>22</b>	<b>11</b>	<b>45-3</b>	<b>245</b>	<b>6</b>	<b>1</b>
2016	Cleveland	<b>18</b>	<b>9</b>	<b>3.14</b>	<b>32</b>	<b>32</b>	<b>3</b>	<b>2</b>	<b>0</b>	<b>215.0</b>	<b>170</b>	<b>82</b>	<b>75</b>	<b>22</b>	<b>7</b>	<b>57-1</b>	<b>227</b>	<b>5</b>	<b>1</b>
2017	Cleveland	<b>18</b>	<b>4</b>	<b>2.25</b>	<b>29</b>	<b>29</b>	<b>5</b>	<b>3</b>	<b>0</b>	<b>203.2</b>	<b>141</b>	<b>56</b>	<b>51</b>	<b>21</b>	<b>5</b>	<b>36-2</b>	<b>265</b>	<b>4</b>	<b>0</b>
	Akron	1	0	0.00	1	1	0	0	0	5.0	1	0	0	0	0	0-0	1	0	0
2018	Cleveland	<b>20</b>	<b>7</b>	<b>2.89</b>	<b>33</b>	<b>33</b>	<b>2</b>	<b>1</b>	<b>0</b>	<b>215.0</b>	<b>179</b>	<b>75</b>	<b>69</b>	<b>25</b>	<b>3</b>	<b>34-0</b>	<b>222</b>	<b>2</b>	<b>0</b>
2019	Cleveland	<b>2</b>	<b>3</b>	<b>5.80</b>	<b>7</b>	<b>7</b>	<b>0</b>	<b>0</b>	<b>0</b>	<b>35.2</b>	<b>44</b>	<b>26</b>	<b>23</b>	<b>4</b>	<b>3</b>	<b>15-0</b>	<b>38</b>	<b>1</b>	<b>0</b>
	Columbus	0	0	4.50	2	2	0	0	0	4.0	2	2	2	2	0	3-0	2	0	0
	Akron	0	0	2.25	1	1	0	0	0	4.0	2	1	1	1	0	1-0	6	0	0
2020	Texas	<b>0</b>	<b>0</b>	<b>0.00</b>	<b>1</b>	<b>1</b>	<b>0</b>	<b>0</b>	<b>0</b>	<b>1.0</b>	<b>0</b>	<b>0</b>	<b>0</b>	<b>0</b>	<b>0</b>	<b>1-0</b>	<b>1</b>	<b>0</b>	<b>0</b>
2021	New York-AL	<b>5</b>	<b>3</b>	<b>3.83</b>	<b>16</b>	<b>16</b>	<b>1</b>	<b>1</b>	<b>0</b>	<b>80.0</b>	<b>74</b>	<b>37</b>	<b>34</b>	<b>8</b>	<b>5</b>	<b>33-0</b>	<b>82</b>	<b>3</b>	<b>0</b>
	Scranton/W-B	1	0	9.00	1	0	0	0	0	3.0	2	3	3	1	0	2-0	4	0	0
	Somerset	0	0	12.60	2	2	0	0	0	5.0	7	7	7	0	3	5-0	5	1	0
<b>Minor League Totals</b>		<b>46</b>	<b>50</b>	<b>4.45</b>	<b>153</b>	<b>145</b>	<b>1</b>	<b>0</b>	<b>0</b>	<b>798.0</b>	<b>796</b>	<b>453</b>	<b>395</b>	<b>74</b>	<b>47</b>	<b>321-4</b>	<b>805</b>	<b>43</b>	<b>1</b>
<b>Major League Totals</b>		<b>103</b>	<b>61</b>	<b>3.19</b>	<b>225</b>	<b>220</b>	<b>18</b>	<b>8</b>	<b>0</b>	<b>1422.2</b>	<b>1239</b>	<b>555</b>	<b>505</b>	<b>140</b>	<b>51</b>	<b>326-9</b>	<b>1544</b>	<b>28</b>	<b>2</b>

**1:** Selected by the San Diego Padres in the fourth round of the 2007 Amateur Draft...signed by Joe Bochy. **2:** Acquired by Cleveland from San Diego as part of a three-team trade, July 31, 2010. Cleveland sent RH Jake Westbrook to St. Louis. **3:** Acquired by the Texas Rangers along with cash considerations from Cleveland in exchange for RH Emmanuel Clase and OF Delino DeShields, December 15, 2019. **4:** Signed by the New York Yankees as a free agent, January 27, 2021. **5:** Signed by the Tampa Bay Rays as a free agent, December 1, 2021.

## CAREER FIELDING

YEAR	POSITION	PCT	G	PO	A	E	TC	DP
2011	Pitcher	-	3	0	0	0	0	0
2012	Pitcher	1.000	12	9	5	0	14	1
2013	Pitcher	.968	26	12	18	1	31	1
2014	Pitcher	1.000	34	14	17	0	31	1
2015	Pitcher	1.000	32	16	25	0	41	2
2016	Pitcher	.973	32	19	17	1	37	1
2017	Pitcher	.969	29	15	16	1	32	1
2018	Pitcher	1.000	33	19	13	0	32	0
2019	Pitcher	1.000	7	0	3	0	3	0
2020	Pitcher	-	1	0	0	0	0	0
2021	Pitcher	.900	16	4	5	1	10	0
<b>Totals</b>		<b>.983</b>	<b>225</b>	<b>108</b>	<b>119</b>	<b>4</b>	<b>231</b>	<b>7</b>



## ALL-STAR GAME PITCHING

YEAR	CLUB	W	L	ERA	G	GS	CG	SHO	SV	IP	H	R	ER	HR	HB	BB-I	SO	WP	BK
2016	AL, San Diego	1	0	0.00	1	0	0	0	0	1.0	0	0	0	0	0	0-0	1	0	0
2017	AL, Miami	Selected-Did Not Pitch																	
2018	AL, Washington DC	Selected-Did Not Pitch (Injured)																	

## POSTSEASON PITCHING

YEAR	SERIES	CLUB	W	L	ERA	G	GS	CG	SHO	SV	IP	H	R	ER	HR	HB	BB-I	SO	WP	BK
2016	ALDS	CLE vs. BOS	1	0	0.00	1	1	0	0	0	7.0	3	0	0	0	1	3-0	7	0	0
	ALCS	CLE vs. TOR	1	1	1.59	2	2	0	0	0	11.1	10	2	2	1	0	4-0	13	0	0
	WS	CLE vs. CHC	2	0	2.81	3	3	0	0	0	16.0	15	5	5	2	2	1-0	15	0	0
2017	ALDS	CLE vs. NYY	0	1	12.79	2	2	0	0	0	6.1	10	9	9	4	0	3-0	10	0	0
2018	ALDS	CLE vs. HOU	0	1	7.71	1	1	0	0	0	4.2	6	4	4	3	2	2-0	2	0	0
<b>Postseason Totals</b>			<b>4</b>	<b>3</b>	<b>3.97</b>	<b>9</b>	<b>9</b>	<b>0</b>	<b>0</b>	<b>0</b>	<b>45.1</b>	<b>44</b>	<b>20</b>	<b>20</b>	<b>10</b>	<b>5</b>	<b>13-0</b>	<b>47</b>	<b>0</b>	<b>0</b>

## CAREER BATTING

YEAR	CLUB	AVG	AB	R	H	2B	3B	HR	RBI	SH	SF	HB	BB-I	SO	SB	CS	GDP	OBP	SLG
2013	Cleveland	.000	2	1	0	0	0	0	0	0	0	0	1-0	1	0	0	0	.333	.000
2014	Cleveland	.200	5	0	1	0	0	0	0	1	0	0	0-0	2	0	0	0	.200	.200
2015	Cleveland	.000	6	0	0	0	0	0	0	0	0	0	0-0	3	0	0	1	.000	.000
2016	Cleveland	.250	4	1	1	1	0	0	0	2	0	0	0-0	3	0	0	0	.250	.500
2017	Cleveland	.500	2	0	1	0	0	0	0	0	0	0	0-0	0	0	0	0	.500	.500
2018	Cleveland	.000	6	0	0	0	0	0	0	0	0	0	0-0	4	0	0	0	.000	.000
2019	Cleveland	.000	1	0	0	0	0	0	0	0	0	0	0-0	1	0	0	0	.000	.000
2021	New York:AL	.000	2	0	0	0	0	0	0	0	0	0	0-0	1	0	0	0	.000	.000
<b>Major League Totals</b>		<b>.107</b>	<b>28</b>	<b>2</b>	<b>3</b>	<b>1</b>	<b>0</b>	<b>0</b>	<b>0</b>	<b>3</b>	<b>0</b>	<b>0</b>	<b>1-0</b>	<b>15</b>	<b>0</b>	<b>0</b>	<b>1</b>	<b>.138</b>	<b>.143</b>

## LEFT-RIGHT BREAKDOWN

	2021				CAREER			
	AVG	AB	H	HR	AVG	AB	H	HR
vs. Left	.219	119	26	0	.243	2646	644	72
vs. Right	.267	180	48	8	.223	2672	595	68



WILL VRAGOVIC / TAMPA BAY RAYS



8

INFIELDER / OUTFIELDER

# BRANDON LOWE

**Brandon Norman Lowe** (rhymes with "now")



BATS **LEFT**

THROWS **RIGHT**

HEIGHT **5'10"**

WEIGHT **185**

OPENING DAY AGE **27**

MAJOR LEAGUE SERVICE **3 years, 58 days**

BORN **7/6/94** in **Suffolk, VA**

RESIDES **College Grove, TN**

CONTRACT STATUS **Fourth year of a six-year contract plus two club options for 2025 and 2026**

SIGNING SCOUT **Lou Wieben (Rays)**

ACQUIRED **Selected in the third round of the 2015 Amateur Draft**

## 2021 SEASON

- Finished 10th in the AL Most Valuable Player balloting, including two sixth-place votes... marked his second consecutive Top 10 finish after placing 8th in the shortened season.
- His 39 HR tied Carlos Peña in 2009 for 2nd in club history behind Peña (46) in 2007...tied for 6th in the majors behind TOR Vladimir Guerrero Jr. (48), KC Salvador Perez (48), LAA Shohei Ohtani (46), TOR Marcus Semien (45) and SD Fernando Tatis Jr. (42)...set a club record for a middle infielder, previously held by Brad Miller (30) in 2016...tied for 3rd in AL history among second basemen (min. 50 pct. of games there) and tied for 6th in major league history behind TOR Marcus Semien (45) in 2021, ATL Davey Johnson (43) in 1973, MIN Brian Dozier (42) in 2016, STL Rogers Hornsby (42) in 1922 and CHC Ryne Sandberg (40) in 1990.
- From June 11 through season's end, hit .284/.367/.627 (93-for-327) with 25 2B, 29 HR and 74 RBI in 91 games (82 starts)...his .994 OPS over that stretch ranked 1st in the AL.
- His 99 RBI ranked 2nd in club history for a middle infielder behind Jorge Cantú (117) in 2005.
- Had a .581 SLG vs. RHP, 4th in the AL, and ranked 4th with a .956 OPS vs. RHP...against lefties, hit .296 (24-for-81) after the All-Star break compared to .110 (10-for-91) before it.
- Joined Mike Zunino among Rays with at least 30 HR in 2021, the fifth time the Rays had a pair of players with 30 HR and first since Logan Morrison (38) and Steven Souza Jr. (30) in 2017... became the 11th player (16th time) in franchise history to hit at least 30 HR in a single season... became the smallest Rays player, by both height and weight, to deliver a 30-HR season.
- Made his third consecutive Opening Day roster and his second start (1-2B, 1-DH).
- On May 21 at TOR, recorded his first multi-HR game since Game 2 of the 2020 World Series and first in the regular season since June 9, 2019 at BOS...went 2-for-2 with 2 HR (off two different pitchers) vs. LHP after starting the season 2-for-45...it was the seventh time in club history a left-handed batter hit 2 HR vs. LHP, first since Kevin Kiermaier on Sep 8, 2016 at NYY (both off CC Sabathia)...was the second lefty in Rays history to hit 2 HR off two different southpaws, joining Carlos Peña on June 8, 2010 vs. TOR.
- On June 19 at SEA, hit a game-tying homer off Kendall Graveman in the 9th inning...it was the second time in franchise history the Rays got a game-tying, pinch-hit homer with 2 outs in the 9th, joining Dan Johnson on Sep 28, 2011 vs. NYY ("Game 162"), which ended with an Evan Longoria walk-off homer as the Rays clinched the AL Wild Card...it was the eighth game-tying homer with 2 outs in the 9th in club history and the second of Lowe's career.
- On June 25 vs. LAA, pinch-hit for Manuel Margot in the 7th inning and brought in the go-ahead run on a bases-loaded hit by pitch...it was the ninth time in club history a hit by pitch gave the Rays the lead, but the first time by a pinch-hitter and the third time in the 7th inning (or later)...he joined Rocco Baldelli on Aug 30, 2008 vs. BAL (7th inning) and John Flaherty on Aug 20, 1999 vs. KC (9th-inning walk-off).
- On July 5 vs. CLE, hit a 2nd-inning grand slam off Logan Allen, the first slam of his career... it was the 13th time in club history a lefty hit a grand slam off a left-handed pitcher but only the third time in the last nine seasons, following Austin Meadows on Aug 23, 2019 at BAL (Try



Blach) and Kevin Kiermaier on June 25, 2018 vs. WSH (Gio Gonzalez)...his grand slam was the fifth in club history by a second baseman and first since Ben Zobrist on June 3, 2009 vs. KC (Brian Bannister), going 4,414 days in between.

- Added a grand slam off the left field foul pole on Aug 7 at BAL, giving him two in 26 games.
- On Aug 30 vs. BOS, hit a homer off Nick Pivetta on the first pitch of the game, his third career leadoff homer and second of the season.
- On Oct 2 at NYY, hit 3-run homers in the 1st and 3rd innings and a solo homer in the 7th, tying a single-game club record with 3 HR (6th time, last Travis d'Arnaud on July 15, 2019 at NYY)...his 7 RBI were the most by a Rays hitter since Ben Zobrist had a club-record 8 RBI on April 28, 2011 at MIN (G1)...became the first second baseman all-time with a 3-HR game against the Yankees...was the fifth player all-time with at least 3 HR and 7 RBI in a game against them, a list including KC Bo Jackson on July 17, 1990 and STL-AL Goose Goslin on June 23, 1932.
- **POSTSEASON:** Went 0-for-18 in the ALDS against the Red Sox, which extended his hitless streak in the Division Series to 39 AB.

## CAREER HIGHLIGHTS

- Over the last two seasons, ranks 3rd among AL position players with 7.6 fWAR behind CLE José Ramírez (9.8) and OAK/TOR Marcus Semien (7.8).
- Won the **2020** Don Zimmer Award, given to the club's Most Valuable Player...was the second player to win Outstanding Rookie one season and then win MVP the following season, joining Jorge Cantú in 2004-2005.
- Named second team All-MLB, with NYY DJ LeMahieu receiving first team honors...the teams were selected with voting split between fans and an MLB-appointed panel of experts, including media, former players and executives.
- Ranked among AL leaders in homers (14, tied for 7th), slugging pct. (.554, 9th) and OPS (.916, 8th)...led the team in those categories as well as runs (36), hits (52), RBI (37) and extra-base hits (25).
- Hit .317 (19-for-60) with 4 HR and 9 RBI in his last 18 games after ending an 0-for-22 slump.
- Appeared in 56 games and made 49 starts (35-2B, 7-RF, 4-LF, 3-DH).
- Led major league second basemen (min. 50 pct. of games there) with 14 HR, ahead of MIL Keston Hiura (13)...ranked 1st with 37 RBI and 25 XBH and 3rd with 36 runs and 25 BB.

- His 14 HR and 37 RBI resulted in a 162-game pace of 38 HR and 100 RBI...the only primary second basemen in major league history to reach those numbers are SEA Robinson Canó (39 HR, 103 RBI) in 2016, CHC Ryne Sandberg (40 HR, 100 RBI) in 1990 and STL/CHC Rogers Hornsby three times (1929, 1925, 1922).
- Hit the 30th homer of his career in his 146th game, the 3rd-fastest Ray to get there, according to Stats LLC, behind Evan Longoria (126th career game) and Jonny Gomes (133rd game)...recorded his 100th RBI in his 151st game, 2nd-fastest in club history behind Longoria (135th game).
- Became the first Rays player with 8 HR through 24 games since Carlos Peña (10) in 2009.
- Hit 6 HR vs. LHP, the most "left-on-left" homers in the majors...had six vs. lefties in 2018-19.
- On July 25 vs. TOR, hit a go-ahead, 2-run triple in the 8th inning...marked the first time the Rays hit a go-ahead triple that late in a game since Denard Span on Opening Day 2018 vs. BOS.
- On Aug 9 vs. NYY, his game-tying solo homer off James Paxton in the 7th inning was the second of back-to-back homers with Mike Brosseau.
- Named AL Player of the Week for Aug 10-16, his first career weekly honor...hit .448/.500/1.000 (13-for-29) with 4 2B, 4 HR and 10 RBI in 7 games.
- Homered in four straight games from Aug 12-15 at BOS/TOR...at the time, was the seventh player in club history to homer in four straight games, first since Evan Longoria (4) from June 2-5, 2016 at MIN...joined Fred McGriff in 1999 as the only Rays to do it with multiple hits in each game.
- On Sep 6 vs. MIA, recorded his first career walk-off RBI with a sacrifice fly off Brandon Kintzler in the 10th inning...was the fourth walk-off sacrifice fly in club history and first since Willy Aybar on June 27, 2009 vs. FLA.
- On Sep 16 vs. WSH, hit a game-tying homer off Daniel Hudson in the 9th inning...was the second Ray all-time to hit a game-tying homer with the team down to its final strike, joining Dan Johnson in "Game 162" on Sep 28, 2011 vs. NYY.
- **POSTSEASON:** Hit .118 (9-for-76) with 4 HR and 8 RBI in 20 games (19 starts)...all 4 HR came in his last 9 games, including three in the World Series.
- Went 0-for-18 in the ALDS against the Yankees, the most at-bats without a hit in a single postseason series since PIT Neil Walker (19) in the 2013 NLDS against the Cardinals.
- His 3 HR in the World Series tied SF Jeff Kent in 2002 and LAD Davey Lopes in 1978 for the 2nd-most as a second baseman (while playing





the position) in a single World Series behind PHI Chase Utley (5) in 2009.

- ◆ In Game 2 of the World Series at LAD, homered in the 1st and 5th innings for the seventh multi-HR game in Rays postseason history and first in the World Series...became the sixth second baseman (7th time) with a multi-HR game in the World Series, joining PHI Chase Utley (twice) in 2009, SF Jeff Kent in 2002, LAD Davey Lopes in 1978, LAD Charlie Neal in 1959 and NYY Tony Lazzeri in 1932.
- ◆ According to Stats LLC, became the second player in major league history with a multi-HR game in the World Series after entering the game with a sub-.200 avg. in that postseason (min. 30 PA)...the other: BAL Eddie Murray in the clinching win in 1983 at PHI.
- ◆ In Game 4 vs. LAD, hit a go-ahead, 3-run homer off Pedro Báez in the 6th inning.
- ◆ In **2019**, named to the AL All-Star Team...voted the club's Outstanding Rookie by the Tampa Bay Chapter of the BBWAA...his 17 HR ranked 3rd in club history for a rookie, behind Evan Longoria (27) in 2008 and Jonny Gomes (21) in 2005, despite 68 games on the injured list.
- ◆ Finished 3rd in the AL Rookie of the Year race behind unanimous winner HOU Yordan Álvarez and BAL John Means.
- ◆ Min. 300 PA, his .514 SLG was the 2nd-highest in AL history by a rookie middle infielder, behind BOS Nomar Garciaparra (.534) in 1997.
- ◆ Since 2005, only three other AL rookie middle infielders have matched his home run total: NYY Gleyber Torres (24) in 2018, HOU Carlos Correa (22) in 2015 and CHW Alexei Ramirez (21) in 2008.
- ◆ Fouled a ball off his right shin on July 2 vs. BAL, sustaining a right shin bone bruise, then was removed from his Aug 21 rehab game with Triple-A Durham with a left quadriceps strain, a separate and unrelated injury...reinstated from the 60-day IL on Sep 22, appearing in 6 games (5 starts) to end the season.
- ◆ At the time of his injury, led the Rays with 16 HR and 49 RBI and ranked 2nd among major league rookies in both categories...his 16 HR tied Evan Longoria in 2008 for the most by a Rays rookie before the All-Star break...was on pace to break the club rookie record for homers before his injury.
- ◆ In *Baseball America's* annual Best Tools survey of major league managers, coaches and executives, was ranked as the AL's 2nd-best Defensive Second Baseman behind NYY DJ LeMahieu.
- ◆ On March 20, signed a six-year contract through 2024, with club options for the 2025 and 2026

seasons...the deal will pay him at least \$24 million, and up to \$49 million if options are exercised and incentives are reached...it was the fourth time the Rays signed a player with less than a year of service time to a long-term extension, following Chris Archer (2014), Matt Moore (2011) and Evan Longoria (2008)...they were joined on this list by Wander Franco in 2021.

- ◆ Named AL Rookie of the Month for April, the first Ray to win it since Wil Myers in September 2013...the winners were based on stats covering both March and April...led AL rookies in March/April with a .289 avg., .350 OBP, .567 SLG, .917 OPS, 17 runs, 26 hits, 6 HR, 12 XBH and 17 RBI.
- ◆ Made his first Opening Day roster, starting at designated hitter and batting cleanup.
- ◆ On April 12 at TOR, hit a pair of 2-run homers for the first multi-HR game of his career...his first homer reached the 500 Level at Rogers Centre, becoming the smallest player, by both height and weight, ever to homer to the 500 Level.
- ◆ His 6 HR in April were a club rookie record, passing Steven Souza Jr. (4) in 2015.
- ◆ On May 2 at KC, hit a 2-run homer in the 9th inning off Willy Peralta to give the Rays a 3-1 lead...the homer came just minutes after he was named the AL Rookie of the Month for April.
- ◆ On May 8 vs. ARI, struck out five times in a 13-inning loss, the first 5-0 game in club history...from May 8-10 vs. ARI/NYY, struck out in eight straight plate appearances to tie Tomás Pérez from April 28-30, 2006 for the club record.
- ◆ Hit safely in 12 consecutive games from April 22-May 8, one shy of tying the longest hitting streak by a rookie in franchise history.
- ◆ Won the Al Lopez Award, presented to the club's most outstanding rookie in spring training...led the Grapefruit League with 8 2B, ranked 2nd with 17 RBI, tied for 2nd with 11 XBH, tied for 3rd with 20 hits and ranked 3rd with 37 total bases...hit .377/.411/.698 (20-for-53) in 18 games.
- ◆ **ALL-STAR GAME:** Added to the AL All-Star Team as an injury replacement for LAA Tommy La Stella, but did not play due to his own injury...despite his injury, went to Cleveland to enjoy the All-Star Game festivities and experience but endured an upsetting moment when veteran broadcaster Joe Buck mispronounced his name during pregame introductions.
- ◆ Became the fourth rookie in franchise history selected to the All-Star Team, joining Evan Longoria in 2008, Lance Carter in 2003 and Rolando Arrojo in 1998.



- ◆ **POSTSEASON:** Entered the AL Wild Card Game at OAK as a pinch-hitter in the 3rd inning and remained in the game at second base...started the first 4 games of the ALDS...in Game 1 at HOU, made a 5th-inning error leading to two unearned runs...in Game 3 vs. HOU, homered off Zack Greinke on the first pitch of the 4th inning.
- ◆ In **2018**, selected from Durham on Aug 4 and remained with the Rays through season's end, his first career major league action...appeared in 43 games and made 36 starts (24-2B, 7-LF, 5-RF).
- ◆ Totaled 28 HR and 101 RBI between Double-A Montgomery, Durham and the Rays.
- ◆ Hit .297/.391/.558 (113-for-380) with 31 2B, 22 HR and 76 RBI in 100 games between Montgomery and Durham, earning a June 7 promotion to the Triple-A level...at the time of his selection to the majors, his 31 2B tied for 7th among all minor leaguers and his 54 XBH ranked 5th.
- ◆ Began his major league career hitless through 19 AB, the 2nd-longest to begin a career in club history behind Stephen Vogt (0-for-25) in 2012... after snapping the skid on Aug 15, hit .273/.357/.527 (30-for-110) with 6 HR and 25 RBI in 37 games (30 starts) through season's end.
- ◆ On Aug 5 vs. CHW, became the second player since Baseball Reference data is available (1901) to play both left field and second base in his major league debut, following OAK Tyler Ladendorf on April 8, 2015 vs. TEX.
- ◆ On Aug 15 at NYY, recorded his first career hit, a 2nd-inning RBI single off Luis Cessa...on Aug 28 at ATL, hit his first career home run, on a 2-2 pitch from Julio Teheran in the 6th inning.
- ◆ Began the season with Montgomery and was named to the Southern League midseason All-Star Team...ranked 2nd among Rays minor leaguers with 22 HR and tied for 4th with 76 RBI.
- ◆ Named to the Rays Organizational All-Star Team by MLB.com for a second consecutive year.
- ◆ Ranked by *Baseball America* as the No. 93 overall prospect in the minors following the season...was the No. 8 prospect in the Rays system...named by the publication to its Triple-A All-Star Team.
- ◆ In **2017**, became the first player in Stone Crabs history to win the Florida State League Most Valuable Player Award...named Most Valuable Player for Class-A Charlotte by the Rays Baseball Operations department.
- ◆ Selected to the FSL midseason All-Star Team... despite a stint on the injured list and an Aug 2 promotion to Montgomery, tied for the FSL lead with 34 2B and ranked 3rd with 46 XBH.

- ◆ Named the Rays Minor League Hitter of the Month for May, batting .308 (28-for-91) with 9 2B, 6 HR and 14 RBI.
- ◆ Played 16 games for the Surprise Saguaros in the Arizona Fall League.
- ◆ Ranked by *Baseball America* as the No. 16 prospect in the Rays system following the season.
- ◆ In **2016**, began his professional career with Class-A Bowling Green.

## AMATEUR CAREER

- ◆ Selected out of the University of Maryland...as a redshirt sophomore, helped lead the Terrapins to a program-record 42 wins and a second consecutive appearance in the NCAA Super Regionals... suffered a broken fibula in the final game of the season, rounding first base on a single... expected to be passed over in the draft and was on crutches when he learned he was taken by the Rays in the third round.
- ◆ Ranked by *Baseball America* as the No. 2 second baseman in the draft.
- ◆ Hit .331 (83-for-251) with 18 2B, 9 HR, 53 RBI and 11 SB as a redshirt sophomore...led the team in doubles, tied for the team lead in RBI and stolen bases and ranked 2nd in home runs.
- ◆ Missed his freshman season at Maryland due to a torn ACL.

## PERSONAL & MISC.

- ◆ Brandon is the unofficial taste-tester for Sweet and Lowe Bakery, a home business his wife, Madison started in June 2020 after photos of her desserts gained traction on her social media... she creates custom bakes out of their kitchen... Brandon sometimes pitches in with the dishes.
- ◆ He and Madison built a country home in College Grove, Tenn...they live there in the offseason with their dog, Collie, a miniature bernedoodle—a mix of a Bernese mountain dog and poodle.
- ◆ Brandon maximizes the power potential in his body by implementing a routine of drills using bands and bungee cords to promote posture, balance and the transfer of energy...he uses these to create awareness and feel with his swing.
- ◆ Brandon launched the "Home Runs for Hope" program in 2019...for each home run Brandon hits, he and Madison donate \$100 to the Crisis Center of Tampa Bay, matched by the Rays Baseball Foundation...his 39 HR last season raised \$7,800...mental health has heavily impacted his family and he wants to ensure no one feels helpless when dealing with mental health issues.



## CAREER HIGHS

HITS	HOME RUNS	RUNS	STRIKEOUTS
4, 9/25/21 vs. MIA	3, 10/2/21 at NYY	3, 8x-last 10/2/21 at NYY	5, 5/8/19 vs. ARI
HITTING STREAK	RBI	WALKS	STOLEN BASES
12G, 4/22/19 - 5/8/19	7, 10/2/21 at NYY	3, 5/21/21 at TOR	2, 2x-last 5/27/21 vs. KC

## HOME RUN HIGHLIGHTS

MULTI-HR GAMES (6)	GRAND SLAMS (2)
3 - 10/2/21 at NYY; 2 - 8/16/21 vs. BAL; 7/10/21 vs. TOR; 5/21/21 at TOR; 6/9/19 at BOS; 4/12/19 at TOR	8/7/21 at BAL (Cesar Valdez); 7/5/21 vs. CLE (Logan Allen)
LEADOFF (3)	PINCH HIT (1)
8/30/21 vs. BOS (Nick Pivetta); 7/10/21 vs. TOR (Ross Stripling); 5/7/19 vs. ARI (Taylor Clarke)	6/19/21 at SEA (Kendall Graveman)

## CAREER BATTING

YEAR	CLUB	AVG	G	AB	R	H	2B	3B	HR	RBI	SH	SF	HB	BB-1	SO	SB	CS	GDP	OBP	SLG
2016	Bowling Green	.248	107	379	67	94	15	3	5	42	3	2	5	60-1	77	6	3	6	.357	.343
2017	Charlotte	.311	90	315	62	98	34	3	9	46	0	2	3	47-2	65	6	3	2	.403	.524
	Montgomery	.253	24	95	8	24	5	1	2	12	1	2	1	2-0	26	1	1	0	.270	.389
2018	Montgomery	.291	54	199	37	58	17	1	8	41	0	3	3	35-1	55	8	2	3	.400	.508
	Durham	.304	46	181	36	55	14	0	14	35	0	1	1	22-0	47	0	1	1	.380	.613
	<b>Tampa Bay</b>	<b>.233</b>	<b>43</b>	<b>129</b>	<b>16</b>	<b>30</b>	<b>6</b>	<b>2</b>	<b>6</b>	<b>25</b>	<b>0</b>	<b>1</b>	<b>2</b>	<b>16-0</b>	<b>38</b>	<b>2</b>	<b>1</b>	<b>3</b>	<b>.324</b>	<b>.450</b>
2019	<b>Tampa Bay</b>	<b>.270</b>	<b>82</b>	<b>296</b>	<b>42</b>	<b>80</b>	<b>17</b>	<b>2</b>	<b>17</b>	<b>51</b>	<b>0</b>	<b>1</b>	<b>5</b>	<b>25-0</b>	<b>113</b>	<b>5</b>	<b>0</b>	<b>1</b>	<b>.336</b>	<b>.514</b>
	GCL Rays	.000	2	4	0	0	0	0	0	0	0	0	0	0-0	2	0	0	0	.000	.000
	Charlotte	.167	2	6	2	1	1	0	0	2	0	0	1	1-0	0	0	0	0	.375	.333
	Durham	.143	2	7	0	1	0	0	0	0	0	0	0	0-0	2	0	0	0	.143	.143
2020	<b>Tampa Bay</b>	<b>.269</b>	<b>56</b>	<b>193</b>	<b>36</b>	<b>52</b>	<b>9</b>	<b>2</b>	<b>14</b>	<b>37</b>	<b>0</b>	<b>2</b>	<b>4</b>	<b>25-0</b>	<b>58</b>	<b>3</b>	<b>0</b>	<b>2</b>	<b>.362</b>	<b>.554</b>
2021	<b>Tampa Bay</b>	<b>.247</b>	<b>149</b>	<b>535</b>	<b>97</b>	<b>132</b>	<b>31</b>	<b>0</b>	<b>39</b>	<b>99</b>	<b>0</b>	<b>3</b>	<b>9</b>	<b>68-4</b>	<b>167</b>	<b>7</b>	<b>1</b>	<b>2</b>	<b>.340</b>	<b>.523</b>
	<b>Minor League Totals</b>	<b>.279</b>	<b>327</b>	<b>1186</b>	<b>212</b>	<b>331</b>	<b>86</b>	<b>8</b>	<b>38</b>	<b>178</b>	<b>4</b>	<b>10</b>	<b>14</b>	<b>167-4</b>	<b>274</b>	<b>21</b>	<b>10</b>	<b>12</b>	<b>.372</b>	<b>.461</b>
	<b>Major League Totals</b>	<b>.255</b>	<b>330</b>	<b>1153</b>	<b>191</b>	<b>294</b>	<b>63</b>	<b>6</b>	<b>76</b>	<b>212</b>	<b>0</b>	<b>7</b>	<b>20</b>	<b>134-4</b>	<b>376</b>	<b>17</b>	<b>2</b>	<b>8</b>	<b>.341</b>	<b>.518</b>

1: Selected by the Tampa Bay Rays in the third round of the 2015 Amateur Draft...signed by Lou Wieben.



WILL VRAGOVIC / TAMPA BAY RAYS



## CAREER FIELDING

YEAR	POSITION	PCT	G	PO	A	E	TC	DP
2018	Second Base	.990	28	47	57	1	105	19
	Left Field	1.000	11	8	0	0	8	0
	Right Field	1.000	5	8	0	0	8	0
2019	Second Base	.989	69	107	161	3	271	49
	First Base	1.000	5	38	3	0	41	4
	Right Field	1.000	5	3	0	0	3	0
	Left Field	1.000	2	2	0	0	2	0
2020	Second Base	.984	44	54	68	2	124	21
	Right Field	1.000	7	16	0	0	16	0
	Left Field	1.000	5	5	0	0	5	0
	First Base	-	1	0	0	0	0	0
	Second Base	.976	133	187	270	11	468	78
2021	Left Field	1.000	10	3	0	0	3	0
	Right Field	.933	6	14	0	1	15	0
	First Base	1.000	1	1	0	0	1	0
	Second Base	.976	133	187	270	11	468	78
<b>Totals</b>	<b>Second Base</b>	<b>.982</b>	<b>274</b>	<b>395</b>	<b>556</b>	<b>17</b>	<b>968</b>	<b>167</b>
	<b>Left Field</b>	<b>1.000</b>	<b>28</b>	<b>18</b>	<b>0</b>	<b>0</b>	<b>18</b>	<b>0</b>
	<b>Right Field</b>	<b>.976</b>	<b>23</b>	<b>41</b>	<b>0</b>	<b>1</b>	<b>42</b>	<b>0</b>
	<b>First Base</b>	<b>1.000</b>	<b>7</b>	<b>39</b>	<b>3</b>	<b>0</b>	<b>42</b>	<b>4</b>

## ALL-STAR GAME BATTING

YEAR	CLUB	AVG	G	AB	R	H	2B	3B	HR	RBI	SH	SF	HB	BB-I	SO	SB	CS	GDP	OBP	SLG	
2019	AL, Cleveland													Selected-Did Not Play (Injured)							

## POSTSEASON BATTING

YEAR	SERIES	CLUB	AVG	G	AB	R	H	2B	3B	HR	RBI	SH	SF	HB	BB-I	SO	SB	CS	GDP	OBP	SLG
2019	ALWC	TB vs. OAK	.000	1	3	0	0	0	0	0	0	0	0	0	0-0	2	0	0	0	.000	.000
	ALDS	TB vs. HOU	.250	4	16	1	4	1	0	1	1	0	0	0	1-0	8	0	0	1	.294	.500
2020	ALWC	TB vs. TOR	.250	2	8	0	2	0	0	0	0	0	0	0	0-0	1	0	0	0	.250	.250
	ALDS	TB vs. NYY	.000	5	18	0	0	0	0	0	1	0	0	0	4-0	7	0	0	0	.182	.000
	ALCS	TB vs. HOU	.154	7	26	4	4	0	0	1	1	0	0	0	1-0	10	0	0	1	.185	.269
	WS	TB vs. LAD	.125	6	24	3	3	0	0	3	6	0	0	0	1-0	10	0	0	0	.160	.500
2021	ALDS	TB vs. BOS	.000	4	18	0	0	0	0	0	0	0	0	0	0-0	9	0	0	0	.000	.000
<b>Postseason Totals</b>			<b>.115</b>	<b>29</b>	<b>113</b>	<b>8</b>	<b>13</b>	<b>1</b>	<b>0</b>	<b>5</b>	<b>9</b>	<b>0</b>	<b>0</b>	<b>0</b>	<b>7-0</b>	<b>47</b>	<b>0</b>	<b>0</b>	<b>2</b>	<b>.167</b>	<b>.257</b>

## LEFT-RIGHT BREAKDOWN

	2021						CAREER				
	AVG	AB	H	HR	RBI		AVG	AB	H	HR	RBI
vs. Left	.198	172	34	10	27		.222	320	71	22	53
vs. Right	.270	363	98	29	72		.268	833	223	54	159



15

OUTFIELDER

# JOSH LOWE

Joshua Edward Lowe (low)

BATS **LEFT**THROWS **RIGHT**HEIGHT **6'4"**WEIGHT **210**OPENING DAY AGE **24**MAJOR LEAGUE SERVICE **3 days**BORN **2/2/98** in **Chesapeake, VA**RESIDES **Clermont, FL**CONTRACT STATUS **Signed through 2022**SIGNING SCOUT **Milt Hill (Rays)**ACQUIRED **Selected in the first round (13th overall) of the 2016 Amateur Draft**

## 2021 SEASON

- ◆ Joined the Rays from Sep 8-10 when Randy Arozarena was on the paternity list.
- ◆ On Sep 8 at BOS, made his major league debut with a start in right field...reached base safely in both plate appearances including his first career hit, an infield single off Nathan Eovaldi in the 5th inning...became the second player in club history with a hit and stolen base in his major league debut, joining Vidal Bruján just over two months earlier on July 7 vs. CLE (G1).
- ◆ At 23 years, 218 days, became the 3rd-youngest player to start in right field at Fenway Park in their major league debut...the others: TB Wil Myers (22.190) in 2013 and STL-AL Pat Parker (22.080) in 1915.
- ◆ Is the younger brother of former Rays first baseman Nate Lowe...marks the second set of brothers to each play for the Rays, joining INF Julio Lugo (2003-06) and RH Ruddy Lugo (2006-07)...Julio and Ruddy spent about three months on the roster together in 2006 before Julio was traded to the Dodgers.
- ◆ Named Minor League Player of the Year and Most Valuable Player for Triple-A Durham by the Rays Baseball Operations department...hit .291 (117-for-402) with 28 2B, 22 HR, 78 RBI and 26 SB in 111 games for the Bulls...became the first Durham player with 20 HR and 20 SB in a season since Justin Ruggiano in 2007...ranked 2nd among Rays minor leaguers in extra-base hits (52), tied for 2nd in RBI and ranked 3rd in walks (61) and 4th in hits, doubles and stolen bases.
- ◆ Named to the Triple-A East postseason All-Star Team...tied for 2nd in the league in extra-base hits, ranked 3rd in runs and RBI, tied for 5th in home runs and tied for 6th in hits.

- ◆ Named to the Rays Organizational All-Star Team by MLB.com.
- ◆ Ranked by *Baseball America* as the No. 44 overall prospect in the minors following the season...was the No. 2 prospect in the Rays system...the publication also tabbed him as the Best Defensive Outfielder in the organization for a fourth straight year...earned the nod for Best Outfield Arm for the third time (2017, 2020).

## CAREER HIGHLIGHTS

- ◆ In **2020**, was part of the Rays 60-man player pool and spent the summer at the alternate training site in Port Charlotte.
- ◆ Ranked by *Baseball America* as the No. 16 prospect in the Rays system following the season.
- ◆ In **2019**, named to the midseason Southern League All-Star Team...tied for 5th in the SL with 18 HR, ranked 3rd with 30 SB and 9th with 62 RBI...also ranked among the SL's Top 10 with 70 runs, 45 XBH, 198 total bases and 59 BB.
- ◆ Tied for 3rd among Rays minor leaguers in home runs, tied for 7th in RBI, tied for 2nd in extra-base hits and ranked 3rd in stolen bases.
- ◆ Named to the Rays Organizational All-Star Team by MLB.com.
- ◆ Hit .327 (17-for-52) with 2 HR and 11 RBI for the Salt River Rafters in the Arizona Fall League...named to the AFL Rising Stars Game.
- ◆ Underwent right shoulder debridement surgery in November.
- ◆ Ranked by *Baseball America* as the No. 11 prospect in the Rays system following the season.
- ◆ Spent the **2018** season with Charlotte...from June 29 through the end of the season, hit .273/.387/.407 (41-for-150) in 43 games.



- ◆ Ranked by *Baseball America* as the Best Athlete in the organization for a third straight year.
- ◆ In **2017**, ranked 4th among Rays minor leaguers with 22 SB...spent the season with Bowling Green...moved from third base to center field.
- ◆ Ranked by *Baseball America* as the No. 11 prospect in the Rays system following the season.
- ◆ Split the **2016** season between the GCL Rays and Rookie-level Princeton, batting .249 (43-for-173) with 5 HR and 26 RBI in 54 games.
- ◆ Ranked by *Baseball America* as the Best Infield Arm in the organization.

## AMATEUR CAREER

- ◆ The Pope (Ga.) High School graduate signed a letter of intent to play at Florida State University before signing with the Rays...hit .391 with 11 HR and 39 RBI as a senior and named the Gatorade Baseball Player of the Year for Georgia.
- ◆ His older brother, Nate, was selected by the Rays in the 13th round of the 2016 Amateur Draft out of Mississippi State University.
- ◆ Ranked by *Baseball America* as the No. 2 Power Hitter, No. 2 Infield Arm and No. 2 Athlete among high school players in the draft.

## PERSONAL & MISC.

- ◆ Josh's father, David, was selected by the Mariners in the fifth round in 1986 out of Satellite Beach (Fla.) High School, but instead accepted an appointment to the U.S. Naval Academy...David played football and baseball at Navy as a linebacker and pitcher...he went on to serve as a Navy pilot for 20 years.
- ◆ Josh picked up cycling as a way to stay in shape during the delayed start to the 2020 season...he and Nate both purchased road bikes, with Josh opting for a Trek...he estimates putting around 30-40 miles on it weekly.
- ◆ One of the family's favorite stories involves a game of catch and a broken window...when the two brothers were young, they were warned not to attempt knuckleballs in the backyard...moments later, Josh uncorked a sidearm knuckler that sailed directly through a back window.
- ◆ Josh played football through his junior year of high school as a wide receiver and sometimes quarterback...his days under center came to an end when he "started making too many completions to the other team."
- ◆ He enjoys golf and takes advantage of the Florida weather to play year-round.



WILL VRAGOVIC / TAMPA BAY RAYS



## CAREER BATTING

YEAR	CLUB	AVG	G	AB	R	H	2B	3B	HR	RBI	SH	SF	HB	BB-I	SO	SB	CS	GDP	OBP	SLG
2016	GCL Rays	.258	28	93	14	24	6	1	2	15	0	1	0	20-1	27	1	1	0	.386	.409
	Princeton	.238	26	80	11	19	0	2	3	11	0	3	0	17-0	32	1	1	0	.360	.400
2017	Bowling Green	.268	118	456	60	122	26	2	8	55	4	5	0	42-0	144	22	8	5	.326	.386
2018	Charlotte	.238	105	399	62	95	25	3	6	47	1	4	4	47-2	117	18	6	2	.322	.361
2019	Montgomery	.252	121	448	70	113	23	4	18	62	6	3	3	59-0	132	30	9	1	.341	.442
2020		Did Not Play																		
2021	Durham	.291	111	402	76	117	28	2	22	78	0	6	1	61-1	123	26	0	4	.381	.535
	Tampa Bay	1.000	2	1	0	1	0	0	0	0	0	0	0	1-0	0	1	0	0	1.000	1.000
<b>Minor League Totals</b>		<b>.253</b>	<b>398</b>	<b>1476</b>	<b>217</b>	<b>373</b>	<b>80</b>	<b>12</b>	<b>37</b>	<b>190</b>	<b>11</b>	<b>16</b>	<b>7</b>	<b>185-3</b>	<b>452</b>	<b>72</b>	<b>25</b>	<b>8</b>	<b>.336</b>	<b>.398</b>
<b>Major League Totals</b>		<b>1.000</b>	<b>2</b>	<b>1</b>	<b>0</b>	<b>1</b>	<b>0</b>	<b>0</b>	<b>0</b>	<b>0</b>	<b>0</b>	<b>0</b>	<b>0</b>	<b>1-0</b>	<b>0</b>	<b>1</b>	<b>0</b>	<b>0</b>	<b>1.000</b>	<b>1.000</b>

1: Selected by the Tampa Bay Rays in the first round (13th overall) of the 2016 Amateur Draft...signed by Milt Hill.

## CAREER FIELDING

YEAR	POSITION	PCT	G	PO	A	E	TC	DP
2021	Left Field	1.000	1	1	0	0	1	0
	Right Field	1.000	1	3	0	0	3	0

## LEFT-RIGHT BREAKDOWN

	2021					CAREER				
	AVG	AB	H	HR	RBI	AVG	AB	H	HR	RBI
vs. Left	-	-	-	-	-	-	-	-	-	-
vs. Right	1.000	1	1	0	0	1.000	1	1	0	0

### DID YOU KNOW?

## RAYS ALL-TIME POSTSEASON LEADERS

### Batting Avg. (min. 30 AB)

.370 Randy Arozarena

### Home Runs

11 Randy Arozarena

### RBI

21 Evan Longoria

### Hits

34 Randy Arozarena

### Stolen Bases

9 B.J. Upton

### ERA (min. 10 IP)

1.08 Diego Castillo

### Innings Pitched

35.2 Tyler Glasnow

### Wins

5 Charlie Morton

### Strikeouts

48 Tyler Glasnow

### Saves

3 Diego Castillo  
Pete Fairbanks



13

OUTFIELDER

# MANUEL MARGOT

**Manuel Margot Gómez** (man-WEHL mahr-GO)

BATS **RIGHT**THROWS **RIGHT**HEIGHT **5'11"**WEIGHT **195**OPENING DAY AGE **27**MAJOR LEAGUE SERVICE **5 years, 12 days**BORN **9/28/94 in San Cristobal, DR**RESIDES **San Cristobal, DR**CONTRACT STATUS **Signed through 2022**SIGNING SCOUT **Manny Nanita and Craig Shipley (Red Sox)**

ACQUIRED **From the San Diego Padres along with C/OF Logan Driscoll in exchange for RH Emilio Pagán, 2/8/20**

## 2021 SEASON

- Recorded a career-high 57 RBI in his sixth major league season, fifth full, and second with the Rays...appeared in 125 games and made starts at all three outfield positions (70-RF, 22-CF, 12-LF).
- His 13 Defensive Runs Saved tied Kevin Kiermaier for the team lead and tied for 8th among major league outfielders...led major league outfielders with 16 Outs Above Average, according to Statcast.
- Hit .284 (56-for-197) at Tropicana Field, .273 (51-for-187) vs. LHP and .305 (43-for-141) with 2 outs.
- Made his fifth consecutive Opening Day roster but did not start...started in left field in his Rays debut in 2020 and started for the Padres in center field in 2019, 2018 and 2017.
- On May 26 vs. KC, hit a walk-off single in the 10th inning...marked the first walk-off hit of his career and second walk-off RBI, joining a bases-loaded walk on Sep 10, 2019 vs. CHC (with SD).
- On June 8 vs. WSH, his solo homer to left-center field off Jon Lester was the seventh lead-off homer of his career and first with the Rays.
- On June 24 vs. BOS, became the first player in franchise history to score the only run of a 1-0 game on a walk-off wild pitch...according to Stats LLC, it was the fourth time in the expansion era (since 1961) that a 1-0 game ended on a walk-off wild pitch.
- On July 5 vs. CLE, recorded a season-high 4 hits...had an infield single leading off the 9th inning to spark a go-ahead rally...was replaced by a pinch-runner due to injury and went on the 10-day IL the next day...reinstated on July 27.

- POSTSEASON:** Hit .143 (1-for-7) in 3 games (2 starts) in the ALDS against the Red Sox.

## CAREER HIGHLIGHTS

- In 2020, acquired from the Padres early in spring training...appeared in 47 games and made 37 starts (18-CF, 10-RF, 9-LF)...after a slow start, hit .321/.374/.411 (36-for-112) in 36 games (28 starts) from Aug 10 through season's end.
- Was on the bereavement list from Aug 4-6 following the death of his father, Emmanuel...placed on the COVID-19 Related IL on Aug 7 for intake screening and reinstated on Aug 9.
- Tied for 2nd in the AL with 12 SB behind KC Adalberto Mondesi (24)...had 10 SB in 14 games from Aug 25-Sep 15, tied for most in the majors.
- Was the only Ray with a bunt hit and had five of them, tied for 4th in the majors.
- Hit .294 (25-for-85) in 27 games on the road and .233 (14-for-60) in 20 games at home.
- Hit .556 (15-for-27) in 7 games (6 starts) against the Red Sox, with multiple hits in his first 5 starts...was the third player in club history with multiple hits in five straight starts against them, joining Aubrey Huff (6) from Aug 3-12, 2004 and Carl Crawford (5) from May 2-10, 2009.
- On Aug 10 at BOS, his 4 hits passed his total from his first 11 games (9 starts) combined (3)...became the first visiting player with 4 hits (or more) in his Fenway Park debut since BAL Jonathan Schoop in 2014.
- Added a second 4-hit game in the series finale on Aug 13 at BOS...totaled 10 hits in the 4-game series at Fenway Park, tied for the 2nd-most by





a Ray in a single series behind Carl Crawford (11) from Aug 6-9, 2007 at DET.

- ◆ On Aug 25 vs. BAL, his 2nd-inning homer was his first since Sep 11, 2019 vs. CHC (with SD), going 107 AB in between...was the second of back-to-back homers with Hunter Renfroe.
- ◆ **POSTSEASON:** Hit .276/.344/.552 (16-for-58) with 5 HR and 11 RBI in 19 games (18 starts)...since RBI became an official stat (1920), he and NYY Giancarlo Stanton in 2020 are the only players with at least 10 RBI in the regular season to match or exceed their total in the postseason.
- ◆ In Game 1 of the Wild Card Series vs. TOR, hit a 2-run homer off A.J. Cole in the 7th inning and joined Evan Longoria in Game 1 of the 2008 ALDS vs. CHW as the only Rays to homer in their first career postseason game...became the third Rays hitter all-time with multiple hits in his first career postseason game, joining Longoria and Akinori Iwamura in 2008.
- ◆ In Game 2 of the ALCS vs. HOU, hit a 3-run homer in the 1st inning...crashed over the right field railing to make an inning-ending catch in the 2nd on a foul ball by George Springer.
- ◆ In Game 6 of the ALCS vs. HOU, became the first player in major league history to have a multi-HR game in the postseason after hitting 1 HR (or fewer) during the regular season, according to the Elias Sports Bureau...it was the sixth multi-HR game in Rays postseason history.
- ◆ In the 4th inning of Game 5 vs. LAD, attempted the 14th straight steal of home in World Series history...was the first attempt since STL Lonnie Smith was caught in Game 6 of the 1982 World Series vs. MIL and only the fifth attempt since 1922...he came within inches of completing the first successful straight steal of home in a World Series game since BRO Jackie Robinson in Game 1 of the 1955 World Series at NYY.
- ◆ In 2019, appeared in 151 games and made 98 starts, all in center field, in his third full season in the majors...established career highs in games, runs (59), walks (38) and stolen bases (20) while his 12 HR were one shy of tying a career high.
- ◆ Ranked 2nd among NL center fielders with a .992 fielding pct., trailing MIL Lorenzo Cain (.994)...ranked 7th among major league outfielders in Statcast's "Outs Above Average" metric (11) and 4th in its metric measuring best outfielder "jumps" at +1.6 feet above average.
- ◆ His 20 SB ranked 9th in the NL...was successful on 20 of 24 attempts, 6th-best rate in the NL.
- ◆ Hit .330/.420/.466 (34-for-103) against lefties, 7th in the NL in avg. and 6th in on-base pct. (min.

100 AB)...in comparison, hit .200/.260/.359 (59-for-295) against right-handed pitchers.

- ◆ Was on the paternity list from April 19-20 for the birth of his second son, Matthew.
- ◆ On Aug 3 at LAD, hit the first pinch-hit homer of his career in the 8th inning off Walker Buehler.
- ◆ Played for the Toros del Este in the Dominican Winter League for a sixth consecutive year.
- ◆ In 2018, led Padres outfielders with 123 starts, 1,111 innings and a .990 fielding pct....missed 9 games from April 11-20 with bruised ribs.
- ◆ Tied for 4th in the NL with a career-high 8 3B.
- ◆ Hit .304 (56-for-184) with runners on base and .313 (30-for-96) with RISP.
- ◆ On July 8 at ARI, became the first Padres outfielder to reach base safely six times since Tony Gwynn (6) on Aug 4, 1993 vs. SF...recorded a career-high 5 hits in the 16-inning win...at 23 years, 283 days, was the youngest Padres outfielder with a 5-hit game since Leron Lee in 1971.
- ◆ Hit safely in a career-high 10 consecutive games from July 13-29, batting .378 (14-for-37).
- ◆ In 2017, finished 6th in the NL Rookie of the Year race, receiving one second-place vote and two third-place votes...achieved this despite missing over a month with a right calf strain.
- ◆ Made his first career Opening Day roster...led NL rookies with 39 multi-hit games and 17 SB.
- ◆ Tied for 5th in the NL with 7 3B.
- ◆ Ended the season with four leadoff homers, tied for 3rd in the NL and the most by a major league rookie since LAA Mike Trout (5) and CIN Zack Cozart (4) in 2012...was the 2nd-most in Padres history behind Will Venable (5) in 2011.
- ◆ In the Padres home opener on April 7 vs. SF, his first career homer was a leadoff shot off Matt Cain...homered again in the 3rd inning, joining Carmelo Martinez in 1985 as the only Padres with multiple homers in the home opener...at 22 years, 191 days, was the youngest at the time with a multi-HR game for the Padres since César Crespo (22.124) on Sep 24, 2001 at COL.
- ◆ Hit a second leadoff homer on April 11 at COL, becoming the first rookie with two in his team's first 9 games since CHC Lou Brock in 1962.
- ◆ Named NL Player of the Week for July 24-30, batting .500 (14-for-28) with 2 2B, 1 3B, 3 HR and 6 RBI...recorded multiple hits in six of his 7 games...the honor came on the heels of his July 23 reinstatement from the paternity list.



- ◆ Named to *Baseball America's* All-Rookie Team, alongside outfielders BOS Andrew Benintendi and NYY Aaron Judge.
- ◆ In **2016**, spent the entire minor league season with Triple-A El Paso but recalled on Sep 21 and appeared in 10 games and made 8 starts for the Padres, his first career major league action.
- ◆ Made his major league debut as a pinch-runner on Sep 21 vs. ARI...the next day vs. SF, made his first start and went 0-for-4...his first career hit came on Sep 24 vs. SF, a single off Derek Law.
- ◆ Led the Pacific Coast League with 12 3B, tied for 1st with 98 runs and ranked 5th with 30 SB...also led the league with 18 outfield assists.
- ◆ Ranked among Padres minor leaguers in triples (1st), runs (tied for 1st) and stolen bases (2nd).
- ◆ For a second straight year, started in center field for the World Team in the Futures Game in July...robbed Cardinals prospect Carson Kelly of a home run in right-center field.
- ◆ Named to the Pacific Coast League postseason All-Star Team and the Padres Organizational All-Star Team by MLB.com.
- ◆ Named Most Valuable Player of the Pacific Coast League postseason, helping El Paso win the league title...hit .350/.409/.650 (14-for-40) with 3 2B, 3 3B, 1 HR and 4 RBI in 9 games.
- ◆ Ranked by *Baseball America* as the No. 24 overall prospect in the minors following the season, his third straight year among the Top 100...was the No. 2 prospect in the Padres system.
- ◆ Split the **2015** season—his last in the Red Sox system—between Class-A Salem and Double-A Portland, batting .276 (121-for-439) with 6 HR and 50 RBI...led Red Sox minor leaguers with 73 runs and ranked 2nd with 39 SB.
- ◆ Began the season on a stretch of 62 consecutive at-bats without a strikeout.
- ◆ Named Eastern League Player of the Week for Aug 31-Sep 7 after hitting for the cycle on Sep 6 vs. New Britain (Rockies).
- ◆ Acquired by the Padres on Nov 13 as the key piece of the Craig Kimbrel trade.
- ◆ In **2014**, was one of five minor leaguers with at least 10 HR and 40 SB...split the season between Class-A Greenville and Salem...led Red Sox minor leaguers with 42 SB.
- ◆ In **2013**, tied for 6th in the New York-Penn League with 18 SB despite left knee tendinitis that sidelined him from July 25-Aug 15.
- ◆ In **2012**, began his professional career with the DSL Red Sox...his 33 SB ranked 3rd in the league and 3rd among Red Sox minor leaguers...won

the organization's Latin American program Player of the Year Award.

- ◆ Recorded 6 RBI in his first professional game with a single, triple and home run.

## PERSONAL & MISC.

- ◆ Manuel navigated personal adversity during the 2020 season...he and his family were inside a rental car that caught fire, needing a bystander's help to safely escape before the car exploded...his father, Emmanuel, passed away in August after a bout with COVID-19...his father was a close friend and mentor, and the two spoke often before and after games...in his second game back from the bereavement list, he notched 4 hits and drove in what would be the winning run.
- ◆ He made one of the 2020 postseason's top grabs, crashing over the right field railing at Petco Park during Game 2 of the ALCS...he also belted a 3-run homer earlier in the game...when asked which was his favorite, he said, "Definitely the home run. The home run didn't hurt"...soon after, the catch was commemorated with an officially-licensed T-shirt.
- ◆ He twice made headlines late in his rookie season for his large pieces of bubble gum...in an August game against the Phillies, his gum fell out of his mouth and caused a brief delay when the batter and pitcher noticed it on the center field grass...just over a month later, he managed to keep his gum in his mouth but casually blew a bubble while tracking down a fly ball.
- ◆ Manuel began riding horses at a young age...he was afforded the opportunity to do so as his late father worked on a farm...he still finds time to ride his own horse named Pencoté...he described it as his "favorite thing to do" to the *San Diego Union-Tribune*.
- ◆ Manuel has nine brothers and two sisters...three of his brothers signed minor league deals in the states before him: Emilio (Dodgers), "Junior" (Cleveland) and Pedro (Athletics).
- ◆ Manuel and his wife, Rachell, married on Christmas Eve 2016...they have three children, Charlotte, Diamond and Matthew.



## CAREER HIGHS

<b>HITS</b> 5, 7/8/18 at ARI	<b>HOME RUNS</b> 2, 2x-last 8/11/17 at LAD	<b>RUNS</b> 3, 2x-last 8/22/17 at STL	<b>STRIKEOUTS</b> 3, 10x-last 5/29/21 vs. PHI
<b>HITTING STREAK</b> 10G, 7/13/18 – 7/29/18	<b>RBI</b> 5, 8/7/18 at MIL	<b>WALKS</b> 4, 7/13/19 vs. ATL	<b>STOLEN BASES</b> 2, 8x-last 5/6/21 at LAA

## HOME RUN HIGHLIGHTS

<b>LEADOFF (7)</b> 6/8/21 vs. WSH (Jon Lester); 4/14/19 at ARI (Zack Greinke); 6/24/18 at SF (Dereck Rodriguez); 7/27/17 vs. NYM (Chris Flexen); 5/13/17 at CHW (Dylan Covey); 4/11/17 at COL (Antonio Senzatela); 4/7/17 vs. SF (Matt Cain)	<b>MULTI-HR GAMES (2)</b> 2 – 8/11/17 at LAD; 4/7/17 vs. SF
	<b>PINCH-HIT (1)</b> 8/3/19 at LAD (Walker Buehler)

## CAREER BATTING

YEAR	CLUB	AVG	G	AB	R	H	2B	3B	HR	RBI	SH	SF	HB	BB-I	SO	SB	CS	GDP	OBP	SLG
2012	DSL Red Sox	.285	68	260	49	74	10	7	4	45	0	5	8	36-1	25	33	9	5	.382	.423
2013	Lowell	.270	49	185	29	50	8	2	1	21	5	3	1	22-1	40	18	8	0	.346	.351
2014	Greenville	.286	99	370	61	106	20	5	10	45	4	0	2	37-0	49	39	13	7	.355	.449
	Salem	.340	16	50	4	17	5	0	2	14	1	2	1	2-0	5	3	2	1	.364	.560
2015	Salem	.282	46	181	35	51	6	5	3	17	2	3	1	11-0	15	20	5	4	.321	.420
	Portland	.271	64	258	38	70	21	4	3	33	0	2	1	21-1	36	19	8	4	.326	.419
2016	El Paso	.304	124	517	98	157	21	12	6	55	5	4	4	36-0	64	30	11	2	.351	.426
	San Diego	<b>.243</b>	<b>10</b>	<b>37</b>	<b>4</b>	<b>9</b>	<b>4</b>	<b>1</b>	<b>0</b>	<b>3</b>	<b>0</b>	<b>0</b>	<b>0</b>	<b>0-0</b>	<b>7</b>	<b>2</b>	<b>0</b>	<b>0</b>	<b>.243</b>	<b>.405</b>
2017	San Diego	<b>.263</b>	<b>126</b>	<b>487</b>	<b>53</b>	<b>128</b>	<b>18</b>	<b>7</b>	<b>13</b>	<b>39</b>	<b>1</b>	<b>4</b>	<b>2</b>	<b>35-0</b>	<b>106</b>	<b>17</b>	<b>7</b>	<b>6</b>	<b>.313</b>	<b>.409</b>
	El Paso	.150	5	20	1	3	0	1	0	4	0	0	0	3-0	4	2	0	0	.261	.250
2018	San Diego	<b>.245</b>	<b>141</b>	<b>477</b>	<b>50</b>	<b>117</b>	<b>26</b>	<b>8</b>	<b>8</b>	<b>51</b>	<b>1</b>	<b>7</b>	<b>2</b>	<b>32-4</b>	<b>88</b>	<b>11</b>	<b>10</b>	<b>9</b>	<b>.292</b>	<b>.384</b>
2019	San Diego	<b>.234</b>	<b>151</b>	<b>398</b>	<b>59</b>	<b>93</b>	<b>19</b>	<b>3</b>	<b>12</b>	<b>37</b>	<b>3</b>	<b>0</b>	<b>2</b>	<b>38-1</b>	<b>88</b>	<b>20</b>	<b>4</b>	<b>6</b>	<b>.304</b>	<b>.387</b>
2020	Tampa Bay	<b>.269</b>	<b>47</b>	<b>145</b>	<b>19</b>	<b>39</b>	<b>9</b>	<b>0</b>	<b>1</b>	<b>11</b>	<b>0</b>	<b>1</b>	<b>0</b>	<b>13-0</b>	<b>25</b>	<b>12</b>	<b>4</b>	<b>0</b>	<b>.327</b>	<b>.352</b>
2021	Tampa Bay	<b>.254</b>	<b>125</b>	<b>421</b>	<b>55</b>	<b>107</b>	<b>18</b>	<b>3</b>	<b>10</b>	<b>57</b>	<b>1</b>	<b>4</b>	<b>1</b>	<b>37-2</b>	<b>70</b>	<b>13</b>	<b>8</b>	<b>4</b>	<b>.313</b>	<b>.382</b>
	Durham	.286	3	14	1	4	0	0	0	5	0	0	0	1-0	4	1	1	1	.333	.286
<b>Minor League Totals</b>		<b>.287</b>	<b>474</b>	<b>1855</b>	<b>316</b>	<b>532</b>	<b>91</b>	<b>36</b>	<b>29</b>	<b>239</b>	<b>17</b>	<b>19</b>	<b>18</b>	<b>169-3</b>	<b>242</b>	<b>165</b>	<b>57</b>	<b>24</b>	<b>.349</b>	<b>.422</b>
<b>Rays Totals</b>		<b>.258</b>	<b>172</b>	<b>566</b>	<b>74</b>	<b>146</b>	<b>27</b>	<b>3</b>	<b>11</b>	<b>68</b>	<b>1</b>	<b>5</b>	<b>1</b>	<b>50-2</b>	<b>95</b>	<b>25</b>	<b>12</b>	<b>4</b>	<b>.317</b>	<b>.375</b>
<b>Major League Totals</b>		<b>.251</b>	<b>600</b>	<b>1965</b>	<b>240</b>	<b>493</b>	<b>94</b>	<b>22</b>	<b>44</b>	<b>198</b>	<b>6</b>	<b>16</b>	<b>7</b>	<b>155-7</b>	<b>384</b>	<b>75</b>	<b>33</b>	<b>25</b>	<b>.306</b>	<b>.388</b>

**1:** Signed by the Boston Red Sox as a free agent, July 2, 2011...signed by Manny Nanita and Craig Shipley. **2:** Acquired by the San Diego Padres along with LH Logan Allen, INF Carlos Asuaje and RH Javy Guerra from Boston in exchange for RH Craig Kimbrel, November 13, 2015. **3:** Acquired by the Tampa Bay Rays along with C/OF Logan Driscoll from San Diego in exchange for RH Emilio Pagan, February 8, 2020.



## CAREER FIELDING

YEAR	POSITION	PCT	G	PO	A	E	TC	DP
2016	Center Field	1.000	9	26	0	0	26	0
	Right Field	1.000	1	5	0	0	5	0
2017	Center Field	.989	123	273	6	3	282	0
2018	Center Field	.990	136	286	2	3	291	0
2019	Center Field	.992	135	249	2	2	253	0
2020	Center Field	.979	21	47	0	1	48	0
	Left Field	.958	18	23	0	1	24	0
	Right Field	1.000	15	22	0	0	22	0
2021	Right Field	.984	86	177	2	3	182	1
	Left Field	1.000	24	31	1	0	32	0
	Center Field	.983	24	58	1	1	60	1
<b>Totals</b>	<b>Center Field</b>	<b>.990</b>	<b>448</b>	<b>939</b>	<b>11</b>	<b>10</b>	<b>960</b>	<b>1</b>
	<b>Right Field</b>	<b>.986</b>	<b>102</b>	<b>204</b>	<b>2</b>	<b>3</b>	<b>209</b>	<b>1</b>
	<b>Left Field</b>	<b>.982</b>	<b>42</b>	<b>54</b>	<b>1</b>	<b>1</b>	<b>56</b>	<b>0</b>

## POSTSEASON BATTING

YEAR	SERIES	CLUB	AVG	G	AB	R	H	2B	3B	HR	RBI	SH	SF	HB	BB-I	SO	SB	CS	GDP	OBP	SLG
2020	ALWC	TB vs. TOR	.429	2	7	2	3	0	0	1	3	0	0	0	0-0	1	0	0	0	.429	.857
	ALDS	TB vs. NYY	.111	4	9	1	1	0	0	1	2	0	0	0	1-0	1	0	0	0	.200	.444
	ALCS	TB vs. HOU	.261	7	23	4	6	0	0	3	6	1	0	1	2-0	8	0	0	0	.346	.652
	WS	TB vs. LAD	.316	6	19	3	6	1	0	0	0	0	0	0	2-0	9	2	1	0	.381	.368
2021	ALDS	TB vs. BOS	.143	3	7	1	1	0	0	0	0	0	0	0	1-0	3	0	1	0	.250	.143
<b>Postseason Totals</b>			<b>.262</b>	<b>22</b>	<b>65</b>	<b>11</b>	<b>17</b>	<b>1</b>	<b>0</b>	<b>5</b>	<b>11</b>	<b>1</b>	<b>0</b>	<b>1</b>	<b>6-0</b>	<b>22</b>	<b>2</b>	<b>2</b>	<b>0</b>	<b>.333</b>	<b>.508</b>

## LEFT-RIGHT BREAKDOWN

	2021					CAREER				
	AVG	AB	H	HR	RBI	AVG	AB	H	HR	RBI
vs. Left	.273	187	51	4	22	.273	626	171	12	61
vs. Right	.239	234	56	6	35	.240	1339	322	32	137



TYLER SCHANK / TAMPA BAY RAYS



18

LEFT-HANDED PITCHER

# SHANE McCLANAHAN

Shane Peter McClanahan



BATS <b>LEFT</b>	THROWS <b>LEFT</b>	HEIGHT <b>6'1"</b>	WEIGHT <b>200</b>
OPENING DAY AGE <b>24</b>	MAJOR LEAGUE SERVICE <b>158 days</b>		
BORN <b>4/28/97</b> in <b>Baltimore, MD</b>	RESIDES <b>Tampa, FL</b>		
CONTRACT STATUS <b>Signed through 2022</b>	SIGNING SCOUT <b>Brett Foley (Rays)</b>		
ACQUIRED <b>Selected in the first round (31st overall) of the 2018 Amateur Draft</b>			

## 2021 SEASON

- ◆ Tied Josh Fleming for the team lead with 10 wins, which tied for 2nd among major league rookies behind HOU Luis Garcia (11)...ranked 4th among major league rookies with 141 SO and 2nd with a 10.29 SO/9 IP ratio (min. 100 IP).
- ◆ Received one second-place vote to finish 7th in the AL Rookie of the Year balloting.
- ◆ His 141 SO ranked 6th among rookies in club history and were the most since Nathan Karns (145) in 2015...min. 100 IP, his 3.43 ERA ranked 3rd among Rays rookies behind Jeremy Hellickson (2.95) in 2011 and Chris Archer (3.22) in 2013.
- ◆ Yielded 3 runs (or fewer) in all but three of his 25 starts and never allowed more than 4 runs.
- ◆ Went 8-5 with a 3.01 ERA (89.2-IP, 30-ER) in his last 17 starts to lower his ERA from 4.54 to 3.43.
- ◆ Went 7-3 with a 2.84 ERA (63.1-IP, 20-ER) in 12 starts after the All-Star break...tied for 2nd in the AL in wins and tied for 7th in ERA (min. 50 IP).
- ◆ His avg. fastball velocity was 96.4 mph, 11th in the majors among starters (min. 500 fastballs) and highest in the majors among lefty starters, ahead of CHW Carlos Rodón (95.4).
- ◆ Reached 100 mph 16 times, 4th in the majors among starters behind NYM Jacob deGrom (185), MIA Sandy Alcantara (58) and NYY Gerrit Cole (31)...became the second left-handed starter since Statcast data is available (since 2015) to throw at least 10 pitches at 100 mph (or more) in a single season, joining SEA James Paxton (42) in 2016.
- ◆ After making his season debut on April 29, his 109 SO between breaking and offspeed pitches ranked 5th in the AL and his 71 SO with the slider ranked 4th in the AL.

- ◆ Opponents hit .218 (64-for-294) in at-bats ending with breaking or offspeed pitches, compared to .308 (56-for-182) against his fastball.
- ◆ Used his curveball for 16.4 pct. of his pitches, but its usage increased to 21.7 pct. over his last 11 starts compared to 12.1 pct. before that.
- ◆ Went 5-0 with a 2.76 ERA in August, setting a club record for wins in August and a club rookie record for wins in a calendar month...tied the club record (regardless of rookie status) for wins in a calendar month, most recently Blake Snell (5) in Sep 2018...from June 9–Aug 27, yielded 3 runs (or fewer) in 13 straight starts, the 4th-longest streak for a traditional starter in club history.
- ◆ Placed on the injured list on Sep 10, retroactive to Sep 9, but missed the minimum 10 days.
- ◆ On April 29 vs. OAK, made his first career regular season app...began the game with a strikeout of Mark Canha on a 100.5 mph fastball, which tied for the fastest strikeout pitch by a lefty starter in the pitch-tracking era (since 2008)...joined BOS Chris Sale on June 24, 2018 vs. SEA and SEA James Paxton on June 6, 2016 vs. CLE.

“  
It feels like (facing Tyler) Glasnow all over again. He’s going to be pretty good.”

FORMER ATHLETICS MANAGER BOB MELVIN  
| Tampa Bay Times |

- ◆ **POSTSEASON:** Went 1-0 with a 7.94 ERA (5.2-IP, 5-ER) in 2 apps (1 start) in the ALDS against the Red Sox...started the series opener and pitched in relief with the Rays facing elimination.
- ◆ In Game 1 vs. BOS, went five scoreless in his first career postseason start...became the fourth traditional rookie starter (non-opener) in club his-



tory to start a postseason game, joining Jeremy Hellickson in 2011, Matt Moore in 2011 and Wade Davis in 2010...joined Moore as the only Rays rookies (non-opener) to start a Game 1.

- ◆ In Game 4 at BOS, pitched in relief for the first time all season and yielded 5 runs in 0.2 IP.

## CAREER HIGHLIGHTS

- ◆ In **2020**, was part of the Rays 60-man player pool and spent the summer at the alternate training site in Port Charlotte.
- ◆ Ranked by *Baseball America* as the No. 100 overall prospect in the minors following the season... was the No. 5 prospect in the Rays system...the publication also tabbed him as having the Best Changeup in the organization.
- ◆ **POSTSEASON:** Went 0-0 with a 8.31 ERA (4.1-IP, 4-ER) in 4 apps...became the first pitcher in major league history to debut in the postseason... was one of three players to make his major league debut in the 2020 postseason, along with OF Alex Kirilloff (Twins) and LH Ryan Weathers (Padres, one day after McClanahan)...prior to the 2020 postseason, only two players had made their major league debuts in the postseason: INF Adalberto Mondesi (Royals) in 2015 and INF Mark Kiger (Athletics) in 2006.
- ◆ Became the second player and first pitcher in major league history to appear in a World Series game before appearing in a regular season contest, joining KC Adalberto Mondesi in 2015.
- ◆ In Game 1 of the ALDS vs. NYY, made his major league debut, entering with 1-on, 2-out and a 9-3 deficit in the 9th inning...went single, walk, DJ LeMahieu groundout.
- ◆ In **2019**, advanced to Double-A Montgomery in his first full professional season...began the season with Class-A Bowling Green and was named to the Midwest League midseason All-Star Team.
- ◆ Promoted to Class-A Charlotte on June 8 and to Montgomery on Aug 4.
- ◆ Went 11-6 with a 3.36 ERA (120.2-IP, 45-ER) and 154 SO (11.49 SO/9 IP ratio) in 24 apps (22 starts) between the three levels.
- ◆ Was 2nd among Rays minor leaguers in strikeouts and tied for 5th in wins.
- ◆ Ranked by *Baseball America* as the No. 83 overall prospect in the minors following the season... was the No. 7 prospect in the Rays system.
- ◆ In **2018**, totaled 7 IP over 4 starts between the GCL Rays and Rookie-level Princeton after signing with the Rays...ranked by *Baseball America* as the No. 12 prospect in the Rays system follow-

ing the season...the publication also tabbed him as having the Best Fastball in the organization.

## AMATEUR CAREER

- ◆ Selected out of the University of South Florida... as a redshirt sophomore at USF, recorded 120 SO in 76.1 IP and his 14.1 SO/9 IP ratio ranked 2nd in Division I...missed the 2016 season recovering from Tommy John surgery.
- ◆ Ranked by *Baseball America* as the No. 8 overall player in the 2018 Amateur Draft.
- ◆ Previously selected by the Mets in the 26th round of the 2015 Amateur Draft out of Cape Coral (Fla.) High School, but did not sign.

## PERSONAL & MISC.

- ◆ Shane's phone froze following his major league debut thanks to a combination of about 300 texts and a surge of social media notifications.
- ◆ Growing up in Baltimore, Shane attended countless Orioles games...Cal Ripken Jr. was his favorite player and he had posters, signatures and other collectibles...Cal is the reason 8 remains his favorite number.
- ◆ Shane partnered with teammate Ryan Yarbrough to donate coffee and donuts to frontline healthcare workers at Tampa General Hospital during the 2020 shutdown.

## CAREER HIGHS

LONGEST OUTING	RUNS ALLOWED
7.0, 8/7/21 at BAL	4, 3x-last 9/2/21 vs. BOS
STRIKEOUTS	HITS ALLOWED
8, 4x-last 9/2/21 vs. BOS	9, 7/27/21 vs. NYY
WALKS	WIN STREAK
3, 3x-last 7/27/21 vs. NYY	5G, 8/1/21 - 8/27/21
HR ALLOWED	LOSS STREAK
2, 2x-last 6/9/21 vs. WSH	2G, 2x-last 9/2/21 - 9/19/21



## CAREER PITCHING

YEAR	CLUB	W	L	ERA	G	GS	CG	SHO	SV	IP	H	R	ER	HR	HB	BB-I	SO	WP	BK
2018	GCL Rays	0	0	0.00	2	2	0	0	0	3.0	1	0	0	0	0	0-0	6	0	0
	Princeton	0	0	0.00	2	2	0	0	0	4.0	2	0	0	0	0	1-0	7	0	0
2019	Bowling Green	4	4	3.40	11	10	0	0	0	53.0	38	22	20	3	0	31-0	74	9	0
	Charlotte	6	1	1.46	9	8	0	0	0	49.1	33	11	8	1	1	8-0	59	3	0
	Montgomery	1	1	8.35	4	4	0	0	0	18.1	30	18	17	3	0	6-0	21	1	0
2020		Did Not Pitch																	
2021	<b>Tampa Bay</b>	<b>10</b>	<b>6</b>	<b>3.43</b>	<b>25</b>	<b>25</b>	<b>0</b>	<b>0</b>	<b>0</b>	<b>123.1</b>	<b>120</b>	<b>49</b>	<b>47</b>	<b>14</b>	<b>2</b>	<b>37-0</b>	<b>141</b>	<b>9</b>	<b>0</b>
<b>Minor League Totals</b>		<b>11</b>	<b>6</b>	<b>3.17</b>	<b>28</b>	<b>26</b>	<b>0</b>	<b>0</b>	<b>0</b>	<b>127.2</b>	<b>104</b>	<b>51</b>	<b>45</b>	<b>7</b>	<b>1</b>	<b>46-0</b>	<b>167</b>	<b>13</b>	<b>0</b>
<b>Major League Totals</b>		<b>10</b>	<b>6</b>	<b>3.43</b>	<b>25</b>	<b>25</b>	<b>0</b>	<b>0</b>	<b>0</b>	<b>123.1</b>	<b>120</b>	<b>49</b>	<b>47</b>	<b>14</b>	<b>2</b>	<b>37-0</b>	<b>141</b>	<b>9</b>	<b>0</b>

1: Selected by the Tampa Bay Rays in the first round (31st overall) of the 2018 Amateur Draft...signed by Brett Foley.

## CAREER FIELDING


YEAR	POSITION	PCT	G	PO	A	E	TC	DP
2021	Pitcher	1.000	25	1	14	0	15	0

## POSTSEASON PITCHING

YEAR	SERIES	CLUB	W	L	ERA	G	GS	CG	SHO	SV	IP	H	R	ER	HR	HB	BB-I	SO	WP	BK
2020	ALDS	TB vs. NYY	0	0	5.40	2	0	0	0	0	1.2	2	2	1	1	0	1-0	2	0	0
	ALCS	TB vs. HOU	0	0	16.20	1	0	0	0	0	1.2	5	3	3	1	0	1-0	2	0	0
	WS	TB vs. LAD	0	0	0.00	1	0	0	0	0	1.0	1	0	0	0	0	0-0	0	0	0
2021	ALDS	TB vs. BOS	1	0	7.94	2	1	0	0	0	5.2	10	5	5	1	0	1-0	3	0	0
<b>Postseason Totals</b>			<b>1</b>	<b>0</b>	<b>8.10</b>	<b>6</b>	<b>1</b>	<b>0</b>	<b>0</b>	<b>0</b>	<b>10.0</b>	<b>18</b>	<b>10</b>	<b>9</b>	<b>3</b>	<b>0</b>	<b>3-0</b>	<b>7</b>	<b>0</b>	<b>0</b>

## LEFT-RIGHT BREAKDOWN

	2021				CAREER			
	AVG	AB	H	HR	AVG	AB	H	HR
vs. Left	.294	92	27	2	.294	92	27	2
vs. Right	.242	384	93	12	.242	384	93	12




WILL VRAGOVIC / TAMPA BAY RAYS



49

LEFT-HANDED PITCHER

## BRENDAN McKAY



Brendan Joel McKay

BATS LEFT

THROWS LEFT

HEIGHT 6'2"

WEIGHT 230

OPENING DAY AGE 26

MAJOR LEAGUE SERVICE 56 days

BORN 12/18/95 in Beaver Falls, PA

RESIDES Tampa, FL

CONTRACT STATUS Signed through 2022

SIGNING SCOUT James Bonnici (Rays)

ACQUIRED Selected in the first round (fourth overall) of the 2017 Amateur Draft

## 2021 SEASON

- ◆ Made 4 starts over two rehab assignments with the Rookie-level FCL Rays, returning from left labrum surgery...joined Double-A Montgomery on Aug 6 and made 3 starts for the Biscuits before an elbow injury ended his season.
- ◆ Made 6 starts at designated hitter for Triple-A Durham while recovering from surgery.
- ◆ Underwent thoracic outlet syndrome decompression surgery on Nov 23, performed by Dr. Greg Pearl in Dallas.
- ◆ His rookie status is still intact entering 2022.

## CAREER HIGHLIGHTS

- ◆ In 2020, underwent left labrum surgery, performed by Dr. Neil ElAttrache in Los Angeles, on Aug 19 and missed the entire season.
- ◆ Ranked by *Baseball America* as the No. 7 prospect in the Rays system following the season...the publication also tabbed him as having the Best Control in the organization for a third consecutive year.
- ◆ In 2019, made 13 apps (11 starts) on the mound, a start at designated hitter and was used as a pinch-hitter three times in his first major league action...was with the Rays for five stints: June 29–July 5, July 13 (26th Man), July 19, July 31–Aug 19 and Sep 3 through the end of the season.
- ◆ Pitched to a 1.69 ERA (16-IP, 3-ER) through his first 3 starts, but after that went 1-4 with a 6.82 ERA (33-IP, 25-ER) in 10 apps (8 starts).
- ◆ Held left-handed batters to a .220/.250/.320 (11-for-50) line without a homer...righties hit .284/.344/.527 (42-for-148) with 8 HR, all coming over a stretch of 7 starts from July 5–Aug 19.

- ◆ Allowed 1 BB (or fewer) in each of his first 6 starts, passing Nathan Eovaldi (5) for the longest streak by a traditional starter beginning his Rays career.
- ◆ On June 29 vs. TEX, made his major league debut, retired his first 16 BF and only allowed 1 hit over six scoreless innings...it was the longest scoreless outing for a Ray making his major league debut, passing Scott Kazmir (5 IP) on Aug 23, 2004 at SEA...his outing tied SEA Ken Cloude on Aug 9, 1997 vs. CHW and CIN Wayne Simpson on April 9, 1970 at LAD for the 2nd-longest perfect game bid in a debut in the expansion era (since 1961)...the major league record is held by PIT Nick Kingham (6.2 IP) on April 29, 2018 vs. STL...Brendan's only hit allowed was a 1-out, 6th-inning single by Danny Santana that left the bat at 66.8 mph, according to Statcast.
- ◆ Was the second AL pitcher since Baseball Reference data is available (1901) to allow 2 baserunners (or fewer) in a scoreless start of 6 IP (or more) in his debut, following MIL Steve Woodard on July 28, 1997 vs. TOR (G1).
- ◆ Was the 6th-fastest in franchise history to make his major league debut as a Ray after being drafted by the club, according to the Elias Sports Bureau...he was also the fastest to do so in more than a decade, since David Price made his major league debut on Sep 14, 2008 at NYY after being selected No. 1 overall in the 2007 Amateur Draft.
- ◆ Became the fifth lefty to make his major league debut for the Rays as a starter, first since Blake Snell on April 23, 2016 at NYY...at 23 years, 193 days, was the youngest starting pitcher used by the Rays since Snell's debut (23.141).
- ◆ Was the seventh pitcher selected in the first round by the Rays to reach the majors with the club, joining Ryne Stanek (No. 29 in 2013), Blake Snell (No. 52 in 2011), David Price (No. 1 in 2007), Jeff Niemann





(No. 4 in 2004), Dewon Brazelton (No. 3 in 2001) and Jason Standridge (No. 31 in 1997).

- ◆ Was the first Rays college draft pick to make his debut for the club as a starter since Jeff Niemann on April 13, 2008 vs. BAL.
- ◆ On July 1 vs. BAL, appeared in his second game, batting eighth as the designated hitter...was the fourth player since 1913 to begin his career with a start as a pitcher and a non-pitcher within his first 2 games, according to Stats LLC...joined LAA Shohei Ohtani in 2018, WSH Syd Cohen in 1934 and STL/WSH Carl East from 1915-24.
- ◆ On July 5 vs. NYY, yielded a 1st-inning solo homer to Aaron Judge, his second batter faced, for the first run allowed in his career.
- ◆ On Aug 13 at SD, yielded 6 BB, the most by a Rays pitcher since Blake Snell (7) on June 19, 2018 at HOU...his 3 BB in the 1st inning alone matched his total from his first 6 starts combined.
- ◆ On Sep 15 at LAA, recorded his first career hit, a pinch-hit single off Ty Buttrey in the 8th inning.
- ◆ On Sep 22 vs. BOS, hit his first career homer, a pinch-hit, solo shot off the D-ring catwalk off Trevor Kelley in the 9th inning...was the third Ray to hit his first career homer as a pinch-hitter, joining Taylor Motter on May 17, 2016 at TOR and Tim Beckham on April 11, 2015 at MIA.
- ◆ Went 6-0 with a 1.10 ERA (73.2-IP, 9-ER) in 15 apps (13 starts) in the minors, including 3-0 with a 0.84 ERA (32-IP, 3-ER) in 7 apps (6 starts) with Durham...min. 70 IP, his 1.10 ERA ranked 2nd among all minor league pitchers.
- ◆ Was on Durham's 7-day IL from Aug 23-30 with left shoulder fatigue.
- ◆ Named the organization's Minor League Pitcher of the Month for both April and May.
- ◆ Recorded a scoreless streak of 29 IP spanning two levels, beginning on May 4 vs. Double-A Mobile and ending on June 3 vs. Triple-A Norfolk.
- ◆ Was on the AL roster for the SiriusXM All-Star Futures Game, but did not play due to his major league promotion.
- ◆ Ranked by *Baseball America* as the No. 14 overall prospect in the minors following the season...was the No. 2 prospect in the Rays system...named to *Baseball America's* Minor League All-Star Team.
- ◆ **POSTSEASON:** Did not allow an earned run in 3 apps in the ALDS against the Astros...in Game 1 at HOU, entered after José Altuve's homer off Tyler Glasnow...went single, double, strikeout and was charged two unearned runs.
- ◆ Split the 2018 season between Class-A Bowling Green and Class-A Charlotte, and made 2 starts

for the GCL Rays on a rehab assignment...went 5-2 with a 2.41 ERA (78.1-IP, 21-ER) in 19 apps (17 starts) between the three levels and tied for 6th among Rays minor leaguers with 103 SO.

- ◆ Hit .214/.368/.359 (41-for-192) with 6 HR.
- ◆ Was on Charlotte's injured list for a month with a right abdomen strain.
- ◆ Named the Rays Minor League Pitcher of the Month for April, going 1-0 with a 1.93 ERA (14-IP, 3-ER) and 24 SO in 4 starts.
- ◆ Named to the Rays Organizational All-Star Team by MLB.com.
- ◆ Ranked by *Baseball America* as the No. 47 overall prospect in the minors following the season...was the No. 3 prospect in the Rays system.
- ◆ In 2017, began his professional career with Short-A Hudson Valley, making 6 starts on the mound and batting .232 (29-for-125) with 4 HR.
- ◆ Ranked by *Baseball America* as the No. 39 overall prospect in the minors following the season...was the No. 3 prospect in the Rays system and the No. 1 prospect in the New York-Penn League...the publication also tabbed him as the Best Power Hitter in the organization.
- ◆ Ranked by MLB.com as the No. 1 first base prospect and No. 5 left-handed pitching prospect...he and Shohei Ohtani (Angels) became the first players since rankings began to be on two of its Top 10 position lists in the same offseason.

## AMATEUR CAREER

- ◆ Was the highest drafted player out of the University of Louisville in program history...is one of four players since *Baseball America's* first issue in 1981 to achieve postseason first team All-American status three times, which he did from 2015-17...joined Greg Swindell (Texas, 1984-86), Robin Ventura (Oklahoma, 1986-88) and Jason Varitek (Georgia Tech, 1992-94)...recently named the 2nd-most decorated All-American of the *Baseball America* era behind Ventura.
- ◆ Ranked by *Baseball America* as the No. 3 overall player in the 2017 Amateur Draft.
- ◆ Was the 2017 recipient of the Dick Howser Trophy—presented annually to the nation's top collegiate baseball player—and the Golden Spikes Award, which honors the top amateur baseball player in the United States...swept all seven major national player of the year awards as a junior, receiving the same honor from *Baseball America*, Collegiate Baseball, D1Baseball, Perfect Game and the American Baseball Coaches Association.



- ◆ Was a three-time winner of collegiate baseball's John Olerud Award, given to the nation's top two-way player.
- ◆ In No. 2 Louisville's 14-4 win on April 25, 2017 at Eastern Kentucky, finished with 4 HR and 9 RBI...homered in the 1st, 2nd and 4th innings, struck out in the 7th and completed the quadrfecta in the 9th...became the second player in Louisville history with a 4-HR game, joining Jim LaFontaine in 1976 against Western Kentucky.
- ◆ Previously selected by the Padres in the 34th round of the 2014 Amateur Draft out of Blackhawk (Pa.) High School, but did not sign... combined for 72.1 consecutive scoreless innings over his final two seasons there, the 2nd-longest streak in recorded U.S. high school history.

## PERSONAL & MISC.

- ◆ When he was young, Brendan would call his father, Bruce, on his way home from work several times a week to ask him to go to a local field and take batting practice...he'd hit every ball in the bucket, then the two would pick them up and do it again.
- ◆ Brendan's parents bought a gently-used Saturn sedan to travel to his baseball commitments when he was young...when they got rid of it, it had close to 200,000 miles racked up with routine trips from western Pennsylvania to tournaments in North Carolina and South Carolina and 1,000-mile round trips to Louisville when Brendan's Cardinals were at home...he bought them a new car after he was drafted.

## CAREER HIGHS

### LONGEST OUTING

6.0, 6/29/19 vs. TEX

### LONGEST RELIEF OUTING

1.2, 9/24/19 vs. NYY

### STRIKEOUTS

8, 8/7/19 vs. TOR

### WALKS

6, 8/13/19 at SD

### HR ALLOWED

2, 3x-last 8/19/19 vs. SEA

### RUNS ALLOWED

7, 8/19/19 vs. SEA

### HITS ALLOWED

10, 7/19/19 vs. CHW

### LOSS STREAK

3G, 8/7/19 - Current



WILL VRAGOVIC / TAMPA BAY RAYS



## CAREER PITCHING

YEAR	CLUB	W	L	ERA	G	GS	CG	SHO	SV	IP	H	R	ER	HR	HB	BB-I	SO	WP	BK
2017	Hudson Valley	1	0	1.80	6	6	0	0	0	20.0	10	4	4	3	0	5-0	21	1	0
2018	Bowling Green	2	0	1.09	6	6	0	0	0	24.2	8	3	3	1	0	2-0	40	0	0
	Charlotte	3	2	3.21	11	9	0	0	0	47.2	45	18	17	2	1	11-0	54	0	0
	GCL Rays	0	0	1.50	2	2	0	0	0	6.0	2	1	1	0	0	1-0	9	0	0
2019	Montgomery	3	0	1.30	8	7	0	0	0	41.2	25	6	6	2	1	9-0	62	3	0
	Durham	3	0	0.84	7	6	0	0	0	32.0	17	4	3	1	2	9-0	40	0	0
	<b>Tampa Bay</b>	<b>2</b>	<b>4</b>	<b>5.14</b>	<b>13</b>	<b>11</b>	<b>0</b>	<b>0</b>	<b>0</b>	<b>49.0</b>	<b>53</b>	<b>32</b>	<b>28</b>	<b>8</b>	<b>0</b>	<b>16-0</b>	<b>56</b>	<b>0</b>	<b>0</b>
2020										Injured-Did Not Pitch									
2021	FCL Rays	0	0	1.59	4	4	0	0	0	5.2	5	2	1	1	0	1-0	5	0	0
	Montgomery	0	2	12.86	3	3	0	0	0	7.0	10	10	10	5	0	4-0	8	3	0
	<b>Minor League Totals</b>	<b>12</b>	<b>4</b>	<b>2.19</b>	<b>47</b>	<b>43</b>	<b>0</b>	<b>0</b>	<b>0</b>	<b>184.2</b>	<b>122</b>	<b>48</b>	<b>45</b>	<b>15</b>	<b>4</b>	<b>42-0</b>	<b>239</b>	<b>7</b>	<b>0</b>
	<b>Major League Totals</b>	<b>2</b>	<b>4</b>	<b>5.14</b>	<b>13</b>	<b>11</b>	<b>0</b>	<b>0</b>	<b>0</b>	<b>49.0</b>	<b>53</b>	<b>32</b>	<b>28</b>	<b>8</b>	<b>0</b>	<b>16-0</b>	<b>56</b>	<b>0</b>	<b>0</b>

## CAREER BATTING

YEAR	CLUB	AVG	G	AB	R	H	2B	3B	HR	RBI	SH	SF	HB	BB-I	SO	SB	CS	GDP	OBP	SLG
2017	Hudson Valley	.232	36	125	16	29	4	1	4	22	0	1	2	21-0	33	2	0	1	.349	.376
2018	Bowling Green	.254	21	63	12	16	2	0	1	16	0	0	0	28-2	13	0	0	6	.484	.333
	Charlotte	.210	32	119	19	25	6	1	5	21	0	1	3	16-0	38	0	0	2	.317	.403
	GCL Rays	.000	3	10	1	0	0	0	0	2	0	1	1	0-0	1	0	0	0	.083	.000
2019	Montgomery	.167	23	78	8	13	2	0	0	8	0	2	3	7-0	27	0	1	1	.256	.192
	Durham	.239	20	67	11	16	2	0	5	11	0	0	1	10-0	24	1	0	1	.346	.493
	<b>Tampa Bay</b>	<b>.200</b>	<b>7</b>	<b>10</b>	<b>2</b>	<b>2</b>	<b>0</b>	<b>0</b>	<b>1</b>	<b>1</b>	<b>0</b>	<b>0</b>	<b>0</b>	<b>1-0</b>	<b>2</b>	<b>0</b>	<b>0</b>	<b>1</b>	<b>.273</b>	<b>.500</b>
2020										Injured-Did Not Play										
2021	Durham	.091	6	22	1	2	0	0	0	1	0	0	0	3-0	8	0	0	0	.200	.091
	<b>Minor League Totals</b>	<b>.209</b>	<b>141</b>	<b>484</b>	<b>68</b>	<b>101</b>	<b>16</b>	<b>2</b>	<b>15</b>	<b>81</b>	<b>0</b>	<b>5</b>	<b>10</b>	<b>85-2</b>	<b>144</b>	<b>3</b>	<b>1</b>	<b>11</b>	<b>.336</b>	<b>.343</b>
	<b>Major League Totals</b>	<b>.200</b>	<b>18</b>	<b>10</b>	<b>2</b>	<b>2</b>	<b>0</b>	<b>0</b>	<b>1</b>	<b>1</b>	<b>0</b>	<b>0</b>	<b>0</b>	<b>1-0</b>	<b>2</b>	<b>0</b>	<b>0</b>	<b>1</b>	<b>.273</b>	<b>.500</b>

1: Selected by the Tampa Bay Rays in the first round (fourth overall) of the 2017 Amateur Draft...signed by James Bonnici.

## CAREER FIELDING

YEAR	POSITION	PCT	G	PO	A	E	TC	DP
2019	Pitcher	1.000	13	2	4	0	6	0

## POSTSEASON PITCHING

YEAR	SERIES	CLUB	W	L	ERA	G	GS	CG	SHO	SV	IP	H	R	ER	HR	HB	BB-I	SO	WP	BK
2019	ALDS	TB vs. HOU	0	0	0.00	3	0	0	0	0	1.1	2	2	0	0	0	0-0	2	0	0

## LEFT-RIGHT BREAKDOWN > PITCHING

	2019				CAREER			
	AVG	AB	H	HR	AVG	AB	H	HR
vs. Left	.220	50	11	0	.220	50	11	0
vs. Right	.284	148	42	8	.284	148	42	8

## LEFT-RIGHT BREAKDOWN > BATTING

	2019					CAREER				
	AVG	AB	H	HR	RBI	AVG	AB	H	HR	RBI
vs. Left	.000	1	0	0	0	.000	1	0	0	0
vs. Right	.222	9	2	1	1	.222	9	2	1	1



17

OUTFIELDER

# AUSTIN MEADOWS

Austin Wade Meadows



BATS LEFT

THROWS LEFT

HEIGHT 6'3"

WEIGHT 220

OPENING DAY AGE 26

MAJOR LEAGUE SERVICE 3 years, 74 days

BORN 5/3/95 in Atlanta, GA

RESIDES Apollo Beach, FL

CONTRACT STATUS Signed through 2022

SIGNING SCOUT Jerry Jordan (Pirates)

ACQUIRED From the Pittsburgh Pirates along with RH Tyler Glasnow and a player to be named (RH Shane Baz) in exchange for RH Chris Archer, 7/31/18

## 2021 SEASON

- ◆ His 106 RBI ranked 7th in the AL and tied for 5th in club history, and were the most by a Ray since Evan Longoria (113) in 2009...became the sixth player (11th time) in club history with 100 RBI.
- ◆ Led the majors with 19 game-winning RBI, which was a club record ahead of Evan Longoria (16) in 2011...tied for 3rd in the majors with 29 go-ahead RBI behind SEA Kyle Seager (32) and OAK Matt Olson (31)...tied Fred McGriff in 2000 for the most in a season in franchise history.
- ◆ His .234 avg. was 2nd-lowest in club history for a 100-RBI season (Carlos Peña, .227 in 2009).
- ◆ His 24 RBI in the 1st inning ranked 2nd in the AL behind KC Salvador Perez (28)...his 40 RBI in the 7th inning or later tied TOR Marcus Semien for 2nd in the majors behind SEA Mitch Haniger (45).
- ◆ Hit .299 (40-for-134) with RISP, compared to a .211 avg. (81-for-384) in all other situations...min. 100 AB, led the team in avg. with RISP.
- ◆ Had a .576 SLG in wins and a .264 SLG in losses.
- ◆ Totaled 27 HR, including 24 HR vs. RHP...two of his 3 HR off lefties came in September.
- ◆ Made his second Opening Day active roster, both starts (1-LF, 1-RF).
- ◆ On Opening Day at MIA, homered off Yimi García in the 8th inning for the only run of a 1-0 win...has homered in both career Opening Day starts, including a leadoff homer off Justin Verlander in 2019 before opening the 2020 season on the COVID-19 Related IL...became the fourth player with multiple Opening Day homers for the Rays, joining Evan Longoria (4), Gerald Williams (2) and Ben Zobrist (2).
- ◆ On May 4 at LAA, recorded a career-high 5 RBI with a RBI groundout and the second multi-HR

game of his career, following April 12, 2019 at TOR...became the first Ray to reach 2 HR and 5 RBI since Eric Sogard on Aug 3, 2019 vs. MIA...it was the second time in club history a player hit multiple homers off the same reliever in a single game, joining B.J. Upton on Sep 9, 2012 vs. TEX.

- ◆ On May 29 vs. PHI, hit a 2-run homer off Zack Wheeler in the 1st inning and a go-ahead single on an 0-2 pitch off José Alvarado in the 8th.
- ◆ On July 18 at ATL, entered as a pinch-hitter in the 5th inning and hit a sacrifice fly in each of the 5th and 7th, the first Ray with two in the same game since Evan Longoria (2) on Aug 29, 2016 at BOS...he became the first player in franchise history to enter off the bench and record a pair of sacrifice flies and was the first player in the majors to achieve that since BOS Bobby Kielty on Aug 24, 2007 at CHW (G1).
- ◆ On July 21 vs. BAL, hit a 2-run, walk-off single with 2 outs in the 9th inning, the first walk-off hit of his career...became the fourth Ray to deliver a walk-off hit with the team down to its final strike, joining Carl Crawford on March 31, 2003 vs. BOS, Andy Sheets on Aug 15, 2002 vs. CLE and Randy Winn on May 11, 2002 vs. BAL.
- ◆ On July 22 at CLE, hit a go-ahead single off Bryan Shaw in an 0-2 count in the 10th inning...became the second player in Rays history with go-ahead hits in the 9th inning (or later) of back-to-back games, according to the Elias Sports Bureau, joining Gerald Williams from July 30-Aug 1, 2000 at KC, vs. CLE.
- ◆ Had two multi-HR efforts within a span of six days, on July 24 at CLE and July 29 vs. NYY.
- ◆ On Aug 19 vs. BAL, was the first in club history with two bases-loaded walks in the same game.



- ◆ On Sep 6 at BOS, hit a game-tying, inside-the-park homer leading off the 9th inning, the first of his career...it was the third time the Rays hit an inside-the-park homer at Fenway Park, following Denard Span in 2018 and Kevin Kiermaier in 2014...it was the majors' first game-tying, inside-the-park homer in the 9th inning (or later) since KC Mark Teahen on May 27, 2008 vs. MIN (9th).
- ◆ **POSTSEASON:** Hit .222 (2-for-9) in 3 games (2 starts) in the ALDS against the Red Sox, with both hits coming in Game 3...hit a 2-run homer off Nathan Eovaldi in the 1st inning, his third career postseason homer...doubled in the 8th and replaced by pinch-runner Manuel Margot, who came around to score the game-tying run.

## CAREER HIGHLIGHTS

- ◆ In 2020, began the season on the COVID-19 Related IL and was reinstated on Aug 4...placed on the 10-day IL (left oblique strain) on Sep 18 and missed the rest of the regular season.
- ◆ Saw his season avg. drop from .244 to .205 over his 14 games (13 starts) in September...hit .140 (7-for-50) with 23 SO during the month.
- ◆ In his season debut on Aug 4 vs. BOS, recorded a pair of hits, including a RBI triple.
- ◆ On Sep 10 vs. BOS, snapped a career-long 0-for-18 skid with a RBI double in the 5th inning.
- ◆ On Sep 12 vs. BOS, hit the fifth leadoff homer of his career and it came on a 99.6 mph pitch—the highest velocity to end in a Rays homer since Statcast data is available (2015)...in the 2020 postseason, Mike Brosseau homered on a 100.2 mph fastball from Aroldis Chapman to give the Rays a lead in Game 5 of the ALDS vs. NYY.
- ◆ **POSTSEASON:** Hit .137 (7-for-51) with 2 HR and 2 RBI in 16 games (11 starts)...returned from a left oblique strain for the start of the ALDS.
- ◆ In Game 5 of the ALDS vs. NYY, hit a game-tying, solo homer off Gerrit Cole in the 5th inning, the seventh game-tying postseason homer in club history and first in a "winner take all" game...it was the third game-tying homer when facing elimination, joining Evan Longoria in Game 3 of the 2013 ALDS vs. BOS and Rocco Baldelli in Game 5 of the 2008 World Series at PHI.
- ◆ In 2019, in his first full season as a Ray, was named co-winner of the Don Zimmer Award as the club's Most Valuable Player along with Charlie Morton, the first tie in the award's 22-year history...the award was chosen by the Tampa Bay Chapter of the BBWAA...led the team with 83 runs, 33 HR, 89 RBI, a .291 avg. and

a .558 SLG...was also selected via Player Balloting to the AL All-Star Team, the first of his career.

- ◆ Ranked among AL leaders in triples (7, tied for 5th), slugging pct. (.558, 6th) and OPS (.922, 8th).
- ◆ Became the 10th player in franchise history with a 30-HR season, and the 2nd-youngest to do it behind 23-year-old Evan Longoria (33) in 2009...his 33 HR were the 2nd-most in the AL by a player age-24 or younger, behind NYY Gleyber Torres (38)...his 33 HR were the 2nd-most by a Rays outfielder (min. 50 pct. of games there) behind Aubrey Huff (34) in 2003.
- ◆ Twenty of his 33 HR came against AL East opponents, including 8 HR against the Blue Jays...it was the most in Rays history against Toronto.
- ◆ Led the AL in avg. through June 10 (.341)...was the fourth player in franchise history to lead the AL batting race into the month of June (or later)...he joined Corey Dickerson in 2017 (led the AL with a .330 avg. through June 26), Jason Bartlett in 2009 (.373 through June 6) and Matt Joyce in 2011 (.364 through June 2).
- ◆ Named AL Player of the Month for September after batting .378/.472/.744 (34-for-90) with 24 runs, 6 2B, 9 HR, 20 RBI and 15 BB...ranked 2nd in the AL in avg., on-base pct., slugging pct. and runs, tied for 4th in homers and tied for 7th in RBI...became the third Ray to win AL Player of the Month, joining B.J. Upton (June 2009) and Evan Longoria (April 2009)...min. 50 AB, his .378 avg. was the best in club history for September, passing Carl Crawford (.376) in 2010.
- ◆ Homered in three consecutive games on four different occasions: April 9-12 at CHW/TOR, May 26-28 at CLE, vs. TOR, July 14-18 at BAL/NYY and July 31-Aug 3 at BOS, vs. MIA...became the first player in franchise history with four separate instances of this in a single season.
- ◆ Appeared in 138 games and made 129 starts (54-RF, 43-DH, 32-LF)...started at leadoff 53 times, batting .307 (66-for-215) with 13 HR there.
- ◆ His 9 HR against left-handed pitchers were the most by a Rays left-handed hitter since Carlos Peña's club-record 12 in 2009.
- ◆ On Opening Day vs. HOU, started in right field and hit leadoff...hit the fourth pitch thrown by Justin Verlander out to left-center for his first career leadoff homer...it was the second time in franchise history there was a leadoff homer on Opening Day, following Gerald Williams on April 3, 2000 at MIN (off Brad Radke).
- ◆ Named AL Player of the Week for April 8-14, the first Ray to win it since Steven Souza Jr. from April 17-23, 2017...hit .545/.630/1.182 (12-for-22)



with 2 2B, 4 HR and 12 RBI in 6 games (5 starts)... led the AL in avg., on-base pct., slugging pct. and RBI, tied for 1st in hits and ranked 3rd in homers.

- Homered in three consecutive games from April 9-12 at CHW/TOR...was the second player in franchise history with at least 3 hits and 1 HR in three consecutive games, joining Evan Longoria from June 25-27, 2008 at FLA/PIT...finished this stretch with 10 hits, 4 HR and 9 RBI—the first leadoff hitter to reach all those numbers in a 3-game span since RBI became an official stat in 1920, according to Stats LLC.
- On April 9 at CHW, became the first Ray with at least 4 hits and 4 RBI in a single game since Steven Souza Jr. on April 6, 2016 vs. TOR...at the time, became the second player in franchise history to do that from the leadoff spot, joining B.J. Upton on June 21, 2009 at NYM.
- On April 12 at TOR, hit solo homers in the 1st and 3rd innings for the first multi-HR game of his career...his second homer was the 21st to reach the 500 Level at Rogers Centre since it opened in 1989 and fourth by a left-handed hitter—until Brandon Lowe did it later in the inning...they were the second and third Rays to hit one there, joining José Canseco on April 12, 1999.
- Was on the 10-day IL from April 21–May 9 due to a right thumb sprain.
- On May 18 at NYY, hit a go-ahead solo homer in the 11th inning off Luis Cessa, his first career extra-inning homer...was the second time in franchise history the Rays hit an extra-inning homer at Yankee Stadium, following Carlos Peña on May 6, 2009 (10th inning off Phil Coke).
- Recorded 7 hits, 2 HR and 6 RBI over 2 games from May 26-27 at CLE, vs. TOR...according to Stats LLC, the only other times in club history a player matched those numbers over a 2-game span were Meadows from April 9-10 at CHW and Ben Zobrist on April 28, 2011 at MIN (DH).
- On May 31 vs. MIN, recorded the 12th steal of home in franchise history in the 3rd inning as part of a double steal with Willy Adames.
- On July 14 at BAL, homered off Tom Eshelman in the 3rd inning to snap his homerless drought at 143 AB...his homer was the fourth by a Ray to land on Eutaw Street, joining Logan Morrison on July 1, 2017, Aubrey Huff on Aug 21, 2003 and Ben Grieve on Aug 20, 2002.
- On July 18 at NYY (G1), was the front end of back-to-back homers with Yandy Díaz to lead off the game, his fourth career leadoff homer...it was the second time in club history the Rays hit back-to-back homers to lead off the 1st inning.
- On Aug 23 at BAL, tied a career high at the time with 4 RBI, all coming on the first grand slam of his career, off Ty Blach in the 2nd inning.
- Went on a career-high 16-game hitting streak from Sep 1-18, the longest by a Ray since Tommy Pham (17) from Aug 21–Sep 14, 2018...hit .407 (24-for-59) with 8 HR and 19 RBI during the streak.
- Named AL Player of the Week for Sep 2-8, becoming the third in club history to earn multiple Player of the Week honors in one season, joining James Shields (2) in 2011 and Evan Longoria (3) in 2009...hit .522/.593/1.130 (12-for-23) with 2 2B, 4 HR and 8 RBI in 7 games (6 starts)...led the AL in avg., on-base pct., slugging pct. and total bases (.26), tied for 1st in hits, homers and runs (9) and tied for 2nd in RBI.
- On Sep 18 at LAD, hit a go-ahead, solo homer in the 11th inning, the second extra-inning homer of his career...became the fifth Ray all-time with multiple extra-inning homers in a season, and the first visiting player in major league history to homer in extra innings at both Yankee Stadium and Dodger Stadium in the same season...was the first visiting player to homer in extras at both venues spanning an entire career since Joe Carter (1990 at LAD, 1994 at NYY).
- **ALL-STAR GAME:** Selected to the All-Star Game as a result of the Player Balloting, his first career selection in his first full season in the majors...at 24 years, 2 months, became the club's youngest All-Star since Matt Moore (24 years, 0 months) in 2013 and youngest position player since Evan Longoria (23 years, 9 months) in 2009.
- Finished 4th among AL outfielders in the Primary Round of All-Star Game voting, behind LAA Mike Trout, HOU George Springer and HOU Michael Brantley...advanced to the Starters Election, but finished 8th among the nine AL outfielders in that stage.
- Entered the All-Star Game in the 4th inning as a defensive replacement and played two innings in left field and one inning in right...grounded out to first base in his only at-bat.
- **POSTSEASON:** Started all 6 games (5-LF, 1-RF) but hit only .130 (3-for-23) with 2 2B and 3 RBI...in Game 3 of the ALDS vs. HOU, hit a 2-run double off Wade Miley in the 4th inning.
- Acquired from the Pirates on July 31, 2018 as part of the Chris Archer trade and totaled 59 games (40 starts) in the majors.
- Appeared in 49 games and made 35 starts over two stints with the Pirates, his first career major league action...according to the Elias Sports Bureau, became the fifth player to debut in the expansion era (since 1961) to hit .400 with 4 HR



within his first 40 AB, joining Albert Pujols, Jeff Francoeur, Brian Giles and Yasiel Puig.

- ◆ Named NL Rookie of the Month for May despite playing in only 13 games (11 starts) following his May 18 recall...hit .409/.426/.795 (18-for-44) with 3 2B, 1 3B, 4 HR and 7 RBI...became the first Pirate to receive the honor since Jung Ho Kang in July 2015...from the date of his debut through the end of the month, led NL rookies in avg., on-base pct. and slugging pct., tied for 2nd in home runs and ranked 3rd in RBI.
- ◆ On May 18 vs. SD, made his major league debut and went 2-for-4...his first career hit was a 4th-inning single off Tyson Ross.
- ◆ On May 20 vs. SD, hit his first career homer, a 2-run shot off Jordan Lyles in the 6th inning.
- ◆ Joined Triple-A Durham after the trade and from Aug 1 through the end of the Triple-A season, led the International League with 10 HR...recorded a 2-HR game on Aug 11 vs. Scranton and a 3-HR game on Aug 29 at Charlotte.
- ◆ Recalled from Durham on Sep 20 and appeared in 10 games for the Rays.
- ◆ On Sep 21 at TOR, in his second game with the Rays, became the third player in club history to record 3 hits in a game he didn't start, following Sam Fuld on Aug 28, 2012 at TEX and Aaron Ledesma on Aug 29, 1998 vs. DET (G1)...was the first Ray with 3 hits and 3 RBI off the bench.
- ◆ On Sep 29 vs. TOR, homered off Ryan Borucki in the 7th inning, giving the Rays a 3-2 lead in the 4-3 win...was his first homer with the Rays and snapped a 43-game homerless drought.
- ◆ In **2017**, was limited to 81 games due to hamstring and oblique injuries...was his third different season shortened by a hamstring injury.
- ◆ Ranked by *Baseball America* as the No. 44 overall prospect in the minors following the season...was the No. 2 prospect in the Pirates system...the publication also tabbed him as the Best Athlete and for having the Best Strike-Zone Judgment in the organization.
- ◆ Started the **2016** season with Double-A Altoona, making his season debut on April 25 and earning a June 18 promotion to Triple-A Indianapolis...including a rehab assignment with Short-A West Virginia, hit .266/.333/.536 (82-for-308) with 25 2B, 11 3B, 12 HR and 47 RBI in 87 games.
- ◆ Established an Altoona-record 24-game hitting streak before his promotion...hit safely in his first 2 games at the Triple-A level to extend his hitting streak to 26 games, the longest for a Pirates minor leaguer since 2009.

- ◆ Placed on the Triple-A injured list on July 1 with a right hamstring injury...the injury forced him to miss the Futures Game at Petco Park.
- ◆ Missed the start of the season due to an orbital fracture in his right eye...was hit in the face with a baseball while playing catch during spring training...also missed time late in the season with an oblique strain.
- ◆ Named to the Pirates Organizational All-Star Team by MLB.com.
- ◆ Ranked by *Baseball America* as the No. 6 overall prospect in the minors following the season...was the No. 1 prospect in the Pirates system.
- ◆ Spent most of the **2015** season with Class-A Bradenton, with a Sep 2 promotion to Altoona...led the Florida State league with 156 hits and 207 total bases, ranked 3rd with a .307 avg. and 72 runs and 5th with a .357 OBP.
- ◆ Named to the FSL midseason and postseason All-Star teams.
- ◆ Named to the Pirates Organizational All-Star Team by MLB.com.
- ◆ Played 16 games for the Glendale Desert Dogs in the Arizona Fall League...named to the AFL Rising Stars Game, where he hit a 2-run homer off Tigers prospect Adam Ravenelle.
- ◆ Ranked by *Baseball America* as the No. 22 overall prospect in the minors following the season...was the No. 2 prospect in the Pirates system.
- ◆ Missed most of the **2014** season with a hamstring injury, sustained in a baserunning drill in Pirates spring training as a non-roster invite...began a rehab assignment on June 30 and debuted for Class-A West Virginia on July 12.
- ◆ Ranked by *Baseball America* as the No. 41 overall prospect in the minors following the season...was the No. 3 prospect in the Pirates system.
- ◆ In **2013**, ranked among Gulf Coast League leaders in slugging pct. (.519, 3rd) extra-base hits (21, tied for 3rd) and total bases (83, 5th)...named to the league's postseason All-Star Team.
- ◆ Ranked by *Baseball America* as the No. 49 overall prospect in the minors following the season...was the No. 4 prospect in the Pirates system...the publication also tabbed him as having the Best Strike-Zone Judgment in the organization.

## AMATEUR CAREER

- ◆ Selected by the Pirates in the first round (ninth overall) of the 2013 Amateur Draft out of Grayson (Ga.) High School...was the compensation pick the club received for failing to sign Stanford's Mark Appel the year prior.



- ♦ Hit .535 with 14 2B, 4 HR and 28 RBI as a senior... ranked by *Baseball America* as the No. 5 overall player and No. 3 position player in the draft.
- ♦ Also played football in high school as a running back, linebacker and punter.
- ♦ Helped his team win gold and earned All-Tournament recognition at the International Baseball Federation's 16U World Youth Championships in Mexico in 2011.
- ♦ Committed to Clemson University before signing with the Pirates.

## PERSONAL & MISC.

- ♦ He loves to fish, and the biggest fish he has ever caught was in Florida: an 80-pound tarpon that took an hour to reel in...when Austin and his wife, Alexis, got married in 2018, their cake was decorated to look like a fish leaping out of the water...the cake read: "To my Catch of a Lifetime."
- ♦ His brother, Parker, is an outfielder selected by the Tigers in the second round of the 2018 Amateur Draft...four and a half years younger, Parker is two inches taller than Austin...Austin was able to watch Parker's selection on television...as kids, Austin broke Parker's collar bone on a trampoline bouncing him over the gate...the two work out together in the offseason.
- ♦ Austin and Parker both wore No. 16 for the Grayson High School baseball team...the Rams jointly honored the brothers' success by retiring their number at a ceremony on the field in 2019...the school commemorated the moment by unveiling a sign shaped like a jersey, bearing their shared name and number.
- ♦ Austin's dad, Kenny, played football and baseball at Morehead State, earning first team All-Ohio Valley Conference honors as a third baseman...his mother, Staci, played softball for Georgia Southern and then Georgia State.
- ♦ Austin grew up rooting for Atlanta sports teams, especially the Braves, and calls Chipper Jones his favorite player.

## CAREER HIGHS

HITS	RUNS
4, 2x-last 5/26/19 at CLE	3, 3x-last 7/29/21 vs. NYY
HITTING STREAK	WALKS
16G, 9/1/19 - 9/18/19	3, 2x-last 5/30/21 vs. PHI
HOME RUNS	STRIKEOUTS
2, 4x-last 7/29/21 vs. NYY	4, 3x-last 6/9/21 vs. WSH
RBI	STOLEN BASES
5, 3x-last 7/29/21 vs. NYY	1, 23x-last 9/17/21 vs. DET

## HOME RUN HIGHLIGHTS

### GRAND SLAMS (1)

8/23/19 at BAL (Ty Blach)

### MULTI-HR GAMES (4)

2 - 7/29/21 vs. NYY; 7/24/21 at CLE; 5/4/21 at LAA; 4/12/19 at TOR

### LEADOFF (5)

9/12/20 vs. BOS (Nathan Eovaldi); 7/18/19 (G1) at NYY (Domingo Germán); 5/26/19 at CLE (Trevor Bauer); 4/12/19 at TOR (Trent Thornton); 3/28/19 vs. HOU (Justin Verlander)

### INSIDE-THE-PARK (1)

9/6/21 at BOS (Garrett Whitlock)





## CAREER BATTING

YEAR	CLUB	AVG	G	AB	R	H	2B	3B	HR	RBI	SH	SF	HB	BB-I	SO	SB	CS	GDP	OBP	SLG
2013	GCL Pirates	.294	43	160	29	47	11	5	5	20	1	0	4	24-0	42	3	2	3	.399	.519
	Jamestown	.529	5	17	8	9	0	0	2	2	0	0	0	5-0	4	0	0	0	.636	.882
2014	GCL Pirates	1.000	2	4	1	4	2	1	0	1	0	0	0	2-0	0	0	0	0	1.000	2.000
	Bristol	.071	5	14	2	1	0	0	0	0	0	0	0	3-0	3	0	0	1	.235	.071
	West Virginia	.322	38	146	18	47	13	1	3	15	0	2	3	14-0	30	2	3	3	.388	.486
2015	Bradenton	.307	121	508	72	156	22	4	7	54	4	3	0	41-1	79	20	7	3	.357	.407
	Altoona	.360	6	25	5	9	2	3	0	1	0	0	1	2-0	5	1	0	0	.429	.680
2016	Altoona	.311	45	167	33	52	16	8	6	23	1	5	1	16-1	32	9	3	1	.365	.611
	Indianapolis	.214	37	126	16	27	7	3	6	24	0	3	1	15-0	34	8	2	0	.297	.460
	West Virginia	.200	5	15	0	3	2	0	0	0	0	0	0	2-0	1	0	0	0	.294	.333
2017	Indianapolis	.250	72	284	48	71	19	0	4	36	0	2	2	24-2	50	11	3	2	.311	.359
	GCL Pirates	.538	4	13	3	7	2	1	1	7	0	0	0	1-0	2	0	0	0	.571	1.077
	West Virginia	.238	5	21	2	5	1	0	0	3	0	0	0	3-0	3	0	0	0	.333	.286
2018	Indianapolis	.279	42	165	27	46	13	0	2	21	3	1	1	9-0	24	11	1	1	.318	.394
	Pittsburgh	.292	49	154	16	45	8	2	5	13	0	2	1	8-2	35	4	1	1	.327	.468
	Durham	.344	27	96	19	33	11	0	10	22	0	1	1	8-0	13	1	1	1	.396	.771
	Tampa Bay	.250	10	24	3	6	1	0	1	4	0	0	0	2-0	5	1	0	0	.308	.417
2019	Tampa Bay	.291	138	530	83	154	29	7	33	89	0	0	7	54-6	131	12	7	3	.364	.558
2020	Tampa Bay	.205	36	132	19	27	8	1	4	13	0	2	1	17-0	50	2	1	0	.296	.371
2021	Tampa Bay	.234	142	518	79	121	29	3	27	106	0	8	6	59-3	122	4	3	4	.315	.458
Minor League Totals		.294	457	1761	283	517	121	26	46	229	9	17	14	169-4	322	66	22	16	.357	.470
Rays Totals		.256	326	1204	184	308	67	11	65	212	0	10	14	132-9	308	19	11	7	.334	.492
Major League Totals		.260	375	1358	200	353	75	13	70	225	0	12	15	140-11	343	23	12	8	.333	.489

1: Selected by the Pittsburgh Pirates in the first round (ninth overall) of the 2013 Amateur Draft...signed by Jerry Jordan. 2: Acquired by the Tampa Bay Rays from Pittsburgh along with RH Tyler Glasnow and a player to be named (RH Shane Baz) in exchange for RH Chris Archer, July 31, 2018.

## CAREER FIELDING

YEAR	POSITION	PCT	G	PO	A	E	TC	DP
2018	Right Field	1.000	20	21	1	0	22	0
	Center Field	.950	15	38	0	2	40	0
	Left Field	1.000	13	22	0	0	22	0
2019	Right Field	.989	57	92	0	1	93	0
	Left Field	.983	34	57	2	1	60	1
	Center Field	1.000	3	3	0	0	3	0
2020	Left Field	1.000	23	32	0	0	32	0
	Right Field	1.000	4	6	0	0	6	0
2021	Left Field	.991	78	100	5	1	106	0
	Right Field	.500	1	1	0	1	2	0
Totals	Left Field	.991	148	211	7	2	220	1
	Right Field	.984	82	120	1	2	123	0
	Center Field	.953	18	41	0	2	43	0



## ALL-STAR GAME BATTING

YEAR	CLUB	AVG	G	AB	R	H	2B	3B	HR	RBI	SH	SF	HB	BB-I	SO	SB	CS	GDP	OBP	SLG
2019	AL, Cleveland	.000	1	1	0	0	0	0	0	0	0	0	0	0-0	0	0	0	0	.000	.000

## POSTSEASON BATTING

YEAR	SERIES	CLUB	AVG	G	AB	R	H	2B	3B	HR	RBI	SH	SF	HB	BB-I	SO	SB	CS	GDP	OBP	SLG
2019	ALWC	TB vs. OAK	.000	1	3	0	0	0	0	0	0	0	0	0	1-0	2	0	0	0	.250	.000
	ALDS	TB vs. HOU	.150	5	20	2	3	2	0	0	3	0	0	0	2-0	8	0	0	1	.227	.250
2020	ALDS	TB vs. NYY	.154	4	13	2	2	0	0	2	2	0	0	0	1-0	6	0	0	0	.214	.615
	ALCS	TB vs. HOU	.091	6	22	1	2	0	0	0	0	0	0	0	1-0	6	0	0	0	.130	.091
	WS	TB vs. LAD	.188	6	16	1	3	0	0	0	0	0	0	0	0-0	6	0	0	0	.188	.188
2021	ALDS	TB vs. BOS	.222	3	9	1	2	1	0	1	3	0	0	0	0-0	2	0	0	0	.222	.667
<b>Postseason Totals</b>			<b>.145</b>	<b>25</b>	<b>83</b>	<b>7</b>	<b>12</b>	<b>3</b>	<b>0</b>	<b>3</b>	<b>8</b>	<b>0</b>	<b>0</b>	<b>0</b>	<b>5-0</b>	<b>30</b>	<b>0</b>	<b>0</b>	<b>1</b>	<b>.193</b>	<b>.289</b>

## LEFT-RIGHT BREAKDOWN

	2021					CAREER				
	AVG	AB	H	HR	RBI	AVG	AB	H	HR	RBI
vs. Left	.198	167	33	3	25	.237	434	103	16	71
vs. Right	.251	351	88	24	81	.271	924	250	54	154



TYLER SCHANK / TAMPA BAY RAYS



21

CATCHER

# FRANCISCO MEJÍA

Francisco José Mejía (meh-HE-uh)



BATS **SWITCH**

THROWS **RIGHT**

HEIGHT **5'8"**

WEIGHT **185**

OPENING DAY AGE **26**

MAJOR LEAGUE SERVICE **3 years, 62 days**

BORN **10/27/95** in **Bani, DR**

RESIDES **Santo Domingo, DR**

CONTRACT STATUS **Signed through 2022**

SIGNING SCOUT **Ramon Peña and Felix Nivar (Cleveland)**

ACQUIRED **From the San Diego Padres along with C Blake Hunt, RH Luis Patiño and RH Cole Wilcox in exchange for LH Blake Snell, 12/29/20**

## 2021 SEASON

- ◆ Appeared in 84 games and made 68 starts (64-C, 3-DH, 1-1B) in his first season with the Rays...set career highs in runs (31), hits (65) and RBI (35).
- ◆ Hit .313 (15-for-48) with RISP, including 7-for-12 to end the season...hit .750 (6-for-8) with 1 2B, 1 3B, 1 HR and 15 RBI with the bases loaded.
- ◆ Recorded four go-ahead hits in the 9th inning (or later), compared to 1 hit of this type through his first four seasons in the majors.
- ◆ Made his third straight Opening Day roster.
- ◆ On April 17 at NYY, his first homer with the Rays came off Jordan Montgomery in the 2nd inning and went 365 feet—would not have left the ballpark at any other venue...it marked his first homer since Aug 9, 2020 vs. ARI (with SD).
- ◆ On May 21 at TOR, his second career grand slam came in the 12th inning off Jeremy Beasley...marked the second extra-inning grand slam in club history, following Dioner Navarro in the 13th inning on May 8, 2008 at TOR.
- ◆ On May 24 at TOR, entered as a defensive replacement in the 10th inning and hit a 2-run single in the 11th, his only at-bat...became the first player in club history with multiple go-ahead hits in extra innings in the same series.
- ◆ On June 16 at CHW, entered as a pinch-hitter and remained in the game at first base, his first action there at either the major or minor league level...started at first base on Oct 2 at NYY.
- ◆ On July 20 vs. BAL, recorded a career-high 5 RBI, with a 2-run homer in the 4th inning and a 3-run triple in the 8th...his 5 RBI were one shy of tying the single-game franchise record for a catcher and were the most by a Rays catcher

since Travis d'Arnaud (5) in his 3-HR game on July 15, 2019 at NYY...became the second Rays catcher to homer and triple in the same game, joining John Jaso on May 23, 2010 at HOU.

- ◆ On Aug 10 at BOS, delivered a go-ahead, 2-run single with the bases loaded and 2 outs in the 9th inning...became the second catcher in club history with a go-ahead hit at Fenway Park in the 9th inning (or later), following a Dioner Navarro double off Jonathan Papelbon on Sep 9, 2008.
- ◆ On Aug 25 at PHI, hit a go-ahead, 3-run homer off Zack Wheeler in the 9th inning.
- ◆ **POSTSEASON:** Walked as a pinch-hitter in the 9th inning in Game 2 of the ALDS vs. BOS, his only plate appearance of the series.

## CAREER HIGHLIGHTS

- ◆ In **2020**, appeared in 17 games and made 12 starts, all at catcher, for the Padres...missed 27 games from Aug 17–Sep 15 with a left thumb contusion...appeared once as a pinch-hitter following his reinstatement but was optioned to the alternate training site on Sep 19.
- ◆ Finished the season hitless in his last 12 AB and in a 1-for-25 drought...his only hit over that stretch was his lone homer of the season, a 2-run shot on Aug 9 vs. ARI, off Taylor Widener.
- ◆ Played 18 games for the Estrellas de Oriente in the Dominican Winter League.
- ◆ Was one of four players acquired by the Rays from the Padres on Dec 29 for former Cy Young Award winner Blake Snell.
- ◆ In **2019**, appeared in 79 games and made 57 starts spanning two stints with the Padres...totaled two separate stints on the injured list: May 11–



June 1 (left knee sprain) and Aug 29–Sep 17 (right oblique strain).

- ◆ Made his first career Opening Day roster.
- ◆ Increased his avg. from .200 on July 16 to .265 at season's end...hit .328/.371/.534 (38-for-116) with 7 2B, 5 HR and 14 RBI in his final 42 games.
- ◆ Split the **2018** season between Triple-A and the majors in the Cleveland and San Diego organizations...acquired by the Padres on July 19 for relievers Brad Hand and Adam Cimber.
- ◆ On Sep 4 at ARI, made his Padres debut and struck out as a pinch-hitter in the 6th inning.
- ◆ On Sep 6 at CIN, his first career homer came in his first start as a Padre...connected for a solo homer off Luis Castillo in the 3rd inning, and hit a 3-run homer off Castillo in his next at-bat...was the first player in Padres history to homer in the first 2 AB of his first start with the club.
- ◆ Became the second Padre in franchise history to homer twice in his first 3 AB with the team, joining Seth Smith in 2014.
- ◆ On Sep 16 vs. TEX, hit a walk-off grand slam off Jeffrey Springs to give the Padres a 7-3 win... became the second Padres rookie to hit a walk-off grand slam, following Everth Cabrera on Aug 9, 2009 vs. NYM...it was the seventh walk-off grand slam in Padres history.
- ◆ Hit .293 (125-for-427) with 30 2B, 14 HR and 68 RBI in 110 games in the minors, combining Triple-A Columbus and Triple-A El Paso between the two organizations.
- ◆ Prior to the trade, made the International League midseason All-Star Team and played for the World team in the Futures Game in July at Nationals Park...marked his third consecutive Futures Game selection.
- ◆ Played for the Estrellas de Oriente in the Dominican Winter League for a third consecutive year.
- ◆ Ranked by *Baseball America* as the No. 32 overall prospect in the minors following the season... was the No. 4 prospect in the Padres system.
- ◆ In **2017**, was a September call up for Cleveland, his first career major league action...made his major league debut on Sep 1 at DET (G2) and flied out as a pinch-hitter in the 8th inning.
- ◆ On Sep 4 at CHW, recorded his first career hit with a 4th-inning single off James Shields.
- ◆ Played for Double-A Akron prior to his recall and won Eastern League Rookie of the Year... ranked 7th with a .297 avg. and .490 SLG and 9th with a .836 OPS...named to the Eastern League midseason and postseason All-Star teams.
- ◆ Played for the World team in the Futures Game in July at Marlins Park.
- ◆ Named to Cleveland's Organizational All-Star Team by MLB.com...named a Double-A All-Star by *Baseball America*.
- ◆ Hit .365 (23-for-63) with 2 HR and 8 RBI in 15 games for the Glendale Desert Dogs in the Arizona Fall League.
- ◆ Named to the AFL All-Prospect Team and the AFL Rising Stars Game.
- ◆ Ranked by *Baseball America* as the No. 20 overall prospect in the minors following the season... was the No. 1 prospect in the Cleveland system.
- ◆ Split the **2016** season between Class-A Lake County and Class-A Lynchburg, earning a June 27 promotion...hit .342/.382/.514 (139-for-407) with 11 HR and 80 RBI in 102 games between the two levels, including .386 (78-for-202) during a historic 50-game hitting streak (May 27–Aug 13).
- ◆ His hitting streak was the longest in the minors since Roman Mejias hit in 55 straight in 1954...it tied for the 4th-longest in minor league history.
- ◆ Was the centerpiece of a trade to send two-time All-Star Jonathan Lucroy from the Brewers to Cleveland...however, Lucroy exercised his no-trade clause and rejected the deal.
- ◆ His .342 avg. ranked 6th among all qualifying minor leaguers.
- ◆ Ranked 5th among Cleveland minor leaguers with 80 RBI...tied for 5th with 139 hits, tied for 6th with 29 2B and ranked 10th with 44 XBH.
- ◆ Named to the Midwest League midseason All-Star Team and Eastern League postseason All-Star Team...started for the World team in the Futures Game in July at Petco Park.
- ◆ Named to Cleveland's Organizational All-Star Team by MLB.com.
- ◆ Ranked by *Baseball America* as the No. 28 overall prospect in the minors following the season... was the No. 1 prospect in the Cleveland system...the publication also tabbed him as the Best Hitter for Average in the organization...named to its Minor League All-Star Team.
- ◆ Spent the **2015** season with Lake County and his 53 RBI ranked 2nd on the team...ranked by *Baseball America* as the No. 10 prospect in the Cleveland system following the season.
- ◆ In **2014**, led Short-A Mahoning Valley with 70 hits and 101 total bases...named to the New York-Penn League midseason All-Star Team.
- ◆ In **2013**, began his professional career in the Arizona League...signed on July 2, **2012** for \$350,000 out of the Dominican Republic.



## CAREER HIGHS

<b>HITS</b> 3, 4x-last 4/27/21 vs. OAK	<b>HOME RUNS</b> 2, 9/6/18 at CIN	<b>RUNS</b> 2, 7x-last 7/21/21 vs. BAL	<b>STRIKEOUTS</b> 3, 4x-last 7/17/21 at ATL
<b>HITTING STREAK</b> 6G, 7/18/19 – 7/25/19	<b>RBI</b> 5, 7/20/21 vs. BAL	<b>WALKS</b> 2, 4x-last 8/3/21 vs. SEA	<b>STOLEN BASES</b> 1, 8/4/19 at LAD

## HOME RUN HIGHLIGHTS

<b>GRAND SLAMS (2)</b> 5/21/21 at TOR (Jeremy Beasley); 9/16/18 vs. TEX (Jeffrey Springs)	<b>WALK-OFF (1)</b> 9/16/18 vs. TEX (Jeffrey Springs)
<b>MULTI-HR GAMES (1)</b> 2 – 9/6/18 at CIN	

## CAREER BATTING

YEAR	CLUB	AVG	G	AB	R	H	2B	3B	HR	RBI	SH	SF	HB	BB-1	SO	SB	CS	GDP	OBP	SLG
2013	AZL Cleveland	.305	30	105	16	32	9	1	4	24	1	0	2	5-0	18	3	1	1	.348	.524
2014	Mahoning Valley	.282	66	248	32	70	17	4	2	36	0	3	5	18-1	47	2	4	4	.339	.407
2015	Lake County	.243	109	391	45	95	13	0	9	53	5	2	10	38-1	78	4	1	7	.324	.345
2016	Lake County	.347	60	239	41	83	17	3	7	51	1	3	1	15-3	39	1	0	7	.384	.531
	Lynchburg	.333	42	168	22	56	12	1	4	29	0	2	1	13-0	24	1	2	4	.380	.488
2017	Akron	.297	92	347	52	103	21	2	14	52	1	6	5	24-1	53	7	2	7	.346	.490
	Cleveland	.154	11	13	1	2	0	0	0	1	0	0	0	1-1	3	0	0	0	.214	.154
2018	Columbus	.279	79	305	32	85	22	1	7	45	4	3	6	18-2	58	0	0	9	.328	.426
	Cleveland	.000	1	2	0	0	0	0	0	0	0	0	0	2-0	0	0	0	0	.500	.000
	El Paso	.328	31	122	22	40	8	1	7	23	0	2	1	7-0	25	0	0	1	.364	.582
	San Diego	.185	20	54	6	10	2	0	3	8	0	0	1	3-0	19	0	0	2	.241	.389
2019	San Diego	.265	79	226	27	60	11	2	8	22	0	1	4	13-1	56	1	1	6	.316	.438
	El Paso	.365	18	63	14	23	8	2	4	12	0	3	2	5-0	10	0	0	3	.411	.746
2020	San Diego	.077	17	39	5	3	1	0	1	2	0	0	2	1-0	9	0	0	1	.143	.179
2021	Tampa Bay	.260	84	250	31	65	15	3	6	35	1	2	7	17-0	49	0	0	4	.322	.416
	Minor League Totals	.295	527	1988	276	587	127	15	58	325	12	24	33	143-8	352	18	10	43	.349	.462
	Major League Totals	.240	212	584	70	140	29	5	18	68	1	3	14	37-2	136	1	1	13	.299	.399

1: Signed by Cleveland as a free agent, July 2, 2012...signed by Ramon Peña and Felix Nivar. 2: Acquired by the San Diego Padres from Cleveland in exchange for RH Adam Cimber and LH Brad Hand, July 19, 2018. 3: Acquired by the Tampa Bay Rays along with C Blake Hunt, RH Luis Patiño and RH Cole Wilcox from San Diego in exchange for LH Blake Snell, December 29, 2020.

### DID YOU KNOW?

## RAYS TO HOMER FROM BOTH SIDES OF THE PLATE

PLAYER	GAME	AS LH BATTER / RH BATTER
Geoff Blum	5/4/04 at TEX	Chan Ho Park / Erasmo Ramirez
Willy Aybar	8/3/09 vs. KC	Zack Greinke / Ron Mahay
Ben Zobrist	4/13/14 at CIN	Nick Christiani / Tony Cingrani



## CAREER FIELDING

YEAR	POSITION	PCT	G	PO	A	E	TC	DP	PB
2017	Catcher	1.000	3	4	0	0	4	0	0
2018	Catcher	1.000	10	103	4	0	107	0	4
2019	Catcher	.996	60	459	24	2	485	1	1
	Left Field	1.000	4	3	0	0	3	0	-
2020	Catcher	.990	16	93	7	1	101	0	1
2021	Catcher	.993	76	554	33	4	591	1	4
	Pitcher	-	2	0	0	0	0	0	-
	First Base	1.000	2	10	1	0	11	1	-
<b>Totals</b>	<b>Catcher</b>	<b>.995</b>	<b>165</b>	<b>1213</b>	<b>68</b>	<b>7</b>	<b>1288</b>	<b>2</b>	<b>10</b>
	<b>Left Field</b>	<b>1.000</b>	<b>4</b>	<b>3</b>	<b>0</b>	<b>0</b>	<b>3</b>	<b>0</b>	<b>-</b>
	<b>Pitcher</b>	<b>-</b>	<b>2</b>	<b>0</b>	<b>0</b>	<b>0</b>	<b>0</b>	<b>0</b>	<b>-</b>
	<b>First Base</b>	<b>1.000</b>	<b>2</b>	<b>10</b>	<b>1</b>	<b>0</b>	<b>11</b>	<b>1</b>	<b>-</b>

## POSTSEASON BATTING

YEAR	SERIES	CLUB	AVG	G	AB	R	H	2B	3B	HR	RBI	SH	SF	HB	BB-I	SO	SB	CS	GDP	OBP	SLG
2021	ALDS	TB vs. BOS	-	1	0	0	0	0	0	0	0	0	0	0	1-0	0	0	0	0	1.000	-

## CAREER PITCHING

YEAR	CLUB	W	L	ERA	G	GS	CG	SHO	SV	IP	H	R	ER	HR	HB	BB-I	SO	WP	BK
2021	Tampa Bay	0	0	27.00	2	0	0	0	0	2.0	6	6	6	1	2	0-0	0	0	0

## LEFT-RIGHT BREAKDOWN

	2021					CAREER				
	AVG	AB	H	HR	RBI	AVG	AB	H	HR	RBI
vs. Left	.276	105	29	3	10	.249	213	53	5	18
vs. Right	.248	145	36	3	25	.235	371	87	13	50



WARREN HYPES / TAMPA BAY RAYS



61

RIGHT-HANDED PITCHER

# LUIS PATIÑO

Luis Fernando Patiño Arzuza (pah-TEEN-yo)

BATS **RIGHT**THROWS **RIGHT**HEIGHT **6'1"**WEIGHT **195**OPENING DAY AGE **22**MAJOR LEAGUE SERVICE **1 year, 58 days**BORN **10/26/99** in **Barranquilla, COL**RESIDES **Barranquilla, COL**CONTRACT STATUS **Signed through 2022**SIGNING SCOUT **Andres Cabadias (Padres)**

ACQUIRED **From the San Diego Padres along with C Blake Hunt, C Francisco Mejía and RH Cole Wilcox in exchange for LH Blake Snell, 12/29/20**

## 2021 SEASON

- ◆ 21-year-old rookie made 19 apps (15 starts) over three stints with the Rays: April 25–May 30, July 2 and July 22 through the end of the season.
- ◆ Was on the 10-day IL from May 19-30 with a right middle finger laceration...was optioned to Triple-A Durham following his reinstatement.
- ◆ Born Oct 26, 1999, was the first player in team history to be younger than the franchise, which played its inaugural game on March 31, 1998 vs. DET...Wander Franco joined him with his debut.
- ◆ His last 2 apps of the season were both 2 IP out of the bullpen, both scoreless...went 2-0 with a 1.00 ERA (9-IP, 1-ER) in four total relief apps.
- ◆ Went 3-2 with a 3.14 ERA (43-IP, 15-ER) in 10 apps (9 starts) at home, compared to 2-1 with a 5.77 ERA (34.1-IP, 22-ER) in 9 apps (6 starts) on the road...yielded 3 runs (or fewer) in eight of 10 apps at home, including 2 runs (or fewer) seven times.
- ◆ Opponents hit .195 (17-for-87) with 36 SO in at-bats ending with the slider, while he totaled 38 SO and opponents hit a combined .246 (52-for-211) against his other four offerings.
- ◆ Used his 4-seam fastball for 60.5 pct. of his pitches, including 67.6 pct. in his last 11 apps (9 starts) beginning on Aug 3—highest in the AL over that stretch (min. 500 pitches).
- ◆ Issued 29 BB, with 21 coming against left-handed batters, which hit .274/.378/.452 (34-for-124) against him...min. 125 BF, his .378 opp OBP vs. LHB was the 6th-highest in the AL.
- ◆ On April 25 vs. TOR, started in his Rays debut and faced the Blue Jays once through the batting order, pitching 2.2 hitless and scoreless innings... at 21 years, 181 days, became the youngest pitcher to appear for the Rays since Scott

Kazmir (21.180) on July 23, 2005 vs. BAL...was the 4th-youngest pitcher at the time of his Rays debut behind Dan Wheeler (21.265) on Sep 1, 1999 at BAL, Kazmir (20.212) on Aug 23, 2004 at SEA and Chad Gaudin (20.130) on Aug 1, 2003 at KC.

- ◆ On May 4 at LAA, his only run allowed in 3 IP of relief was a solo homer to Mike Trout in the 6th inning...recorded the second win of his career and first with the Rays...at 21 years, 190 days, was the youngest Rays winning pitcher since Scott Kazmir (21.185) on July 28, 2005 vs. KC.
- ◆ On July 29 vs. NYY, held the Yankees scoreless in 6 IP...at 21 years, 276 days, was the youngest Rays pitcher to defeat them since Scott Kazmir (21.149) on June 22, 2005 in the Bronx...was the youngest pitcher in the majors to do so since TOR Roberto Osuna (21.231) on Sep 25, 2016 at home and youngest starter since TOR Drew Hutchison (21.269) on May 17, 2012 at home...was the youngest pitcher to go at least six scoreless with 8 SO (or more) against any opponent since MIA José Fernández (21.272) on April 29, 2014 vs. ATL.
- ◆ Went 3-1 with a 3.07 ERA (29.1-IP, 10-ER) in 7 starts for the Bulls, including a scoreless streak of 20 IP spanning two stints from June 6–July 10.
- ◆ On June 25 at Jacksonville, 11 SO were a career high at any level and the most by a Bulls pitcher since Brent Honeywell Jr. (11) on July 23, 2017 vs. Lehigh Valley.
- ◆ **POSTSEASON:** Took the loss in Game 3 of the ALDS at BOS, yielding a walk-off, 2-run homer to Christian Vázquez in the 13th inning... became the second Rays pitcher to allow a walk-off homer in the postseason, following Nick Anderson in Game 5 of the 2020 ALCS at HOU.
- ◆ Pitched a scoreless 6th inning in Game 4 at BOS.



## CAREER HIGHLIGHTS

- ◆ In **2020**, made 11 apps (1 start) over three stints with the Padres, his first career major league action...was on the active roster from Aug 4-Sep 5, Sep 19 and Sep 25 (29th Man)...spent the rest of the summer at the alternate training site at the University of San Diego.
- ◆ Averaged 96.7 mph on his 226 fastballs thrown and reached a maximum velocity of 100.3 mph.
- ◆ On Aug 5 vs. LAD, made his major league debut out of the bullpen and yielded 3 runs in 2 IP, all coming on a 3-run homer by Joc Pederson in the 6th inning...got Kiké Hernández swinging to end the frame for his first career strikeout.
- ◆ Made his major league debut at 20 years, 284 days and was the youngest pitcher to appear in a regular season game in 2020.
- ◆ On Sep 19 vs. SEA, yielded 1 run in 1.2 IP in his first career start...on Sep 25 at SF (G2), pitched a scoreless 7th inning and recorded his first career win after the Padres won in walk-off fashion.
- ◆ **POSTSEASON:** Went 0-0 with a 3.38 ERA (2.2-IP, 1-ER) in 3 apps...pitched a scoreless 6th inning in the decisive Game 3 of the Wild Card Series vs. STL...made 2 apps in the NLDS vs. LAD.
- ◆ Was one of four players acquired by the Rays from the Padres on Dec 29 for former Cy Young Award winner Blake Snell.
- ◆ Ranked by *Baseball America* as the No. 23 overall prospect in the minors following the season...was the No. 3 prospect in the Rays system.
- ◆ In **2019**, went 6-8 with a 2.57 ERA (94.2-IP, 27-ER) in 20 apps (19 starts) between Class-A Lake Elsinore and Double-A Amarillo...began the season as the youngest pitcher in the California League and earned an Aug 7 promotion.
- ◆ Allowed 2 ER (or fewer) in 17 of 19 starts, and 4 hits (or fewer) in 14 of 19 starts.
- ◆ Was shut down after his start on Aug 20 following a career-high 94.2 IP and a lingering blister.
- ◆ Played for the NL team in the Futures Game in July at Progressive Field...retired all 5 BF and recorded back-to-back strikeouts to escape an inherited jam in the 7th inning.
- ◆ Named California League Pitcher of the Week for July 29-Aug 4 after pitching 8.1 scoreless innings with 9 SO on July 31 at San Jose (Giants).
- ◆ Ranked by *Baseball America* as the No. 18 overall prospect in the minors following the season...was the No. 2 prospect in the Padres system...the publication also tabbed him as having the Best Slider in the organization for a second consecutive year.

- ◆ In **2018**, made 17 starts for Class-A Fort Wayne in the Midwest League...yielded 7 ER in 3.1 IP in his second start, but after that pitched to a 1.44 ERA (75-IP, 12-ER) with 91 SO in 15 starts.
- ◆ Ranked by *Baseball America* as the No. 67 overall prospect in the minors following the season...was the No. 7 prospect in the Padres system.
- ◆ In **2017**, split his first professional season between the DSL Padres and AZL Padres and went 4-2 with a 2.25 ERA (56-IP, 14-ER).
- ◆ Weighed 150 pounds when he signed with the Padres on July 2, **2016**...after adding weight and strength, he gained 10-12 mph on his fastball in his first two years in the Padres system.

## PERSONAL & MISC.

- ◆ He learned English in large part thanks to the help of fellow Padres pitching prospect MacKenzie Gore...MacKenzie also helped him develop his curveball...Padres player development staff described their relationship like brothers...the two constantly pushed each other through multiple levels of the Padres system.
- ◆ Baseball is a family game for Luis...his grandfather introduced him to the game at 3 years old...his uncle and father both played in his hometown of Cartagena, but Luis never got to watch them play...he initially split time between pitching and shortstop, but realized his future was in pitching when he was 15 or 16 years old.
- ◆ His parents, Carlos Patiño Jimenez and Zulma Arzuza Rada, are longtime chemistry and biology professors who have taught in universities across Colombia.
- ◆ During the 2020 shutdown, he worked out with fellow Colombian José Quintana...Luis credits José with helping him understand what it takes mentally to pitch in the big leagues.
- ◆ His Twitter handle is @EIElectrico62...the nickname *El Electrico* (The Electric One) began when he was about 16...a teammate described his arm as "electric," a teacher used the same word to describe his energy, and it stuck.





## CAREER HIGHS

### LONGEST OUTING

6.0, 4x-last 9/17/21 vs. DET

### LONGEST RELIEF OUTING

3.0, 5/4/21 at LAA

### STRIKEOUTS

8, 7/29/21 vs. NYY

### WALKS

5, 8/15/21 at MIN

### HR ALLOWED

2, 2x-last 8/10/21 at BOS

### RUNS ALLOWED

7, 7/2/21 at TOR

### HITS ALLOWED

7, 7/2/21 at TOR

### WIN STREAK

2G, 2x-last 8/21/21 - 8/30/21

### LOSS STREAK

2G, 5/11/21 - 7/2/21

## CAREER PITCHING

YEAR	CLUB	W	L	ERA	G	GS	CG	SHO	SV	IP	H	R	ER	HR	HB	BB-I	SO	WP	BK
2017	DSL Padres	2	1	1.69	4	4	0	0	0	16.0	11	5	3	0	0	2-0	15	2	0
	AZL Padres	2	1	2.48	9	8	0	0	0	40.0	32	14	11	2	2	16-0	43	4	1
2018	Fort Wayne	6	3	2.16	17	17	0	0	0	83.1	65	25	20	1	5	24-0	98	13	1
	Lake Elsinore	6	8	2.69	18	17	0	0	0	87.0	61	30	26	4	1	34-0	113	8	1
2019	Amarillo	0	0	1.17	2	2	0	0	0	7.2	8	4	1	0	0	4-0	10	0	0
	San Diego	1	0	5.19	11	1	0	0	0	17.1	18	10	10	3	1	14-0	21	1	0
2021	Tampa Bay	5	3	4.31	19	15	0	0	0	77.1	69	40	37	12	3	29-2	74	7	1
	Durham	3	1	3.07	7	7	0	0	0	29.1	23	10	10	2	2	11-0	41	0	1
<b>Minor League Totals</b>		<b>19</b>	<b>14</b>	<b>3.01</b>	<b>57</b>	<b>55</b>	<b>0</b>	<b>0</b>	<b>0</b>	<b>263.1</b>	<b>200</b>	<b>88</b>	<b>71</b>	<b>9</b>	<b>10</b>	<b>91-0</b>	<b>320</b>	<b>27</b>	<b>4</b>
<b>Major League Totals</b>		<b>6</b>	<b>3</b>	<b>4.47</b>	<b>30</b>	<b>16</b>	<b>0</b>	<b>0</b>	<b>0</b>	<b>94.2</b>	<b>87</b>	<b>50</b>	<b>47</b>	<b>15</b>	<b>4</b>	<b>43-2</b>	<b>95</b>	<b>8</b>	<b>1</b>

1: Signed by the San Diego Padres as a free agent, July 2, 2016...signed by Andres Cabadias. 2: Acquired by the Tampa Bay Rays along with C Blake Hunt, C Francisco Mejia and RH Cole Wilcox from San Diego in exchange for LH Blake Snell, December 29, 2020.

## CAREER FIELDING

YEAR	POSITION	PCT	G	PO	A	E	TC	DP
2020	Pitcher	1.000	11	1	1	0	2	0
2021	Pitcher	.714	19	0	5	2	7	0
<b>Totals</b>		<b>.778</b>	<b>30</b>	<b>1</b>	<b>6</b>	<b>2</b>	<b>9</b>	<b>0</b>

## POSTSEASON PITCHING

YEAR	SERIES	CLUB	W	L	ERA	G	GS	CG	SHO	SV	IP	H	R	ER	HR	HB	BB-I	SO	WP	BK
2020	NLWC	SD vs. STL	0	0	0.00	1	0	0	0	0	1.0	1	0	0	0	0	1-0	0	0	0
	NLDS	SD vs. LAD	0	0	5.40	2	0	0	0	0	1.2	1	1	1	0	0	1-0	0	0	0
2021	ALDS	TB vs. BOS	0	1	7.71	2	0	0	0	0	2.1	2	2	2	1	0	1-0	2	0	0
<b>Postseason Totals</b>			<b>0</b>	<b>1</b>	<b>5.40</b>	<b>5</b>	<b>0</b>	<b>0</b>	<b>0</b>	<b>0</b>	<b>5.0</b>	<b>4</b>	<b>3</b>	<b>3</b>	<b>1</b>	<b>0</b>	<b>3-0</b>	<b>2</b>	<b>0</b>	<b>0</b>

## LEFT-RIGHT BREAKDOWN

	2021				CAREER			
	AVG	AB	H	HR	AVG	AB	H	HR
vs. Left	.274	124	34	5	.256	156	40	6
vs. Right	.201	174	35	7	.222	212	47	9



35

OUTFIELDER

# BRETT PHILLIPS

**Brett Maverick Phillips**

BATS **LEFT**THROWS **RIGHT**HEIGHT **6'0"**WEIGHT **200**OPENING DAY AGE **27**MAJOR LEAGUE SERVICE **3 years, 13 days**BORN **5/30/94 in Seminole, FL**RESIDES **Largo, FL**CONTRACT STATUS **Signed through 2022**SIGNING SCOUT **John Martin (Astros)**ACQUIRED **From the Kansas City Royals in exchange for INF Lucius Fox, 8/27/20**

## 2021 SEASON

- ♦ Hit a career-high 13 HR, passing his career total from his first four major league seasons (10)... hit three grand slams, an inside-the-park homer and a walk-off homer...his 9 2B, 44 RBI and 14 SB were also career highs.
- ♦ Hit .361 (22-for-61) with 5 HR and 25 RBI in the 8th inning or later...the 25 RBI tied for 6th in the majors behind NYY Aaron Judge (28), SEA Mitch Haniger (28), TB Austin Meadows (27), MIA Jesús Aguilar (27) and MIN Jorge Polanco (26).
- ♦ Hit .750 (6-for-8) with 3 HR and 16 RBI with the bases loaded...the three grand slams were a single-season club record and tied for 2nd in the majors behind TOR Lourdes Gurriel Jr. (4).
- ♦ All three grand slams came over a stretch of 9 games (4 starts), 12 days (July 29 vs. NYY, Aug 8 at BAL, Aug 11 at BOS) and 19 PA...was the third player in major league history with three slams within a stretch of 20 PA (or fewer) in a single season, according to Stats LLC...joined NYY Lou Gehrig (20 PA) from Aug 29-Sep 1, 1931 and DET Jim Northrup (14 PA) from June 24-29, 1968.
- ♦ Did not appear in a game between his second and third grand slams, making him the first player in franchise history with a slam in back-to-back games...he was the first player in the majors with a slam in back-to-back games since MIL Tyler Saladino from July 21-22, 2019.
- ♦ His three grand slams and his inside-the-park homer all came between July 29-Aug 16... according to Stats LLC and Jayson Stark of *The Athletic*, became the first player in major league history with three grand slams and an inside-the-park homer in a span of 30 days or less... the previous record was 36 days and held by NYY Babe Ruth in 1929, on a July 3 slam, July 15 inside-the-parker, Aug 6 slam and Aug 7 slam.

- ♦ Struck out in 38.7 pct. (113 of 292) of plate appearances, the highest rate in the AL (min. 200 PA).
- ♦ On April 27 vs. OAK, hit a go-ahead, 2-run homer in the 6th inning...became the first player born in the Tampa Bay area to hit a go-ahead homer for the club since Steve Pearce on May 16, 2016 at TOR...became the second product of Seminole High School to hit a go-ahead homer for the Rays, joining Casey Kotchman—who hit five go-ahead shots for the club in 2011.
- ♦ On May 6 at LAA, recorded a career-high-tying 3 hits, including 2 hits in the 8th inning...became the first Ray with multiple hits in a frame since Carlos Gómez on July 31, 2018 vs. LAA.
- ♦ On May 14 vs. NYM, hit a 9th-inning single off former teammate Aaron Loup for his first career walk-off hit...it was his second career walk-off RBI, following a sacrifice fly off Brusdar Graterol on Sep 29, 2019 vs. MIN (with KC)...it was the third time in club history the Rays got a "left-on-left" walk-off hit from the No. 9 spot in the order, following a Michael Perez single off Zack Britton on Aug 9, 2020 vs. NYY and a Gabe Gross homer off Matt Thornton on June 1, 2008 vs. CHW.
- ♦ On May 30 vs. PHI, hit a solo homer off Zach Eflin, the first time in his career he homered on his birthday...became the 12th Rays player (14th time) to homer on his birthday and first since Corey Dickerson on May 22, 2017 vs. LAA.
- ♦ On July 2 at TOR, made the first pitching appearance of his career and allowed a 2-out RBI single in the 8th inning...his first pitch was a 94.3 mph fastball to Jonathan Davis but his other 22 pitches in the frame were all between 45-51 mph.
- ♦ On July 29 vs. NYY, his first career grand slam came off Albert Abreu in the 6th inning... marked the fifth time in franchise history the Rays got a grand slam from the No. 9 spot in the batting order, first since Daniel Robertson's



pinch-hit, walk-off grand slam on July 22, 2018 vs. MIA...the others: Kevin Kiermaier on July 9, 2014 vs. KC, Dioner Navarro on July 20, 2007 at NYY and Julio Lugo on June 13, 2003 vs. PIT.

- ◆ On Aug 8 at BAL, had a career-high 5 RBI and his first career multi-HR game, hitting a solo homer in the 7th and a go-ahead grand slam in the 8th.
- ◆ On Aug 16 vs. BAL, hit the first inside-the-park homer of his career...it was the 19th in Rays history and second in a span of four days (Kevin Kiermaier, Aug 13 at MIN)...circled the bases in 14.45 seconds, the fastest among the majors' seven inside-the-park homers through that date.
- ◆ On Sep 17 vs. DET, his 3-run, walk-off homer off Bryan Garcia was the first walk-off homer of his career and the second walk-off hit of his career.
- ◆ **POSTSEASON:** Was not on the ALDS roster.

## CAREER HIGHLIGHTS

- ◆ Acquired from the Royals on Aug 27, 2020 and placed on the COVID-19 Related IL for intake screening...reinstated on Sep 4 and remained on the active roster through season's end.
- ◆ Became the third product of Seminole High School to play for the Rays, following Casey Kotchman (2011) and Bobby Wilson (2015-16).
- ◆ Appeared in 17 games and made 8 starts (7-RF, 1-CF) for the Rays...hit .150 (3-for-20) but all 3 hits tied the game or gave the Rays the lead.
- ◆ On Sep 4 vs. MIA, made his Rays debut as a pinch-runner and stole third base.
- ◆ On Sep 17 at BAL (G1), hit a RBI triple in the 2nd inning for his first hit with the Rays.
- ◆ On Sep 25 vs. PHI, hit a game-tying homer in the 6th inning, his first since July 27 at DET (with KC)...also singled in the 2nd and walked twice.
- ◆ **POSTSEASON:** Appeared in 7 games off the bench: three as a defensive replacement and four as a pinch-runner...was not on the Rays roster for the ALCS against the Astros.
- ◆ Became the first Pinellas County native to appear in a World Series game for the Rays.
- ◆ In Game 4 of the World Series vs. LAD, entered as a pinch-runner in the 8th inning and remained in the game in right field...delivered one of the biggest hits in franchise history when his 2-out, 2-strike RBI single off Kenley Jansen in the 9th inning drove in Kevin Kiermaier, and Randy Arozarena scored the game-winning run on a pair of Dodgers errors...became the first player in Rays postseason history to deliver a game-tying hit in the 9th inning (or later).

- ◆ Helped the Rays become the fifth team in World Series history to record a walk-off win with the team trailing...joined the Blue Jays in Game 6 vs. PHI in 1993 (Joe Carter home run), the Dodgers in Game 1 vs. OAK in 1988 (Kirk Gibson home run), the Royals in Game 6 vs. STL in 1985 (Dane Iorg single) and the Dodgers in Game 4 vs. NYY in 1947 (Cookie Lavagetto double).
- ◆ The game-tying hit in Game 4 (Oct 24) was his first hit in almost a month, since Sep 25 vs. PHI, and his first at-bat in 17 days.
- ◆ Spent most of the 2019 season with Triple-A Omaha, but played in 30 games and made 19 starts for the Royals after his Aug 16 recall.
- ◆ From May 31 until his recall, hit .278/.403/.608 (54-for-194) with 5 2B, 10 3B, 13 HR and 38 RBI.
- ◆ Finished 2 HR shy of becoming the third player in Omaha history with a 20-HR, 20-SB season.
- ◆ Ranked 2nd in the Pacific Coast League with 13 3B...tied for 2nd with 72 BB and tied for 9th with 22 SB...was successful on 22 of 23 SB attempts.
- ◆ Led Royals minor leaguers with 13 3B and 72 BB...ranked 2nd with 75 runs, tied for 3rd with 18 HR and tied for 4th with 39 XBH.
- ◆ On Sep 29 vs. MIN, hit a walk-off sacrifice fly off Brusdar Graterol, his first career walk-off RBI.
- ◆ In 2018, hit .187 (25-for-134) with 2 HR and 11 RBI in 51 games between the Brewers and Royals.
- ◆ Sent by the Brewers to the Royals on July 28 as part of their trade for Mike Moustakas.
- ◆ Was with the Brewers for three stints: April 9-10, May 1-10 and July 15-24...was on the Royals active roster from the time of the trade through the end of the season.
- ◆ On Sep 4 at CLE, suffered a right shoulder contusion after colliding into the right field wall...did not start again until Sep 16 vs. MIN.
- ◆ Recorded three outfield assists with the Royals.
- ◆ In 2017, appeared in 37 games (24 starts) over four stints with the Brewers, his first career major league action...was on the active roster from June 5-7, June 9-12, July 14-25 and Sep 1 through the end of the season.
- ◆ On June 5 vs. SF, started in center field in his major league debut and recorded his first career hit, an 8th-inning single off Jeff Samardzija.
- ◆ On July 16 vs. PHI, his first career homer was a pinch-hit, 2-run shot off Jeremy Hellickson...became the 12th Brewer to have his first career homer come as a pinch-hitter.
- ◆ On Sep 13 vs. PIT, threw out David Freese at the plate on a Statcast-record 104.7 mph throw.



- Ranked 7th in the Pacific Coast League with a .567 SLG and 5th with a .944 OPS...totaled 23 2B, 10 3B and 19 HR for Triple-A Colorado Springs.
- Ranked 4th among Brewers minor leaguers with 19 HR and 78 RBI...tied for 4th with 52 XBH.
- Ranked by *Baseball America* as the No. 80 overall prospect in the minors following the season... was the No. 7 prospect in the Brewers system... the publication also tabbed him as having the Best Outfield Arm in the organization.
- In **2016**, named to the Southern League mid-season All-Star Team...tied for 4th in the league with 16 HR and tied for 9th with 62 RBI.
- Ranked 3rd among Brewers minor leaguers in homers, 4th with 67 BB and 6th in RBI.
- Named SL Player of the Week for May 2-8... hit 3 HR on May 7 at Pensacola (Reds).
- Was on the 7-day IL for Double-A Biloxi from May 18-27 with a left hamstring strain.
- Named to the Brewers Organizational All-Star Team by MLB.com.
- Recorded a .383 OBP in 19 games for the Salt River Rafterns in the Arizona Fall League... named to the AFL Rising Stars Game.
- Ranked by *Baseball America* as the No. 12 prospect in the Brewers system following the season.
- Split the **2015** season between the Astros and Brewers organizations...was one of four players traded by the Astros for Mike Fiers, Carlos Gómez and cash considerations.
- Hit .309 (156-for-505) with 16 HR and 77 RBI spanning three teams and two organizations... at the time of the trade, his .967 OPS for Class-A Lancaster ranked 3rd in the California League.
- Named to the California League midseason and postseason All-Star teams.
- Suffered a left hand contusion toward the end of the regular season but returned to hit .286 (6-for-21) with 3 2B, 2 HR and 3 RBI in 8 games in the Southern League postseason.
- Named to the Astros Organizational All-Star Team by MLB.com.
- Hit .346 (9-for-26) in 7 games for the Surprise Saguaros in the Arizona Fall League.
- Ranked by *Baseball America* as the No. 57 overall prospect in the minors following the season... was the No. 4 prospect in the Brewers system.
- In **2014**, named the Astros Minor League Player of the Year...hit .310/.375/.529 (153-for-493) with 29 2B, 14 3B, 17 HR, 68 RBI and 23 SB in 130 games between two levels.
- Named to the Midwest League midseason and postseason All-Star teams.
- Led the Midwest League with a .521 SLG and 14 outfield assists...ranked 2nd with a .883 OPS and 3rd with a .302 avg. and 12 3B.
- Homered in five consecutive games for Class-A Quad Cities from July 26-30.
- Named to the Astros Organizational All-Star Team by MLB.com.
- Ranked by *Baseball America* as the No. 6 prospect in the Astros system following the season.
- In **2013**, combined for 41 games between Quad Cities and Rookie-level Greeneville.
- In **2012**, made his professional debut and tied for the Gulf Coast League lead with 6 3B.

## AMATEUR CAREER

- Selected by the Astros in the sixth round of the 2012 Amateur Draft out of Seminole (Fla.) High School...earned all-county honors as a wide receiver as a senior in 2011, his only season as a varsity football player.
- Committed to North Carolina State University before signing with the Astros.

## PERSONAL & MISC.

- Following his heroics in the 2020 World Series, he deployed Kevin Kiermaier-inspired imaginary airplane wings and careened around the outfield before he was dogpiled by teammates... the thrill and excitement was almost too much, as he nearly passed out and needed an IV before recovering to finish his media rounds..."Here I am, talking to the boys," he told Ken Rosenthal, between gasps for air..."Man, baseball is fun!"
- His spikes from that magical moment in Game 4 of the 2020 World Series are on display at the "Autumn Glory" exhibit at the National Baseball Hall of Fame and Museum in Cooperstown.
- Has launched his own merchandise line at BaseballsFun35.com...stated his goal with the apparel line is to remind everyone why they started playing baseball in the first place.
- He claimed No. 35 after Nate Lowe was traded to the Rangers...the number was worn by childhood friend, Nate Richardson, who was one of four students and one of three from Seminole High killed in a car crash in 2009...the number was taken in previous stops with the Brewers and Royals...after his draft selection, he wrote a letter on Nate's MySpace page including "I want to make a promise right here, Nate, if I make it to the big leagues that first game when I walk out



onto the field I'll be wearing the No. 35 so your parents and our friends and family will not only see me but will also remember you and what you meant to the city of Seminole, as well."

- ◆ Brett grew up a Rays fan living in nearby Seminole...he attended his first Rays Fan Fest at Tropicana Field at just 2 years old.
- ◆ Macho Man Randy Savage was his neighbor during middle and high school before he passed away...Randy would frequently stop Brett on his way home from school and invite him to play basketball at his house...Brett never won.
- ◆ In 2018, when he played at Tropicana Field for the first time as a major leaguer, Section 127 became the unofficial "Brett Phillips Area"...his sister reserved 200 seats, but an estimated 1,000 friends and family purchased tickets.
- ◆ His enthusiastic laugh is legendary around the game, with teammates who aren't aware beforehand sometimes caught completely off guard..."Nothing can prepare you for it," said Brandon Lowe...a video created by the Brewers showcasing his excitable sense of humor regularly makes the rounds on social media as people discover his laugh for the first time.

## CAREER HIGHS

<b>HITS</b>	<b>RUNS</b>
3, 5/6/21 at LAA	3, 7/27/20 at DET
<b>HITTING STREAK</b>	<b>WALKS</b>
5G, 2x-last 5/13/21- 5/18/21	3, 2x-last 6/13/21 vs. BAL
<b>HOME RUNS</b>	<b>STRIKEOUTS</b>
2, 8/8/21 at BAL	4, 5/26/21 vs. KC
<b>RBI</b>	<b>STOLEN BASES</b>
5, 8/8/21 at BAL	2, 2x-last 6/7/21 at SEA

## HOME RUN HIGHLIGHTS

<b>PINCH-HIT (1)</b>
7/16/17 vs. PHI (Jeremy Hellickson)
<b>MULTI-HR GAMES (1)</b>
2 - 8/8/21 at BAL
<b>GRAND SLAMS (3)</b>
8/11/21 at BOS (Phillips Valdez); 8/8/21 at BAL (Dillon Tate); 7/29/21 vs. NYY (Albert Abreu)
<b>WALK-OFF (1)</b>
9/17/21 vs. DET (Bryan Garcia)
<b>INSIDE-THE-PARK (1)</b>
8/16/21 vs. BAL (Paul Fry)

## CAREER BATTING

YEAR	CLUB	AVG	G	AB	R	H	2B	3B	HR	RBI	SH	SF	HB	BB-I	SO	SB	CS	GDP	OBP	SLG
2012	GCL Astros	.251	54	175	26	44	7	6	0	13	8	4	4	28-1	48	7	5	1	.360	.360
2013	Quad Cities	.231	12	39	4	9	2	0	0	3	2	0	0	3-0	10	1	1	1	.286	.282
	Greeneville	.247	29	85	9	21	7	1	0	9	8	2	1	17-1	21	4	3	1	.371	.353
2014	Quad Cities	.302	103	384	68	116	21	12	13	58	12	7	4	36-0	76	18	10	2	.362	.521
	Lancaster	.339	27	109	19	37	8	2	4	10	2	1	2	14-0	20	5	4	1	.421	.560
	Lancaster	.320	66	291	68	93	19	7	15	53	3	0	6	22-0	64	8	6	3	.379	.588
2015	Corpus Christi	.321	31	134	22	43	8	4	1	18	0	0	3	8-0	26	7	2	2	.372	.463
	Biloxi	.250	23	80	14	20	7	3	0	6	1	2	1	14-0	30	2	1	1	.361	.413
	Biloxi	.229	124	441	60	101	14	6	16	62	5	2	2	67-2	154	12	7	4	.332	.397
2017	Colorado Springs	.305	105	383	79	117	23	10	19	78	0	3	1	45-3	129	9	1	6	.377	.567
	Milwaukee	.276	37	87	9	24	3	0	4	12	1	0	1	9-2	34	5	0	0	.351	.448
2018	Colorado Springs	.240	71	258	42	62	12	7	6	25	0	4	1	36-1	94	11	0	1	.331	.411
	Milwaukee	.182	15	22	2	4	0	1	0	4	0	0	0	2-0	11	0	0	1	.250	.273
	Kansas City	.188	36	112	13	21	4	2	2	7	0	1	1	9-0	50	1	1	1	.252	.313
2019	Omaha	.240	105	333	75	80	8	13	18	54	4	2	3	72-2	118	22	1	4	.378	.505
	Kansas City	.138	30	65	7	9	2	0	2	6	2	2	0	10-0	23	3	0	1	.247	.262
2020	Kansas City	.226	18	31	8	7	0	1	1	2	0	0	0	3-0	8	3	1	0	.294	.387
	Tampa Bay	.150	17	20	2	3	0	1	1	3	0	0	0	5-0	7	3	0	0	.320	.400
2021	Tampa Bay	.206	118	253	50	52	9	4	13	44	2	2	2	33-0	113	14	3	3	.300	.427
	FCL Rays	.250	1	4	1	1	0	0	1	1	0	0	0	0-0	2	0	0	0	.250	1.000
<b>Minor League Totals</b>		<b>.274</b>	<b>751</b>	<b>2716</b>	<b>487</b>	<b>744</b>	<b>136</b>	<b>71</b>	<b>93</b>	<b>390</b>	<b>45</b>	<b>27</b>	<b>28</b>	<b>362-10</b>	<b>792</b>	<b>106</b>	<b>41</b>	<b>27</b>	<b>.362</b>	<b>.475</b>
<b>Rays Totals</b>		<b>.201</b>	<b>135</b>	<b>273</b>	<b>52</b>	<b>55</b>	<b>9</b>	<b>5</b>	<b>14</b>	<b>47</b>	<b>2</b>	<b>2</b>	<b>2</b>	<b>38-0</b>	<b>120</b>	<b>17</b>	<b>3</b>	<b>3</b>	<b>.302</b>	<b>.425</b>
<b>Major League Totals</b>		<b>.203</b>	<b>271</b>	<b>590</b>	<b>91</b>	<b>120</b>	<b>18</b>	<b>9</b>	<b>23</b>	<b>78</b>	<b>5</b>	<b>5</b>	<b>4</b>	<b>71-2</b>	<b>246</b>	<b>29</b>	<b>5</b>	<b>6</b>	<b>.291</b>	<b>.381</b>

1: Selected by the Houston Astros in the sixth round of the 2012 Amateur Draft...signed by John Martin. 2: Acquired by the Milwaukee Brewers along with LH Josh Hader, RH Adrian Houser and OF Domingo Santana from Houston in exchange for RH Mike Fiers, OF Carlos Gómez and cash considerations, July 30, 2015. 3: Acquired by the Kansas City Royals along with RH Jorge López from Milwaukee in exchange for INF Mike Moustakas, July 27, 2018. 4: Acquired by the Tampa Bay Rays from Kansas City in exchange for INF Lucius Fox, August 27, 2020.



## CAREER FIELDING

YEAR	POSITION	PCT	G	PO	A	E	TC	DP
2017	Center Field	.981	26	47	4	1	52	1
	Right Field	1.000	9	6	0	0	6	0
	Left Field	-	4	0	0	0	0	0
2018	Center Field	1.000	28	70	3	0	73	1
	Right Field	1.000	16	20	0	0	20	0
	Left Field	1.000	3	4	0	0	4	0
2019	Center Field	1.000	23	50	1	0	51	0
	Left Field	1.000	3	2	0	0	2	0
	Right Field	1.000	3	6	1	0	7	1
2020	Center Field	1.000	15	22	1	0	23	0
	Right Field	1.000	13	10	0	0	10	0
	Left Field	1.000	7	5	0	0	5	0
2021	Center Field	.984	52	121	0	2	123	0
	Right Field	.978	46	84	3	2	89	1
	Left Field	1.000	19	8	0	0	8	0
	Pitcher	1.000	1	0	1	0	1	0
<b>Totals</b>	<b>Center Field</b>	<b>.991</b>	<b>144</b>	<b>310</b>	<b>9</b>	<b>3</b>	<b>322</b>	<b>2</b>
	<b>Right Field</b>	<b>.985</b>	<b>87</b>	<b>126</b>	<b>4</b>	<b>2</b>	<b>132</b>	<b>2</b>
	<b>Left Field</b>	<b>1.000</b>	<b>36</b>	<b>19</b>	<b>0</b>	<b>0</b>	<b>19</b>	<b>0</b>
	<b>Pitcher</b>	<b>1.000</b>	<b>1</b>	<b>0</b>	<b>1</b>	<b>0</b>	<b>1</b>	<b>0</b>

## POSTSEASON BATTING

YEAR	SERIES	CLUB	AVG	G	AB	R	H	2B	3B	HR	RBI	SH	SF	HB	BB-I	SO	SB	CS	GDP	OBP	SLG
2020	ALWC	TB vs. TOR	-	1	0	0	0	0	0	0	0	0	0	0	0-0	0	0	0	0	-	-
	ALDS	TB vs. NYY	.000	3	2	0	0	0	0	0	0	0	0	0	0-0	1	0	0	0	.000	.000
	WS	TB vs. LAD	1.000	3	1	0	1	0	0	0	1	0	0	0	0-0	0	0	0	0	1.000	1.000
<b>Postseason Totals</b>			<b>.333</b>	<b>7</b>	<b>3</b>	<b>0</b>	<b>1</b>	<b>0</b>	<b>0</b>	<b>0</b>	<b>1</b>	<b>0</b>	<b>0</b>	<b>0</b>	<b>0-0</b>	<b>1</b>	<b>0</b>	<b>0</b>	<b>0</b>	<b>.333</b>	<b>.333</b>

## CAREER PITCHING

YEAR	CLUB	W	L	ERA	G	GS	CG	SHO	SV	IP	H	R	ER	HR	HB	BB-I	SO	WP	BK
2021	Tampa Bay	0	0	9.00	1	0	0	0	0	1.0	2	1	1	0	0	2-0	0	0	1

## LEFT-RIGHT BREAKDOWN

	2021					CAREER				
	AVG	AB	H	HR	RBI	AVG	AB	H	HR	RBI
vs. Left	.110	73	8	1	3	.140	136	19	1	4
vs. Right	.244	180	44	12	41	.222	454	101	22	74



50

CATCHER

# RENÉ PINTO

René Rafael Pinto Escobar



BATS **RIGHT**

THROWS **RIGHT**

HEIGHT **5'10"**

WEIGHT **195**

OPENING DAY AGE **25**

MAJOR LEAGUE SERVICE **None**

BORN **11/2/96 in Maracay, VEN**

RESIDES **Palo Negro, VEN**

CONTRACT STATUS **Signed through 2022**

SIGNING SCOUT **William Bergolla, Ronnie Blanco and Marlon Roche (Rays)**

ACQUIRED **Signed as a free agent, 10/1/13**

## 2021 SEASON

- Split the season between Double-A Montgomery and Triple-A Durham, earning a July 6 promotion...hit .274/.325/500 (97-for-354) with 20 HR and 60 RBI in 93 games between the two levels.
- His 20 HR more than doubled his career high from 2016 (8)...ranked 8th among Rays minor leaguers in home runs and 10th in hits.
- Threw out 37.5 pct. (21 of 56) of attempted base stealers between the two levels...totaled 60 starts at catcher, 7 starts at first base and 24 starts at designated hitter.
- Named to the Rays Organizational All-Star Team by MLB.com.
- Ranked by *Baseball America* as the No. 22 prospect in the Rays system following the season.

## CAREER HIGHLIGHTS

- Has thrown out 39.9 pct. (146 of 366) of attempted base stealers over his minor league career.
- In **2020**, added to the Rays 60-man player pool on July 24 and spent the summer at the alternate training site in Port Charlotte.
- In **2019**, appeared in 77 games for Montgomery including 65 starts at catcher, in his first career Double-A action...hit .305/.337/.512 (25-for-82) with 8 2B, 3 HR and 15 RBI in his last 23 games.
- Limited to 72 games for Class-A Charlotte in **2018** due to an April 13-May 8 stint on the injured list for a left hamstring strain.
- His .301 avg. was his best since 2015 (.323) and his 21 2B were a career high.
- Played 15 games for the Navegantes del Magallanes in the Venezuelan Winter League.

- Ranked by *Baseball America* as the Best Defensive Catcher in the Florida State League in its Best Tools survey.
- Spent the entire **2017** season with Class-A Bowling Green, aside from a 4-game rehab assignment with the GCL Rays (left wrist).
- Helped the Hot Rods make the postseason for a second consecutive year.
- Split the **2016** season between the GCL Rays and Rookie-level Princeton, batting .262/.304/.483 (39-for-149) with 8 HR in 40 games.
- Promoted on Aug 4 and homered in his first Appalachian League game.
- Played 8 games for the Navegantes del Magallanes in the Venezuelan Winter League.
- In **2015**, named Most Valuable Player for the VSL Rays by the Rays Baseball Operations department.
- Spent a second consecutive season with the VSL Rays and led the league with a .323 avg., .552 SLG and 27 XBH...ranked among league leaders in runs (42, 3rd), doubles (14, tied for 4th), triples (7, 2nd), home runs (6, tied for 2nd) and RBI (38, 4th).
- Led qualifying VSL catchers in throwing out 47.9 pct. (23 of 48) of attempted base stealers.
- Named to the Rays Organizational All-Star Team by MLB.com.
- In **2014**, threw out 50.0 pct. (24 of 48) of attempted base stealers in his first season.

## PERSONAL & MISC.

- His father, René Sr., was also a catcher who played seven seasons in the Yankees system from 1994-2000 and played for the Venezuelan National Team at international tournaments.



# CAREER BATTING

YEAR	CLUB	AVG	G	AB	R	H	2B	3B	HR	RBI	SH	SF	HB	BB-I	SO	SB	CS	GDP	OBP	SLG
2014	VSL Rays	.260	41	146	15	38	9	0	1	12	0	1	2	10-0	25	4	0	2	.314	.342
2015	VSL Rays	.323	51	201	42	65	14	7	6	38	0	5	4	17-0	29	5	4	3	.379	.552
2016	GCL Rays	.222	22	81	9	18	2	0	2	13	0	1	2	4-0	21	0	0	1	.273	.321
	Princeton	.309	18	68	13	21	7	0	6	15	0	1	1	3-0	17	0	0	0	.342	.676
2017	Bowling Green	.283	70	269	30	76	16	2	2	36	0	4	3	17-0	41	1	0	9	.328	.379
	GCL Rays	.429	4	14	4	6	1	0	1	3	0	0	0	3-0	1	0	0	0	.529	.714
2018	Charlotte	.301	72	246	35	74	21	1	1	38	2	8	1	23-0	43	1	1	7	.353	.407
2019	Montgomery	.235	77	260	23	61	16	0	5	30	0	1	4	22-0	68	1	2	4	.303	.354
2020																				
2021	Montgomery	.242	41	153	25	37	9	0	8	25	0	0	3	15-0	56	2	1	2	.322	.458
	Durham	.299	52	201	25	60	11	0	12	35	0	1	2	7-0	58	2	1	2	.327	.532
<b>Minor League Totals</b>		<b>.278</b>	<b>448</b>	<b>1639</b>	<b>221</b>	<b>456</b>	<b>106</b>	<b>10</b>	<b>44</b>	<b>245</b>	<b>2</b>	<b>22</b>	<b>22</b>	<b>121-0</b>	<b>359</b>	<b>16</b>	<b>9</b>	<b>30</b>	<b>.332</b>	<b>.436</b>

1: Signed by the Tampa Bay Rays as a free agent, October 1, 2013...signed by William Bergolla, Ronnie Blanco and Marlon Roche.

## DID YOU KNOW?

### 2022 TAMPA BAY RAYS BIRTHDAYS

#### JANUARY (1)

17 Colin Poche (1994)

#### FEBRUARY (4)

2 Josh Lowe (1998)  
7 J.P. Feyereisen (1993)  
9 Vidal Bruján (1998)  
28 Randy Arozarena (1995)

#### MARCH (3)

1 Wander Franco (2001)  
17 Andrew Kittredge (1990)  
25 Mike Zunino (1991)

#### APRIL (6)

10 Corey Kluber (1986)  
11 Jonathan Erlichman (1990)  
14 Paul Hoover (1976)  
22 Kevin Kiermaier (1990)  
24 Brady North (1991)  
28 Shane McClellan (1997)

#### MAY (5)

3 Austin Meadows (1995)  
18 Josh Fleming (1996)  
19 Ji-Man Choi (1991)

23 Jonathan Aranda (1998)

30 Brett Phillips (1994)

#### JUNE (4)

17 Shane Baz (1999)  
17 Dan DeMent (1978)  
26 Ryan Thompson (1992)  
29 Brooks Raley (1988)

#### JULY (7)

5 Nick Anderson (1990)  
6 Brandon Lowe (1994)  
8 Tommy Romero (1997)  
10 Jalen Beeks (1993)  
10 Taylor Walls (1996)  
14 Stan Boroski (1963)  
27 Drew Rasmussen (1995)

#### AUGUST (5)

4 Jason Adam (1991)  
7 Rodney Linares (1976)  
8 Yandy Díaz (1991)  
23 Tyler Glasnow (1993)  
24 Chris Prieto (1972)

#### SEPTEMBER (6)

9 Kyle Snyder (1977)  
12 Matt Wisler (1992)  
19 Luke Ralsky (1994)

20 Jeffrey Springs (1992)

22 Calvin Faucher (1995)

28 Manuel Margot (1994)

#### OCTOBER (3)

15 Chad Mottola (1971)  
26 Luis Patiño (1999)  
27 Francisco Mejía (1995)

#### NOVEMBER (2)

2 René Pinto (1996)  
14 Matt Quattraro (1973)

#### DECEMBER (8)

3 JT Chargois (1990)  
4 Ford Proctor (1996)  
6 Kevin Cash (1977)  
11 Rick Knapp (1961)  
16 Pete Fairbanks (1993)  
18 Brendan McKay (1995)  
26 Yonny Chirinos (1993)  
31 Ryan Yarbrough (1991)





**38****LEFT-HANDED PITCHER**

# COLIN POCHE

**Colin Michael Poche** (poh-SHAY)**BATS LEFT****THROWS LEFT****HEIGHT 6'3"****WEIGHT 230**OPENING DAY AGE **28**MAJOR LEAGUE SERVICE **2 years, 114 days**BORN **1/17/94 in Columbus, OH**RESIDES **Tampa, FL**CONTRACT STATUS **Signed through 2022**SIGNING SCOUT **J.R. Salinas (D-backs)**

ACQUIRED **From the Arizona Diamondbacks along with RH Sam McWilliams (as players to be named, 5/1/18), LH Anthony Banda and INF Nick Solak in a three-team trade with the New York Yankees in exchange for OF Steven Souza Jr., 2/20/18**

## 2021 SEASON

- Missed the entire season recovering from Tommy John surgery.

## CAREER HIGHLIGHTS

- Underwent Tommy John surgery on his left elbow on July 29, 2020, performed by Dr. Keith Meister in Arlington, Texas.
- In 2019, selected from Triple-A Durham on June 8, between games of a doubleheader at BOS, and made his major league debut in the second game...stayed in the majors the rest of the season, making a team-high 51 apps over that span.
- Led AL lefty relievers with a .181 opp avg. (33-for-182), and ranked 7th overall among AL relievers...min. 50 IP, his 12.54 SO/9 IP ratio ranked 4th among AL lefties behind NYY Aroldis Chapman (13.42), BOS Chris Sale (13.32) and CLE Brad Hand (13.19).
- Yielded 9 HR in 51.2 IP, but only 1 HR in his last 23 apps spanning 22 IP...27.3 pct. (9 of 33) of his hits allowed were homers...six of his 9 HR either tied the game (2) or gave the opponent a lead (4), with all six of those in the 7th inning (or later).
- On June 8 at BOS (G2), became the third Ray all-time to enter in relief and take the loss in his major league debut, following Alex Torres on July 18, 2011 vs. NYY and Franklin Núñez on Aug 14, 2004 at TEX...inherited 2-on, 1-out in the 2nd inning and stranded both, then yielded back-to-back singles to start the 3rd and was replaced with 2-on, 2-out, with both runs later scoring on a Michael Chavis double.
- On June 16 vs. LAA, retired all 6 BF, including 3 SO, for his first career win.
- On July 26 at TOR, entered with a 3-1 lead and got three flyouts for his first career save.
- On Aug 29 at HOU, started the 5th inning and allowed 5 BB, most by a Rays reliever since Justin Marks (5) on Sep 9, 2016 at NYY.
- Went 2-2 with a 6.26 ERA (27.1-IP, 19-ER) with 48 SO in 20 apps (2 starts) for Durham...from the start of May until he was selected to the major league roster, went 2-0 with a 3.38 ERA (18.2-IP, 7-ER) and 33 SO in 13 apps (2 starts) with the Bulls, including 11 scoreless outings.
- POSTSEASON:** Pitched in all 5 games of the ALDS against the Astros...became the third rookie to appear in 5 games of a Division Series, joining WSH Sammy Solis in 2016 and TOR Aaron Sanchez in 2015...his only run allowed was a Robinson Chirinos homer in Game 4.
- In 2018, named Minor League Reliever of the Year by the Rays Baseball Operations department...began the season with Double-A Jackson in the D-backs organization, then pitched for Double-A Montgomery and Durham in the Rays system following a May 1 acquisition as a player to be named in the Steven Souza Jr. trade.
- Between the two organizations, went 6-0 with a 0.82 ERA (66-IP, 6-ER) and 110 SO for a 15.0 SO/9 IP ratio...no minor league pitcher with as many innings recorded a better SO/9 IP ratio...struck out 45.6 pct. of his batters faced.
- Named the Rays Minor League Pitcher of the Month for June, going 1-0 with a 0.57 ERA (15.2-IP, 1-ER) and 28 SO.
- Made 5 apps in the International League post-season, recording 12 SO in 7 IP, to help the Bulls win a second consecutive Governors' Cup.



- ◆ Named to the Rays Organizational All-Star Team by MLB.com and *Baseball America's* Minor League All-Star Team.
- ◆ Ranked by *Baseball America* as the No. 20 prospect in the Rays system following the season.
- ◆ In **2017**, went 3-1 with a 1.25 ERA (50.1-IP, 7-ER) and 81 SO in 31 apps between Class-A Visalia and Class-A Kane County, the 6th-lowest ERA among full-season minor leaguers (min. 50 IP).
- ◆ Named to the Diamondbacks Organizational All-Star Team by MLB.com.
- ◆ Went 1-0 with a 3.31 ERA (16.1-IP, 6-ER) in 11 apps for the Salt River Rafterers in the Arizona Fall League.
- ◆ Ranked by *Baseball America* as the No. 29 prospect in the D-backs system following the season.
- ◆ In **2016**, pitched for Short-A Hillsboro in his first professional season...four of his first 5 apps were starts, then pitched exclusively out of the bullpen the rest of the season.

## AMATEUR CAREER

- ◆ Selected by the Diamondbacks in the 14th round of the 2016 Amateur Draft out of Dallas Baptist University, the same program that produced former Ray Ben Zobrist.
- ◆ Began his collegiate career at the University of Arkansas...underwent Tommy John surgery following his sophomore season.
- ◆ Previously selected by the Orioles in the fifth round of the 2012 Amateur Draft, but did not sign.

## PERSONAL & MISC.

- ◆ While matters of racial justice took center stage in 2020, Colin voiced support for efforts to launch a new inquiry into the 2014 killing of Tamir Rice by police in Cleveland...Rice was shot and killed while playing with a toy pellet gun... Colin shared that he'd had a similar encounter under the same circumstances at Tamir's age but had been calmly approached and educated by the officer..."The difference between Tamir's mom losing a son and mine not even knowing about this story is the difference in the color of our skin. There was no justice served in this case. It's time to take another look at it."
- ◆ Colin and his wife, Jessica, were married on November 20, 2021 in Dallas.
- ◆ He won his school's third grade spelling bee to earn the right to compete at the district level, where he was subsequently "destroyed" and made an early exit.

- ◆ Colin was called up to make his debut for the second game of a doubleheader in Boston...the move was not official until the first game concluded, so he was not permitted in the Rays clubhouse until that time...as the first game ended, he was still sitting in an Uber ride in traffic...he eventually got out and walked from the downtown hotel to Fenway Park with his large Rays bag as Red Sox fans streamed the opposite direction...he arrived drenched in sweat 40 minutes before the game and was on the mound in the 2nd inning.
- ◆ He only played basketball up to his freshman year of high school, but has been able to dunk since his senior year...the first time he dunked on someone was at a local gym, just in time for his best friend's dad to walk in and witness it—the only person he knew who did.

## CAREER HIGHS

LONGEST OUTING	RUNS ALLOWED
2,0, 3x-last 8/21/19 vs. SEA	6, 7/16/19 at NYY
STRIKEOUTS	HITS ALLOWED
5, 7/3/19 vs. BAL	4, 7/16/19 at NYY
WALKS	WIN STREAK
5, 8/29/19 at HOU	2G, 2x-last 8/17/19 - 9/2/19
HR ALLOWED	LOSS STREAK
2, 7/16/19 at NYY	3G, 7/13/19 - 7/23/19



## CAREER PITCHING

YEAR	CLUB	W	L	ERA	G	GS	CG	SHO	SV	IP	H	R	ER	HR	HB	BB-I	SO	WP	BK
2016	Hillsboro	1	2	3.19	21	4	0	0	0	31.0	20	14	11	2	1	17-0	36	3	0
2017	Visalia	1	1	1.40	18	0	0	0	2	25.2	14	5	4	0	0	13-2	37	2	0
	Kane County	2	0	1.09	13	0	0	0	1	24.2	16	3	3	0	0	6-1	44	1	1
2018	Jackson	0	0	0.00	9	0	0	0	1	11.0	3	0	0	0	0	2-0	23	1	0
	Montgomery	1	0	0.00	3	0	0	0	0	5.0	1	0	0	0	0	0-0	9	0	0
	Durham	5	0	1.08	28	2	0	0	1	50.0	29	7	6	2	0	17-0	78	1	1
2019	Durham	2	2	6.26	20	2	0	0	0	27.1	32	20	19	4	0	9-0	48	1	0
	<b>Tampa Bay</b>	<b>5</b>	<b>5</b>	<b>4.70</b>	<b>51</b>	<b>0</b>	<b>0</b>	<b>0</b>	<b>2</b>	<b>51.2</b>	<b>33</b>	<b>27</b>	<b>27</b>	<b>9</b>	<b>5</b>	<b>19-1</b>	<b>72</b>	<b>2</b>	<b>0</b>
2020	<b>Tampa Bay</b>	<b>Injured-Did Not Pitch</b>																	
2021	<b>Tampa Bay</b>	<b>Injured-Did Not Pitch</b>																	
<b>Minor League Totals</b>		<b>12</b>	<b>5</b>	<b>2.22</b>	<b>112</b>	<b>8</b>	<b>0</b>	<b>0</b>	<b>5</b>	<b>174.2</b>	<b>115</b>	<b>49</b>	<b>43</b>	<b>8</b>	<b>1</b>	<b>64-3</b>	<b>275</b>	<b>9</b>	<b>2</b>
<b>Major League Totals</b>		<b>5</b>	<b>5</b>	<b>4.70</b>	<b>51</b>	<b>0</b>	<b>0</b>	<b>0</b>	<b>2</b>	<b>51.2</b>	<b>33</b>	<b>27</b>	<b>27</b>	<b>9</b>	<b>5</b>	<b>19-1</b>	<b>72</b>	<b>2</b>	<b>0</b>

1: Selected by the Arizona Diamondbacks in the 14th round of the 2016 Amateur Draft...signed by J.R. Salinas. 2: Acquired by the Tampa Bay Rays along with RH Sam McWilliams (as players to be named, May 1, 2018) and LH Anthony Banda from Arizona and INF Nick Solak from the New York Yankees as part of a three-team trade, February 20, 2018. Tampa Bay sent OF Steven Souza Jr. to Arizona.

## CAREER FIELDING

YEAR	POSITION	PCT	G	PO	A	E	TC	DP
2019	Pitcher	1.000	51	0	1	0	1	0

## POSTSEASON PITCHING

YEAR	SERIES	CLUB	W	L	ERA	G	GS	CG	SHO	SV	IP	H	R	ER	HR	HB	BB-I	SO	WP	BK
2019	ALDS	TB vs. HOU	0	0	2.08	5	0	0	0	0	4.1	2	1	1	1	0	0-0	6	0	0

## LEFT-RIGHT BREAKDOWN

	2019				CAREER			
	AVG	AB	H	HR	AVG	AB	H	HR
vs. Left	.167	66	11	3	.167	66	11	3
vs. Right	.190	116	22	6	.190	116	22	6



WILL VRAGOVIC / TAMPA BAY RAYS



65

CATCHER / INFIELDER

# FORD PROCTOR

**Jay Clifford Proctor IV**
BATS **LEFT**THROWS **RIGHT**HEIGHT **6'1"**WEIGHT **195**OPENING DAY AGE **25**MAJOR LEAGUE SERVICE **None**BORN **12/4/96 in Beaumont, TX**RESIDES **Beaumont, TX**CONTRACT STATUS **Signed through 2022**SIGNING SCOUT **Pat Murphy (Rays)**ACQUIRED **Selected in the third round of the 2018 Amateur Draft**

## 2021 SEASON

- Spent the entire season with Double-A Montgomery and hit a career-high 12 HR.
- His .381 OBP ranked 2nd in Double-A South behind teammate Jonathan Aranda (.410)... also ranked among Double-A South leaders in walks (63, 3rd) and runs (54, 8th).
- Ranked 2nd among Rays minor leaguers with 63 BB.
- Made starts at catcher (57), shortstop (24), third base (5), designated hitter (4) and second base (3).
- Ranked by *Baseball America* as the No. 26 prospect in the Rays system following the season.

## CAREER HIGHLIGHTS

- In **2020**, played 28 games for the Eastern Reyes del Tigre (Sugar Land, Texas) in independent ball.
- While playing independent ball, he and his agent received permission from the Rays front office to catch bullpens to kill time.
- Added to the Rays 60-man player pool on Sep 9 and spent the rest of the summer at the alternate training site in Port Charlotte.

- Played 21 games for Perth in the Australian Baseball League and hit .324/.452/.544 (22-for-68) with 3 HR and 17 RBI.
- In **2019**, played for Class-A Bowling Green and ranked 4th in the Midwest League with a .290 avg. and .383 OBP...ranked 3rd with 76 runs, 133 hits and 69 BB and tied for 4th with 29 2B.
- Tied for 2nd among Rays minor leaguers in doubles and walks...ranked 3rd in runs and hits and 6th with 184 total bases.
- In **2018**, his 32 BB ranked 7th in the New York-Penn League and his 36 runs tied for 9th.

## AMATEUR CAREER

- Selected in the third round of the 2018 Amateur Draft out of Rice University...previously selected by the Royals in the 40th round of the 2015 Amateur Draft, but did not sign.
- Hit .346/.431/.515 (82-for-237) as a junior at Rice and led the team in avg., hits, home runs (8), doubles (14, tied) and RBI (45)...named first team All-Conference USA following the season.
- Was named Conference USA's Freshman of the Year in 2016 after batting .336 (75-for-223) with 15 2B, 3 3B, 3 HR and 41 RBI.

## CAREER BATTING

YEAR	CLUB	AVG	G	AB	R	H	2B	3B	HR	RBI	SH	SF	HB	BB-I	SO	SB	CS	GDP	OBP	SLG
2018	Hudson Valley	.256	60	227	36	58	12	2	1	24	2	5	2	32-0	50	4	2	4	.346	.339
2019	Bowling Green	.290	121	458	76	133	29	2	6	53	1	5	3	69-2	90	11	8	12	.383	.402
2020	Eastern (IND)	.346	28	81	18	28	9	3	4	21	0	0	1	24-0	16	7	1	0	.500	.679
2021	Montgomery	.244	97	308	54	75	12	3	12	47	0	3	7	63-1	100	4	4	4	.381	.419
<b>Minor League Totals</b>		<b>.268</b>	<b>278</b>	<b>993</b>	<b>166</b>	<b>266</b>	<b>53</b>	<b>7</b>	<b>19</b>	<b>124</b>	<b>3</b>	<b>13</b>	<b>12</b>	<b>164-3</b>	<b>240</b>	<b>19</b>	<b>14</b>	<b>20</b>	<b>.374</b>	<b>.393</b>

1: Selected by the Tampa Bay Rays in the third round of the 2018 Amateur Draft...signed by Pat Murphy.



**30****LEFT-HANDED PITCHER**

# BROOKS RALEY

**Brooks Lee Raley** (RAY-lee)**BATS LEFT****THROWS LEFT****HEIGHT 6'3"****WEIGHT 200**OPENING DAY AGE **33**MAJOR LEAGUE SERVICE **2 years, 45 days**BORN **6/29/88 in San Antonio, TX**RESIDES **College Station, TX**CONTRACT STATUS **First year of a two-year contract through 2023 plus one club option for 2024**SIGNING SCOUT **Trey Forkerway (Cubs)**ACQUIRED **Signed as a free agent, 11/30/21**

## 2021 SEASON

- ◆ Made a career-high 58 apps in his second season with the Astros...pitched to a 1.93 ERA (18.2-IP, 4-ER) in 21 apps from July 28 through the end of the regular season...this stretch lowered his season ERA from 6.53 to 4.78.
- ◆ Eleven of his last 12 apps were scoreless, including nine straight from Sep 5-22.
- ◆ Held left-handed batters to a .195 avg. (15-for-77), struck out 41.2 pct. (35 of 85) of lefties faced and did not allow a home run to a lefty.
- ◆ According to Statcast, limited opponents to an avg. exit velocity of 81.5 mph and a hard-hit rate of 21.5 pct., both of which led the majors (min. 100 batted balls).
- ◆ Opponents hit .149 (10-for-67) in at-bats ending with his slider, and the 48.8 pct. whiff rate against it ranked 9th in the AL (min. 50 PA).
- ◆ Made his second consecutive Opening Day roster, first with the Astros.
- ◆ **POSTSEASON:** Pitched to a 6.75 ERA (6.2-IP, 5-ER) in 8 apps...yielded 3 runs in 0.1 IP in Game 3 of the ALDS at CHW but only allowed 2 runs over 7 apps spanning 6.1 IP after that.
- ◆ Had a 2.70 ERA (3.1-IP, 1-ER) and .100 opp avg. (1-for-10) in 4 apps during the World Series.

## CAREER HIGHLIGHTS

- ◆ Since returning to the majors in 2020, is 2-4 with a 4.83 ERA (69-IP, 37-ER) and 92 SO in 79 apps...according to Statcast, has allowed hard-hit contact on 21.4 pct. of batted balls against him over the last two seasons, lowest in the majors among pitchers with at least 60 IP.

- ◆ In **2020**, made the Reds Opening Day roster after entering spring training as a non-roster invite...traded to the Astros on Aug 10 and totaled 21 apps between the two clubs, going 0-1 with a 4.95 ERA (20-IP, 11-ER) and 27 SO.
- ◆ Held lefties to a .121 avg. (4-for-33) between the two clubs and his only extra-base hit allowed to a lefty was a walk-off homer by COL Ryan McMahon in his fifth game with the Astros.
- ◆ On Sep 17 vs. TEX, pitched a perfect 9th inning on 5 pitches for his first career save.
- ◆ **POSTSEASON:** Went 0-1 with a 3.18 ERA (5.2-IP, 2-ER) and 9 SO in 6 apps...took the loss in Game 3 of the ALDS vs. OAK after allowing a go-ahead sacrifice fly by Sean Murphy in the 8th inning.
- ◆ Made four scoreless apps spanning 3 IP against the Rays in the ALCS.
- ◆ In **2019**, spent his fifth and final season in the Korean Baseball Organization in the rotation of the Lotte Giants...ranked among KBO leaders in strikeouts (140, 6th) and innings (181, 8th).
- ◆ In his five seasons in Korea, went 48-53 with a 4.13 ERA (910.2-IP, 418-ER) in 152 apps (151 starts)...made at least 30 starts and went at least 175 IP in each of his five seasons there.
- ◆ Split the **2014** season in Triple-A, joining the Angels on a May 8 waiver claim from the Twins...went 0-4 with a 7.88 ERA (37.2-IP, 33-ER) in 14 apps (6 starts) between two organizations.
- ◆ Placed on Triple-A Salt Lake's injured list on June 8 (right shoulder strain), ending his season.
- ◆ Made 6 starts for the Gigantes del Cibao in the Dominican Winter League.
- ◆ Spent the majority of the **2013** season at Triple-A Iowa but made 9 apps over three stints with the Cubs, including 8 apps after his Sep 3 recall.



- ◆ Ranked 7th in the Pacific Coast League with 25 starts and 141.1 IP...tied for 8th in the PCL with a 1.32 WHIP...ranked 7th among Cubs minor leaguers with 95 SO.
- ◆ In **2012**, made 5 starts for the Cubs in August, his first career major league action.
- ◆ On Aug 7 at SD, made his major league debut and took the loss after yielding 7 runs in 4 IP...allowed two 2-run singles in the 3rd inning and a 3-run homer to Carlos Quentin in the 4th.
- ◆ On Aug 18 at CIN (G2), recorded his first career win in his third career start.
- ◆ Began the season with Double-A Tennessee and promoted to Iowa on May 22...went 6-10 with a 3.58 ERA (130.2-IP, 52-ER) in 22 starts between the two levels.
- ◆ Ranked 5th among Cubs minor leaguers with 98 SO and tied for 9th with 130.2 IP.
- ◆ Ranked by *Baseball America* as having the Best Changeup in the Cubs organization following the season.
- ◆ In **2011**, pitched for Tennessee and tied for 5th among Cubs minor leaguers with 8 wins...his 10 losses ranked 4th in the Southern League.
- ◆ In **2010**, his 27 starts tied for 1st in the Florida State League and tied for 1st among Cubs minor leaguers...named to the Cubs Organizational All-Star Team by MLB.com.
- ◆ Ranked by *Baseball America* as the No. 26 prospect in the Cubs system following the season.
- ◆ In **2009**, split his first professional season between the AZL Cubs and Short-A Boise.

## AMATEUR CAREER

- ◆ Selected by the Cubs as a draft-eligible sophomore in the sixth round of the 2009 Amateur Draft out of Texas A&M...received the 2nd-highest bonus among Cubs selections that year.
- ◆ Was a two-way player at Texas A&M, splitting time between pitching and center field.
- ◆ Attended Uvalde (Texas) High School, where he was a three-time All-State honoree...played football as a wide receiver and defensive back, helping Uvalde to the state playoffs as a senior.

## PERSONAL & MISC.

- ◆ He and his wife, Rachel, have three daughters: Raelynn, Rayney and Ramsey.
- ◆ His older brother, Russell, played college baseball at Oklahoma and his younger brother, Cory, played at Texas Tech.

- ◆ He and Cory co-own a custom bolt action rifle company, Exile Firearms, in his hometown of Uvalde...a passionate outdoorsman, Brooks grew up guiding and long-range shooting.

## CAREER HIGHS

### LONGEST OUTING

6.0, 8/12/12 vs. CIN

### LONGEST RELIEF OUTING

4.1, 7/10/13 vs. LAA

### STRIKEOUTS

4, 5x-last 7/27/20 vs. CHC

### WALKS

3, 4x-last 9/27/13 at STL

### HR ALLOWED

2, 2x-last 8/30/12 vs. MIL

### RUNS ALLOWED

7, 2x-last 8/30/12 vs. MIL

### HITS ALLOWED

10, 8/30/12 vs. MIL

### WIN STREAK

2G, 5/13/21 - 5/16/21

### LOSS STREAK

3G, 9/4/20 - 5/5/21



## CAREER PITCHING

YEAR	CLUB	W	L	ERA	G	GS	CG	SHO	SV	IP	H	R	ER	HR	HB	BB-I	SO	WP	BK
2009	AZL Cubs	0	1	4.15	3	3	0	0	0	4.1	2	4	2	1	0	2-0	3	1	0
	Boise	0	0	1.42	2	0	0	0	0	6.1	3	1	1	1	0	1-0	2	0	0
2010	Daytona	8	6	3.50	27	27	0	0	0	136.1	151	62	53	9	4	43-0	97	5	2
2011	Tennessee	8	10	4.22	26	25	0	0	0	136.1	170	86	64	16	3	45-0	80	7	0
2012	Tennessee	2	2	3.51	8	8	0	0	0	48.2	47	19	19	2	4	12-0	29	1	0
	Iowa	4	8	3.62	14	14	1	1	0	82.0	87	39	33	7	3	28-0	69	2	0
	<b>Chicago-NL</b>	<b>1</b>	<b>2</b>	<b>8.14</b>	<b>5</b>	<b>5</b>	<b>0</b>	<b>0</b>	<b>0</b>	<b>24.1</b>	<b>33</b>	<b>23</b>	<b>22</b>	<b>7</b>	<b>0</b>	<b>11-0</b>	<b>16</b>	<b>0</b>	<b>0</b>
2013	Iowa	8	10	4.46	27	25	0	0	1	141.1	142	73	70	13	6	45-0	95	6	0
	<b>Chicago-NL</b>	<b>0</b>	<b>0</b>	<b>5.14</b>	<b>9</b>	<b>0</b>	<b>0</b>	<b>0</b>	<b>0</b>	<b>14.0</b>	<b>11</b>	<b>9</b>	<b>8</b>	<b>2</b>	<b>2</b>	<b>8-0</b>	<b>14</b>	<b>0</b>	<b>0</b>
2014	Rochester	0	1	3.68	8	1	0	0	1	14.2	17	7	6	1	1	11-0	19	1	0
	Salt Lake	0	3	10.57	6	5	0	0	0	23.0	39	27	27	1	4	12-0	15	1	0
2015	Lotte (Korea)	11	9	3.91	31	30	1	0	0	179.1	182	93	78	20	15	57-2	134	13	2
2016	Lotte (Korea)	8	10	4.34	31	31	1	1	0	184.2	207	105	89	21	17	51-1	147	5	2
2017	Lotte (Korea)	13	7	3.80	30	30	1	0	0	187.1	199	87	79	19	17	44-0	156	3	1
2018	Lotte (Korea)	11	13	4.74	30	30	0	0	0	178.1	180	106	94	24	18	54-1	178	4	2
2019	Lotte (Korea)	5	14	3.88	30	30	0	0	0	181.0	191	88	78	10	8	65-1	140	10	1
2020	Cincinnati	0	0	9.00	4	0	0	0	0	4.0	5	4	4	0	3	2-0	6	0	0
	Houston	0	1	3.94	17	0	0	0	1	16.0	8	8	7	3	1	4-0	21	0	0
2021	Houston	2	3	4.78	58	0	0	0	2	49.0	43	30	26	6	3	16-0	65	1	1
	Sugar Land	0	0	0.00	1	0	0	0	0	1.0	1	0	0	0	0	0-0	1	0	0
<b>Minor League Totals</b>		<b>30</b>	<b>41</b>	<b>4.17</b>	<b>122</b>	<b>108</b>	<b>1</b>	<b>1</b>	<b>2</b>	<b>594.0</b>	<b>659</b>	<b>318</b>	<b>275</b>	<b>51</b>	<b>25</b>	<b>199-0</b>	<b>410</b>	<b>24</b>	<b>2</b>
<b>Major League Totals</b>		<b>3</b>	<b>6</b>	<b>5.62</b>	<b>93</b>	<b>5</b>	<b>0</b>	<b>0</b>	<b>3</b>	<b>107.1</b>	<b>100</b>	<b>74</b>	<b>67</b>	<b>18</b>	<b>9</b>	<b>41-0</b>	<b>122</b>	<b>1</b>	<b>1</b>
<b>Korean Baseball Totals</b>		<b>48</b>	<b>53</b>	<b>4.13</b>	<b>152</b>	<b>151</b>	<b>3</b>	<b>1</b>	<b>0</b>	<b>910.2</b>	<b>959</b>	<b>479</b>	<b>418</b>	<b>94</b>	<b>75</b>	<b>271-5</b>	<b>755</b>	<b>35</b>	<b>8</b>

1: Selected by the Chicago Cubs in the sixth round of the 2009 Amateur Draft...signed by Trey Forkeaway. 2: Claimed by the Minnesota Twins off waivers from Chicago, February 12, 2014. 3: Claimed by the Los Angeles Angels off waivers from Minnesota, May 8, 2014. 4: Signed by the Cincinnati Reds as a free agent, January 7, 2020. 5: Acquired by the Houston Astros from Cincinnati in exchange for a player to be named (RH Fredy Medina), August 10, 2020. 6: Signed by the Tampa Bay Rays as a free agent, November 30, 2021.

## CAREER FIELDING

YEAR	POSITION	PCT	G	PO	A	E	TC	DP
2012	Pitcher	1.000	5	1	3	0	4	0
2013	Pitcher	.750	9	2	1	1	4	0
2020	Pitcher	1.000	21	2	1	0	3	0
2021	Pitcher	1.000	58	4	9	0	13	2
<b>Totals</b>		<b>.958</b>	<b>93</b>	<b>9</b>	<b>14</b>	<b>1</b>	<b>24</b>	<b>2</b>

## POSTSEASON PITCHING

YEAR	SERIES	CLUB	W	L	ERA	G	GS	CG	SHO	SV	IP	H	R	ER	HR	HB	BB-I	SO	WP	BK
2020	ALWC	HOU vs. MIN	0	0	0.00	1	0	0	0	0	0.2	1	0	0	0	0	1-0	1	0	0
	ALDS	HOU vs. OAK	0	1	9.00	1	0	0	0	0	2.0	1	2	2	0	1	2-0	2	0	0
	ALCS	HOU vs. TB	0	0	0.00	4	0	0	0	0	3.0	2	0	0	0	0	2-1	6	0	0
2021	ALDS	HOU vs. CHW	0	0	81.00	1	0	0	0	0	0.1	5	3	3	0	0	0-0	0	0	0
	ALCS	HOU vs. BOS	0	0	3.00	3	0	0	0	0	3.0	1	1	1	0	0	2-0	3	0	0
	WS	HOU vs. ATL	0	0	2.70	4	0	0	0	0	3.1	1	1	1	0	0	1-0	1	0	0
<b>Postseason Totals</b>			<b>0</b>	<b>1</b>	<b>5.11</b>	<b>14</b>	<b>0</b>	<b>0</b>	<b>0</b>	<b>0</b>	<b>12.1</b>	<b>11</b>	<b>7</b>	<b>7</b>	<b>0</b>	<b>1</b>	<b>8-1</b>	<b>13</b>	<b>0</b>	<b>0</b>

## CAREER BATTING

YEAR	CLUB	AVG	AB	R	H	2B	3B	HR	RBI	SH	SF	HB	BB-I	SO	SB	CS	GDP	OBP	SLG
2012	Chicago-NL	.200	10	0	2	0	0	0	0	0	0	0	0-0	1	0	0	0	.200	.200
2013	Chicago-NL	.000	3	0	0	0	0	0	0	1	0	0	0-0	1	0	0	0	.000	.000
<b>Major League Totals</b>		<b>.154</b>	<b>13</b>	<b>0</b>	<b>2</b>	<b>0</b>	<b>0</b>	<b>0</b>	<b>0</b>	<b>1</b>	<b>0</b>	<b>0</b>	<b>0-0</b>	<b>2</b>	<b>0</b>	<b>0</b>	<b>0</b>	<b>.154</b>	<b>.154</b>

## LEFT-RIGHT BREAKDOWN

	2021				CAREER			
	AVG	AB	H	HR	AVG	AB	H	HR
vs. Left	.195	77	15	0	.178	146	26	2
vs. Right	.259	108	28	6	.279	265	74	16



55

OUTFIELDER

# LUKE RALEY

Lucas John Raley (RAY-lee)



BATS LEFT

THROWS RIGHT

HEIGHT 6'4"

WEIGHT 235

OPENING DAY AGE 27

MAJOR LEAGUE SERVICE 58 days

BORN 9/19/94 in Hinckley, OH

RESIDES Hinckley, OH

CONTRACT STATUS Signed through 2022

SIGNING SCOUT Marty Lamb (Dodgers)

ACQUIRED From the Los Angeles Dodgers in exchange for RH Tanner Dodson, 3/18/22

## 2021 SEASON

- ◆ Appeared in 33 games and made 15 starts (8-RF, 7-LF) over six stints with the Dodgers, his first career major league action...was on the active roster from April 9-28, May 4 (27th Man), May 11-20, June 12-16, July 24-30 and Sep 21-25.
- ◆ On April 9 vs. WSH, made his major league debut as a defensive replacement in the 8th inning and grounded out in his only at-bat.
- ◆ On April 14 vs. COL, doubled off Daniel Bard in the 8th inning for his first career hit.
- ◆ On April 16 at SD, his first career homer came off Dan Altavilla, a solo shot in the 5th inning.
- ◆ Appeared in 72 games for Triple-A Oklahoma City...his .393 OBP and .570 SLG both would have ranked 5th in Triple-A West if he had enough plate appearances to qualify.
- ◆ In its midseason update, ranked by *Baseball America* as the No. 15 prospect in the Dodgers system...named to the Dodgers Organizational All-Star Team by MLB.com following the season.
- ◆ **POSTSEASON:** Struck out as a pinch-hitter in the 5th inning of the NL Wild Card Game vs. STL...was not on the Dodgers roster for the Division Series or League Championship Series.

## CAREER HIGHLIGHTS

- ◆ In **2020**, was part of the Dodgers 60-man player pool and spent the summer at the alternate training site at the University of Southern California...acquired prior to the start of spring training as part of the package for Kenta Maeda.
- ◆ Ranked by *Baseball America* as the No. 29 prospect in the Dodgers system following the season.
- ◆ In **2019**, limited to 33 games for Triple-A Rochester (left ankle sprain)...placed on the

injured list on May 9 and returned for 5 games on rehab with the GCL Twins from Aug 22-27.

- ◆ Hit .244 (20-for-82) with 3 HR and 14 RBI in 23 games for the Salt River Rafters in the Arizona Fall League...named AFL Player of the Week for Oct 14-20, batting .391 with 2 HR and 3 RBI.
- ◆ Split the **2018** season between the Dodgers and Twins organizations...spent the entire season at the Double-A level, batting .275/.350/.471 (133-for-484) with 20 HR and 69 RBI in 120 games.
- ◆ Acquired at the trade deadline by the Twins as part of the package for Brian Dozier.
- ◆ Named to the Texas League midseason All-Star Team...finished the year ranked 6th in the league with a .477 SLG and 7th with a .822 OPS.
- ◆ Tied for 9th among Dodgers minor leaguers with 65 runs despite leaving the system on July 31.
- ◆ Played for the Salt River Rafters in the Arizona Fall League but was limited to 4 games and 18 PA due to a strained left shoulder.
- ◆ Spent the entire **2017** season with Class-A Rancho Cucamonga and named to the California League midseason All-Star Team.
- ◆ Led Dodgers minor leaguers with 102 runs and 113B...ranked 3rd with 226 total bases, 4th with 141 hits and 7th with 46 XBH.
- ◆ In **2016**, split his first professional season between three levels and hit .288 (69-for-240) with 4 HR and 24 RBI in 66 games...tied for 6th among Dodgers minor leaguers with 6 3B.

## AMATEUR CAREER

- ◆ Selected by the Dodgers in the seventh round of the 2016 June Draft out of Lake Erie College...was the highest-selected Division II player in 2016 after batting .424 (67-for-158) with 12 HR and 39 RBI in 47 games as a junior.





## CAREER BATTING

YEAR	CLUB	AVG	G	AB	R	H	2B	3B	HR	RBI	SH	SF	HB	BB-I	SO	SB	CS	GDP	OBP	SLG
2016	AZL Dodgers	.625	5	16	4	10	1	0	1	2	0	0	1	2-0	2	0	0	0	.684	.875
	Ogden	.417	5	24	6	10	2	2	1	5	0	0	0	1-0	1	0	0	0	.440	.792
	Great Lakes	.245	56	200	24	49	11	4	2	17	2	5	9	15-0	47	4	4	6	.319	.370
2017	R. Cucamonga	.295	123	478	102	141	21	11	14	62	0	1	19	43-2	124	9	1	9	.375	.473
	Tulsa	.275	93	386	65	106	17	5	17	53	0	5	20	24-1	105	3	0	4	.345	.477
2018	Chattanooga	.276	27	98	15	27	2	3	3	16	0	2	4	12-0	32	1	0	0	.371	.449
	Rochester	.302	33	126	28	38	6	0	7	21	0	0	5	7-1	42	4	0	0	.362	.516
2019	GCL Twins	.368	5	19	1	7	0	0	1	2	0	1	0	0-0	2	0	0	0	.350	.526
	2020 Did Not Play																			
2021	Los Angeles-NL	<b>.182</b>	<b>33</b>	<b>66</b>	<b>5</b>	<b>12</b>	<b>1</b>	<b>0</b>	<b>2</b>	<b>4</b>	<b>0</b>	<b>0</b>	<b>4</b>	<b>2-1</b>	<b>25</b>	<b>0</b>	<b>0</b>	<b>1</b>	<b>.250</b>	<b>.288</b>
	Oklahoma City	.294	72	272	60	80	14	2	19	69	0	1	18	27-0	74	8	3	2	.393	.570
<b>Minor League Totals</b>		<b>.289</b>	<b>419</b>	<b>1619</b>	<b>305</b>	<b>468</b>	<b>74</b>	<b>27</b>	<b>65</b>	<b>247</b>	<b>2</b>	<b>15</b>	<b>76</b>	<b>131-4</b>	<b>429</b>	<b>29</b>	<b>8</b>	<b>21</b>	<b>.367</b>	<b>.489</b>
<b>Major League Totals</b>		<b>.182</b>	<b>33</b>	<b>66</b>	<b>5</b>	<b>12</b>	<b>1</b>	<b>0</b>	<b>2</b>	<b>4</b>	<b>0</b>	<b>0</b>	<b>4</b>	<b>2-1</b>	<b>25</b>	<b>0</b>	<b>0</b>	<b>1</b>	<b>.250</b>	<b>.288</b>

**1:** Selected by the Los Angeles Dodgers in the seventh round of the 2016 Amateur Draft... signed by Marty Lamb. **2:** Acquired by the Minnesota Twins along with INF Logan Forsythe and LH Devin Smeltzer from Los Angeles in exchange for 2B Brian Dozier, July 31, 2018. **3:** Acquired by the Los Angeles Dodgers along with RH Brusdar Graterol and Competitive Balance Round B draft selection from Minnesota in exchange for RH Kenta Maeda, INF Jair Camargo and cash considerations, February 10, 2020. **4:** Acquired by the Tampa Bay Rays from Los Angeles in exchange for RH Tanner Dodson, March 18, 2022.

## CAREER FIELDING

YEAR	POSITION	PCT	G	PO	A	E	TC	DP
2021	Right Field	1.000	16	15	0	0	15	0
	Left Field	1.000	13	8	0	0	8	0

## POSTSEASON BATTING

YEAR	SERIES	CLUB	AVG	G	AB	R	H	2B	3B	HR	RBI	SH	SF	HB	BB-I	SO	SB	CS	GDP	OBP	SLG
2021	NLWC	LAD vs. STL	.000	1	1	0	0	0	0	0	0	0	0	0	0-0	1	0	0	0	.000	.000

## LEFT-RIGHT BREAKDOWN

	2021					CAREER				
	AVG	AB	H	HR	RBI	AVG	AB	H	HR	RBI
vs. Left	.000	16	0	0	0	.000	16	0	0	0
vs. Right	.240	50	12	2	4	.240	50	12	2	4

### DID YOU KNOW?

## RAYS TO HOMER IN THEIR FIRST PLATE APPEARANCE AT TROPICANA FIELD

PLAYER	DATE	PITCH COUNT
Terry Shumpert	March 31, 2003 vs. BOS	1-0 pitch off Alan Embree
Joe Dillon	May 30, 2009 vs. MIN	1-1 pitch off Francisco Liriano
Wil Myers	June 24, 2013 vs. TOR	1-2 pitch off Esmil Rogers
Jake Elmore	April 22, 2015 vs. BOS	2-2 pitch off Edward Mujica
Nick Ciuffo	Sep 7, 2018 vs. BAL	1-0 pitch off Dylan Bundy
Eric Sogard	Aug 3, 2019 vs. MIA	0-1 pitch off Elieser Hernández



57

RIGHT-HANDED PITCHER

## DREW RASMUSSEN

Drew Thomas Rasmussen (RASS-muss-ehh)

BATS **RIGHT**THROWS **RIGHT**HEIGHT **6'1"**WEIGHT **210**OPENING DAY AGE **26**MAJOR LEAGUE SERVICE **1 year, 111 days**BORN **7/27/95 in Puyallup, WA**RESIDES **Phoenix, AZ**CONTRACT STATUS **Signed through 2022**SIGNING SCOUT **Shawn Whalen (Brewers)**ACQUIRED **From the Milwaukee Brewers along with RH J.P. Feyereisen in exchange for SS Willy Adames and RH Trevor Richards, 5/21/21**

## 2021 SEASON

- Went 4-1 with a 2.84 ERA (76-IP, 24-ER) in 35 apps (10 starts) between the Brewers and Rays... all 10 starts came with the Rays, including eight after joining the rotation full-time on Aug 12.
- Acquired with J.P. Feyereisen from the Brewers on May 21 in the Willy Adames trade.
- Pitched to a 1.93 ERA (42-IP, 9-ER) in 10 starts.
- After joining the starting rotation full-time on Aug 12, went 3-0 with a 1.46 ERA (37-IP, 6-ER) in 8 starts and averaged 13.1 pitches per inning... min. 30 IP, his 1.46 ERA over that stretch led the majors over ATL Max Fried (1.60) and led the AL over OAK Frankie Montas (1.93)...led the AL with a 0.76 WHIP and opponents hit .171 (22-for-129) against him after his move into the rotation.
- Between the Brewers and Rays, used his 4-seam fastball on 65.0 pct. of his pitches, 9th in the majors (min. 1,000 total pitches)...opponents hit .221 (40-for-181) with 44 SO against the fastball.
- His avg. fastball velocity after joining the Rays was 97.0 mph, 6th in the majors and 4th in the AL (min. 500 fastballs) from June 19 through the end of the season...50.0 pct. (24 of 48) of his strikeouts with the Rays were on the fastball.
- Went 1-1 with a 3.97 ERA (34-IP, 15-ER) in 25 relief apps, including 1-0 with a 3.71 ERA (17-IP, 7-ER) in 10 relief apps with the Rays.
- Made the Brewers Opening Day roster, the first of his career.
- On May 9 at MIA, stranded the automatic runner for a scoreless 10th inning...finished a 2-1 win to record the first save of his career.
- Optioned to Triple-A Durham after the trade... went 2-0 and did not allow a run in 8 apps span-

ning 11.1 IP with the Bulls...held opponents to a .132 avg. (5-for-38) and struck out 23 of 42 BF.

- Recalled on June 18 and made his Rays debut the next night...optioned on June 21 but was recalled again on June 24 and remained on the active roster for the rest of the season.
- On June 19 at SEA, made his Rays debut and retired all 5 BF including 4 SO.
- On June 30 at WSH, made his first career start and yielded a 2-out, 2-run single to Josh Bell in the 1st inning before pitching a scoreless 2nd... recorded his first career hit, a 2nd-inning single off 5-time All-Star Jon Lester.
- On Sep 14 at TOR, pitched five scoreless innings, silencing an offense which had scored 52 runs in their previous 4 games and 109 runs in their previous 12 games...it marked the second scoreless start of his career, following Aug 17 vs. BAL (4 IP).
- POSTSEASON:** Took no decision in Game 3 of the ALDS at BOS, his first career postseason start... allowed 3 runs in 2 IP, including a leadoff homer to Kyle Schwarber...replaced after allowing three straight singles to begin the 3rd inning.

## CAREER HIGHLIGHTS

- In **2020**, selected from the alternate training site on Aug 13 and remained with the Brewers through the end of the season.
- On Aug 19 at MIN, pitched two scoreless innings of relief in his major league debut...his first batter faced was a swinging strikeout of Miguel Sanó to start the 7th inning.
- On Sep 18 vs. KC, pitched a scoreless 5th inning and recorded his first career win.
- Ranked by *Baseball America* as the No. 14 prospect in the Brewers system following the sea-



son...the publication also tabbed him as having the Best Fastball in the organization for a second consecutive year.

- ◆ **POSTSEASON:** Pitched a scoreless 8th inning of a 4-2 loss in Game 1 of the NL Wild Card Series at LAD...started and ended the inning with strikeouts of Will Smith and Edwin Rios.
- ◆ In **2019**, split his first professional season between three levels and went 1-3 with a 3.15 ERA (74.1-IP, 26-ER) in 27 apps (23 starts).
- ◆ His professional debut was at Miller Park in a start with Class-A Wisconsin on April 12.
- ◆ Ranked by *Baseball America* as the No. 9 prospect in the Brewers system following the season.
- ◆ Did not pitch after being drafted in **2018** while recovering from a second Tommy John surgery, performed by Dr. Keith Meister on Aug 23, 2017.

## AMATEUR CAREER

- ◆ Selected by the Brewers in the sixth round of the 2018 Amateur Draft out of Oregon State...went 14-5 with a 2.65 ERA (170-IP, 50-ER) in 33 career apps (24 starts) for Oregon State...pitched the only perfect game in school history as a freshman on March 21, 2015 vs. Washington State.

- ◆ Underwent Tommy John surgery as a sophomore, performed by Dr. Luis Vela in March 2016.
- ◆ Played with Brendan McKay on USA Baseball's 2015 Collegiate National Team.
- ◆ Previously selected by the Diamondbacks in the 39th round of the 2014 Amateur Draft and the Rays in the 1st round (31st overall) of the 2017 Amateur Draft, but did not sign.
- ◆ Also lettered three years in football as a linebacker at Mount Spokane (Wash.) High School...inducted to the Mount Spokane Athletic Hall of Fame on Jan 21, 2022.

## CAREER HIGHS

<b>LONGEST OUTING</b>	<b>HR ALLOWED</b>
5.0, 5x-last 9/29/21 at HOU	2, 9/21/20 at CIN
<b>LONGEST RELIEF OUTING</b>	<b>RUNS ALLOWED</b>
2.1, 2x-last 8/6/21 at BAL	4, 3x-last 7/5/21 vs. CLE
<b>STRIKEOUTS</b>	<b>HITS ALLOWED</b>
5, 9/1/21 vs. BOS	6, 9/7/21 at BOS
<b>WALKS</b>	<b>WIN STREAK</b>
3, 5/1/21 vs. LAD	4G, 8/6/21 - 9/29/21



TYLER SCHANK / TAMPA BAY RAYS



## CAREER PITCHING

YEAR	CLUB	W	L	ERA	G	GS	CG	SHO	SV	IP	H	R	ER	HR	HB	BB-I	SO	WP	BK
2019	Wisconsin	0	0	0.00	1	1	0	0	0	2.0	1	0	0	0	0	0-0	3	0	0
	Carolina Biloxi	0	0	1.59	4	4	0	0	0	11.1	7	2	2	0	0	2-0	16	0	0
2020	Milwaukee	1	0	5.87	12	0	0	0	0	15.1	17	10	10	3	0	9-0	21	0	0
2021	Milwaukee	0	1	4.24	15	0	0	0	1	17.0	13	11	8	2	0	12-2	25	2	0
	Durham	2	0	0.00	8	1	0	0	1	11.1	5	0	0	0	2	2-0	23	0	0
<b>Tampa Bay</b>		<b>4</b>	<b>0</b>	<b>2.44</b>	<b>20</b>	<b>10</b>	<b>0</b>	<b>0</b>	<b>0</b>	<b>59.0</b>	<b>44</b>	<b>16</b>	<b>16</b>	<b>3</b>	<b>0</b>	<b>13-0</b>	<b>48</b>	<b>2</b>	<b>0</b>
<b>Minor League Totals</b>		<b>3</b>	<b>3</b>	<b>2.73</b>	<b>35</b>	<b>24</b>	<b>0</b>	<b>0</b>	<b>1</b>	<b>85.2</b>	<b>62</b>	<b>28</b>	<b>26</b>	<b>4</b>	<b>4</b>	<b>33-0</b>	<b>119</b>	<b>3</b>	<b>0</b>
<b>Major League Totals</b>		<b>5</b>	<b>1</b>	<b>3.35</b>	<b>47</b>	<b>10</b>	<b>0</b>	<b>0</b>	<b>1</b>	<b>91.1</b>	<b>74</b>	<b>37</b>	<b>34</b>	<b>8</b>	<b>0</b>	<b>34-2</b>	<b>94</b>	<b>4</b>	<b>0</b>

1: Selected by the Milwaukee Brewers in the sixth round of the 2018 Amateur Draft...signed by Shawn Whalen. 2: Acquired by the Tampa Bay Rays along with RH J.P. Feyereisen from Milwaukee in exchange for SS Willy Adames and RH Trevor Richards, May 21, 2021.

## CAREER FIELDING

YEAR	POSITION	PCT	G	PO	A	E	TC	DP
2020	Pitcher	1.000	12	1	2	0	3	0
2021	Pitcher	1.000	35	4	5	0	9	0
<b>Totals</b>		<b>1.000</b>	<b>47</b>	<b>5</b>	<b>7</b>	<b>0</b>	<b>12</b>	<b>0</b>

## POSTSEASON PITCHING

YEAR	SERIES	CLUB	W	L	ERA	G	GS	CG	SHO	SV	IP	H	R	ER	HR	HB	BB-I	SO	WP	BK
2020	NLWC	MIL vs. LAD	0	0	0.00	1	0	0	0	0	1.0	1	0	0	0	0	0-0	2	0	0
2021	ALDS	TB vs. BOS	0	0	13.50	1	1	0	0	0	2.0	6	3	3	1	0	0-0	1	0	0
<b>Postseason Totals</b>			<b>0</b>	<b>0</b>	<b>9.00</b>	<b>2</b>	<b>1</b>	<b>0</b>	<b>0</b>	<b>0</b>	<b>3.0</b>	<b>7</b>	<b>3</b>	<b>3</b>	<b>1</b>	<b>0</b>	<b>0-0</b>	<b>3</b>	<b>0</b>	<b>0</b>

## CAREER BATTING

YEAR	CLUB	AVG	AB	R	H	2B	3B	HR	RBI	SH	SF	HB	BB-I	SO	SB	CS	GDP	OBP	SLG
2021	Milwaukee	.000	1	0	0	0	0	0	0	0	0	0	0-0	1	0	0	0	.000	.000
	Tampa Bay	.333	3	0	1	0	0	0	0	0	0	0	0-0	0	0	0	0	.333	.333
<b>Major League Totals</b>		<b>.250</b>	<b>4</b>	<b>0</b>	<b>1</b>	<b>0</b>	<b>0</b>	<b>0</b>	<b>0</b>	<b>0</b>	<b>0</b>	<b>0</b>	<b>0-0</b>	<b>1</b>	<b>0</b>	<b>0</b>	<b>0</b>	<b>.250</b>	<b>.250</b>

## LEFT-RIGHT BREAKDOWN

	2021				CAREER			
	AVG	AB	H	HR	AVG	AB	H	HR
vs. Left	.202	104	21	1	.243	136	33	3
vs. Right	.205	176	36	4	.199	206	41	5



52

RIGHT-HANDED PITCHER

# TOMMY ROMERO

**Thomas Romero**
BATS **RIGHT**THROWS **RIGHT**HEIGHT **6'2"**WEIGHT **225**OPENING DAY AGE **24**MAJOR LEAGUE SERVICE **None**BORN **7/8/97** in **New Brunswick, NJ**RESIDES **Plantation, FL**CONTRACT STATUS **Signed through 2022**SIGNING SCOUT **Dan Rovetto (Mariners)**
**ACQUIRED From the Seattle Mariners along with RH Andrew Moore in exchange for RH Alex Colomé and OF Denard Span, 5/25/18**

## 2021 SEASON

- Earned a July 20 promotion from Double-A Montgomery to Triple-A Durham...recorded a career-high 145 SO and went 8-2 with a 2.61 ERA (110.1-IP, 32-ER) in 23 apps (21 starts) between the two levels.
- Ranked 2nd among Rays minor leaguers in strikeouts, one shy of Tobias Myers (146)...ranked 2nd in innings and tied for 3rd in wins.
- Was on Montgomery's injured list from May 13-25 with a left oblique strain.
- Ranked by *Baseball America* as the No. 21 prospect in the Rays system following the season...the publication also tabbed him as having the Best Control in the organization.

## CAREER HIGHLIGHTS

- In **2020**, was not part of the Rays 60-man player pool and did not play following the cancellation of the minor league season.
- Following the season, went 1-0 with a 3.18 ERA (11.1-IP, 4-ER) in 3 starts for the Criollos de Caguas in the Puerto Rican Winter League and took no decision in his only start for Puerto Rico in the Caribbean Series.
- In **2019**, named Florida State League Most Valuable Pitcher and Most Valuable Player for Class-A Charlotte by the Rays Baseball Operations department.
- Went 12-4 with a 1.89 ERA (119.1-IP, 25-ER) in 23 apps (18 starts) with the Stone Crabs and was promoted to Double-A Montgomery for his final start of the regular season.
- Named to the FSL postseason All-Star Team...led the league in wins, winning pct., ERA, WHIP (1.02) and opp avg. (.205).

- Won his only start with the Biscuits to tie for the organizational lead with a career-high 13 wins...ranked 8th among Rays minor leaguers with 125.1 IP and tied for 9th with 19 starts.
- Spent the **2018** season in the Midwest League and made its midseason and postseason All-Star teams...began the season with Class-A Clinton in the Mariners system and finished it with Class-A Bowling Green in the Rays system...went 11-4 with a 2.95 ERA (128-IP, 42-ER) in 25 starts between the two organizations.
- Acquired from the Mariners in the Denard Span and Alex Colomé trade on May 25.
- Led the MWL in winning pct. (.733) and tied for the league lead with 11 wins and a .238 opp avg. ...ranked 2nd in ERA and 4th with 131 SO.
- In **2017**, tied for 2nd in the Arizona League with 5 wins and tied for 9th with 51 SO.
- Went 4-1 with a 0.55 ERA (33-IP, 2-ER) and 40 SO in his final 9 apps (3 starts) of the season.
- Ranked by *Baseball America* as the No. 26 prospect in the Mariners system following the season.

## AMATEUR CAREER

- Selected by the Mariners in the 15th round of the 2017 Amateur Draft out of Eastern Florida State College...played one season there after transferring from Polk State Junior College.
- In 2017, led NJCAA Division I with 136 SO and ranked 5th with a 1.13 ERA...earned first team NJCAA Division I All-American honors and won the FCSAA Pitcher of the Year Award.



## CAREER PITCHING

YEAR	CLUB	W	L	ERA	G	GS	CG	SHO	SV	IP	H	R	ER	HR	HB	BB-I	SO	WP	BK
2017	AZL Mariners	5	1	2.08	13	2	0	0	0	43.1	27	12	10	0	2	15-0	51	1	0
2018	Clinton	3	3	2.45	9	9	0	0	0	44.0	41	12	12	1	2	15-0	54	1	0
	Bowling Green	8	1	3.21	16	16	1	1	0	84.0	70	30	30	10	2	36-0	77	1	1
2019	Charlotte	12	4	1.89	23	18	1	1	0	119.1	86	28	25	4	3	36-0	103	5	0
	Montgomery	1	0	7.50	1	1	0	0	0	6.0	7	5	5	1	0	2-0	1	0	0
2020										Did Not Pitch									
2021	Montgomery	1	0	1.88	11	9	0	0	0	48.0	36	13	10	3	1	10-0	75	2	0
	Durham	7	2	3.18	12	12	0	0	0	62.1	39	22	22	7	2	21-0	70	3	0
<b>Minor League Totals</b>		<b>37</b>	<b>11</b>	<b>2.52</b>	<b>85</b>	<b>67</b>	<b>2</b>	<b>2</b>	<b>0</b>	<b>407.0</b>	<b>306</b>	<b>122</b>	<b>114</b>	<b>26</b>	<b>12</b>	<b>135-0</b>	<b>431</b>	<b>13</b>	<b>1</b>

1: Selected by the Seattle Mariners in the 15th round of the 2017 Amateur Draft...signed by Dan Rovetto. 2: Acquired by the Tampa Bay Rays along with RH Andrew Moore from Seattle in exchange for RH Alex Colomé, OF Denard Span and cash considerations, May 25, 2018.



TYLER SCHANK / TAMPA BAY RAYS



59

LEFT-HANDED PITCHER

## JEFFREY SPRINGS

Jeffrey Scott Springs



BATS LEFT

THROWS LEFT

HEIGHT 6'3"

WEIGHT 220

OPENING DAY AGE 29

MAJOR LEAGUE SERVICE 3 years, 55 days

BORN 9/20/92 in Belmont, NC

RESIDES Belmont, NC

CONTRACT STATUS Signed through 2022

SIGNING SCOUT Jay Heafner (Rangers)

ACQUIRED From the Boston Red Sox along with RH Chris Mazza and cash considerations in exchange for C Ronaldo Hernández and INF Nick Sogard, 2/17/21

## 2021 SEASON

- ◆ In his first season with the Rays, was leading the team with 43 apps when he suffered a season-ending knee injury on July 31 vs. BOS.
- ◆ Attempts to rehab the injury resulted in continued discomfort...underwent surgery on Aug 16 to reconstruct a torn ACL in his right knee...the procedure was performed by Dr. Koco Eaton in St. Petersburg.
- ◆ Struck out 35.2 pct. (63 of 179) of his batters faced, the highest rate of his career...had a 48.2 pct. whiff rate on his changeup and a 39.3 pct. whiff rate on his sinker, according to Statcast.
- ◆ Yielded 9 HR, which tied for 3rd among AL relievers at the time of his injury...57.1 pct. (12 of 21) of his runs allowed came on homers.
- ◆ Had a 1.04 ERA (8.2-IP, 1-ER) in his last 8 apps.
- ◆ Made his third straight Opening Day roster with three different teams.
- ◆ On April 6 at BOS, took a blown save after allowing the automatic runner to score in the 11th...yielded a game-tying single on his first pitch.
- ◆ On April 18 at NYY, recorded his first career save with a perfect 9th inning...became the fourth Ray to record his first career save at Yankee Stadium, joining Adam Kolarek in 2018, Jake Odorizzi in 2013 and Jeff Sparks in 1999.
- ◆ On May 7 at OAK, allowed a walk-off homer to Seth Brown, the third time in his career he was on the mound for a walk-off loss...the previous two were both walk-off homers: Sep 25, 2020 at ATL (Freddie Freeman) and Sep 16, 2019 at SD (Francisco Mejía)...marked the fourth time in club history the Rays lost on a "left-on-left" walk-off homer, following June 23, 2012 at PHI, Aug 7, 2009 at SEA and May 2, 2002 at MIN.

## CAREER HIGHLIGHTS

- ◆ In 2020, acquired by the Red Sox prior to spring training and made 16 apps over two stints in the majors...was on the active roster from Opening Day–Aug 10 and Aug 22–Sep 25.
- ◆ Pitched to a 3.86 ERA (11.2-IP, 5-ER) with 18 SO in his final 10 apps of the season.
- ◆ Recorded 4 outs (or more) in seven of 16 apps...went a season-high-tying 2 IP four times.
- ◆ Min. 20 IP, led the team with a 12.39 SO/9 IP ratio.
- ◆ On July 27 vs. NYM, made his Red Sox debut and allowed 5 runs in 1.1 IP, including 2-run homers by Pete Alonso and Dominic Smith.
- ◆ In 2019, made 25 apps over three stints with the Rangers, including his first career Opening Day roster...his 4 wins ranked 2nd among Rangers relievers...was on the injured list for more than two months for left shoulder inflammation.
- ◆ Totaled 8 apps (2 starts) in the minors between his option to Triple-A Nashville and rehab...went 3-0 with a 3.00 ERA (9-IP, 3-ER).
- ◆ Reinstated from the 60-day IL on Sep 1 and spent the rest of the season in the majors.
- ◆ Began the 2018 season with Double-A Frisco and ended it in the majors...selected to the active roster on July 31 and remained with the Rangers through season's end...made 18 apps (2 starts), with both starts coming from the opener role.
- ◆ On July 31 at ARI, made his major league debut and his only run allowed in 2 IP came on a run-scoring wild pitch in the 6th inning.
- ◆ On Sep 16 at SD, suffered the loss after allowing a walk-off grand slam to Francisco Mejía...marked the 11th time in franchise history the Rangers lost on a walk-off grand slam but third time over a span of six seasons (2013-18).



- ◆ On Sep 23 vs. SEA, pitched two scoreless innings to record his first career win.
- ◆ Split the first four months of the season between Frisco and Triple-A Round Rock, going 4-4 with a 4.13 ERA (56.2-IP, 26-ER) in 33 apps.
- ◆ Spent the **2017** season with Class-A Down East and ranked 2nd in the Carolina League with 146 SO...led Rangers minor leaguers in strikeouts.
- ◆ His 11.70 SO/9 IP ratio ranked 6th among all full-season minor leaguers (min. 100 IP).
- ◆ Reached double-digit strikeouts in 3 starts... did this in back-to-back outings toward the end of May to claim Carolina League Pitcher of the Week honors for May 22-28.
- ◆ Transitioned to the bullpen on July 26 and held opponents to a .173 avg. (14-for-81) as a reliever... all 14 relief apps spanning 22.1 IP were scoreless.
- ◆ Split the **2016** season between Class-A Hickory and Class-A High Desert, earning a June 23 promotion...went 3-3 with a 4.63 ERA (79.2-IP, 33-ER) in 31 apps (9 starts) between the two levels...named to the South Atlantic League midseason All-Star Team.
- ◆ In **2015**, began his professional career and went 2-2 with a 2.61 ERA (31-IP, 9-ER) in 17 apps between Short-A Spokane and Hickory.

- ◆ Jeffrey's major league debut came on July 31, 2018 and he assumed he had been traded when he received a 2 p.m. call from the Rangers director of minor league operations...instead, he was informed of his call up and made it to the airport in time to debut that night in a 6:40 p.m. game.
- ◆ He grew up a Red Sox fan and enjoyed watching Pedro Martínez and Jason Varitek...his mother sent him a picture of a Red Sox keychain and gym bag she found in his room after he was traded from Texas to Boston in January 2020.

## CAREER HIGHS

LONGEST OUTING	RUNS ALLOWED
3.0, 3x-last 6/8/19 vs. OAK	5, 2x-last 7/27/20 vs. NYM
STRIKEOUTS	HITS ALLOWED
5, 7/9/21 vs. TOR	5, 8/10/20 vs. TB
WALKS	WIN STREAK
3, 2x-last 6/16/19 at CIN	3G, 2x-last 5/9/21 - 7/18/21
HR ALLOWED	LOSS STREAK
2, 2x-last 7/2/21 at TOR	2G, 8/10/20 - 9/25/20

## AMATEUR CAREER

- ◆ Selected by the Rangers in the 30th round of the 2015 Amateur Draft out of Appalachian State University...went 11-12 with a 5.10 ERA (243.1-IP, 138-ER) in 58 apps (43 starts) over four seasons with the Mountaineers...ranks among the program's all-time leaders in starts (tied for 3rd), strikeouts (215, 4th) and innings pitched (7th).
- ◆ Graduated from South Point (N.C.) High School... went 11-0 with a 1.20 ERA and 150 SO as a senior and helped lead the team to a state championship...named the 2011 North Carolina 3-A Player of the Year and won Most Valuable Player honors of the 3-A state championship series.

## PERSONAL & MISC.

- ◆ He and his wife, Bailey, were married in 2018... their son, Stetson, was born on Jan 27, 2022.
- ◆ Jeffrey signed for the minimum \$1,000 after the Rangers selected the senior pitcher in the 30th round of the 2015 Amateur Draft...he worked multiple part-time jobs during the minor league offseasons, including pitching lessons, landscaping and at the YMCA, where he used his employment for a free gym membership.





## CAREER PITCHING

YEAR	CLUB	W	L	ERA	G	GS	CG	SHO	SV	IP	H	R	ER	HR	HB	BB-I	SO	WP	BK
2015	Spokane	2	2	2.93	15	0	0	0	0	27.2	21	9	9	2	3	14-0	33	3	0
	Hickory	0	0	0.00	2	0	0	0	0	3.1	0	0	0	0	0	1-0	6	0	0
2016	Hickory	1	1	1.16	18	0	0	0	3	31.0	11	8	4	1	0	8-0	40	2	0
	High Desert	2	2	5.36	13	9	0	0	0	48.2	52	33	29	9	2	21-0	52	3	0
2017	Down East	2	8	3.69	31	17	0	0	2	112.1	104	48	46	13	5	37-1	146	6	2
2018	Frisco	3	2	4.82	20	0	0	0	1	37.1	39	20	20	2	2	7-0	68	3	2
	Round Rock	1	2	2.79	13	0	0	0	1	19.1	12	6	6	0	2	12-0	30	0	0
	Texas	1	1	3.38	18	2	0	0	0	32.0	32	14	12	4	1	14-1	31	3	0
2019	Texas	4	1	6.40	25	0	0	0	0	32.1	38	23	23	4	0	23-0	32	0	0
	Nashville	3	0	3.86	6	0	0	0	0	7.0	6	4	3	1	0	0-0	12	0	0
	AZL Rangers	0	0	0.00	2	2	0	0	0	2.0	0	0	0	0	0	0-0	3	0	0
2020	Boston	0	2	7.08	16	0	0	0	0	20.1	30	18	16	5	1	7-1	28	2	0
	Tampa Bay	5	1	3.43	43	0	0	0	2	44.2	35	21	17	9	0	14-1	63	3	0
<b>Minor League Totals</b>		<b>14</b>	<b>17</b>	<b>3.65</b>	<b>120</b>	<b>28</b>	<b>0</b>	<b>0</b>	<b>7</b>	<b>288.2</b>	<b>245</b>	<b>128</b>	<b>117</b>	<b>28</b>	<b>14</b>	<b>100-1</b>	<b>390</b>	<b>17</b>	<b>4</b>
<b>Major League Totals</b>		<b>10</b>	<b>5</b>	<b>4.73</b>	<b>102</b>	<b>2</b>	<b>0</b>	<b>0</b>	<b>2</b>	<b>129.1</b>	<b>135</b>	<b>76</b>	<b>68</b>	<b>22</b>	<b>2</b>	<b>58-3</b>	<b>154</b>	<b>8</b>	<b>0</b>

1: Selected by the Texas Rangers in the 30th round of the 2015 Amateur Draft...signed by Jay Heafner. 2: Acquired by the Boston Red Sox from Texas in exchange for 1B/OF Sam Travis, January 15, 2020. 3: Acquired by the Tampa Bay Rays along with RH Chris Mazza and cash considerations from Boston in exchange for C Ronaldo Hernández and INF Nick Sogard, February 17, 2021.

## CAREER FIELDING

YEAR	POSITION	PCT	G	PO	A	E	TC	DP
2018	Pitcher	1.000	18	2	4	0	6	0
2019	Pitcher	1.000	25	0	1	0	1	0
2020	Pitcher	1.000	16	0	2	0	2	0
2021	Pitcher	1.000	43	1	2	0	3	1
<b>Totals</b>		<b>1.000</b>	<b>102</b>	<b>3</b>	<b>9</b>	<b>0</b>	<b>12</b>	<b>1</b>

## LEFT-RIGHT BREAKDOWN

	2021				CAREER			
	AVG	AB	H	HR	AVG	AB	H	HR
vs. Left	.263	57	15	3	.310	174	54	6
vs. Right	.191	105	20	6	.244	332	81	16



81

RIGHT-HANDED PITCHER

# RYAN THOMPSON

Ryan Scott Thompson

BATS **RIGHT**THROWS **RIGHT**HEIGHT **6'5"**WEIGHT **210**OPENING DAY AGE **29**MAJOR LEAGUE SERVICE **2 years**BORN **6/26/92 in Salem, OR**RESIDES **Turner, OR**CONTRACT STATUS **Signed through 2022**SIGNING SCOUT **Tim Bittner (Astros)**ACQUIRED **Selected from the Houston Astros in the Triple-A phase of the 2018 Rule 5 Draft**

## 2021 SEASON

- Placed on the 10-day IL (right shoulder inflammation) on June 28, ending his season...an August rehab assignment resulted in continued discomfort, and he underwent thoracic outlet decompression surgery on Sep 30, performed by Dr. Gregory Pearl in Dallas.
- Opponents hit .212 (11-for-52) in at-bats ending with the slider, according to Statcast.
- Yielded 4 runs (3 ER) in his first 5 apps but pitched to a 1.82 ERA (29.2-IP, 6-ER) after that.
- Inherited 26 runners, which ranked 4th in the majors and 3rd in the AL at the time of his injury.
- Made his second consecutive Opening Day roster, both with the Rays.
- On April 6 at BOS, got the last out of the 11th inning and was in line for the win after the Rays scored in the top of the 12th...was a strike away from the win but hit Alex Verdugo on an 0-2 pitch...started the next at-bat with a wild pitch and allowed a 2-run, walk-off double to J.D. Martinez, the third loss of his career and the first time he was on the mound for a walk-off loss.

## CAREER HIGHLIGHTS

- In **2020**, selected to the major league roster on July 23 and made 25 apps in his rookie season.
- Was with the Rays for three stints: Opening Day–Aug 5, Aug 8 (29th Man) and Aug 9 through season's end...recalled for his third stint after Oliver Drake went on the 10-day IL...spent 59 of 60 games on the active roster.
- Pitched to a 6.75 ERA (9.1-IP, 7-ER) in 10 apps in September and a 6.61 ERA (16.1-IP, 12-ER) in 18 apps beginning on Aug 14.
- Inherited 10 runners and stranded them all...was one of three major league relievers with

10 IR (or more) and none scored, joining DET Bryan Garcia (11) and CHW Codi Heuer (10).

- Min. 20 IP, his groundball rate of 59.0 pct. ranked 8th in the AL.
- Became the third pitcher since Stats LLC began tracking minor league phases of the Rule 5 Draft (2000) to be picked and make an Opening Day roster for that team...joined STL John Brebbia in 2019 and TEX Alexi Ogando in 2011.
- On Opening Day vs. TOR, made his major league debut and pitched two scoreless innings.
- On Aug 8 vs. NYY (G2), made his first career start and pitched two scoreless innings...his only hit allowed was a 2-out single to Aaron Hicks in the 1st...the next day, recorded his first career win with a perfect 9th inning.
- On Sep 19 at BAL, retired both batters faced in the 9th inning for his first career save...became the 12th Rays pitcher with a save, tying the major league record set by the 1973 Rangers.
- Ranked by *Baseball America* as the No. 25 prospect in the Rays system following the season.
- POSTSEASON:** Went 0-1 with a 1.93 ERA (9.1-IP, 2-ER) in 9 apps (1 start)...eight of his 9 apps were scoreless, the only exception coming in Game 4 of the ALDS at NYY...opened and pitched a scoreless 1st inning but allowed a Luke Voit homer and three consecutive walks to start the 2nd, with a second run scoring on a sacrifice fly.
- In **2019**, went 1-1 with a 2.70 ERA (23.1-IP, 7-ER) in 16 apps (5 starts) between Class-A Charlotte and Double-A Montgomery in his first season in the Rays organization.
- Made his season debut on May 21, returning from Tommy John surgery.
- Missed the entire **2018** season due to Tommy John surgery.



- Selected by the Rays from the Astros in the Triple-A phase of the Rule 5 Draft.
- Split the **2017** season between Double-A Corpus Christi and Triple-A Fresno, going 2-4 with a 4.05 ERA (66.2-IP, 30-ER) in 37 apps.
- Made his Triple-A debut on April 20, the start of his first of two stints with the Grizzlies.
- In **2016**, went 5-2 with a 3.35 ERA (75.1-IP, 28-ER) in 43 apps between Class-A Lancaster and Corpus Christi...promoted to Double-A on June 20 and remained there through season's end.
- In **2015**, split his first full pro season between Class-A Quad Cities and Lancaster, going 5-2 with a 3.00 ERA (63-IP, 21-ER) in 43 apps.
- In **2014**, led Astros minor leaguers with 12 saves, which tied for 3rd in the New York-Penn League...named to the midseason NYPL All-Star Team.

## AMATEUR CAREER

- Selected by the Astros in the 23rd round of the 2014 Amateur Draft out of Campbell University...won Big South Pitcher of the Year honors as a junior and finished 2nd for the Gregg Olson Breakout Player of the Year Award.
- Named to the Louisville Slugger All-American team as a junior and senior.
- Transferred to Campbell from Chemeketa Community College in Hayesville, Ore.

## PERSONAL & MISC.

- With no fans permitted inside Tropicana Field in 2020, Ryan's father, Ed, flew to St. Petersburg from Oregon to watch his major league debut from Ferg's Sports Bar & Grill near the ballpark...when Ryan entered the game, Ed ran around the the bar celebrating with each out he recorded.
- While in the minor leagues, Ryan worked as a substitute teacher during the offseason...he also organized a Wii Dance Club for the students after school hours...he used the money he earned to fund offseason training.
- Ryan is a self-professed James Bond nerd...at one point, he was ranked No. 1 in the state of Oregon and No. 6 nationally on the QuizUp trivia app in the James Bond category...his favorite Bond film is Casino Royale and Daniel Craig is his top 007.
- He is a three-time winner of the Knights of Columbus Oregon Free Throw Championship...he and his dad would visit a local gym to practice and he estimates shooting thousands of free throws each day in preparation...he made 24 of 25 attempts in two of his three career champi-

onship rounds...the tournament required contestants to progress through multiple qualifying rounds to contend for the title.

- Ryan is a reformed autograph hound...his dad took him on a weekend trip to Seattle each year to attend a Mariners series and Ryan would case the visiting hotel for players to sign...one vivid memory he has is running at full speed up a down escalator to reach Derek Jeter, only to trip and land face first at the top in front of him...Derek told him, "Kid, it's not worth it."
- Ryan supports an organization called 2ndMilk...the organization provides nutrition for malnourished babies in developing nations.
- He earned his black belt in karate at age 10.

### CAREER HIGHS

<b>LONGEST OUTING</b>	<b>HR ALLOWED</b>
2.0, 4x-last 5/21/21 at TOR	1, 7x-last 6/20/21 at SEA
<b>LONGEST RELIEF OUTING</b>	<b>RUNS ALLOWED</b>
2.0, 3x-last 5/21/21 at TOR	3, 9/1/20 at NYY
<b>STRIKEOUTS</b>	<b>HITS ALLOWED</b>
3, 4x-last, 6/9/21 vs. WSH	4, 7/31/20 at BAL
<b>WALKS</b>	<b>LOSS STREAK</b>
2, 2x-last 4/11/21 vs. NYY	26, 8/14/20 - 9/1/20



## CAREER PITCHING

YEAR	CLUB	W	L	ERA	G	GS	CG	SHO	SV	IP	H	R	ER	HR	HB	BB-I	SO	WP	BK
2014	Tri-City	2	1	2.96	23	0	0	0	12	24.1	22	9	8	2	3	9-2	19	0	0
2015	Quad Cities	4	2	2.65	38	0	0	0	5	54.1	43	18	16	4	6	15-0	55	1	0
	Lancaster	1	0	5.19	5	0	0	0	2	8.2	8	5	5	0	0	2-0	5	0	0
2016	Lancaster	2	1	5.09	20	0	0	0	2	35.1	41	21	20	3	2	9-0	42	2	0
	Corpus Christi	3	1	1.80	23	0	0	0	3	40.0	32	9	8	0	1	10-0	23	3	0
2017	Corpus Christi	2	3	2.59	31	0	0	0	6	59.0	59	24	17	3	2	11-1	55	3	0
	Fresno	0	1	15.26	6	0	0	0	0	7.2	18	13	13	2	3	2-1	6	0	0
2018	Injured-Did Not Pitch																		
2019	Charlotte	0	0	0.00	2	0	0	0	1	3.0	2	0	0	0	0	0-0	5	0	0
	Montgomery	1	1	3.10	14	5	0	0	0	20.1	24	8	7	1	1	6-0	20	1	0
2020	<b>Tampa Bay</b>	<b>1</b>	<b>2</b>	<b>4.44</b>	<b>25</b>	<b>1</b>	<b>0</b>	<b>0</b>	<b>1</b>	<b>26.1</b>	<b>29</b>	<b>15</b>	<b>13</b>	<b>4</b>	<b>0</b>	<b>8-0</b>	<b>23</b>	<b>0</b>	<b>1</b>
2021	<b>Tampa Bay</b>	<b>3</b>	<b>2</b>	<b>2.38</b>	<b>36</b>	<b>0</b>	<b>0</b>	<b>0</b>	<b>0</b>	<b>34.0</b>	<b>26</b>	<b>11</b>	<b>9</b>	<b>3</b>	<b>2</b>	<b>9-2</b>	<b>37</b>	<b>1</b>	<b>0</b>
	FCL Rays	0	0	0.00	1	0	0	0	0	1.0	0	0	0	0	0	0-0	2	0	0
	Durham	1	0	0.00	4	0	0	0	0	3.1	3	0	0	0	0	3-0	6	0	0
<b>Minor League Totals</b>		<b>16</b>	<b>10</b>	<b>3.29</b>	<b>167</b>	<b>5</b>	<b>0</b>	<b>0</b>	<b>31</b>	<b>257.0</b>	<b>252</b>	<b>107</b>	<b>94</b>	<b>15</b>	<b>18</b>	<b>67-4</b>	<b>238</b>	<b>10</b>	<b>0</b>
<b>Major League Totals</b>		<b>4</b>	<b>4</b>	<b>3.28</b>	<b>61</b>	<b>1</b>	<b>0</b>	<b>0</b>	<b>1</b>	<b>60.1</b>	<b>55</b>	<b>26</b>	<b>22</b>	<b>7</b>	<b>2</b>	<b>17-2</b>	<b>60</b>	<b>1</b>	<b>1</b>

1: Selected by the Houston Astros in the 23rd round of the 2014 Amateur Draft...signed by Tim Bittner. 2: Selected by the Tampa Bay Rays from Houston in the Triple-A phase of the Rule 5 Draft, December 13, 2018.

## CAREER FIELDING

YEAR	POSITION	PCT	G	PO	A	E	TC	DP
2020	Pitcher	1.000	25	1	5	0	6	1
2021	Pitcher	1.000	36	2	3	0	5	0
<b>Totals</b>		<b>1.000</b>	<b>61</b>	<b>3</b>	<b>8</b>	<b>0</b>	<b>11</b>	<b>1</b>

## POSTSEASON PITCHING

YEAR	SERIES	CLUB	W	L	ERA	G	GS	CG	SHO	SV	IP	H	R	ER	HR	HB	BB-I	SO	WP	BK
2020	ALWC	TB vs. TOR	0	0	0.00	1	0	0	0	0	1.1	0	0	0	0	0	0-0	2	0	0
	ALDS	TB vs. NYY	0	1	4.91	2	1	0	0	0	3.2	5	2	2	1	1	3-0	3	0	0
	ALCS	TB vs. HOU	0	0	0.00	3	0	0	0	0	1.2	2	0	0	0	0	0-0	2	0	0
	WS	TB vs. LAD	0	0	0.00	3	0	0	0	0	2.2	0	0	0	0	0	1-0	3	0	0
<b>Postseason Totals</b>			<b>0</b>	<b>1</b>	<b>1.93</b>	<b>9</b>	<b>1</b>	<b>0</b>	<b>0</b>	<b>0</b>	<b>9.1</b>	<b>7</b>	<b>2</b>	<b>2</b>	<b>1</b>	<b>1</b>	<b>4-0</b>	<b>10</b>	<b>0</b>	<b>0</b>

## LEFT-RIGHT BREAKDOWN

	2021				CAREER			
	AVG	AB	H	HR	AVG	AB	H	HR
vs. Left	.200	20	4	1	.231	52	12	1
vs. Right	.214	103	22	2	.243	177	43	6



**6** INFIELDER

# TAYLOR WALLS

**Davis Taylor Walls**



BATS <b>SWITCH</b>	THROWS <b>RIGHT</b>	HEIGHT <b>5'10"</b>	WEIGHT <b>190</b>
OPENING DAY AGE <b>25</b>		MAJOR LEAGUE SERVICE <b>83 days</b>	
BORN <b>7/10/96 in Americus, GA</b>		RESIDES <b>Cordele, GA</b>	
CONTRACT STATUS <b>Signed through 2022</b>		SIGNING SCOUT <b>Brett Foley (Rays)</b>	
ACQUIRED <b>Selected in the third round of the 2017 Amateur Draft</b>			

## 2021 SEASON

- ◆ Appeared in 54 games and made 44 starts over three stints with the Rays: May 22–July 23, Sep 1–6 and Sep 11–20...his first stint began after Willy Adames was traded to the Brewers and included a minimum stay on the 10-day IL due to right wrist tendinitis.
- ◆ Despite only 54 games at the major league level, his 10 Defensive Runs Saved tied for 3rd among major league shortstops behind HOU Carlos Correa (20) and MIN Andrelton Simmons (15).
- ◆ On May 22 at TOR, made his major league debut as the starting shortstop and doubled in each of the 5th and 9th innings, becoming the sixth Ray with multiple hits in his major league debut and first with multiple extra-base hits...became the third switch-hitter in the modern era (since 1900) to have an extra-base hit from each side of the plate in his major league debut, according to the Elias Sports Bureau...joined MIN Rich Becker on Sep 10, 1993 at TEX and TEX George Wright on April 10, 1982 at CLE.
- ◆ On June 9 vs. WSH, hit his first career homer, a solo shot off Kyle Finnegan.
- ◆ Named Minor League Defensive of the Year by the Rays Baseball Operations department, the third straight minor league season he won the award (2018-19)...had a .972 fielding pct. in 52 games for Durham and played three infield positions: shortstop, second base and third base.
- ◆ Ranked by *Baseball America* as the Best Defensive Shortstop in Triple-A East in its Best Tools survey.

## CAREER HIGHLIGHTS

- ◆ In 2020, was part of the Rays 60-man player pool and spent the summer at the alternate training site in Port Charlotte.

- ◆ Ranked by *Baseball America* as the No. 15 prospect in the Rays system following the season...the publication also tabbed him as the Best Defensive Infielder and Best Infield Arm in the organization.
- ◆ In 2019, named Defensive Player of the Year by the Rays Baseball Operations department for a second straight year...recorded a .972 fielding pct. between Class-A Charlotte and Double-A Montgomery, earning a June 25 promotion.
- ◆ Hit a combined .270/.343/.452 (99-for-367) with 10 HR, 46 RBI and 28 SB between the two levels.
- ◆ Missed nearly a month toward the start of the season with a left quad strain.
- ◆ Named to the Florida State League midseason All-Star Team.
- ◆ Ranked among Rays minor leaguers in extra-base hits (40, tied for 8th) and stolen bases (4th).
- ◆ Ranked by *Baseball America* as the No. 19 prospect in the Rays system following the season...the publication also tabbed him as having the Best Strike-Zone Judgment in the FSL in its Best Tools survey.
- ◆ In 2018, named to the Midwest League midseason All-Star Team...ranked 2nd in the MWL with 87 runs and 3rd with 142 hits.
- ◆ Ranked by *Baseball America* as the No. 21 prospect in the Rays system following the season...the publication also tabbed him as the Best Defensive Shortstop in the MWL in its Best Tools survey.

## AMATEUR CAREER

- ◆ Selected out of Florida State University, where he was captain of the 2017 team that advanced to the College World Series.
- ◆ Between the Regionals, Super Regionals and College World Series, set a FSU record by



reaching base safely in 14 consecutive plate appearances.

- ◆ Became the highest-drafted FSU shortstop since Stephen Drew went No. 15 overall in 2004.
- ◆ Named first team All-American by *Baseball America* following his sophomore season.

## PERSONAL & MISC.

- ◆ He and his wife, Hallie, welcomed daughter Sutton Grace on April 25, 2021...the two met at Florida State...Hallie first saw Taylor while attending a FSU baseball game with her mom.
- ◆ Taylor grew up getting into just about any sport or activity he could find...his favorites include skateboarding, dirtbiking and hunting.

- ◆ Although he goes by Taylor, Davis is a family name...several generations of men in his family have shared the name before him.
- ◆ His hometown of Cordele is known as the watermelon capital of the world...converted school buses hauling thousands of watermelons were a common sight in the summertime.

## CAREER BATTING

YEAR	CLUB	AVG	G	AB	R	H	2B	3B	HR	RBI	SH	SF	HB	BB-I	SO	SB	CS	GDP	OBP	SLG
2017	Hudson Valley	.213	46	164	22	35	9	0	1	21	0	3	1	29-0	53	5	4	3	.330	.287
2018	Bowling Green	.304	120	467	87	142	28	6	6	57	0	3	4	66-1	80	31	12	6	.393	.428
2019	Charlotte	.269	41	156	22	42	7	2	4	26	0	5	0	19-0	28	13	6	2	.339	.417
	Montgomery	.270	55	211	42	57	16	5	6	20	0	5	1	26-1	51	15	9	4	.346	.479
2020														Did Not Play						
2021	Durham	.247	52	178	41	44	9	1	8	29	0	2	2	40-2	58	10	5	1	.387	.444
	<b>Tampa Bay</b>	<b>.211</b>	<b>54</b>	<b>152</b>	<b>15</b>	<b>32</b>	<b>10</b>	<b>0</b>	<b>1</b>	<b>15</b>	<b>1</b>	<b>0</b>	<b>0</b>	<b>23-0</b>	<b>49</b>	<b>4</b>	<b>2</b>	<b>3</b>	<b>.314</b>	<b>.296</b>
	<b>Minor League Totals</b>	<b>.272</b>	<b>314</b>	<b>1176</b>	<b>214</b>	<b>320</b>	<b>69</b>	<b>14</b>	<b>25</b>	<b>153</b>	<b>0</b>	<b>18</b>	<b>8</b>	<b>180-4</b>	<b>270</b>	<b>74</b>	<b>36</b>	<b>16</b>	<b>.368</b>	<b>.418</b>
	<b>Major League Totals</b>	<b>.211</b>	<b>54</b>	<b>152</b>	<b>15</b>	<b>32</b>	<b>10</b>	<b>0</b>	<b>1</b>	<b>15</b>	<b>1</b>	<b>0</b>	<b>0</b>	<b>23-0</b>	<b>49</b>	<b>4</b>	<b>2</b>	<b>3</b>	<b>.314</b>	<b>.296</b>

1: Selected by the Tampa Bay Rays in the third round of the 2017 Amateur Draft...signed by Brett Foley.

## CAREER FIELDING

YEAR	POSITION	PCT	G	PO	A	E	TC	DP
2021	Shortstop	.968	49	35	116	5	156	20
	Second Base	1.000	3	5	5	0	10	3
	Third Base	-	1	0	0	0	0	0

## LEFT-RIGHT BREAKDOWN

	2021					CAREER				
	AVG	AB	H	HR	RBI	AVG	AB	H	HR	RBI
vs. Left	.230	61	14	0	6	.230	61	14	0	6
vs. Right	.198	91	18	1	9	.198	91	18	1	9



37

RIGHT-HANDED PITCHER

# MATT WISLER

Matthew Robert Wisler (WISS-lurr)

BATS **RIGHT**THROWS **RIGHT**HEIGHT **6'3"**WEIGHT **215**OPENING DAY AGE **29**MAJOR LEAGUE SERVICE **5 years, 42 days**BORN **9/12/92 in Bryan, OH**RESIDES **Smyrna, GA**CONTRACT STATUS **Signed through 2022**SIGNING SCOUT **Mark Conner (Padres)**

ACQUIRED **From the San Francisco Giants along with cash considerations in exchange for LH Michael Plassmeyer, 6/11/21**

## 2021 SEASON

- Went 3-5 with a 3.70 ERA (48.2-IP, 20-ER) in 48 apps between the Giants and Rays...acquired on June 11 for minor leaguer Michael Plassmeyer.
- Yielded 10 runs in 12 apps spanning 9 IP in April but pitched to a 2.27 ERA (39.2-IP, 10-ER) and 50 SO in 36 apps from May through season's end.
- Made 3 apps in the club's final 44 games due to multiple stints on the 10-day IL with right middle finger inflammation...marked the first stints on the injured list in his career.
- Threw his slider for 90.9 pct. of pitches, according to Statcast, the highest rate in the majors... had a 33.1 pct. whiff rate on his slider.
- Made the Giants Opening Day roster, the fourth of his career (2020, 2019, 2016).
- On June 27 vs. LAA, took the loss after a solo homer by Phil Gosselin leading off the 8th inning, his first run allowed after the trade.
- On Sep 8 at BOS, returned from the injured list and entered in the 8th inning...faced one batter, yielding a single to Alex Verdugo on his fifth pitch, before leaving with the same injury... despite speculation from Red Sox broadcasters he faked the injury to circumvent the three-batter minimum, he returned to the 10-day IL the next day and remained there until Sep 30.
- POSTSEASON:** In Game 2 of the ALDS vs. BOS, allowed a go-ahead, 3-run homer to J.D. Martinez in the 5th inning...in Game 3 at BOS, retired all 4 BF after entering to start the 7th.

## CAREER HIGHLIGHTS

- Since 2020, opponents are batting .202 (49-for-242) in at-bats ending with the slider.

- In **2020**, made 18 apps in his only season for the Twins...fifteen of his 18 apps were scoreless and he never allowed more than 1 run in an outing.
- Was used as an opener four times and did not allow a run spanning 7.2 IP in those starts.
- On Sep 1 vs. CHW, pitched a scoreless 9th inning for the second save of his career...the win snapped a 6-game losing streak for the Twins.
- Was on the Twins roster for the AL Wild Card Series vs. HOU but did not pitch.
- In **2019**, went 3-4 with a 5.61 ERA (51.1-IP, 32-ER) in 44 apps (8 starts) in the majors...traded from the Reds to Padres before Opening Day and sent to the Mariners for cash considerations in July.
- Split the **2018** season between the Braves and Reds organizations, going 1-1 with a 4.28 ERA (40-IP, 19-ER) in 18 apps (3 starts) in the majors.
- Traded to the Reds at the deadline in the four-player deal sending Adam Duvall to Atlanta.
- In **2017**, made 20 apps (1 start) over six stints with the Braves...started Game 2 of a double-header on June 10 vs. NYM and took the loss, yielding 4 runs in 6 IP.
- In **2016**, made his first career Opening Day roster and went 7-13 in 27 apps (26 starts) for the Braves...the 26 starts ranked 2nd on the club behind Julio Teheran (30) and the 7 wins tied for 2nd behind Mike Foltynewicz (9).
- His 13 losses, 26 starts, 156.2 IP and 115 SO all remain career highs.
- On April 17 vs. at MIA, pitched a perfect 10th inning in a 6-5 win for his first career save.
- On May 3 at NYM, his only hit allowed in eight scoreless innings was a single to Asdrúbal Cabrera in the 5th inning.



- ◆ Made 2 starts for the Tigres del Licey in the Dominican Winter League.
- ◆ Prior to the start of the **2015** season, was the centerpiece prospect the Braves acquired when they traded Craig Kimbrel to the Padres.
- ◆ Selected to the Braves roster on June 19 and remained in the majors for the rest of the season...ranked 5th among NL rookies with 8 wins and 8th with 109 IP.
- ◆ On June 19 vs. NYM, made his major league debut at 22 years, 280 days and his only run allowed in 8 IP was a Michael Cuddyer RBI single in the 6th inning...recorded the win after the Braves scored twice in the bottom of the 8th to take a 2-1 lead...became the first Braves pitcher to go at least 8 IP and allow 1 run (or fewer) in his major league debut since John Smoltz did it on July 23, 1988 at NYM.
- ◆ Split the **2014** season between Double-A San Antonio and Triple-A El Paso, earning a May 4 promotion...went 10-5 with a 4.42 ERA (146.2-IP, 72-ER) in 28 starts between the two levels.
- ◆ Tied for 2nd among Padres minor leaguers in wins and ranked 2nd with 136 SO.
- ◆ As one of the youngest pitchers in the Pacific Coast League, had a 6.18 ERA (55.1-IP, 38-ER) in his first 11 starts at the Triple-A level...from July 4 through the end of the season, went 5-1 with a 3.96 ERA (61.1-IP, 27-ER) in 11 starts.
- ◆ Ranked by *Baseball America* as the No. 34 overall prospect in the minors following the season... was the No. 1 prospect in the Padres system.
- ◆ In **2013**, earned a May 10 promotion from Class-A Lake Elsinore to San Antonio...went 10-6 with a 2.78 ERA (136-IP, 42-ER) in 26 starts between the two levels.
- ◆ Ranked 2nd among Padres minor leaguers with 131 SO and tied for 3rd in wins.
- ◆ Went 1-0 with a 0.56 ERA (16-IP, 1-ER) in 3 apps (2 starts) in the Texas League postseason.
- ◆ Named to the Padres Organizational All-Star Team by MLB.com.
- ◆ Ranked by *Baseball America* as the No. 44 overall prospect in the minors following the season... was the No. 2 prospect in the Padres system...the publication also tabbed him as having the Best Fastball and Best Control in the organization.
- ◆ In **2012**, led Padres minor leaguers with a 2.53 ERA...yielded 1 HR in 114 IP and led the minors with a 0.08 HR/9 IP ratio.
- ◆ Ranked 2nd in the Midwest League with a 1.08 WHIP and 3rd in ERA and opp avg. (.227).

- ◆ Ranked by *Baseball America* as the No. 6 prospect in the Padres system following the season.

## AMATEUR CAREER

- ◆ Selected by the Padres in the seventh round of the 2011 Amateur Draft out of Bryan (Ohio) High School...committed to Ohio State University before signing with the Padres.

## PERSONAL & MISC.

- ◆ He and his wife, Madie, were married in 2019.
- ◆ Born in Bryan, Ohio, which is nicknamed the Fountain City for its network of underground springs...the city is 53 miles southwest of Toledo.
- ◆ Told MLB.com that he spent Christmas in 2014 in the Netherlands...his grandfather was a supply guy outside one of the caves in the Netherlands during World War II when they helped free them from German control...his entire family (aunts, uncles and cousins) all went over to celebrate Christmas Eve mass at the cave.
- ◆ His hobbies include golf, cooking, reading, trying to relearn some piano and hanging out with his wife, family and friends.

## CAREER HIGHS

<b>LONGEST OUTING</b>	<b>RUNS ALLOWED</b>
8.2, 10/4/15 vs. STL	8, 6/5/16 at LAD
<b>LONGEST RELIEF OUTING</b>	<b>HITS ALLOWED</b>
4.0, 5/29/18 vs. NYM	10, 2x-last 9/13/16 vs. MIA
<b>STRIKEOUTS</b>	<b>WIN STREAK</b>
10, 8/31/16 vs. SD	4G, 7/1/15 - 7/26/15
<b>WALKS</b>	<b>LOSS STREAK</b>
5, 7/1/15 vs. WSH	7G, 8/1/15 - 9/17/15
<b>HR ALLOWED</b>	
4, 8/23/15 at CHC	





## CAREER PITCHING

YEAR	CLUB	W	L	ERA	G	GS	CG	SHO	SV	IP	H	R	ER	HR	HB	BB-I	SO	WP	BK
2011	AZL Padres	0	0	INF	1	0	0	0	0	0.0	2	4	4	0	1	2-0	0	0	0
2012	Fort Wayne	5	4	2.53	24	23	1	1	0	114.0	95	39	32	1	5	28-0	113	5	2
2013	Lake Elsinore	2	1	2.03	6	6	0	0	0	31.0	22	7	7	1	1	6-0	28	0	1
	San Antonio	8	5	3.00	20	20	0	0	0	105.0	85	36	35	7	2	27-0	103	3	0
2014	San Antonio	1	0	2.10	6	6	0	0	0	30.0	26	7	7	2	0	6-0	35	2	0
	El Paso	9	5	5.01	22	22	0	0	0	116.2	131	68	65	19	5	36-0	101	6	1
2015	Gwinnett	3	4	4.29	12	12	0	0	0	65.0	68	34	31	5	1	13-0	49	1	1
	Atlanta	8	8	4.71	20	19	0	0	0	109.0	119	59	57	16	4	40-4	72	2	3
2016	Atlanta	7	13	5.00	27	26	0	0	1	156.2	159	90	87	26	4	49-3	115	5	1
	Gwinnett	2	1	3.71	4	4	1	0	0	26.2	27	13	11	3	2	5-0	22	1	0
2017	Gwinnett	7	5	3.56	18	14	1	1	0	93.2	101	44	37	7	1	20-0	64	10	1
	Atlanta	0	1	8.35	20	1	0	0	0	32.1	43	31	30	5	2	13-0	22	0	0
2018	Gwinnett	4	4	4.37	13	13	2	1	0	70.0	79	35	34	6	2	14-1	65	10	1
	Atlanta	1	1	5.40	7	3	0	0	0	26.2	30	16	16	6	0	5-0	21	1	0
	Louisville	1	1	1.83	8	2	0	0	0	19.2	19	5	4	0	0	3-0	21	1	0
	Cincinnati	0	0	2.03	11	0	0	0	0	13.1	11	4	3	2	0	2-0	11	0	0
2019	San Diego	2	2	5.28	21	0	0	0	0	29.0	34	17	17	5	0	10-0	34	3	1
	Seattle	1	2	6.04	23	8	0	0	0	22.1	22	17	15	5	0	6-0	29	0	0
2020	Minnesota	0	1	1.07	18	4	0	0	1	25.1	15	3	3	2	2	14-0	35	1	1
	San Francisco	1	2	6.05	21	0	0	0	0	19.1	19	13	13	4	0	6-0	26	0	0
	Tampa Bay	2	3	2.15	27	0	0	0	1	29.1	22	11	7	2	1	5-1	36	1	1
	FCL Rays	1	0	0.00	1	0	0	0	0	1.0	0	0	0	0	0	0-0	3	0	0
	Durham	0	0	0.00	1	0	0	0	0	1.0	1	0	0	0	0	0-0	3	0	0
<b>Minor League Totals</b>		<b>43</b>	<b>30</b>	<b>3.57</b>	<b>136</b>	<b>122</b>	<b>5</b>	<b>3</b>	<b>0</b>	<b>673.2</b>	<b>656</b>	<b>292</b>	<b>267</b>	<b>51</b>	<b>20</b>	<b>160-1</b>	<b>607</b>	<b>39</b>	<b>7</b>
<b>Major League Totals</b>		<b>22</b>	<b>33</b>	<b>4.82</b>	<b>195</b>	<b>61</b>	<b>0</b>	<b>0</b>	<b>3</b>	<b>463.1</b>	<b>474</b>	<b>261</b>	<b>248</b>	<b>73</b>	<b>13</b>	<b>150-8</b>	<b>401</b>	<b>13</b>	<b>7</b>

**1:** Selected by the San Diego Padres in the seventh round of the 2011 Amateur Draft... signed by Mark Conner. **2:** Acquired by the Atlanta Braves along with OF Cameron Maybin, OF Jordan Paroubeck, OF Carlos Quentin and a Competitive Balance Round A draft selection from San Diego in exchange for RH Craig Kimbrel and OF B.J. Upton, April 5, 2015. **3:** Acquired by the Cincinnati Reds along with RH Lucas Sims and OF Preston Tucker from Atlanta in exchange for OF Adam Duvall, July 30, 2018. **4:** Acquired by the San Diego Padres from Cincinnati in exchange for RH Diomar Lopez, April 1, 2019. **5:** Acquired by the Seattle Mariners from San Diego in exchange for cash considerations, July 4, 2019. **6:** Claimed by the Minnesota Twins off waivers from Seattle, October 29, 2019. **7:** Signed by the San Francisco Giants as a free agent, December 8, 2020. **8:** Acquired by the Tampa Bay Rays along with cash considerations from San Francisco in exchange for LH Michael Plassmeyer, June 11, 2021.

## CAREER FIELDING

YEAR	POSITION	PCT	G	PO	A	E	TC	DP
2015	Pitcher	1.000	20	9	14	0	23	1
2016	Pitcher	1.000	27	7	18	0	25	0
2017	Pitcher	1.000	20	2	5	0	7	0
2018	Pitcher	1.000	18	0	2	0	2	0
2019	Pitcher	.875	44	3	4	1	8	0
2020	Pitcher	-	18	0	0	0	0	0
2021	Pitcher	1.000	48	1	3	0	4	0
<b>Totals</b>		<b>.986</b>	<b>195</b>	<b>22</b>	<b>46</b>	<b>1</b>	<b>69</b>	<b>1</b>



## POSTSEASON PITCHING

YEAR	SERIES	CLUB	W	L	ERA	G	GS	CG	SHO	SV	IP	H	R	ER	HR	HB	BB-I	SO	WP	BK
2021	ALDS	TB vs. BOS	0	0	7.71	2	0	0	0	0	2.1	2	2	2	1	0	0-0	1	0	0

## CAREER BATTING

YEAR	CLUB	AVG	AB	R	H	2B	3B	HR	RBI	SH	SF	HB	BB-I	SO	SB	CS	GDP	OBP	SLG
2015	Atlanta	.138	29	0	4	0	0	0	1	5	0	0	2-0	6	0	0	0	.194	.138
2016	Atlanta	.152	46	2	7	0	0	0	2	5	1	0	1-0	21	0	0	2	.167	.152
2017	Atlanta	.000	2	0	0	0	0	0	0	1	0	0	0-0	0	0	0	0	.000	.000
2018	Atlanta	.000	8	0	0	0	0	0	0	1	0	0	0-0	4	0	0	0	.000	.000
2019	San Diego	.000	1	0	0	0	0	0	0	0	0	0	0-0	0	0	0	0	.000	.000
2021	San Francisco	.000	1	0	0	0	0	0	0	0	0	0	0-0	1	0	0	0	.000	.000
<b>Major League Totals</b>		<b>.126</b>	<b>87</b>	<b>2</b>	<b>11</b>	<b>0</b>	<b>0</b>	<b>0</b>	<b>3</b>	<b>12</b>	<b>1</b>	<b>0</b>	<b>3-0</b>	<b>32</b>	<b>0</b>	<b>0</b>	<b>2</b>	<b>.154</b>	<b>.126</b>

## LEFT-RIGHT BREAKDOWN

	2021				CAREER			
	AVG	AB	H	HR	AVG	AB	H	HR
vs. Left	.246	69	17	2	.276	801	221	35
vs. Right	.216	111	24	4	.253	1002	253	38



TYLER SCHANK / TAMPA BAY RAYS



48

LEFT-HANDED PITCHER

# RYAN YARBROUGH

Ryan Christian Yarbrough (YAHR-bro)



BATS <b>RIGHT</b>	THROWS <b>LEFT</b>	HEIGHT <b>6'5"</b>	WEIGHT <b>205</b>
OPENING DAY AGE <b>30</b>		MAJOR LEAGUE SERVICE <b>3 years, 147 days</b>	
BORN <b>12/31/91 in Austin, TX</b>		RESIDES <b>Tampa, FL</b>	
CONTRACT STATUS <b>Signed through 2022</b>		SIGNING SCOUT <b>Devitt Moore (Mariners)</b>	
ACQUIRED <b>From the Seattle Mariners along with OF Mallex Smith and INF Carlos Vargas in exchange for LH Drew Smyly, 1/11/17</b>			

## 2021 SEASON

- ◆ Led the team with 155 IP over Shane McClellan (124.2), but his 7 losses and 5.11 ERA were both career highs...yielded a career-high 25 HR, most on the team...min. 150 IP, led the majors with a 1.57 BB/9 IP ratio and ranked 6th in the AL with a 4.33 SO/BB ratio.
- ◆ Went 4-2 with a 4.03 ERA (38-IP, 17-ER) in 9 apps out of the bullpen and 5-5 with a 5.46 ERA (117-IP, 71-ER) in 21 starts.
- ◆ His avg. exit velocity was 84.8 mph, lowest in the AL and 2nd in the majors behind PHI Zack Wheeler (84.6), according to Statcast...28.2 pct. of his batted balls were categorized as "hard hit" (95+ mph), the lowest rate in the majors.
- ◆ Threw the cutter for 40.1 pct. of his pitches and his 43 SO on it ranked 7th in the majors.
- ◆ Went 5-4 with a 4.73 ERA (78-IP, 41-ER) in 15 apps (10 starts) at Tropicana Field, the highest home ERA for a Rays pitcher (min. 60 IP) since Jeremy Hellickson (4.77) in 2013.
- ◆ Went 3-4 with a 6.44 ERA (58.2-IP, 42-ER) in 12 apps (8 starts) after the All-Star break, compared to 6-3 with a 4.30 ERA (96.1-IP, 46-ER) in 18 apps (13 starts) in the first half.
- ◆ Min. 50 IP, his 6.44 ERA after the break was the 4th-highest in the AL and the 3rd-highest in club history, ahead of Jeff Niemann (7.69) in 2010 and Joe Kennedy (6.75) in 2003.
- ◆ In *Baseball America's* Best Tools survey of managers, coaches and executives, was ranked as having the AL's 3rd-best Changeup behind CHW Lucas Giolito and LAA Shohei Ohtani.
- ◆ Made his fourth straight Opening Day roster and second as a regular member of the rotation.
- ◆ On June 3 at NYY, allowed two solo homers in a complete game victory, throwing 113 pitches including just 41 pitches in his last 4 IP...his complete game was the first by a Rays pitcher since Matt Andriese on May 14, 2016 vs. OAK...they went 731 games in between, the longest drought in major league history, according to the Elias Sports Bureau...it was 500 games longer than the next longest active streak in the majors...snapped a 24-game winless streak as a starter, which tied for the 8th-longest drought for a traditional starter (non-opener) since Baseball Reference data is available (1901).
- ◆ His complete game was the first by a Rays pitcher on the road since Chris Archer's 1-hit shutout on Aug 20, 2015 at HOU...it was the third in franchise history at Yankee Stadium, joining Archer on July 27, 2013 and James Shields on July 10, 2011...it was the first 9-inning complete game against the Yankees since BOS Rick Porcello on Aug 3, 2018 at Fenway Park and the first against them at Yankee Stadium since CHW Chris Sale on May 13, 2016.
- ◆ On June 11 vs. BAL, recorded his first home win as a starter since June 11, 2018 vs. TOR...in between, went 0-6 with a 5.57 ERA (72.2-IP, 45-ER) in 13 home starts, compared to 10-3 with a 3.68 ERA (88-IP, 36-ER) in 22 relief apps.
- ◆ On Sep 6 at BOS, went 2 IP in the shortest start of his career...yielded a 1st-inning run on a J.D. Martinez single and 6 runs in the 2nd, including run-scoring doubles by Taylor Motter, Hunter Renfroe and Bobby Dalbec...got no decision after the Rays erased a 7-1 deficit for a 11-10 win.
- ◆ Yielded 7 runs in back-to-back outings on Sep 6 at BOS and Sep 13 at TOR, the first Rays pitcher with back-to-back apps of 7 runs (or more) since Alex Cobb from Sep 21-27, 2016.



- ◆ **POSTSEASON:** Was not on the ALDS roster.

## CAREER HIGHLIGHTS

- ◆ In his career, is 27-7 with a 3.69 ERA (221.2-IP, 91-ER) in 57 apps out of the bullpen and 10-16 with a 4.79 ERA (278-IP, 148-ER) in 50 starts.
- ◆ Since 2019, has thrown his cutter for 38.1 pct. of his pitches, according to Statcast, 2nd-highest in the majors (min. 5,000 pitches).
- ◆ Since 2018, leads the majors with 27 relief wins, ahead of SD Craig Stammen (26).
- ◆ In 2020, totaled 11 apps (9 starts) with his first 8 apps coming from the starting rotation.
- ◆ Allowed 2 runs (or fewer) in seven of his 11 apps, including four scoreless outings, but yielded 4 runs (or more) in his other 4 apps.
- ◆ Ended the season winless in his last 17 starts, going 0-7 with a 4.72 ERA (89.2-IP, 47-ER).
- ◆ Threw first-pitch strikes to 67.2 pct. of batters faced, and 68.4 pct. of his pitches were strikes, the 4th- and 5th-highest rates in the majors (min. 50 IP)...averaged 15.0 pitches per inning, 6th in the majors and 4th in the AL (min. 50 IP).
- ◆ Batters had an avg. exit velocity of 82.6 mph, according to Statcast, lowest in the majors.
- ◆ On Sep 15 vs. WSH, pitched in relief for the first time since Aug 6, 2019 vs. TOR...followed opener John Curtiss and his only run allowed in 5.2 IP was a RBI groundout in the 6th inning...marked his first win since Aug 11, 2019 at SEA.
- ◆ **POSTSEASON:** Went 1-0 with a 3.68 ERA (14.2-IP, 6-ER) in 5 apps (2 starts).
- ◆ In Game 4 of the ALDS at NYY, went 5 IP for the longest relief app in Rays postseason history... allowed a 2-run homer to Gleyber Torres.
- ◆ In Game 3 of the ALCS at HOU, made his first career postseason start and helped the Rays build a 3-0 series lead...his only runs allowed were a pair of solo homers: to José Altuve in the 1st inning and Michael Brantley on the first pitch of the 6th, his last batter faced.
- ◆ Made 3 apps in the World Series, including a Game 4 start...went 3.1 IP and yielded a pair of solo homers (Justin Turner, Corey Seager).
- ◆ In 2019, made 28 apps (14 starts) over four stints with the Rays: Opening Day–April 24, May 5 (did not pitch), May 23–July 1 and July 14 through season's end...ranked 2nd on the team with 141.2 IP behind Charlie Morton (194.2).
- ◆ Became the only pitcher in club history with double-digit wins in his first two seasons in the majors...his 27 wins were the most in franchise history through his first two seasons.
- ◆ Yielded 20 BB for a 1.27 BB/9 IP ratio...min. 100 IP, ranked 3rd in the majors behind LAD Hyun-Jin Ryu (1.18) and SEA/ARI Mike Leake (1.23) and 2nd in club history to David Price (1.21) in 2014.
- ◆ Recorded a 1.00 WHIP, which was 3rd among AL pitchers with at least 100 IP behind HOU Justin Verlander (0.80) and HOU Gerrit Cole (0.89).
- ◆ Min. 100 IP, led the majors in averaging 14.5 pitches per inning, ahead of ATL Mike Soroka (14.6)...his 3.65 pitches/BF was 7th in the majors.
- ◆ From the start of his third stint on May 23 through season's end, went 9-5 with a 3.60 ERA (125-IP, 50-ER) in 23 apps (14 starts)...his 1.15 BB/9 IP ratio over that stretch led the AL, while he ranked 3rd with a 0.95 WHIP.
- ◆ His last 9 apps came as a starter, while his first 19 outings included 5 starts and 14 relief apps...was 3-5 with a 4.31 ERA (85.2-IP, 41-ER) in 14 starts and 8-1 with a 3.86 ERA (56-IP, 24-ER) in 14 relief apps, primarily following an opener.
- ◆ His nine road wins tied for 5th in the majors.
- ◆ On May 23 at CLE, was recalled from Triple-A Durham and went 7.1 IP for the win...started and retired 16 of his first 17 BF, including a stretch of 12 straight following a José Ramírez 2nd-inning single...his only runs allowed came on a 2-run double by Jordan Luplow in the 6th.
- ◆ On June 8 at BOS (G1), started and went a then-career-high 7.2 IP in a 9-2 win, and his 110 pitches were a career high at the time...allowed an unearned run in the 2nd inning and a solo homer to Jackie Bradley Jr. in the 8th.
- ◆ On June 27 at MIN, went three scoreless as the last of nine pitchers used in the club's 5-2, 18-inning win, tied for the longest game by innings in franchise history...pitched around leadoff singles in the 17th and 18th innings.
- ◆ On July 14 at BAL, replaced Ryne Stanek after two perfect innings and retired his first 18 BF...the combined perfect game bid was broken up on the first pitch of the 9th inning, when Hanser Alberto singled against the shift...his 18 consecutive batters retired tied for the 3rd-longest at any point in a game in club history, behind Matt Garza (22) on July 26, 2010 vs. DET and Chris Archer (19) on July 29, 2015 vs. DET...yielded back-to-back singles to start the 9th, then got a called strikeout and was replaced.
- ◆ On Aug 11 at SEA, faced his former organization for the first time and earned a 1-0 victory...did not allow a run in 8.2 IP, the longest outing by a Ray since Matt Andriese's 2-hit shutout on May



14, 2016 vs. OAK...the only baserunners against him were a 1st-inning error and singles in the 2nd, 4th and 5th innings...retired his last 14 BF and was removed with 2 outs and the bases empty in the 9th...threw first-pitch strikes to 23 of 29 BF, reached a 3-ball count on only three batters and did not allow a walk.

- ♦ On Aug 17 vs. DET, made a second consecutive scoreless start, extending his scoreless streak to 17.2 IP...recorded a career-high 10 SO, but received no decision in the 1-0 win.
- ♦ **POSTSEASON:** Made three scoreless relief apps in the ALDS against the Astros, recording the win in a bullpen game in Game 4 vs. HOU...stranded an inherited runner with a Josh Reddick lineout to end the 2nd inning...pitched a perfect 3rd, then went single, flyout, double in the 4th and was replaced...was the beneficiary of a well-executed relay on a Yordan Álvarez double, with an 8-6-2 putout of José Altuve.
- ♦ In **2018**, made 38 apps (6 starts) for the Rays, his first career major league action...received one third-place vote to tie for fifth in AL Rookie of the Year balloting.
- ♦ His 16 wins were 2nd on the team behind Blake Snell (21) and led major league rookies...set a club rookie record, passing Rolando Arrojo (14) in 1998, and tied for 5th-most in club history...it was the most by an AL rookie since LAA Matt Shoemaker (16) in 2014 and most by a rookie lefty since ARI Wade Miley (16) in 2012.
- ♦ His 14 wins in relief were the most by any reliever since TOR Mark Eichhorn (14) and NYM Roger McDowell (14) in 1986 and the most by a lefty reliever since DET John Hiller (17) in 1974...was one shy of matching NYG Hoyt Wilhelm (15) in 1952 for the major league record by a rookie reliever.
- ♦ Led AL rookies with 147.1 IP and 128 SO...was the third Ray to lead AL rookies in wins, joining Wade Davis in 2010 and Rolando Arrojo in 1998.
- ♦ Went 14-4 with a 3.72 ERA (118.2-IP, 49-ER) in 32 apps out of the bullpen and 2-2 with a 4.71 ERA (28.2-IP, 15-ER) in 6 starts.
- ♦ His 118.2 IP out of the bullpen were the most for any reliever since TOR Duane Ward (127.2 IP) in 1990 and the most for a rookie reliever since TOR Mark Eichhorn (157 IP) 1986...broke the club record previously held by Rick White (105.2 IP) in 1999...made 23 relief apps of at least 3 IP, most for a pitcher since Eichhorn (26) in 1986...his 18 relief apps of at least 4 IP were the most since BOS Bob Stanley (18) in 1982.

- ♦ Yielded a team-high 18 HR, including 15 HR out of the bullpen, most among major league relievers and a club record among relievers.
- ♦ Three of his 16 wins came against the Yankees, joining Chris Archer in 2013 as the only rookies in franchise history to do that.
- ♦ Spent nearly the entire season on the active roster...was optioned to Durham on April 29 but recalled on May 1 due to an injury...did not appear in a game for the Bulls.
- ♦ On March 31 vs. BOS, made his major league debut in relief, yielding 1 run in 4 IP...did not factor in the decision of a 3-2 loss.
- ♦ On April 28 at BOS, recorded his first career win, replacing Yonny Chirinos with the bases loaded and no outs in the 3rd inning without allowing a run to score...yielded an RBI single to Hanley Ramírez in the 4th and solo homer to Rafael Devers in the 5th, but left with a 7-5 lead.
- ♦ On May 4 vs. TOR, entered to begin the 3rd inning and allowed a single to Dalton Pompey leading off the frame, but then retired his last 15 BF...became the second reliever in club history to go at least 5 IP and allow 1 hit (or fewer), joining Esteban Yan on April 13, 1998 vs. MIN.
- ♦ From May 19-25, became the first pitcher to go at least 6 IP in back-to-back relief apps, without a start in between, since BOS John Wasdin in 1999...from May 25-31, became the first pitcher to record 8 SO (or more) in consecutive relief apps since TEX Len Barker in 1977.
- ♦ On May 25 vs. BAL, went 7 IP out of the bullpen to tie for the longest outing for a reliever in club history...was the longest outing for an AL reliever since CLE Justin Masterson (7 IP) on Sep 12, 2010 vs. MIN...his 105 pitches tied Jason Hammel on June 13, 2007 vs. SD for the most in club history by a reliever.
- ♦ On May 31 at OAK, his 9 SO set a club record for a reliever...they were the most for an AL lefty reliever since MIN Johan Santana (9) on Sep 2, 2002 at SEA.
- ♦ In **2017**, spent his first season in the Rays organization with Durham after being acquired from the Mariners in a trade involving Drew Smyly.
- ♦ Increased his strikeout total from 99 SO (6.94 SO/9 IP) with Double-A Jackson in 2016 to 159 SO (9.10 SO/9 IP) with the Bulls.
- ♦ Ranked 2nd among Rays minor leaguers in strikeouts, behind Brent Honeywell Jr. (172)...tied for 2nd in wins, one shy of José Mujica (14)...ranked 3rd in innings and 8th with a 3.43 ERA.
- ♦ Tied for the IL lead in starts, ranked 2nd in wins, 4th in SO/9 IP ratio and 8th in ERA.



- Won both of his IL postseason starts...was the Game 1 starter in the IL Semifinals vs. Indianapolis (Pirates) and the Governors' Cup vs. Scranton/Wilkes-Barres (Yankees).
- Started the Triple-A National Championship Game against Memphis (Cardinals)...yielded 2 runs in 1.1 IP but got no decision as the Bulls came back to win, 5-3.
- Named to the Rays Organizational All-Star Team by MLB.com.
- Ranked by *Baseball America* as the No. 26 prospect in the Rays system following the season.
- Named the Southern League's Most Outstanding Pitcher in 2016, spending the entire season with Double-A Jackson...his 2.95 ERA ranked 2nd and his 12 wins tied for the league lead.
- Ranked among SL leaders in WHIP (1.11, 2nd), opp avg. (.232, 3rd) and winning pct. (.750, 1st), earning midseason and postseason All-Star honors.
- Ranked by *Baseball America* as the No. 12 prospect in the Mariners system following the season.
- Opened the 2015 season with Class-A Bakersfield...made 4 starts with the AZL Mariners on a rehab assignment (left groin strain)...promoted to Class-A Clinton upon returning from the injured list...ranked by *Baseball America* as the No. 14 prospect in the Mariners system following the season.
- Split the 2014 season between Rookie-level Pulaski and Short-A Everett...had a .170 opp avg. (26-for-153) between the two levels...had a 19-inning scoreless streak from July 21-Aug 20 halted by an unearned run; his streak without an earned run was 22 IP from July 21-Aug 26.
- Ranked by *Baseball America* as the No. 9 prospect in the Mariners system following the season.

## AMATEUR CAREER

- Selected by the Mariners in the fourth round of the 2014 Amateur Draft out of Old Dominion University...spent two years at Santa Fe College in Gainesville, Fla. before transferring.
- Was a teammate at ODU of Ben Verlander, brother of 2011 Most Valuable Player and two-time Cy Young Award winner, Justin.
- Previously selected by the Brewers in the 20th round of the 2013 Amateur Draft, but returned to ODU for his senior season.

## PERSONAL & MISC.

- Ryan and his wife, Nicole, have one child, Harper, who was born in October 2021.

- Ryan's alma mater, Old Dominion, lines its outfield wall with photos of major leaguers that have come through the program...Ryan and Rays bench coach Matt Quattraro were both invited back for a banquet in honor of being added to the wall in January 2019.
- He grew up a Rays fan and kept some 2008 World Series gear in his bedroom of his Lakeland home, which he found after he was acquired in a four-player trade from the Mariners...he admired David Price, James Shields and Scott Kazmir as a youngster, and still has a Kazmir jersey he received as a 15-year-old hanging in his closet.
- Ryan and Nicole were married in 2019 at the Omni Hotel and Resort at ChampionsGate...past and present Rays in attendance included Austin Meadows, Austin Pruitt, Mallex Smith, Ryne Stanek and Shane McClellan...former Rays pitcher Jake Faria was a groomsmen.
- Ryan and Nicole own a 4-year-old chocolate lab named Cooper.

## CAREER HIGHS

### COMPLETE GAMES (1)

6/3/21 at NYY - 6-hit CG

### LONGEST RELIEF OUTING

7.0, 5/25/18 vs. BAL

### STRIKEOUTS

10, 8/17/19 vs. DET

### WALKS

3, 8x-last 7/30/20 at ATL

### HR ALLOWED

3, 2x-last 5/24/21 at TOR

### RUNS ALLOWED

9, 4/7/21 at BOS

### HITS ALLOWED

10, 6x-last 9/13/21 at TOR

### WIN STREAK

7G, 7/26/18 - 9/19/18

### LOSS STREAK

6G, 9/15/19 - 9/8/20



## CAREER PITCHING

YEAR	CLUB	W	L	ERA	G	GS	CG	SHO	SV	IP	H	R	ER	HR	HB	BB-I	SO	WP	BK
2014	Pulaski	0	0	0.00	2	0	0	0	1	4.0	1	0	0	0	0	1-0	5	0	0
	Everett	0	1	1.40	12	10	0	0	0	38.2	25	7	6	1	2	4-0	53	0	0
2015	Bakersfield	4	7	3.76	16	16	0	0	0	81.1	86	44	34	7	5	18-0	74	3	1
	AZL Mariners	0	0	1.80	4	4	0	0	0	10.0	11	5	2	0	0	1-0	13	2	0
	Clinton	0	1	13.50	2	2	0	0	0	5.1	12	8	8	0	1	4-0	1	1	0
2016	Jackson	12	4	2.95	25	25	1	1	0	128.1	112	45	42	7	4	31-0	99	3	0
2017	Durham	13	6	3.43	26	26	0	0	0	157.1	144	65	60	20	8	39-1	159	2	0
2018	Tampa Bay	16	6	3.91	38	6	0	0	0	147.1	140	70	64	18	8	50-6	128	1	0
2019	Tampa Bay	11	6	4.13	28	14	0	0	0	141.2	121	69	65	15	9	20-2	117	0	1
	Durham	2	1	3.81	5	4	0	0	0	26.0	24	11	11	2	3	3-0	35	2	0
2020	Tampa Bay	1	4	3.56	11	9	0	0	0	55.2	54	22	22	5	7	12-1	44	2	0
2021	Tampa Bay	9	7	5.11	30	21	1	0	0	155.0	163	96	88	25	9	27-2	117	1	1
<b>Minor League Totals</b>		<b>31</b>	<b>20</b>	<b>3.25</b>	<b>92</b>	<b>87</b>	<b>1</b>	<b>1</b>	<b>1</b>	<b>451.0</b>	<b>415</b>	<b>185</b>	<b>163</b>	<b>37</b>	<b>23</b>	<b>101-1</b>	<b>439</b>	<b>13</b>	<b>1</b>
<b>Major League Totals</b>		<b>37</b>	<b>23</b>	<b>4.30</b>	<b>107</b>	<b>50</b>	<b>1</b>	<b>0</b>	<b>0</b>	<b>499.2</b>	<b>478</b>	<b>257</b>	<b>239</b>	<b>63</b>	<b>33</b>	<b>109-11</b>	<b>406</b>	<b>4</b>	<b>2</b>

1: Selected by the Seattle Mariners in the fourth round of the 2014 Amateur Draft...signed by Devitt Moore. 2: Acquired by the Tampa Bay Rays along with OF Mallex Smith and INF Carlos Vargas from Seattle in exchange for LH Drew Smyly, January 11, 2017.

## CAREER FIELDING

YEAR	POSITION	PCT	G	PO	A	E	TC	DP
2018	Pitcher	1.000	38	6	16	0	22	2
2019	Pitcher	1.000	28	6	13	0	19	1
2020	Pitcher	1.000	11	2	8	0	10	0
2021	Pitcher	1.000	30	6	18	0	24	0
<b>Totals</b>		<b>1.000</b>	<b>107</b>	<b>20</b>	<b>55</b>	<b>0</b>	<b>75</b>	<b>3</b>

## POSTSEASON PITCHING

YEAR	SERIES	CLUB	W	L	ERA	G	GS	CG	SHO	SV	IP	H	R	ER	HR	HB	BB-I	SO	WP	BK
2019	ALDS	TB vs. HOU	1	0	0.00	3	0	0	0	0	3.0	2	0	0	0	0	1-0	1	0	0
2020	ALDS	TB vs. NYY	0	0	3.60	1	0	0	0	0	5.0	6	2	2	1	0	1-0	1	0	0
	ALCS	TB vs. HOU	1	0	3.60	1	1	0	0	0	5.0	3	2	2	2	1	2-0	5	0	0
	WS	TB vs. LAD	0	0	3.86	3	1	0	0	0	4.2	7	2	2	2	0	1-0	1	0	0
<b>Postseason Totals</b>			<b>2</b>	<b>0</b>	<b>3.06</b>	<b>8</b>	<b>2</b>	<b>0</b>	<b>0</b>	<b>0</b>	<b>17.2</b>	<b>18</b>	<b>6</b>	<b>6</b>	<b>5</b>	<b>1</b>	<b>5-0</b>	<b>8</b>	<b>0</b>	<b>0</b>

## CAREER BATTING

YEAR	CLUB	AVG	AB	R	H	2B	3B	HR	RBI	SH	SF	HB	BB-I	SO	SB	CS	GDP	OBP	SLG
2018	Tampa Bay	.000	3	0	0	0	0	0	0	0	0	0	0-0	2	0	0	0	.000	.000
2021	Tampa Bay	.000	4	0	0	0	0	0	0	0	0	0	0-0	2	0	0	0	.000	.000
<b>Major League Totals</b>		<b>.000</b>	<b>7</b>	<b>0</b>	<b>0</b>	<b>0</b>	<b>0</b>	<b>0</b>	<b>0</b>	<b>0</b>	<b>0</b>	<b>0</b>	<b>0-0</b>	<b>0</b>	<b>0</b>	<b>0</b>	<b>0</b>	<b>.000</b>	<b>.000</b>

## LEFT-RIGHT BREAKDOWN

	2021				CAREER			
	AVG	AB	H	HR	AVG	AB	H	HR
vs. Left	.235	119	28	2	.226	447	101	12
vs. Right	.275	491	135	23	.256	1472	377	51



10

CATCHER

# MIKE ZUNINO

Michael Accorsi Zunino (zoo-NEE-no)

BATS **RIGHT**THROWS **RIGHT**HEIGHT **6'2"**WEIGHT **240**OPENING DAY AGE **31**MAJOR LEAGUE SERVICE **7 years, 165 days**BORN **3/25/91 in Cape Coral, FL**RESIDES **Gainesville, FL**CONTRACT STATUS **Second year of a two-year contract through 2022**SIGNING SCOUT **Rob Mummau (Mariners)**

ACQUIRED **From the Seattle Mariners along with OF Guillermo Heredia and LH Michael Plassmeyer in exchange for OF Jake Fraley and OF Mallex Smith, 11/8/18**

## 2021 SEASON

- Won the Don Zimmer Award, given to the club's Most Valuable Player, based on voting done by the Tampa Bay Chapter of the BBWAA.
- Was one of three finalists for the AL Silver Slugger Award among catchers, won by KC Salvador Perez.
- Hit a career-high 33 HR, tying KC Salvador Perez in 2021 and CHW Carlton Fisk in 1985 for 3rd all-time among AL catchers (while playing the position) behind TEX Iván Rodríguez (35) in 1999 and OAK Terry Steinbach (34) in 1996.
- His 33 HR shattered single-season club records among primary catchers (Travis d'Arnaud, 16 in 2019) and while playing the position (Wilson Ramos, 14 in 2018; John Flaherty, 14 in 1999).
- Hit .342/.419/.868 (39-for-114) with 16 HR and 30 RBI vs. LHP...led the majors vs. lefties in slugging pct. and OPS (1.287) and ranked 2nd in on-base pct. behind WSH/LAD Trea Turner (.437) and tied for 4th in homers and ranked 5th in avg.
- Min. 200 AB, his 10.09 AB/HR ratio led the majors ahead of SF Brandon Belt (11.21).
- 45.8 pct. (33 of 72) of his hits were homers, 4th-highest in major league history behind SF Barry Bonds (47.0) in 2001, STL Mark McGwire (51.8) in 2001 and McGwire (46.1) in 1998 (min. 300 PA)...63.9 pct. (46 of 72) of his hits went for extra bases, highest rate in the majors (min. 300 PA).
- Joined Brandon Lowe among Rays with at least 30 HR in 2021, the fifth time the Rays had a pair of players with 30 HR and first since Logan Morrison (38) and Steven Souza Jr. (30) in 2017... became the 12th player (17th time) in franchise history to hit at least 30 HR in a single season.
- His 62 RBI were 5th-fewest in major league history among players with 30 HR (or more), ahead of BAL Cedric Mullins (59) in 2021, CHC Kyle Schwarber (59) in 2017, NYM Curtis Granderson (59) in 2016 and STL Jedd Gyorko (59) in 2016.
- Made his sixth Opening Day active roster, all starts at catcher (2014-15, 2017, 2019-21)...began the 2018 season on Seattle's injured list (oblique).
- On April 28 vs. OAK, his homer hit the C-ring catwalk, the first catwalk homer since Aug 8, 2020 vs. NYY (Aaron Judge) and first by a Ray since Avisail García on Sep 25, 2019 at NYY...was the first catwalk homer of his career; the only other time he hit one was on Aug 19, 2017 (with SEA), a pop out double play off the B-ring.
- On May 11 vs. NYY, hit a solo homer that went 472 feet, the 2nd-longest by a Ray in the Statcast era (since 2015) behind Avisail García (485) on May 14, 2019 at MIA...it was the longest at Tropicana Field in the Statcast era and tied for the 4th-longest in Tropicana Field history.
- On May 18 at BAL, hit 2-run homers in the 3rd and 5th innings for the eighth multi-HR game of his career, first since Aug 8, 2018 at TEX (with SEA)...became the eighth Rays catcher (13th time) with a multi-HR game, first since Travis d'Arnaud (3) on July 15, 2019 at NYY...recorded another multi-HR game on Sep 7 at BOS.
- Homered in five straight games from Aug 11-17, tying José Canseco from May 16-21, 1999 for the 2nd-longest streak in franchise history behind Carlos Peña (6) from June 6-12, 2010...it was the longest such streak for a catcher since BAL Caleb Joseph (5) from Aug 2-9, 2014 and tied for the 2nd-longest streak by a catcher since Baseball Reference data is available (1901) behind NYG Walker Cooper (6) from June 22-28, 1947.





- On Sep 7 at BOS, he and Nelson Cruz both hit multiple homers and combined to go 7-for-9 with 11B, 1 2B, 1 3B, 4 HR and 8 RBI...according to Stats LLC, they were the second visiting duo all-time to each have multiple homers and 4 RBI (or more) in a game at Fenway Park, joining NYY Mickey Mantle and Roger Maris on May 30, 1961...they were the second teammate duo in major league history to each hit multiple homers and combine for the cycle in a game, joining SF Willie Mays and Daryl Spencer on May 13, 1958 at LAD.
- **ALL-STAR GAME:** Selected as a result of the Player Balloting, his first career selection...he was the only original selection from the reigning AL champions but was later joined by Joey Wendle and Andrew Kittredge.
- Became the third Rays catcher to make the All-Star Team, joining Wilson Ramos in 2018 and Dioner Navarro in 2008.
- Hit a solo homer off Taijuan Walker in the 6th inning and became the second player in Rays history to homer in the All-Star Game, joining Carl Crawford in 2007 (Francisco Cordero).
- **POSTSEASON:** Started all 4 games of the ALDS against the Red Sox at catcher and hit .133 (2-for-15)...in Game 4 at BOS, doubled to start the 8th inning and the Rays scored twice to tie the game after facing a 5-run deficit at the end of the 3rd.

## CAREER HIGHLIGHTS

- Has hit 20 HR (or more) four times since 2014...the only other catchers (min. 50 pct. of games there) to do so as often as Yasmani Grandal (5), Salvador Perez (5) and Gary Sánchez (4).
- In 2020, appeared in 28 games and made 25 starts in an injury-shortened season...placed on the 10-day IL (left oblique strain) on Aug 29, retroactive to Aug 26, and reinstated on Sep 20.
- Recorded 3 HR and 9 RBI in his final 14 games, after 1 HR and 1 RBI in his first 14 games.
- Struck out in 37 of 84 PA (44.0 pct.), 4th in the majors (min. 50 PA)...the highest rate for a qualified hitter was MIN Miguel Sanó (43.9).
- Eight of his 11 hits (72.7 pct.) went for extra bases (4-2B, 4-HR), including eight of nine before hitting a pair of singles in his final start.
- Hit .045 (1-for-22) against left-handed pitching and his only hit was a 3-run homer on Aug 20 at NYY, off Luis Avilan...hit .189 (10-for-53) with 4 2B, 3 HR and 7 RBI against righties.
- Hit .250 (3-for-12) with 1 2B, 2 HR and 4 RBI in 5 games (all starts) against the Yankees and .127 (8-for-63) with 3 2B, 2 HR and 5 RBI in 23 games

(20 starts) against all other opponents...doubled and homered in separate games off Gerrit Cole.

- On Aug 19-20 at NYY, homered in back-to-back games for the first time since Aug 7-10, 2019 (2)...the second of these was a 3-run homer in the 6th inning, helping the Rays complete a 3-game sweep and take over first place in the division.
- **POSTSEASON:** Hit .170 (9-for-53) with 4 HR and 8 RBI while starting 18 of the club's 20 games at catcher...his 4 HR tied KC Salvador Perez in 2015, BOS Jason Varitek in 2003, NYM Mike Piazza in 2000 and OAK Gene Tenace in 1972 for the 2nd-most by a catcher (while playing the position) in a single postseason behind CLE Sandy Alomar (5) in 1997.
- Became the first player in major league history to hit under .150 in the regular season and then hit multiple homers in the postseason.
- In Game 2 of the Wild Card Series vs. TOR, hit a 2-run homer off Hyun Jin Ryu in the 2nd inning...became the third catcher in franchise history to hit a postseason homer, joining José Lobaton's walk-off homer in Game 3 of the ALDS vs. BOS and Kelly Shoppach's multi-HR game in Game 1 of the 2011 ALDS vs. TEX.
- Homered in Games 2 and 7 of the ALCS vs. HOU, both of Lance McCullers Jr.—and these 2 HR went a combined 884 feet...in Game 7, became the first Rays catcher to homer in a “winner take all” game...became the eighth catcher (9th time) all-time to homer in a Game 7, first since CHC David Ross in the 2016 World Series.
- In 2019, hit a then-career-low .165 (44-for-266) in his seventh major league season, first with the Rays...min. 200 AB, his .165 avg. was 3rd-lowest in the majors and 2nd-lowest in club history.
- Threw out 34.1 pct. (14 of 41) of attempted base stealers, the 3rd-best eraser rate in the majors behind PHI J.T. Realmuto (43.0) and CLE Roberto Pérez (37.0)...his 8 Defensive Runs Saved ranked 3rd among AL catchers, behind Pérez (30) and TOR Danny Jansen (12).
- Was on the paternity list, April 19-21...was on the 10-day IL, May 9-30, with a left quad strain.
- On April 22 vs. KC, hit a go-ahead homer in the 7th inning, his first with the Rays...it came in his first game back from the paternity list following the birth of his first child, son Rhett Michael.
- His first 2 HR came in back-to-back games after returning from the paternity list...homered for a third time in 9 games on May 3 at BAL, then went a career-high 25 games without one.
- On July 13 at BAL (G1), hit his 100th career homer, a solo shot off Jimmy Yacabonis.



- ◆ **POSTSEASON:** Was on the roster for both the Wild Card Game and ALDS, but did not play.
- ◆ In **2018** with Seattle, reached 20 HR for the third time in his career and second consecutive year.
- ◆ Missed time due to a pair of stints on the injured list...missed the first 17 games of the season with a strained left oblique and 12 games from July 5-21 with a left ankle bone bruise.
- ◆ Named the Wilson Defensive Player of the Year at catcher...the award, which honors the top defensive player at each position across the majors, is determined by a combination of traditional defensive stats and advanced metrics.
- ◆ Tied BOS Sandy León for 1st among AL catchers and tied for 4th among major league catchers with 11 Defensive Runs Saved...among qualifying catchers, ranked 5th in the majors and 3rd in the AL with a .998 fielding pct.
- ◆ Threw out 29.2 pct. (14 of 48) of potential base stealers, 3rd in the AL (min. 100 games).
- ◆ On May 26 vs. MIN, hit a walk-off homer in the 12th inning off Matt Magill...hit the sign on Edgar's Cantina on the second deck facade.
- ◆ Acquired by the Rays from the Mariners in a five-player trade on Nov 8.
- ◆ In **2017**, his 25 HR ranked 3rd among major league catchers behind NYY Gary Sánchez (33) and KC Salvador Pérez (27)...was a single-season club record for a Mariners catcher, passing his own 22 HR in 2014.
- ◆ Struggled to start the season and optioned to Triple-A Tacoma on May 5...recalled on May 22 and hit .270/.349/.571 (85-for-315) with 25 HR and 62 RBI from then until season's end.
- ◆ In June, hit .304/.371/.722 (24-for-79) with 10 HR and an AL-leading 31 RBI in 24 games (22 starts)...ranked 2nd in slugging pct. and tied for 2nd in home runs during the month...was the first AL catcher with at least 30 RBI in a calendar month since MIN Joe Mauer (32) in May 2009.
- ◆ On June 3 vs. TB, recorded a career-high 7 RBI, including his first career grand slam, off Alex Cobb...his 7 RBI were a club record for a catcher and were the most by an AL catcher since MIN Joe Mauer (7) on July 26, 2010 at KC.
- ◆ In **2016**, appeared in 55 games over two stints with the Mariners...hit 29 HR between the minors and majors...recorded a multi-HR game in his season debut on July 2 vs. BAL, the fifth Mariner to start a season with a multi-HR game and first since Richie Sexson in 2005.
- ◆ Homered in five consecutive games for Tacoma from April 13-18...named Pacific Coast League Player of the Month for April.
- ◆ In **2015**, his .174 avg. was the lowest in the majors (min. 300 PA)...made the Opening Day roster and optioned to Tacoma on Aug 27.
- ◆ On July 26 vs. TOR, was part of a 3-6-2 triple play in the 4th inning...was the 11th triple play turned in franchise history and first since 2010.
- ◆ Spent the entire **2014** season with the Mariners...was the youngest player on the Opening Day roster...his 22 HR tied for 3rd among major league catchers and ranked 2nd among AL catchers...set a single-season club record for a catcher, though he passed that mark with 25 HR in 2017.
- ◆ In **2013**, selected to the major league roster after 52 games with Tacoma...was the first position player from his draft to reach the majors.
- ◆ On June 12 vs. HOU, made his major league debut and went 1-for-4 with a 4th-inning single off Jordan Lyles.
- ◆ On June 14 at OAK, hit a solo shot off Tommy Milone in the 7th inning for his first career home run, coming in his sixth career at-bat.
- ◆ On June 28 vs. CHC, hit a walk-off single off Shawn Camp...at 22 years, 95 days, was the 3rd-youngest in club history with a game-ending RBI behind 20-year-old Alex Rodriguez in 1996 and 21-year-old Danny Tartabull in 1984.
- ◆ Split the **2012** season between Short-A Everett and Double-A Jackson after signing with the Mariners, earning an Aug 12 promotion...hit .360/.447/.689 (58-for-161) with 13 HR and 43 RBI in 44 games between the two levels.
- ◆ Named to the Northwest League postseason All-Star Team.
- ◆ Hit .288/.337/.463 (23-for-80) with 2 HR and 15 RBI in 19 games for the Peoria Javelinas in the Arizona Fall League...named to the AFL All-Prospect Team and the AFL Rising Stars Game.
- ◆ Ranked by *Baseball America* as the No. 17 overall prospect in the minors following the season...was the No. 1 prospect in the Mariners system.
- ◆ Ranked by *Baseball America* as the Best Power Hitter in the Mariners organization...also tabbed as the Best Defensive Catcher in the system.

## AMATEUR CAREER

- ◆ Graduated from Mariner High School in Cape Coral, Fla., in 2009...was all-state as a senior, batting .464 with 12 HR...selected by the Mariners in the first round (third overall) of the 2012 Amateur



Draft out of the University of Florida, and remains the highest-drafted player in school history...led the Gators to the College World Series each of his three seasons there...in 2012, earned the Golden Spikes Award, Dick Howser Trophy and Johnny Bench Award, batting .322 with 19 HR...in 2011, named SEC Player of the Year.

- Previously selected by the Athletics in the 29th round of the 2009 Amateur Draft, but did not sign.

## PERSONAL & MISC.

- Mike and his wife, Alyssa, have two children: Rhett (2) and Paisley (1)...they have a beagle, Zoey, and Australian shepherd, Sadie.
- Mike's parents met in Italy while playing in the country's premier baseball and softball leagues...his father, Greg, was selected by the Yankees in the 1981 Amateur Draft and is a southeast crosschecker for the Reds...his mother, Paola, was a catcher on the Italian national softball team...she was born in Bologna, Italy, and taught him to speak a little Italian as a kid, but he lost it as he grew older.
- Mike and Alyssa were married in October 2012, after his junior season at Florida...they left the next day for their "honeymoon" in Arizona for Mike to participate in the Arizona Fall League.

## CAREER HIGHS

HITS	RUNS
4, 4/29/14 at NYG	3, 3x-last 8/8/18 at TEX
HITTING STREAK	WALKS
10G, 7/20/15 - 7/31/15	3, 7/19/13 at HOU
HOME RUNS	STRIKEOUTS
2, 9x-last 9/7/21 at BOS	4, 9x-last 6/17/21 at SEA
RBI	STOLEN BASES
7, 6/3/17 vs. TB	1, 2x-last 9/14/17 at TEX

## HOME RUN HIGHLIGHTS

GRAND SLAMS (1)
6/3/17 vs. TB (Alex Cobb)
MULTI-HR GAMES (9)
2 - 9x-last 9/7/21 at BOS
WALK-OFF (2)
5/26/18 vs. MIN (Matt Magill); 6/7/17 vs. MIN (Brandon Kintzler)

## CAREER BATTING

YEAR	CLUB	AVG	G	AB	R	H	2B	3B	HR	RBI	SH	SF	HB	BB-I	SO	SB	CS	GDP	OBP	SLG
2012	Everett	.373	29	110	29	41	10	0	10	35	0	1	4	18-1	26	1	0	2	.474	.736
	Jackson	.333	15	51	6	17	4	0	3	8	0	1	0	5-1	7	0	0	0	.386	.588
2013	Tacoma	.227	52	203	38	46	12	3	11	43	0	4	5	17-1	66	0	0	3	.297	.478
	Seattle	.214	52	173	22	37	5	0	5	14	0	1	3	16-0	49	1	0	5	.290	.329
2014	Seattle	.199	131	438	51	87	20	2	22	60	0	4	17	17-1	158	0	3	12	.254	.404
	Seattle	.174	112	350	28	61	11	0	11	28	8	2	5	21-0	132	0	1	6	.230	.300
2015	Tacoma	.317	10	41	7	13	2	0	3	8	0	2	0-0	8	0	0	2	.349	.585	
	Seattle	.286	79	280	47	80	15	0	17	57	0	4	8	35-0	69	0	1	3	.376	.521
2016	Seattle	.207	55	164	16	34	7	0	12	31	0	1	6	21-0	65	0	0	0	.318	.470
	Seattle	.251	124	387	52	97	25	0	25	64	0	1	8	39-0	160	1	0	8	.331	.509
2017	Tacoma	.293	12	41	7	12	2	0	5	11	0	0	0	4-0	5	0	0	1	.356	.707
	Modesto	.091	3	11	1	1	1	0	0	0	0	0	0	1-0	4	0	0	0	.167	.182
2018	Seattle	.201	113	373	37	75	18	0	20	44	0	2	6	24-0	150	0	0	7	.259	.410
	Tacoma	.200	2	5	0	1	0	0	0	1	0	1	0	0-0	2	0	0	0	.167	.200
2019	Tampa Bay	.165	90	266	30	44	10	1	9	32	0	0	3	20-0	98	0	0	4	.232	.312
	Charlotte	.500	2	6	3	3	1	0	0	1	0	0	0	2-0	3	0	0	0	.625	.667
2020	Tampa Bay	.147	28	75	8	11	4	0	4	10	0	0	3	6-0	37	0	0	0	.238	.360
2021	Tampa Bay	.216	109	333	64	72	11	2	33	62	0	1	7	34-0	132	0	0	7	.301	.559
Minor League Totals		.286	204	748	138	214	47	3	49	164	0	11	19	82-3	190	1	1	11	.366	.553
Rays Totals		.188	227	674	102	127	25	3	46	104	0	1	13	60-0	267	0	0	11	.267	.439
Major League Totals		.202	814	2559	308	518	111	5	141	345	8	12	58	198-1	981	2	4	49	.274	.415

1: Selected by the Seattle Mariners in the first round (third overall) of the 2012 Amateur Draft...signed by Rob Mummua. 2: Acquired by the Tampa Bay Rays along with OF Guillermo Heredia and LH Michael Plassmeyer from Seattle in exchange for OF Jake Fraley and OF Mallex Smith, November 8, 2018.



## CAREER FIELDING

YEAR	POSITION	PCT	G	PO	A	E	TC	DP	PB
2013	Catcher	.995	50	363	22	2	387	1	2
2014	Catcher	.995	130	1010	84	5	1099	5	8
2015	Catcher	.994	112	809	44	5	858	6	6
2016	Catcher	1.000	52	400	15	0	415	0	3
2017	Catcher	.993	120	894	56	7	957	5	10
2018	Catcher	.998	111	880	43	2	925	5	10
2019	Catcher	.993	89	763	38	6	807	7	4
2020	Catcher	.996	28	244	15	1	260	2	5
2021	Catcher	.995	105	908	38	5	951	2	10
<b>Totals</b>		<b>.995</b>	<b>797</b>	<b>6272</b>	<b>354</b>	<b>33</b>	<b>6659</b>	<b>33</b>	<b>58</b>

## ALL-STAR GAME BATTING

YEAR	CLUB	AVG	G	AB	R	H	2B	3B	HR	RBI	SH	SF	HB	BB-I	SO	SB	CS	GDP	OBP	SLG
2021	AL, Colorado	.500	1	2	1	1	0	0	1	1	0	0	0	0-0	1	0	0	0	.500	2.000

## POSTSEASON BATTING

YEAR	SERIES	CLUB	AVG	G	AB	R	H	2B	3B	HR	RBI	SH	SF	HB	BB-I	SO	SB	CS	GDP	OBP	SLG
2020	ALWC	TB vs. TOR	.286	2	7	1	2	0	0	1	2	0	0	0	0-0	4	0	0	0	.286	.714
	ALDS	TB vs. NYY	.083	4	12	1	1	0	0	1	2	0	0	0	0-0	8	0	0	0	.083	.333
	ALCS	TB vs. HOU	.278	7	18	2	5	0	0	2	4	0	1	1	0-0	6	0	0	0	.300	.611
	WS	TB vs. LAD	.063	6	16	0	1	0	0	0	0	0	0	0	1-0	9	0	0	1	.118	.063
2021	ALDS	TB vs. BOS	.133	4	15	1	2	1	0	0	0	0	0	0-0	6	0	0	0	.133	.200	
<b>Postseason Totals</b>			<b>.162</b>	<b>23</b>	<b>68</b>	<b>5</b>	<b>11</b>	<b>1</b>	<b>0</b>	<b>4</b>	<b>8</b>	<b>0</b>	<b>1</b>	<b>1-0</b>	<b>33</b>	<b>0</b>	<b>0</b>	<b>0</b>	<b>1</b>	<b>.183</b>	<b>.353</b>

## LEFT-RIGHT BREAKDOWN

	2021					CAREER				
	AVG	AB	H	HR	RBI	AVG	AB	H	HR	RBI
vs. Left	.342	114	39	16	30	.223	757	169	44	92
vs. Right	.151	219	33	17	32	.194	1802	349	97	253



WILL VRAGOVIC / TAMPA BAY RAYS



# 2022 SPRING TRAINING ROSTER

## POSITIONAL

### MANAGER & COACHES

16	Cash, Kevin (Manager)
41	Boroski, Stan (Bullpen)
40	DeMent, Dan (Asst. Hitting)
97	Erlichman, Jonathan (Process & Analytics)
24	Hoover, Paul (Field Coord.)
92	Knapp, Rick (Asst. Pitching & Rehab)
27	Linares, Rodney (3B)
51	Mottola, Chad (Hitting)
53	North, Brady (Asst. Hitting)
31	Prieto, Chris (1B)
33	Quatraro, Matt (Bench)
23	Snyder, Kyle (Pitching)

### PITCHERS (34)

47	Adam, Jason (R)
70	Anderson, Nick (R)
46	Bard, Luke (R)*
11	Baz, Shane (R)

68	Beeks, Jalen (L)
86	Blair, Seth (R)*
84	Chargois, JT (R)
72	Chirinos, Yonny (R)+
73	De Horta, Adrian (R)*
71	Erwin, Zack (L)*
29	Fairbanks, Pete (R)
58	Faucher, Calvin (R)
34	Feyerlesen, J.P. (R)
19	Fleming, Josh (L)
20	Glasgow, Tyler (R)+
60	Hess, David (R)*
36	Kittredge, Andrew (R)
28	Kluber, Corey (R)
76	Knight, Dusten (R)*
22	Mazza, Chris (R)*
18	McClanahan, Shane (L)
49	McKay, Brendan (L)
64	McKay, David (R)*
61	Patiño, Luis (R)
38	Poche, Colin (L)

30	Raley, Brooks (L)
57	Rasmussen, Drew (R)
54	Reed, Cody (L)*
52	Romero, Tommy (R)
67	Slegers, Aaron (R)*
59	Spring, Jeffrey (L)
81	Thompson, Ryan (R)
37	Wisler, Matt (R)
48	Yarbrough, Ryan (L)

### CATCHERS (5)

63	Hudson, Joe*
21	Mejía, Francisco
50	Pinto, René
65	Proctor, Ford
10	Zunino, Mike

### INFELDERS (8)

62	Aranda, Jonathan
7	Bruján, Vidal
26	Choi, Ji-Man

2	Diaz, Yandy
5	Franco, Wander
45	Healy, Ryan*
8	Low, Brandon
6	Walls, Taylor

### OUTFIELDERS (7)

56	Arozarena, Randy
39	Kiermaier, Kevin
15	Low, Josh
13	Margot, Manuel
17	Meadows, Austin
35	Phillips, Brett
55	Raley, Luke

## NUMERICAL

2	Diaz, Yandy (INF)
47	Franco, Wander (INF)
6	Walls, Taylor (INF)
7	Bruján, Vidal (INF/OF)
8	Low, Brandon (INF/OF)
10	Zunino, Mike (C)
11	Baz, Shane (RHP)
13	Margot, Manuel (OF)
15	Low, Josh (OF)
16	Cash, Kevin (Manager)
17	Meadows, Austin (OF)
18	McClanahan, Shane (LHP)
19	Fleming, Josh (LHP)
20	Glasgow, Tyler (RHP)+
21	Mejía, Francisco (C)
22	Mazza, Chris (RHP)*
23	Snyder, Kyle (Pitching Coach)
24	Hoover, Paul (Field Coord.)

26	Choi, Ji-Man (1B)
27	Linares, Rodney (3B Coach)
28	Kluber, Corey (RHP)
29	Fairbanks, Pete (RHP)
30	Raley, Brooks (LHP)
31	Prieto, Chris (1B Coach)
33	Quatraro, Matt (Bench Coach)
34	Feyerlesen, J.P. (RHP)
35	Phillips, Brett (OF)
36	Kittredge, Andrew (RHP)
37	Wisler, Matt (RHP)
38	Poche, Colin (LHP)
39	Kiermaier, Kevin (CF)
40	DeMent, Dan (Asst. Hitting Coach)
41	Boroski, Stan (Bullpen Coach)
45	Healy, Ryan (INF)*
46	Bard, Luke (RHP)*

47	Adam, Jason (RHP)
48	Yarbrough, Ryan (LHP)
49	McKay, Brendan (LHP)
50	Pinto, René (C)
51	Mottola, Chad (Hitting Coach)
52	Romero, Tommy (RHP)
53	North, Brady (Asst. Hitting Coach)
54	Reed, Cody (LHP)*
55	Raley, Luke (OF)
56	Arozarena, Randy (OF)
57	Rasmussen, Drew (RHP)
58	Faucher, Calvin (RHP)
59	Spring, Jeffrey (LHP)
60	Hess, David (RHP)*
61	Patiño, Luis (RHP)
62	Aranda, Jonathan (INF)
63	Hudson, Joe (C)*

64	McKay, David (RHP)*
65	Proctor, Ford (C/INF)
67	Slegers, Aaron (RHP)*
68	Beeks, Jalen (LHP)
70	Anderson, Nick (RHP)
71	Erwin, Zack (LHP)*
72	Chirinos, Yonny (RHP)+
73	De Horta, Adrian (RHP)*
76	Knight, Dusten (RHP)*
81	Thompson, Ryan (RHP)
84	Chargois, JT (RHP)
86	Blair, Seth (RHP)*
92	Knapp, Rick (Asst. Pitching & Rehab Coach)
97	Erlichman, Jonathan (Process & Analytics Coach)

## ALPHABETICAL

47	Adam, Jason (RHP)
70	Anderson, Nick (RHP)
62	Aranda, Jonathan (INF)
56	Arozarena, Randy (OF)
46	Bard, Luke (RHP)*
11	Baz, Shane (RHP)
68	Beeks, Jalen (LHP)
86	Blair, Seth (RHP)*
41	Boroski, Stan (Bullpen Coach)
71	Bruján, Vidal (INF/OF)
16	Cash, Kevin (Manager)
84	Chargois, JT (RHP)
72	Chirinos, Yonny (RHP)+
26	Choi, Ji-Man (1B)
73	De Horta, Adrian (RHP)*
40	DeMent, Dan (Asst. Hitting Coach)
2	Diaz, Yandy (INF)

97	Erlichman, Jonathan (Process & Analytics Coach)
71	Erwin, Zack (LHP)*
29	Fairbanks, Pete (RHP)
58	Faucher, Calvin (RHP)
34	Feyerlesen, J.P. (RHP)
19	Fleming, Josh (LHP)
5	Franco, Wander (INF)
20	Glasgow, Tyler (RHP)+
45	Healy, Ryan (INF)*
60	Hess, David (RHP)*
24	Hoover, Paul (Field Coord.)
63	Hudson, Joe (C)*
39	Kiermaier, Kevin (CF)
36	Kittredge, Andrew (RHP)
28	Kluber, Corey (RHP)
92	Knapp, Rick (Asst. Pitching & Rehab Coach)

76	Knight, Dusten (RHP)*
27	Linares, Rodney (3B Coach)
8	Low, Brandon (INF/OF)
15	Low, Josh (OF)
13	Margot, Manuel (OF)
22	Mazza, Chris (RHP)*
18	McClanahan, Shane (LHP)
49	McKay, Brendan (LHP)
64	McKay, David (RHP)*
17	Meadows, Austin (OF)
21	Mejía, Francisco (C)
51	Mottola, Chad (Hitting Coach)
53	North, Brady (Asst. Hitting Coach)
37	Wisler, Matt (RHP)
61	Patiño, Luis (RHP)
35	Phillips, Brett (OF)
50	Pinto, René (C)
38	Poche, Colin (LHP)

31	Prieto, Chris (1B Coach)
65	Proctor, Ford (C/INF)
33	Quatraro, Matt (Bench Coach)
30	Raley, Brooks (LHP)
55	Raley, Luke (OF)
57	Rasmussen, Drew (RHP)
54	Reed, Cody (LHP)*
52	Romero, Tommy (RHP)
67	Slegers, Aaron (RHP)*
23	Snyder, Kyle (Pitching Coach)
59	Spring, Jeffrey (LHP)
81	Thompson, Ryan (RHP)
6	Walls, Taylor (INF)
37	Wisler, Matt (RHP)
48	Yarbrough, Ryan (LHP)
10	Zunino, Mike (C)

\* NON-ROSTER INVITE + 60-DAY INJURED LIST



# HOW THE RAYS WERE BUILT

## ACQUIRED BY TRADE : 25

DATE	PLAYER	HOW ACQUIRED
Nov 18, 2016	Andrew Kittredge	From the Seattle Mariners along with 1B Dalton Kelly and RHP Dylan Thompson for INF/OF Richie Shaffer and INF/OF Taylor Motter
Jan 11, 2017	Ryan Yarbrough	From the Seattle Mariners along with OF Mallex Smith and INF Carlos Vargas for LHP Drew Smyly
Feb 20, 2018	Colin Poche	From the Arizona Diamondbacks in a three-team trade with the New York Yankees, along with LHP Anthony Banda, INF Nick Solak and a player to be named (RHP Sam McWilliams) for OF Steven Souza Jr.
May 25, 2018	Tommy Romero	From the Seattle Mariners along with RHP Andrew Moore for RH Alex Colomé and OF Denard Span
June 10, 2018	Ji-Man Choi	From the Milwaukee Brewers for INF Brad Miller and cash considerations
July 25, 2018	Jalen Beeks	From the Boston Red Sox for RHP Nathan Eovaldi
July 31, 2018	Tyler Glasnow Austin Meadows Shane Baz	From the Pittsburgh Pirates for RHP Chris Archer
Nov 8, 2018	Mike Zunino	From the Seattle Mariners along with OF Guillermo Heredia and LHP Michael Plassmeyer for OF Mallex Smith and OF Jake Fraley
Dec 13, 2018	Yandy Diaz	From Cleveland in a three-team trade with the Seattle Mariners, along with RHP Cole Sulser for 1B Jake Bauers and cash considerations
July 13, 2019	Pete Fairbanks	From the Texas Rangers for INF Nick Solak
July 31, 2019	Nick Anderson	From the Miami Marlins along with RHP Trevor Richards for OF Jesús Sánchez and RHP Ryne Stanek
Jan 9, 2020	Randy Arozarena	From the St. Louis Cardinals along with 1B/DH José Martínez and a Competitive Balance Round A draft pick for LHP Matthew Liberatore, C Edgardo Rodríguez and a Competitive Balance Round B draft pick
Feb 8, 2020	Manuel Margot	From the San Diego Padres along with C/OF Logan Driscoll for RHP Emilio Pagán
Aug 27, 2020	Brett Phillips	From the Kansas City Royals for INF Lucius Fox
Dec 29, 2020	Francisco Mejía Luis Patiño	From the San Diego Padres along with C Blake Hunt and RHP Cole Wilcox for LHP Blake Snell
Feb 17, 2021	Jeffrey Springs	From the Boston Red Sox along with RHP Chris Mazza and cash considerations for C Ronaldo Hernández and INF Nick Sogard
May 21, 2021	J.P. Feyereisen Drew Rasmussen	From the Milwaukee Brewers for SS Willy Adames and RHP Trevor Richards
June 11, 2021	Matt Wisler	From the San Francisco Giants along with cash considerations for LHP Michael Plassmeyer
July 22, 2021	Calvin Faucher	From the Minnesota Twins along with DH Nelson Cruz for RHP Drew Strotman and RHP Joe Ryan
July 29, 2021	JT Chargois	From the Seattle Mariners along with INF Austin Shenton for RHP Diego Castillo
March 18, 2022	Luke Raley	From the Los Angeles Dodgers for RHP Tanner Dodson

## AMATEUR DRAFT : 8

YEAR	PLAYER	ROUND
2010	Kevin Kiermaier	31st
2015	Brandon Lowe	3rd
2016	Josh Lowe	1st
2017	Brendan McKay Taylor Walls Josh Fleming	1st 3rd 5th
2018	Shane McClanahan Ford Proctor	1st 3rd

## RULE 5 DRAFT : 1

YEAR	PLAYER	PHASE
2018	Ryan Thompson	Triple-A

## FREE AGENT : 3



DATE	PLAYER	PRIOR CLUB
Nov 30, 2021	Brooks Raley	Houston Astros
Dec 1, 2021	Corey Kluber	New York Yankees
March 17, 2022	Jason Adam	Chicago Cubs

## MINOR LEAGUE CONTRACT : 5

DATE	PLAYER	TYPE
June 29, 2012	Yonny Chirinos	International
Oct 1, 2013	René Pinto	International
Oct 17, 2014	Vidal Bruján	International
July 2, 2015	Jonathan Aranda	International
July 2, 2017	Wander Franco	International



# NON-ROSTER INVITES



WILL VRAGOVIC / TAMPA BAY RAYS

# LUKE BARD

46

RHP



## Luke Francis Bard

BATS **RIGHT**

THROWS **RIGHT**

HEIGHT **6'3"**

WEIGHT **200**

OPENING DAY AGE **31**

MAJOR LEAGUE SERVICE **2 years, 28 days**

BORN **11/13/90 in Charlotte, NC**

RESIDES **Charlotte, FL**

SIGNING SCOUT **Jack Powell (Twins)**

ACQUIRED **Signed as a free agent, 3/24/22**

**2021** | Experienced right hip discomfort in spring training and opened the season on the 60-day IL... underwent season-ending surgery on May 20.

**2020** | Made 6 apps over three stints with the Angels but spent most of the summer at the alternate training site at Long Beach State University.

**2019** | Signed with the Angels prior to spring training and made 32 apps (3 starts) over nine stints, including his second consecutive Opening Day roster...on May 11 at BAL, pitched 1.2 scoreless innings for his first career win...had a scoreless streak of 10 IP from April 26-May 15...retired 23 consecutive batters from Sep 13-26, a streak ending with a walk to his first batter faced in his final app of the season.

**2018** | Made his major league debut with the Angels after being selected from the Twins in the Rule 5 Draft...made 8 apps before being designated for assignment and returned to the Twins organization...on March 31 at OAK, pitched a scoreless 9th inning with a pair of strikeouts (Matt Joyce, Jed Lowrie) in his major league debut.

**2017** | Split the season between Double-A Chattanooga and Triple-A Rochester, going 4-3 with a 2.76 ERA (65.1-IP, 20-ER) in 41 apps.

**2016** | Tied for 3rd among Twins farmhands with 44 apps...went 3-1 with a 3.74 ERA (65-IP, 27-ER) between Class-A Fort Myers and Chattanooga.

**2015** | Made his season debut on May 22, returning from right shoulder surgery...spent the entire season with Class-A Cedar Rapids and made 28 apps.

**2014** | Underwent arthroscopic surgery on his right labrum and missed the entire season.

**PERSONAL** | Selected by the Twins in the first round (42nd overall) of the 2012 Amateur Draft out of Georgia Tech...suffered a season-ending injury (lat) on March 31 of his junior season...previously selected by the Red Sox in the 16th round of the 2009 Amateur Draft, but did not sign...his brother, Daniel, pitched in the majors from 2009-13 with the Red Sox and returned with the Rockies in 2020, earning NL Comeback Player of the Year honors.

## CAREER PITCHING

YEAR	CLUB	W	L	ERA	G	GS	CG	SHO	SV	IP	H	R	ER	HR	HB	BB-I	SO	WP	BK
2012	GCL Twins	0	0	6.75	3	1	0	0	0	4.0	3	3	3	0	1	5-0	3	0	0
	Elizabethton	0	0	0.00	4	0	0	0	1	3.0	2	0	0	0	0	2-0	4	0	0
2013	GCL Twins	0	0	12.00	4	0	0	0	0	3.0	5	5	4	0	0	3-0	1	0	0
	Elizabethton	1	0	1.08	7	0	0	0	0	8.1	2	1	1	0	1	6-0	6	1	0
	Fort Myers	0	0	0.00	1	0	0	0	0	1.0	0	0	0	0	0	0-0	2	0	0
2014										Injured-Did Not Pitch									
2015	Cedar Rapids	7	1	2.41	28	0	0	0	0	52.1	45	15	14	1	5	15-0	47	4	0
2016	Fort Myers	3	1	3.40	35	0	0	0	2	50.1	47	21	19	0	2	20-0	45	4	0
	Chattanooga	0	0	4.91	9	0	0	0	0	14.2	16	8	8	1	1	8-0	12	1	1
2017	Chattanooga	4	3	2.58	33	0	0	0	5	52.1	50	16	15	4	5	20-3	78	3	0
	Rochester	0	0	3.46	8	0	0	0	0	13.0	13	5	5	1	1	4-0	21	0	0
2018	Los Angeles-AL	0	0	5.40	8	0	0	0	0	11.2	10	7	7	4	3	5-1	13	1	0
	Rochester	3	3	4.66	32	0	0	0	1	48.1	54	29	25	6	1	18-1	52	7	1
2019	Los Angeles-AL	3	3	4.78	32	3	0	0	0	49.0	41	27	26	8	5	13-1	40	5	1
	Salt Lake	2	4	7.11	16	1	0	0	1	19.0	28	20	15	4	1	10-0	26	2	0
2020	Los Angeles-AL	0	0	6.75	6	0	0	0	0	5.1	7	4	4	2	0	0-0	7	0	1
2021	Los Angeles-AL									Injured-Did Not Pitch									
<b>Minor League Totals</b>		<b>20</b>	<b>12</b>	<b>3.64</b>	<b>180</b>	<b>2</b>	<b>0</b>	<b>0</b>	<b>10</b>	<b>269.1</b>	<b>265</b>	<b>123</b>	<b>109</b>	<b>17</b>	<b>18</b>	<b>111-4</b>	<b>297</b>	<b>22</b>	<b>2</b>
<b>Major League Totals</b>		<b>3</b>	<b>3</b>	<b>5.05</b>	<b>46</b>	<b>3</b>	<b>0</b>	<b>0</b>	<b>0</b>	<b>66.0</b>	<b>58</b>	<b>38</b>	<b>37</b>	<b>14</b>	<b>8</b>	<b>18-2</b>	<b>60</b>	<b>6</b>	<b>2</b>







# SETH BLAIR

86 RHP

Seth A. Blair

BATS <b>RIGHT</b>	THROWS <b>RIGHT</b>	HEIGHT <b>6'2"</b>	WEIGHT <b>185</b>
OPENING DAY AGE <b>33</b>		MAJOR LEAGUE SERVICE <b>None</b>	
BORN <b>3/3/89 in Rock Falls, IL</b>		RESIDES <b>Chandler, AZ</b>	
SIGNING SCOUT <b>Aaron Krawiec (Cardinals)</b>			
ACQUIRED <b>Signed as a free agent, 3/4/22</b>			

**2021** | Went 3-2 with a 3.10 ERA (40.2-IP, 14-ER) in 32 apps (1 start) between Triple-A Worcester and Double-A Portland...promoted back to Worcester on July 15 and remained there through season's end, going 2-1 with a 3.26 ERA (19.1-IP, 7-ER).

**2020** | Signed with the Red Sox on Aug 7 and spent the remainder of the season at the alternate training site in Pawtucket.

**2019** | Returned to baseball after signing with the Padres on May 24...made 17 apps (2 starts) with Class-A Lake Elsinore, and his season debut marked his first outing in professional baseball since Aug 28, 2014 vs. Arkansas (with Double-A Springfield).

**2015-18** | Began the 2015 season on the 7-day IL (right shoulder bursitis)...reinstated on April 29 and subsequently released by the Cardinals...did not sign with another organization for over four years.

**2014** | Went 5-7 with a 6.01 ERA (79.1-IP, 53-ER) in 32 apps (11 starts) between Springfield and Triple-A Memphis...promoted to Memphis on June 23 and transferred back to Springfield on July 18.

**2013** | Ranked 8th in the Texas League with 117 SO, which tied for 4th among Cardinals minor

leaguers...ranked 7th in the Cardinals system with 129.2 IP and tied for 7th with 22 starts.

**2012** | Began the season on the injured list (right hand strain) and diagnosed with enchondroma, a benign tumor on his pitching hand...the tumor had caused microfractures that radiated out from his knuckle and required surgery...went 2-1 with a 2.25 ERA (20-IP, 5-ER) in 6 starts for the Surprise Saguaros in the Arizona Fall League.

**PERSONAL** | Selected by the Cardinals in the first round (46th overall) of the 2010 Amateur Draft out of Arizona State University...previously selected by the Athletics in the 47th round of the 2007 Amateur Draft out of Rock Falls (Ill.) High School, but did not sign...helped the Sun Devils reach the College World Series in back-to-back seasons (2009-10)...during the COVID-19 shutdown, built a training facility in his backyard and opened it to others who did not have access to facilities...as many as 15 players showed up in staggered groups on a given day, according to the *New York Times*.

## CAREER PITCHING


YEAR	CLUB	W	L	ERA	G	GS	CG	SHO	SV	IP	H	R	ER	HR	HB	BB-I	SO	WP	BK
2011	Quad Cities	6	3	5.29	21	21	0	0	0	81.2	79	54	48	9	14	62-0	70	11	2
	GCL Cardinals	0	0	0.00	2	1	0	0	0	3.0	1	0	0	0	1	2-0	1	0	0
2012	Palm Beach	1	3	5.40	5	5	0	0	0	16.2	18	12	10	1	0	14-0	12	3	0
2013	Springfield	3	9	5.07	24	22	0	0	0	129.2	149	83	73	18	9	48-3	117	8	2
2014	Springfield	5	7	5.99	26	11	0	0	1	73.2	78	53	49	9	8	51-2	48	11	1
	Memphis	0	0	6.35	6	0	0	0	0	5.2	5	8	4	1	0	7-0	4	2	0
2015										Did Not Pitch									
2016										Did Not Pitch									
2017										Did Not Pitch									
2018										Did Not Pitch									
2019	Lake Elsinore	2	3	4.11	17	2	0	0	0	35.0	31	20	16	5	2	14-0	47	4	0
2020										Did Not Pitch									
2021	Worcester	3	1	3.80	17	1	0	0	0	23.2	17	11	10	1	12	11-1	30	3	1
	Portland	0	1	2.12	15	0	0	0	2	17.0	9	4	4	1	4	4-0	21	0	1
<b>Minor League Totals</b>		<b>20</b>	<b>27</b>	<b>4.99</b>	<b>133</b>	<b>63</b>	<b>0</b>	<b>0</b>	<b>3</b>	<b>386.0</b>	<b>387</b>	<b>245</b>	<b>214</b>	<b>45</b>	<b>50</b>	<b>213-6</b>	<b>350</b>	<b>42</b>	<b>7</b>



# ADRIAN DE HORTA

73

RHP



**Adrian Sebastian De Horta**

BATS **RIGHT**

THROWS **RIGHT**

HEIGHT **6'3"**

WEIGHT **215**

OPENING DAY AGE **27**

MAJOR LEAGUE SERVICE **None**

BORN **3/13/95 in La Puente, CA**

RESIDES **La Puente, CA**

SIGNING SCOUT **Brent Mayne (Padres)**

ACQUIRED **Signed as a free agent, 1/30/21**

**2021** | Went 2-6 with a 5.73 ERA (55-IP, 35-ER) in 25 apps (10 starts) in his first season in the Rays system...began the season with Triple-A Durham and transferred to Double-A Montgomery on June 25.

**2020** | Was part of the Angels 60-man player pool and spent the summer at the alternate training site at Long Beach State University.

**2019** | Split the season between Double-A Mobile and Triple-A Salt Lake, earning a May 6 promotion...went 0-2 with a 5.47 ERA (49.1-IP, 30-ER) in 16 apps (6 starts) between the two levels...pitched an immaculate 7th inning in his season debut...made two rehab starts for the AZL Angels after missing a month with a head contusion.

**2018** | Signed with the Angels on March 22 and went 0-2 with a 5.08 ERA (44.1-IP, 25-ER) in 12 starts spanning three levels...missed a month of the season due to right shoulder impingement.

**2017** | Limited to 14 apps (12 starts) in his last season in the Padres organization due to right shoulder and right elbow injuries...went 5-1 with a 4.43 ERA (65-IP, 32-ER) spanning the Class-A and Double-A levels.

**2016** | Began a rehab assignment on July 14, returning from a right chest strain...reinstated on July 21 and spent the season with Short-A Tri-City.

**2015** | Started the season with the AZL Padres on a rehab assignment for right biceps tendinitis...reinstated on July 20 and pitched for Tri-City...went 2-3 with a 4.98 ERA (56-IP, 31-ER) in 15 apps (10 starts) between the two levels.

**2014** | Went 1-4 with a 5.35 ERA (77.1-IP, 46-ER) in 25 apps (18 starts) in his first full season.

**PERSONAL** | Selected by the Padres in the eighth round out of South Hills (Calif.) High School...committed to Cal State Fullerton before signing.

## CAREER PITCHING

YEAR	CLUB	W	L	ERA	G	GS	CG	SHO	SV	IP	H	R	ER	HR	HB	BB-I	SO	WP	BK	
2013	AZL Padres	0	2	4.06	12	11	0	0	0	31.0	28	15	14	1	1	13-0	40	7	0	
2014	Fort Wayne	0	2	5.32	12	11	0	0	0	47.1	49	31	28	2	3	38-0	36	7	1	
	Eugene	1	2	5.40	13	7	0	0	0	30.0	28	24	18	2	2	30-0	26	4	0	
2015	AZL Padres	0	2	8.83	7	2	0	0	0	17.1	23	20	17	0	2	10-0	17	8	1	
	Tri-City	2	1	3.26	8	8	0	0	0	38.2	25	14	14	3	3	20-0	36	4	1	
2016	AZL Padres	0	0	0.00	2	0	0	0	0	3.2	2	0	0	0	0	2-0	4	0	0	
	Tri-City	2	2	3.95	9	1	0	0	0	27.1	24	18	12	1	0	7-0	25	6	0	
2017	Lake Elsinore	3	1	4.89	8	7	0	0	0	35.0	35	26	19	4	1	11-0	42	5	1	
	San Antonio	1	0	2.25	1	0	0	0	0	4.0	2	1	1	1	1	2-0	6	0	0	
	Fort Wayne	1	0	4.15	5	5	0	0	0	26.0	23	12	12	3	1	14-0	21	1	0	
2018	AZL Angels	0	0	5.40	2	2	0	0	0	5.0	6	6	3	1	3	1-0	6	1	0	
	Orem	0	0	0.00	1	1	0	0	0	4.0	4	0	0	0	0	0-0	3	1	0	
	Inland Empire	0	2	5.60	9	9	0	0	0	35.1	42	25	22	6	2	16-0	39	5	0	
2019	Mobile	0	0	2.03	3	2	0	0	0	13.1	7	3	3	1	0	8-0	23	0	0	
	Salt Lake	0	2	6.75	13	4	0	0	1	36.0	32	27	27	10	1	24-0	47	2	1	
	AZL Angels	0	0	3.00	2	2	0	0	0	3.0	2	1	1	0	0	1-0	6	0	0	
2020	Did Not Pitch																			
2021	Durham	0	2	7.77	8	5	0	0	0	22.0	26	20	19	8	0	12-0	19	2	0	
	Montgomery	2	4	4.36	17	5	0	0	0	33.0	25	16	16	5	3	18-0	44	8	0	
<b>Minor League Totals</b>		<b>12</b>	<b>22</b>	<b>4.94</b>	<b>132</b>	<b>82</b>	<b>0</b>	<b>0</b>	<b>1</b>	<b>412.0</b>	<b>383</b>	<b>259</b>	<b>226</b>	<b>48</b>	<b>23</b>	<b>227-0</b>	<b>440</b>	<b>61</b>	<b>5</b>	



# ZACK ERWIN

Zachary Scott Erwin

71 LHP



BATS <b>LEFT</b>	THROWS <b>LEFT</b>	HEIGHT <b>6'5"</b>	WEIGHT <b>195</b>
OPENING DAY AGE <b>28</b>		MAJOR LEAGUE SERVICE <b>None</b>	
BORN <b>1/24/94 in Park Ridge, IL</b>		RESIDES <b>Sunset, SC</b>	
SIGNING SCOUT <b>Kevin Burrell (White Sox)</b>			
ACQUIRED <b>Signed as a free agent, 1/4/22</b>			

**2021** | Split the season between Double-A Midland and Triple-A Las Vegas, earning an Aug 14 promotion...went 6-4 with a 4.00 ERA (63-IP, 28-ER) in 49 apps between the two levels...tied for 7th among Athletics minor leaguers in wins.

**2020** | Was not part of the Athletics 60-man player pool and did not play following the cancellation of the minor league season.

**2019** | Ranked 8th among Athletics minor leaguers with 7 saves...allowed 9 runs (7 ER) in his first 5 apps spanning 9 IP but pitched to a 2.54 ERA (49.2-IP, 14-ER) in 34 apps after that (May 2-Sep 2).

**2018** | Spent the entire season with Class-A Stockton and ranked among California League leaders in losses (11, tied for 3rd), starts (25, tied for 5th) and innings (135.2, 8th).

**2017** | Missed the first two months of the season while recovering from arthroscopic surgery in his left elbow...named Midwest League Pitcher of the Week on three different occasions...ranked 10th among Athletics minor leaguers with 19 starts.

**2016** | Split the season between Stockton and Class-A Beloit, going 4-10 with a 6.32 ERA (98.1-IP, 69-ER) in 23 apps (20 starts) between the two levels...all 10 losses came with Stockton, tied for 7th in the California League...his season ended in mid-August due to a left elbow strain.

**2015** | Split his first professional season between Rookie-level Great Falls and Class-A Kannapolis, earning an Aug 4 promotion...went 2-2 with a 1.34 ERA (40.1-IP, 6-ER) in 15 apps (7 starts) between the two levels...traded from the White Sox to the Athletics as part of the package for infielder Brett Lawrie on Dec 9...prior to the trade, ranked by *Baseball America* as the No. 18 prospect in the White Sox system following the season.

**PERSONAL** | Selected by the White Sox in the fourth round of the 2015 Amateur Draft out of Clemson University.

## CAREER PITCHING

YEAR	CLUB	W	L	ERA	G	GS	CG	SHO	SV	IP	H	R	ER	HR	HB	BB-I	SO	WP	BK
2015	Great Falls	2	0	0.84	8	4	0	0	0	21.1	17	5	2	0	0	3-0	15	2	0
	Kannapolis	0	2	1.89	7	3	0	0	0	19.0	15	5	4	0	1	4-0	15	3	0
2016	Stockton	3	10	6.53	18	16	0	0	0	80.0	109	70	58	11	5	32-2	58	11	0
	Beloit	1	0	5.40	5	4	0	0	0	18.1	25	11	11	4	0	3-0	16	0	0
2017	Beloit	6	4	2.08	19	19	0	0	0	95.1	74	30	22	4	1	29-0	91	3	0
2018	Stockton	8	11	5.44	25	25	0	0	0	135.2	172	84	82	15	8	36-1	108	2	0
2019	Midland	6	3	3.22	39	0	0	0	7	58.2	71	28	21	6	1	15-3	68	3	0
2020										Did Not Pitch									
2021	Midland	3	4	4.30	34	0	0	0	3	44.0	47	23	21	3	2	14-1	44	3	0
	Las Vegas	3	0	3.32	15	0	0	0	0	19.0	17	9	7	1	1	9-0	23	0	0
<b>Minor League Totals</b>		<b>32</b>	<b>34</b>	<b>4.18</b>	<b>170</b>	<b>71</b>	<b>0</b>	<b>0</b>	<b>10</b>	<b>491.1</b>	<b>547</b>	<b>265</b>	<b>228</b>	<b>44</b>	<b>19</b>	<b>145-7</b>	<b>438</b>	<b>27</b>	<b>0</b>



# RYON HEALY

45

INF



## Ryon Christopher Healy

BATS **RIGHT**

THROWS **RIGHT**

HEIGHT **6'4"**

WEIGHT **230**

OPENING DAY AGE **30**

MAJOR LEAGUE SERVICE **3 years, 99 days**

BORN **1/10/92 in West Hills, CA**

RESIDES **West Hills, CA**

SIGNING SCOUT **Jim Coffman (Athletics)**

ACQUIRED **Signed as a free agent, 3/22/22**

**2021** | Played 67 games for the Hanwha Eagles in the Korean Baseball Organization before being released on July 4...played 17 games for the Aguilas de Mexicali in the Mexican Winter League.

**2020** | Was part of the Brewers 60-man player pool and spent most of the summer at the alternate training site at Fox Cities Stadium in Appleton... started Game 2 of the NL Wild Card Series at LAD at designated hitter and went 0-for-3.

**2019** | Made his third straight Opening Day roster...placed on the 10-day IL (lower back inflammation) on May 21 and transferred to the 60-day IL on June 26, ending his season...underwent a debridement procedure on his right hip on Aug 6...on May 8 at NYY, became the second player in Mariners history with 3 2B and 1 HR in a single game, joining Ken Griffey Jr. on July 1, 1998 vs. COL.

**2018** | In his first season with the Mariners, hit 24 HR in 133 games...was on the injured list for three weeks with a right ankle sprain...on July 22 vs. CHW, recorded a career-high 6 RBI in his third and final multi-HR game of the season.

**2017** | His 149 games, 156 hits, 29 2B, 25 HR and 78 RBI all remain career highs...on May 7 vs. DET, hit his second career walk-off homer with a 2-run shot off Francisco Rodriguez...on June 27 at HOU, his first career grand slam came against James Hoyt in the 6th inning...had the first two multi-HR games of his career over a span of three days in June.

**2016** | Joined the Athletics for the first game after the All-Star break and remained on the active roster for the rest of the season...led AL rookies in the second half in avg., hits and doubles, and ranked 2nd among AL rookies in runs, home runs and RBI...started at designated hitter for the U.S. Team in the Futures Game in July...made his major league debut five days later and went 0-for-4... on July 16 vs. TOR, his first career hit was a 3-run homer off R.A. Dickey in the 2nd inning...on July 23 vs. TB, hit a walk-off homer off Alex Colomé... named AL Rookie of the Month for September, batting .355 (38-for-107) with 7 HR and 19 RBI... split the first half of the season between Double-A

Midland and Triple-A Nashville...named to *Baseball America's* Minor League All-Star Team.

**2015** | Named to the Texas League midseason and postseason All-Star teams...ranked 2nd with 153 hits and 5th with a .302 avg. ...ranked by *Baseball America* as the No. 22 prospect in the Athletics system following the season.

**2014** | Ranked 3rd in the California League with 160 hits...tied for 6th among Athletics minor leaguers with 16 HR and ranked 4th with 83 RBI.

**2013** | Split his first professional season between the AZL Athletics and Short-A Vermont, batting .230 (40-for-174) with 6 HR and 29 RBI...ranked by *Baseball America* as the No. 13 prospect in the Athletics system following the season.

**PERSONAL** | Selected by the Athletics in the third round of the 2013 Amateur Draft out of the University of Oregon...named first team All-Conference as a junior, when he hit .333 (76-for-228) with 11 HR and a program-record 56 RBI... returned to school in 2014 to earn his bachelor's degree in applied business and economics.



## CAREER BATTING

YEAR	CLUB	AVG	G	AB	R	H	2B	3B	HR	RBI	SH	SF	HB	BB-1	SO	SB	CS	GDP	OBP	SLG
2013	AZL Athletics	.214	11	28	4	6	0	1	2	8	0	2	0	3-1	4	0	0	1	.273	.500
	Vermont	.233	36	146	12	34	10	0	4	21	0	1	2	2-0	24	2	1	5	.252	.384
2014	Stockton	.285	136	561	73	160	28	2	16	83	0	8	3	28-1	79	0	0	20	.318	.428
2015	Midland	.302	124	507	63	153	31	1	10	62	1	4	1	30-0	82	0	1	21	.339	.426
2016	Midland	.338	36	145	27	49	12	3	8	34	0	1	0	18-0	35	1	0	0	.409	.628
	Nashville	.318	49	192	33	61	16	1	6	30	0	3	2	13-1	40	0	1	4	.362	.505
	<b>Oakland</b>	<b>.305</b>	<b>72</b>	<b>269</b>	<b>36</b>	<b>82</b>	<b>20</b>	<b>0</b>	<b>13</b>	<b>37</b>	<b>1</b>	<b>0</b>	<b>1</b>	<b>12-1</b>	<b>60</b>	<b>0</b>	<b>0</b>	<b>7</b>	<b>.337</b>	<b>.524</b>
2017	<b>Oakland</b>	<b>.271</b>	<b>149</b>	<b>576</b>	<b>66</b>	<b>156</b>	<b>29</b>	<b>0</b>	<b>25</b>	<b>78</b>	<b>0</b>	<b>2</b>	<b>4</b>	<b>23-0</b>	<b>142</b>	<b>0</b>	<b>1</b>	<b>16</b>	<b>.302</b>	<b>.451</b>
2018	<b>Seattle</b>	<b>.235</b>	<b>133</b>	<b>493</b>	<b>51</b>	<b>116</b>	<b>15</b>	<b>0</b>	<b>24</b>	<b>73</b>	<b>0</b>	<b>2</b>	<b>2</b>	<b>27-0</b>	<b>113</b>	<b>0</b>	<b>0</b>	<b>21</b>	<b>.277</b>	<b>.412</b>
	Arkansas	.333	4	15	3	5	0	0	1	6	0	0	0	3-0	0	0	1	.444	.533	
2019	<b>Seattle</b>	<b>.237</b>	<b>47</b>	<b>169</b>	<b>24</b>	<b>40</b>	<b>16</b>	<b>0</b>	<b>7</b>	<b>26</b>	<b>0</b>	<b>4</b>	<b>1</b>	<b>13-0</b>	<b>40</b>	<b>0</b>	<b>0</b>	<b>1</b>	<b>.289</b>	<b>.456</b>
2020	<b>Milwaukee</b>	<b>.143</b>	<b>4</b>	<b>7</b>	<b>0</b>	<b>1</b>	<b>0</b>	<b>0</b>	<b>0</b>	<b>0</b>	<b>0</b>	<b>0</b>	<b>0</b>	<b>0-0</b>	<b>2</b>	<b>0</b>	<b>0</b>	<b>0</b>	<b>.143</b>	<b>.143</b>
2021	Hanwha (Korea)	.257	67	249	27	64	11	1	7	37	0	1	2	16-0	58	2	1	6	.306	.394
<b>Minor League Totals</b>		<b>.294</b>	<b>396</b>	<b>1594</b>	<b>215</b>	<b>468</b>	<b>97</b>	<b>8</b>	<b>47</b>	<b>244</b>	<b>1</b>	<b>19</b>	<b>8</b>	<b>97-3</b>	<b>264</b>	<b>3</b>	<b>3</b>	<b>52</b>	<b>.334</b>	<b>.453</b>
<b>Major League Totals</b>		<b>.261</b>	<b>405</b>	<b>1514</b>	<b>177</b>	<b>395</b>	<b>80</b>	<b>0</b>	<b>69</b>	<b>214</b>	<b>1</b>	<b>8</b>	<b>8</b>	<b>75-1</b>	<b>357</b>	<b>0</b>	<b>1</b>	<b>45</b>	<b>.298</b>	<b>.451</b>

### DID YOU KNOW?

## NON-ROSTER INVITES ON OPENING DAY ROSTER

### 1998

Rolando Arrojo, RHP

### 2000

Dave Eiland, RHP  
 Herbert Perry, INF

### 2001

Ken Hill, RHP

### 2003

Rocco Baldelli, OF  
 Jim Parque, LHP  
 Steve Parris, RHP

### 2005

Chris Singleton, OF  
 Hideo Nomo, RHP

### 2006

Jason Childers, RHP  
 Ruddy Lugo, RHP  
 Luis Ordaz, INF

### 2007

Gary Glover, RHP  
 Carlos Peña, 1B  
 Al Reyes, RHP

### 2008

Eric Hinske, INF/OF

### 2011

Juan Cruz, RHP

### 2013

Shelley Duncan, 1B/OF  
 Jamey Wright, RHP

### 2015

Bobby Wilson, C

### 2016

Dana Eveland, LHP

### 2017

Peter Bourjos, OF  
 Tommy Hunter, RHP  
 Jesús Sucre, C  
 Rickie Weeks Jr., INF

### 2018

Rob Refsnyder, INF/OF

### 2020

Aaron Loup, LHP  
 Kevan Smith, C  
 Ryan Thompson, RHP

### 2021

Andrew Kittredge, RHP



# DAVID HESS

60

RHP



David James Hess

BATS **RIGHT**

THROWS **RIGHT**

HEIGHT **6'1"**

WEIGHT **220**

OPENING DAY AGE **28**

MAJOR LEAGUE SERVICE **2 years, 29 days**

BORN **7/10/93 in Pembroke Pines, FL**

RESIDES **Simpsonville, SC**

SIGNING SCOUT **Adrian Dorsey (Orioles)**

ACQUIRED **Signed as a free agent, 8/18/21**

On Oct 13, 2021, revealed a cancerous tumor was discovered in his chest after experiencing chest tightness and shortness of breath...on Jan 28, 2022, announced that he had been "cured" and cleared for activity following chemotherapy treatment.

**2021** | Entered spring as a non-roster invite for the Rays...traded to the Marlins on July 3 and selected to their active roster that same day...designated for assignment on Aug 15 and signed a minors deal with the Rays...was on the Rays active roster for two stints and three days...had a 1-day stint on Aug 21 and did not pitch, but re-signed after being designated for assignment...pitched the final 2 IP of a 12-7 win on Sep 7 at Fenway Park, yielding 8 hits, 6 runs and 3 HR (Bobby Dalbec, Danny Santana, Bobby Dalbec)...totaled 15 apps in the majors and allowed 10 HR in 20 IP for a 4.50 HR/9 IP ratio, the 2nd-highest in major league history for a pitcher with at least 20 IP behind LAA Andrew Heaney (4.98) in 2017...made 20 apps (2 starts) with Durham spanning multiple stints in the Rays organization.

**2020** | Made the Orioles Opening Day roster for a second consecutive year and totaled 3 apps over three stints in the majors...spent the rest of the season at the alternate training site in Bowie.

**2019** | Made 23 apps (14 starts) over five stints with the Orioles...after pitching out of the bullpen on Opening Day, was used exclusively as a starter from April 1–June 12...on April 1 at TOR, was replaced after 6.1 hitless innings and joined Jason Hammel (7 IP) in 2012 as the only Orioles since Stats LLC data is available (1974) to have a no-hit bid of at least 6.1 innings in his first start of a season.

**2018** | Was with the Orioles for four stints, his first career major league action, including July 25 through the end of the season...made his major league debut as the 26th Man on May 12 vs. TB (G1) and became the first Oriole to start and win his major league debut since Mike Wright in 2015...yielded 3 runs in 6 IP, with all 3 runs coming on a Matt Duffy homer in the 1st inning.

**2017** | Ranked among Eastern League leaders in wins (11, tied for 3rd) and strikeouts (123, 3rd)...

...tied for 1st among Orioles minor leaguers in wins and innings (154.1) and ranked 2nd in strikeouts...ranked by *Baseball America* as the No. 15 prospect in the Orioles system following the season.

**2016** | Led the Eastern League with 13 losses.

**2015** | Split the season between Class-A Frederick and Double-A Bowie, going 10-5 with a 3.64 ERA (143.1-IP, 58-ER)...named the Orioles Minor League Pitcher of the Month for both July and August...went 2-0 with a 0.64 ERA (14-IP, 1-ER) in two playoff starts for the Eastern League champions.

**2014** | Named to the New York-Penn League mid-season All-Star Team in his professional debut.

**PERSONAL** | Selected by the Orioles in the fifth round of the 2014 Amateur Draft out of Tennessee Tech...pitched out of the bullpen in his first two seasons but worked as a starter as a junior.



## CAREER PITCHING

YEAR	CLUB	W	L	ERA	G	GS	CG	SHO	SV	IP	H	R	ER	HR	HB	BB-I	SO	WP	BK
2014	Aberdeen	2	1	3.20	8	5	0	0	0	25.1	22	9	9	1	2	8-0	24	0	0
	Delmarva	0	0	3.38	2	2	0	0	0	8.0	7	3	3	0	0	0-0	12	1	0
2015	Frederick	9	4	3.58	26	25	1	1	0	133.1	112	53	53	8	3	53-2	110	12	0
	Bowie	1	1	4.50	2	2	0	0	0	10.0	10	5	5	0	0	4-0	12	1	0
2016	Bowie	5	13	5.37	25	24	1	0	0	127.1	162	90	76	19	3	39-0	85	11	0
2017	Bowie	11	9	3.85	27	26	0	0	0	154.1	137	75	66	16	2	53-1	123	1	0
2018	Norfolk	3	2	3.15	9	9	0	0	0	45.2	38	16	16	3	0	19-0	44	1	0
	<b>Baltimore</b>	<b>3</b>	<b>10</b>	<b>4.88</b>	<b>21</b>	<b>19</b>	<b>0</b>	<b>0</b>	<b>0</b>	<b>103.1</b>	<b>106</b>	<b>64</b>	<b>56</b>	<b>22</b>	<b>8</b>	<b>37-2</b>	<b>74</b>	<b>3</b>	<b>1</b>
2019	<b>Baltimore</b>	<b>1</b>	<b>10</b>	<b>7.09</b>	<b>23</b>	<b>14</b>	<b>0</b>	<b>0</b>	<b>0</b>	<b>80.0</b>	<b>94</b>	<b>73</b>	<b>63</b>	<b>28</b>	<b>2</b>	<b>30-0</b>	<b>68</b>	<b>1</b>	<b>0</b>
	Norfolk	3	2	4.57	13	4	0	0	1	41.1	41	21	21	7	0	12-1	47	1	0
2020	<b>Baltimore</b>	<b>0</b>	<b>0</b>	<b>6.43</b>	<b>3</b>	<b>0</b>	<b>0</b>	<b>0</b>	<b>0</b>	<b>7.0</b>	<b>10</b>	<b>5</b>	<b>5</b>	<b>1</b>	<b>0</b>	<b>2-0</b>	<b>1</b>	<b>0</b>	<b>0</b>
2021	Durham	6	2	3.57	20	2	0	0	0	45.1	40	21	18	11	0	10-0	51	5	1
	<b>Miami</b>	<b>2</b>	<b>2</b>	<b>8.00</b>	<b>14</b>	<b>1</b>	<b>0</b>	<b>0</b>	<b>0</b>	<b>18.0</b>	<b>24</b>	<b>18</b>	<b>16</b>	<b>7</b>	<b>1</b>	<b>10-1</b>	<b>16</b>	<b>0</b>	<b>0</b>
	<b>Tampa Bay</b>	<b>0</b>	<b>0</b>	<b>27.00</b>	<b>1</b>	<b>0</b>	<b>0</b>	<b>0</b>	<b>0</b>	<b>2.0</b>	<b>8</b>	<b>6</b>	<b>6</b>	<b>3</b>	<b>0</b>	<b>1-0</b>	<b>2</b>	<b>0</b>	<b>0</b>
<b>Minor League Totals</b>		<b>40</b>	<b>34</b>	<b>4.07</b>	<b>132</b>	<b>99</b>	<b>2</b>	<b>1</b>	<b>1</b>	<b>590.2</b>	<b>569</b>	<b>293</b>	<b>267</b>	<b>65</b>	<b>10</b>	<b>198-4</b>	<b>508</b>	<b>33</b>	<b>1</b>
<b>Major League Totals</b>		<b>6</b>	<b>22</b>	<b>6.25</b>	<b>62</b>	<b>34</b>	<b>0</b>	<b>0</b>	<b>0</b>	<b>210.1</b>	<b>242</b>	<b>166</b>	<b>146</b>	<b>61</b>	<b>11</b>	<b>80-3</b>	<b>161</b>	<b>4</b>	<b>1</b>



WILL VRAGOVIC / TAMPA BAY RAYS



# JOE HUDSON

63

C



**Joseph Thaddeus Hudson**

BATS **RIGHT**

THROWS **RIGHT**

HEIGHT **6'0"**

WEIGHT **210**

OPENING DAY AGE **30**

MAJOR LEAGUE SERVICE **131 days**

BORN **5/21/91 in Tampa, FL**

RESIDES **Lutz, FL**

SIGNING SCOUT **Brad Meador (Reds)**

ACQUIRED **Signed as a free agent, 3/4/22**

**2021** | Signed by the Pirates on Jan 25 and spent the entire season with Triple-A Indianapolis...hit .278/.381/.444 (10-for-36) in 11 games in June.

**2020** | Made the Mariners Opening Day roster, the first of his career, and totaled 9 games (6 starts) over three stints with the club (Opening Day–Aug 14, Aug 30–Sep 1 and Sep 27 through season's end).

**2019** | Was a September call up for the Cardinals and struck out as a pinch-hitter in his only at-bat... spent the majority of the season with Triple-A Memphis and threw out 39.5 pct. (15 of 38) of attempted base stealers.

**2018** | Was a September call up for the Angels, his first career major league action...on Sep 8 at CHW, made his major league debut as a pinch-hitter and produced a run-scoring groundout off Thyago Vieira in his only at-bat (9th inning)...on Sep 19 at OAK, singled off Brett Anderson in the 3rd for his first career hit...began the season with the Reds and hit .293 (49-for-167) with 4 HR and 22 RBI in 49 games in the minors between the two organizations...traded to the Angels in exchange for cash considerations on June 30.

**2017** | Spent the entire season with Double-A Pensacola and made the Southern League midseason All-Star Team.

**2016** | Won *Baseball America's* Captain's Catcher Award for his leadership, dedication, overall defensive skills and attention to detail.

**2015** | Named to the Florida State League midseason All-Star Team...ranked by *Baseball America* as the Best Defensive Catcher in the Reds organization following the season.

**2014** | Hit .226 (71-for-314) with 8 HR and 39 RBI in 94 games between Class-A Dayton and Class-A Bakersfield...named to the Reds Organizational All-Star Team by MLB.com.

**PERSONAL** | Selected by the Reds in the sixth round of the 2012 Amateur Draft out of the University of Notre Dame...suffered a broken right wrist at the Reds complex in Arizona in his first plate appearance during the first intrasquad game after he was drafted and signed...graduated from Tampa Jesuit High School.

## CAREER BATTING

YEAR	CLUB	AVG	G	AB	R	H	2B	3B	HR	RBI	SH	SF	HB	BB-I	SO	SB	CS	GDP	OBP	SLG
2013	Dayton	.247	87	295	36	73	22	0	1	27	3	3	5	32-0	48	3	1	5	.328	.332
2014	Dayton	.216	80	269	34	58	14	2	3	30	2	1	6	33-0	54	2	1	1	.314	.316
	Bakersfield	.289	14	45	9	13	3	0	5	9	0	0	0	2-0	9	0	1	4	.319	.689
2015	Daytona	.214	81	266	23	57	13	0	7	31	5	0	3	31-2	70	1	0	8	.303	.342
2016	Pensacola	.203	67	207	21	42	12	0	2	16	1	0	3	31-0	59	0	0	5	.315	.290
2017	Pensacola	.170	75	218	14	37	15	0	1	16	4	0	0	29-1	51	0	0	8	.267	.252
2018	Louisville	.235	16	51	5	12	3	0	0	3	1	0	0	8-1	15	0	0	1	.339	.294
	Salt Lake	.311	26	90	13	28	6	0	3	14	1	0	0	10-0	18	0	0	1	.380	.478
	Mobile	.346	7	26	2	9	1	1	1	5	0	0	1	1-0	7	0	0	2	.393	.577
	Los Angeles-AL	.167	8	12	0	2	1	0	0	1	0	0	0	0-0	0	0	0	0	.167	.250
2019	Memphis	.223	60	197	24	44	5	1	10	30	0	4	1	20-0	69	0	0	10	.293	.411
	St. Louis	.000	1	1	0	0	0	0	0	0	0	0	0	0-0	1	0	0	0	.000	.000
2020	Seattle	.176	9	17	0	3	0	0	0	1	0	0	0	2-0	5	0	0	0	.263	.176
2021	Indianapolis	.188	47	154	11	29	7	0	3	18	0	3	0	18-1	45	0	0	1	.269	.292
	<b>Minor League Totals</b>	<b>.221</b>	<b>560</b>	<b>1818</b>	<b>192</b>	<b>402</b>	<b>101</b>	<b>4</b>	<b>36</b>	<b>199</b>	<b>17</b>	<b>11</b>	<b>19</b>	<b>215-5</b>	<b>445</b>	<b>6</b>	<b>3</b>	<b>46</b>	<b>.308</b>	<b>.340</b>
	<b>Major League Totals</b>	<b>.167</b>	<b>18</b>	<b>30</b>	<b>0</b>	<b>5</b>	<b>1</b>	<b>0</b>	<b>0</b>	<b>1</b>	<b>1</b>	<b>0</b>	<b>0</b>	<b>2-0</b>	<b>6</b>	<b>0</b>	<b>0</b>	<b>0</b>	<b>.219</b>	<b>.200</b>





# DUSTEN KNIGHT

76 RHP



## Dusten Devoil Knight

BATS **RIGHT** / THROWS **RIGHT** / HEIGHT **6'0"** / WEIGHT **200**

OPENING DAY AGE **31**

MAJOR LEAGUE SERVICE **23 days**

BORN **9/7/90** in **Tahlequah, OK**

RESIDES **Tahlequah, OK**

SIGNING SCOUT **Todd Thomas (Giants)**

ACQUIRED **Signed as a free agent, 2/7/22**

**2021** | Selected from Triple-A Norfolk on Aug 4 and made his major league debut that night at NYY, allowing a 2-run double to DJ LeMahieu in the 8th inning...totaled 7 apps over three stints with the Orioles: Aug 4-14, Sep 1-5 and Sep 17-18...made 35 apps for Norfolk, where his 7 saves ranked 9th in Triple-A East and 5th among Orioles minor leaguers...made 5 apps for the Leones del Escogido in the Dominican Winter League.

**2020** | Spent the shortened season as an unsigned minor leaguer after his release from the Twins.

**2019** | Released by the Twins after making 7 apps for Double-A Pensacola...made 23 apps (1 start) for the Diablos Rojos del Mexico in the Mexican League and 13 apps (12 starts) for Southern Maryland in the independent Atlantic League.

**2018** | Earned a promotion from Double-A Richmond to Triple-A Sacramento on April 30...

missed over two months with a left oblique strain and rehabbed with the AZL Giants...went 4-1 with a 1.71 ERA (47.1-IP, 9-ER) in 29 apps between the three levels...made 7 apps for the Aguilas de Mexicali in the Mexican Winter League...selected by the Twins from the Giants in the Triple-A phase of the Rule 5 Draft.

**2017** | Went 5-2 with a 2.93 ERA (76.2-IP, 25-ER) in 39 apps (3 starts) between Class-A San Jose and Sacramento...made 6 apps for the Tomateros de Culiacan in the Mexican Winter League.

**2016** | Pitched for San Jose and ranked 10th in the California League with 43 apps.

**PERSONAL** | Selected by the Giants in the 28th round of the 2013 Amateur Draft out of the University of Texas Pan American.

## CAREER PITCHING

YEAR	CLUB	W	L	ERA	G	GS	CG	SHO	SV	IP	H	R	ER	HR	HB	BB-I	SO	WP	BK
2013	AZL Giants	5	1	1.13	18	0	0	0	2	32.0	24	8	4	1	2	11-0	43	2	0
2014	Salem-Keizer	1	3	3.65	24	0	0	0	1	37.0	26	18	15	4	2	20-0	44	2	0
2015	Augusta	7	3	2.69	38	1	0	0	3	73.2	58	26	22	1	8	24-0	86	14	1
2016	San Jose	3	1	5.02	43	0	0	0	2	80.2	90	49	45	11	1	20-0	90	11	0
2017	San Jose	2	0	1.10	8	0	0	0	1	16.1	6	2	2	0	1	1-0	24	2	0
	Sacramento	3	2	3.43	31	3	0	0	0	60.1	51	28	23	6	4	31-1	59	4	1
2018	Richmond	4	1	2.27	20	0	0	0	4	35.2	26	12	9	2	1	10-0	35	3	0
	Sacramento	0	0	0.00	4	0	0	0	0	5.2	5	1	0	0	0	2-0	2	0	0
	AZL Giants Orange	0	0	0.00	5	0	0	0	1	6.0	2	0	0	0	1	0-0	11	0	0
2019	Pensacola	1	0	1.59	7	0	0	0	5	11.1	4	2	2	1	1	3-1	14	0	0
	Mexico (MEX)	2	4	5.55	23	1	0	0	0	24.1	28	16	15	6	0	10-0	21	0	0
	So. Maryland (IND)	3	6	3.78	13	12	2	1	0	78.2	63	34	33	10	2	24-1	92	8	2
2020										Did Not Pitch									
2021	Norfolk	2	2	3.05	35	0	0	0	7	38.1	29	13	13	6	0	13-1	39	2	1
	Baltimore	0	0	9.35	7	0	0	0	0	8.2	11	10	9	1	0	5-0	11	3	0
<b>Minor League Totals</b>		<b>30</b>	<b>17</b>	<b>3.20</b>	<b>256</b>	<b>5</b>	<b>0</b>	<b>0</b>	<b>26</b>	<b>421.1</b>	<b>349</b>	<b>175</b>	<b>150</b>	<b>38</b>	<b>21</b>	<b>145-3</b>	<b>468</b>	<b>40</b>	<b>3</b>
<b>Major League Totals</b>		<b>0</b>	<b>0</b>	<b>9.35</b>	<b>7</b>	<b>0</b>	<b>0</b>	<b>0</b>	<b>0</b>	<b>8.2</b>	<b>11</b>	<b>10</b>	<b>9</b>	<b>1</b>	<b>0</b>	<b>5-0</b>	<b>11</b>	<b>3</b>	<b>0</b>
<b>Mexican League Totals</b>		<b>2</b>	<b>4</b>	<b>5.55</b>	<b>23</b>	<b>1</b>	<b>0</b>	<b>0</b>	<b>0</b>	<b>24.1</b>	<b>28</b>	<b>16</b>	<b>15</b>	<b>6</b>	<b>0</b>	<b>10-0</b>	<b>21</b>	<b>0</b>	<b>0</b>



# CHRIS MAZZA

22

RHP



**Christopher James Mazza** (MAZZ-uh)

BATS **RIGHT**

THROWS **RIGHT**

HEIGHT **6'4"**

WEIGHT **190**

OPENING DAY AGE **32**

MAJOR LEAGUE SERVICE **1 year, 55 days**

BORN **10/17/89** in Walnut Creek, CA

RESIDES **Nashville, TN**

SIGNING SCOUT **Elliott Strankman (Twins)**

ACQUIRED **From the Boston Red Sox along with LH Jeffrey Springs and cash considerations in exchange for C Ronaldo Hernández and INF Nick Sogard, 2/17/21**

**2021** | Made 14 apps over nine stints with the Rays and ended the regular season on the active roster...pitched to a 1.45 ERA (18.2-IP, 3-ER) in his last 9 apps and a 2.92 ERA (24.2-IP, 8-ER) in his last 13 apps...went 2 IP (or more) in eight of his 14 apps, and exactly 3 IP in 4 apps...on Aug 22 vs. CHW, added to the active roster an hour before first pitch and drove from Fort Myers to the stadium, arriving around the 2nd inning...was fishing with his brother-in-law when he received a phone call from Kevin Cash alerting him of his recall...on Aug 27 at BAL, finished a 6-3 win for his first career save.

**2020** | Made 9 apps (6 starts) over three stints in his first season with the Red Sox...was on the active roster from July 27-Aug 5, Aug 16 and Aug 29 through the end of the season...went 1-1 with a 3.68 ERA (22-IP, 9-ER) in 6 apps (4 starts) in September...this stretch lowered his ERA from 7.88 to 4.80.

**2019** | Made 9 apps over five stints with the Mets, his first career major league action...selected to the Mets roster on June 26 and made his major league debut on June 29 vs. ATL, yielding 1 run in 4 IP out of the bullpen...became the fourth pitcher in Mets history to make his major league debut in a relief app of 4 IP (or more)...in the season finale on Sep 29 vs. ATL, recorded his first career win...got a double play grounder on his only pitch of the game, and the Mets won on a walk-off homer (Dominic Smith) in the bottom of the 11th inning...spent time in the minors with Double-A Binghamton and Triple-A Syracuse and went 3-5 with a 3.61 ERA (99.2-IP, 40-ER) in 18 apps (17 starts) between the two levels...named to the International League midseason All-Star Team...made 6 apps (2 starts) for the Toros del Este in the Dominican Winter League...claimed off waivers by the Red Sox on Dec 20.

**2018** | Pitched in the minors in the Marlins and Mariners organizations, with stints in the independent Pacific Association and Atlantic League in between...signed by the Mariners on Aug 15...selected by the Mets from the Mariners in the Triple-A phase of the Rule 5 Draft.

**2017** | Made 28 apps (26 starts) for Double-A Jacksonville and ranked 5th in the Southern League with a 3.01 ERA.

**2016** | Tied for 4th among Marlins minor leaguers with 8 wins despite missing a month of the season due to right shoulder tendinitis.

**2015** | Began the season on the injured list while recovering from offseason surgery to repair a broken bone in his right wrist...released by the Twins on July 22 and signed by the Marlins on Aug 4.

**2014** | Pitched a second consecutive season for Class-A Cedar Rapids and went at least 2 IP in 18 of his 25 relief apps.

**2013** | Limited to 7 apps and missed most of the season with right biceps tendinitis.

**2012** | Split his first professional season between the GCL Twins and Rookie-level Elizabethton, going 5-2 in 18 apps.

**PERSONAL** | Selected by the Twins in the 27th round of the 2011 Amateur Draft out of Menlo (Calif.) College, where he saw time as a closer and a shortstop...became the first drafted player in school history...left as the program's all-time leader in triples and saves and tied for 1st in home runs (19)...is a third cousin of National Baseball Hall of Famer Joe DiMaggio and Red Sox Hall of Famer Dom DiMaggio...he met Joe once at a family reunion when he was 6 years old but "didn't realize who he actually was at the time"...made his Red Sox debut at Yankee Stadium and took time before the game to snap a photo of Joe DiMaggio's plaque in Monument Park, according to the *Boston Globe*... Chris and his wife, Callie, married in November 2020 at Saddle Woods Farm in Murfreesboro... their daughter, Sloan, was born on Feb 5, 2022.



## CAREER PITCHING

YEAR	CLUB	W	L	ERA	G	GS	CG	SHO	SV	IP	H	R	ER	HR	HB	BB-I	SO	WP	BK
2012	GCL Twins	2	1	0.60	9	0	0	0	1	15.0	12	4	1	0	0	1-0	13	0	0
	Elizabethton	3	1	3.45	9	0	0	0	0	15.2	15	8	6	1	1	1-1	15	0	0
2013	Cedar Rapids	0	0	6.23	7	0	0	0	2	8.2	12	6	6	0	0	3-0	10	2	0
2014	Cedar Rapids	4	4	2.79	25	0	0	0	0	48.1	47	16	15	1	1	11-0	62	4	0
2015	GCL Twins	0	0	3.00	5	0	0	0	0	6.0	5	2	2	0	0	1-0	5	0	0
	Cedar Rapids	0	0	9.00	2	0	0	0	0	3.0	5	3	3	0	0	2-0	2	0	0
	Jupiter	0	1	3.60	11	0	0	0	3	15.0	12	8	6	1	0	4-1	11	3	0
2016	Jupiter	1	0	1.20	7	0	0	0	0	15.0	12	3	2	1	6	2-0	8	2	0
	Jacksonville	6	5	4.16	19	14	0	0	0	80.0	78	41	37	8	3	28-0	51	2	0
	GCL Marlins	1	1	0.00	4	3	0	0	0	5.0	2	1	0	0	0	0-0	3	0	0
2017	Jacksonville	4	7	3.01	28	26	0	0	0	146.2	138	56	49	7	13	41-2	93	4	1
2018	New Orleans	1	1	3.94	7	0	0	0	0	16.0	18	7	7	4	0	8-1	14	1	0
	Jacksonville	0	0	4.26	2	0	0	0	0	6.1	8	3	3	2	1	2-0	2	0	0
	San Rafael (IND)	3	2	0.59	17	1	0	0	5	30.2	24	7	2	1	3	5-0	31	2	0
	So. Maryland (IND)	3	0	0.42	9	1	0	0	0	21.2	16	2	1	1	1	2-0	20	0	0
	Arkansas	1	0	1.33	4	4	0	0	0	27.0	15	6	4	1	1	4-0	23	1	0
2019	Binghamton	0	2	3.42	4	4	0	0	0	23.2	26	10	9	0	3	8-0	21	1	0
	Syracuse	3	3	3.67	14	13	0	0	0	76.0	65	33	31	6	3	18-0	62	3	0
	<b>New York-NL</b>	<b>1</b>	<b>1</b>	<b>5.51</b>	<b>9</b>	<b>0</b>	<b>0</b>	<b>0</b>	<b>0</b>	<b>16.1</b>	<b>21</b>	<b>10</b>	<b>10</b>	<b>0</b>	<b>4</b>	<b>5-0</b>	<b>11</b>	<b>0</b>	<b>0</b>
2020	<b>Boston</b>	<b>1</b>	<b>2</b>	<b>4.80</b>	<b>9</b>	<b>6</b>	<b>0</b>	<b>0</b>	<b>0</b>	<b>30.0</b>	<b>34</b>	<b>18</b>	<b>16</b>	<b>3</b>	<b>2</b>	<b>15-0</b>	<b>29</b>	<b>4</b>	<b>0</b>
2021	<b>Tampa Bay</b>	<b>0</b>	<b>0</b>	<b>4.61</b>	<b>14</b>	<b>0</b>	<b>0</b>	<b>0</b>	<b>1</b>	<b>27.1</b>	<b>26</b>	<b>14</b>	<b>14</b>	<b>3</b>	<b>2</b>	<b>7-1</b>	<b>21</b>	<b>3</b>	<b>0</b>
	Durham	4	1	3.16	26	3	0	0	0	37.0	26	14	13	3	4	13-1	47	2	0
	FCL Rays	0	0	0.00	1	1	0	0	0	1.0	0	0	0	0	0	0-0	1	0	0
<b>Minor League Totals</b>		<b>30</b>	<b>27</b>	<b>3.20</b>	<b>184</b>	<b>68</b>	<b>0</b>	<b>0</b>	<b>6</b>	<b>545.1</b>	<b>496</b>	<b>221</b>	<b>194</b>	<b>35</b>	<b>36</b>	<b>147-6</b>	<b>443</b>	<b>25</b>	<b>1</b>
<b>Major League Totals</b>		<b>2</b>	<b>3</b>	<b>4.89</b>	<b>32</b>	<b>6</b>	<b>0</b>	<b>0</b>	<b>1</b>	<b>73.2</b>	<b>81</b>	<b>42</b>	<b>40</b>	<b>6</b>	<b>8</b>	<b>27-1</b>	<b>61</b>	<b>7</b>	<b>0</b>




WILL VRAGOVIC / TAMPA BAY RAYS



# DAVID McKAY

64

RHP



## David Armstrong McKay

BATS **RIGHT**

THROWS **RIGHT**

HEIGHT **6'3"**

WEIGHT **205**

OPENING DAY AGE **27**

MAJOR LEAGUE SERVICE **79 days**

BORN **3/31/95 in Melbourne, FL**

RESIDES **Satellite Beach, FL**

SIGNING SCOUT **Harry Shelton (Royals)**

ACQUIRED **Signed as a free agent, 2/28/22**

**2021** | Released from the Tigers prior to the minor league season...underwent hip surgery in April and remained unsigned through the season.

**2020** | Made the Tigers Opening Day roster, the first of his career...allowed 2 runs in 0.1 IP in the season opener and optioned the next day...spent the rest of the season at the alternate training site in Toledo...designated for assignment on Sep 3 and outrighted to the alternate training site on Sep 6.

**2019** | Began the season in the minors in the Mariners organization and finished the season in the majors for the Tigers...totaled four stints in the majors, three with the Mariners...on May 20 at TEX, pitched a scoreless 8th inning in his major league debut...claimed off waivers by the Tigers on Aug 6, recalled on Aug 14 and remained in the majors through season's end...totaled 29 SO in 19.1 IP with the Tigers for a 13.5 SO/9 IP ratio...appeared on Sep 6 in the completion of a May 19 suspended game, an outing which counts for the original date and therefore came before his major league debut.

**2018** | Traded to the Mariners for cash considerations on March 24...split his first season in the

Mariners system between three levels, going 6-2 with a 2.58 ERA (59.1-IP, 17-ER) in 42 apps...made 10 apps for the Peoria Javelinas in the Arizona Fall League, and named to the AFL Rising Stars Game...ranked by *Baseball America* as the No. 30 prospect in the Mariners system following the season.

**2017** | Spent most of the season with Rookie-level Idaho Falls and ranked 2nd in the Pioneer League with 68 SO...tied for 3rd in the league with 6 wins.

**PERSONAL** | Selected by the Royals in the 14th round of the 2016 Amateur Draft out of Florida Atlantic University...previously selected by the Mets in the 30th round of the 2013 Amateur Draft out of Viera (Fla.) High School, but did not sign.

## CAREER PITCHING

YEAR	CLUB	W	L	ERA	G	GS	CG	SHO	SV	IP	H	R	ER	HR	HB	BB-I	SO	WP	BK
2016	Burlington	3	3	2.64	12	5	0	0	0	44.1	38	14	13	3	4	15-0	41	4	0
2017	Lexington	0	0	13.03	6	0	0	0	0	9.2	19	14	14	4	0	5-0	11	1	0
	Idaho Falls	6	5	6.49	14	14	0	0	0	79.0	104	62	57	13	7	18-0	68	3	0
2018	Modesto	1	1	3.52	6	0	0	0	0	7.2	11	4	3	0	0	1-0	14	0	0
	Tacoma	0	0	0.00	1	0	0	0	0	1.0	0	0	0	0	0	0-0	0	0	0
	Arkansas	5	1	2.49	35	0	0	0	1	50.2	36	18	14	3	4	21-0	71	5	0
2019	Tacoma	3	1	5.15	30	0	0	0	1	43.2	31	26	25	4	10	31-2	71	4	0
	Seattle	0	0	5.14	7	0	0	0	0	7.0	5	5	4	1	0	8-0	5	0	0
	Detroit	0	0	5.59	18	0	0	0	0	19.1	15	12	12	2	1	9-1	29	2	0
	Toledo	0	0	0.00	1	0	0	0	0	2.0	0	0	0	0	0	0-0	6	1	0
2020	Detroit	0	0	54.00	1	0	0	0	0	0.1	1	2	2	1	0	1-0	0	0	0
2021																			
										Did Not Pitch									
	Minor League Totals	18	11	4.76	105	19	0	0	2	238.0	239	138	126	27	25	91-2	282	18	0
	Major League Totals	0	0	6.08	26	0	0	0	0	26.2	21	19	18	4	1	18-1	34	2	0



# CODY REED

Cody Austin Reed

54

LHP



BATS LEFT

THROWS LEFT

HEIGHT 6'5"

WEIGHT 230

OPENING DAY AGE 28

MAJOR LEAGUE SERVICE 3 years, 72 days

BORN 4/15/93 in Memphis, TN

RESIDES Tampa, FL

SIGNING SCOUT Travis Ezi (Royals)

ACQUIRED From the Cincinnati Reds in exchange for RH Riley O'Brien, 8/28/20

In his career, is 1-3 with a 2.77 ERA (55.1-IP, 17-ER) in 47 apps out of the bullpen and 1-10 with a 6.89 ERA (81-IP, 62-ER) in 18 starts.

**2021** | Limited to 12 apps in his first full season with the Rays due to left thumb weakness...made his third career Opening Day roster, following 2017 and 2020...survived an April 17-30 stint on the 10-day IL but returned to the injured list on May 19 and missed the rest of the season...underwent thoracic outlet decompression surgery on June 2, performed by Dr. Gregory Pearl in Dallas...began a rehab assignment with the FCL Rays on Sep 16.

**2020** | Designated for assignment by the Reds on Aug 24...acquired by the Rays on Aug 28 and added to the active roster on Aug 31 after driving roughly 10 hours from Cincinnati in a rental car to join the Rays in the Bronx...placed on the 10-day IL (left pinky finger irritation) on Sep 10, retroactive to Sep 7...transferred to the 45-day IL on Sep 18, ending his season...between the Reds and Rays, ended the season on a run of seven straight scoreless apps.

**2019** | Made 3 apps over three 1-day stints with the Reds...went 2.1 IP in his season debut and 2 IP in each of his second and third apps...made 18 apps for Triple-A Louisville, all in relief...on May 27 vs. PIT (G2), suffered a sprained medial collateral ligament in his left knee...placed on Louisville's injured list on May 29 and missed the rest of the season.

**2018** | Made 17 apps (7 starts) over three stints with the Reds: March 29-April 19, July 4 (did not pitch) and Aug 13 through season's end...added to the active roster after the Opening Day rainout forced the Reds to add a fifth starter...was scheduled to start the fifth game of the season, but it also was postponed...threw a simulated game the next day and made his season debut with a start on April 9 at PHI...his last 6 apps came from the starting rotation, going 1-2 with a 4.13 ERA (28.1-IP, 13-ER)... on Sep 15 at CHC, pitched five scoreless innings and recorded a career-high 10 SO in a 1-0 Reds loss... became the third Reds lefty with double-digit strikeouts at Wrigley Field, joining Pete Schourek

on July 24, 1994 and Johnny Vander Meer, who did it three times over the 1941-42 seasons.

**2017** | Made 12 apps (1 start) over two stints with the Reds, including his first career Opening Day roster...spent most of the season with Louisville, but recalled on Sep 5 and remained on the active roster through season's end...on April 6 vs. PHI, recorded his first career win in his season debut, pitching two scoreless innings in relief...was the pitcher of record after the Reds scored a run in the 6th inning...snapped a 7-game losing streak to start his career...on Sep 16 at PIT, retired Gregory Polanco, his only batter faced, for his first career save...ranked 7th among Reds minor leaguers with 102 SO...led the International League with 10 HBP and his 61 BB were 3rd-most in the IL.

**2016** | Made 10 starts for the Reds, his first career major league action...went 0-7 and allowed 67 hits, including 12 HR, in 48 IP...on June 18 at HOU, became the first Red to go 7 IP (or more) in his major league debut since Travis Wood (7 IP) on July 1, 2010 at CHC...his 9 SO were the most by a Red in his major league debut since Johnny Cueto (10) on April 3, 2008 vs. ARI...yielded a walk and 2-run homer to his first 2 BF but didn't allow another run until the 7th...recorded his first career strikeout against Carlos Correa for the second out of the 1st inning...was in line for the loss until the Reds scored twice in the 9th inning to send the game to extras...became the second pitcher in Reds history to finish with 7 losses (or more) without a win, following Brian Reith (0-7) in 2001...was on Louisville's 7-day IL from April 16-25 with a cut on his left index finger...placed on the Reds injured list on Sep 5 with lower back spasms and missed the remainder of the season...ranked by *Baseball America* as the No. 69 overall prospect in the minors following the season...was the No. 2 prospect in the Reds system.

**2015** | Split the season between the Royals and Reds organizations...was one of three lefties traded by the Royals for Johnny Cueto...went 13-9 with a 2.41 ERA (145.2-IP, 39-ER) in 26 apps (23 starts)



spanning three teams and two organizations... combined for a .235 opp avg. (127-for-541) and yielded only 7 HR...held lefties to a .163 avg. (25-for-153) with 0 HR...named to the Carolina League mid-season All-Star Team...was a Texas League Pitcher of the Week once (July 21-27) and Southern League Pitcher of the League twice (Aug 4-10, Sep 1-7)... ranked by *Baseball America* as the No. 34 overall prospect in the minors following the season... was the No. 2 prospect in the Reds system.

Community College...committed to the University of Mississippi before signing with the Royals... went 8-3 with a 2.39 ERA (73.1-IP, 25-ER) and a school-record 96 SO in 12 starts as a sophomore... finished his collegiate career as the program's all-time leader in wins (16) and strikeouts (161)...named first team All-Conference in both seasons...pitched a 6-inning no-hitter as part of a doubleheader at Mississippi Delta in 2012.

**PERSONAL** | Selected in the second round of the 2013 Amateur Draft out of Northwest Mississippi

## CAREER PITCHING

YEAR	CLUB	W	L	ERA	G	GS	CG	SHO	SV	IP	H	R	ER	HR	HB	BB-I	SO	WP	BK
2013	Idaho Falls	0	1	6.07	15	6	0	0	0	29.2	31	24	20	0	4	23-0	25	4	0
2014	Lexington	3	9	5.46	19	19	0	0	0	84.0	105	66	51	5	3	36-0	58	11	1
2015	Wilmington	5	5	2.14	13	10	1	0	1	67.1	62	19	16	3	1	18-0	65	3	0
	NW Arkansas	2	2	3.45	5	5	0	0	0	28.2	26	16	11	3	1	8-0	19	1	0
	Pensacola	6	2	2.17	8	8	0	0	0	49.2	39	14	12	1	2	16-0	60	1	1
2016	Louisville	6	4	3.08	13	13	0	0	0	73.0	71	28	25	6	3	20-0	65	1	0
	<b>Cincinnati</b>	<b>0</b>	<b>7</b>	<b>7.36</b>	<b>10</b>	<b>10</b>	<b>0</b>	<b>0</b>	<b>0</b>	<b>47.2</b>	<b>67</b>	<b>47</b>	<b>39</b>	<b>12</b>	<b>4</b>	<b>19-2</b>	<b>43</b>	<b>2</b>	<b>2</b>
2017	<b>Cincinnati</b>	<b>1</b>	<b>1</b>	<b>5.09</b>	<b>12</b>	<b>1</b>	<b>0</b>	<b>0</b>	<b>1</b>	<b>17.2</b>	<b>11</b>	<b>11</b>	<b>10</b>	<b>3</b>	<b>0</b>	<b>19-3</b>	<b>17</b>	<b>2</b>	<b>0</b>
	Louisville	4	9	3.55	21	20	0	0	0	106.1	105	49	42	7	10	61-0	102	13	0
2018	<b>Cincinnati</b>	<b>1</b>	<b>3</b>	<b>3.98</b>	<b>17</b>	<b>7</b>	<b>0</b>	<b>0</b>	<b>0</b>	<b>43.0</b>	<b>45</b>	<b>21</b>	<b>19</b>	<b>5</b>	<b>2</b>	<b>15-0</b>	<b>42</b>	<b>2</b>	<b>0</b>
	Louisville	4	8	3.92	18	17	0	0	0	105.2	109	50	46	13	3	31-1	105	2	0
2019	Louisville	1	2	2.61	18	0	0	0	0	20.2	13	6	6	1	1	8-0	25	1	0
	<b>Cincinnati</b>	<b>0</b>	<b>0</b>	<b>1.42</b>	<b>3</b>	<b>0</b>	<b>0</b>	<b>0</b>	<b>0</b>	<b>6.1</b>	<b>6</b>	<b>1</b>	<b>1</b>	<b>0</b>	<b>0</b>	<b>1-1</b>	<b>7</b>	<b>1</b>	<b>0</b>
2020	<b>Cincinnati</b>	<b>0</b>	<b>1</b>	<b>5.79</b>	<b>9</b>	<b>0</b>	<b>0</b>	<b>0</b>	<b>0</b>	<b>9.1</b>	<b>10</b>	<b>6</b>	<b>6</b>	<b>2</b>	<b>1</b>	<b>8-0</b>	<b>10</b>	<b>1</b>	<b>0</b>
	<b>Tampa Bay</b>	<b>0</b>	<b>0</b>	<b>0.00</b>	<b>2</b>	<b>0</b>	<b>0</b>	<b>0</b>	<b>0</b>	<b>2.2</b>	<b>1</b>	<b>0</b>	<b>0</b>	<b>0</b>	<b>0</b>	<b>0-0</b>	<b>2</b>	<b>0</b>	<b>0</b>
2021	<b>Tampa Bay</b>	<b>0</b>	<b>1</b>	<b>3.72</b>	<b>12</b>	<b>0</b>	<b>0</b>	<b>0</b>	<b>0</b>	<b>9.2</b>	<b>8</b>	<b>5</b>	<b>4</b>	<b>1</b>	<b>1</b>	<b>6-0</b>	<b>7</b>	<b>0</b>	<b>0</b>
	FCL Rays	0	0	0.00	1	0	0	0	0	1.0	0	0	0	0	0	1-0	3	0	0
	Durham	0	0	0.00	6	0	0	0	0	6.1	3	0	0	0	0	1-0	9	1	0
<b>Minor League Totals</b>		<b>31</b>	<b>42</b>	<b>3.60</b>	<b>137</b>	<b>98</b>	<b>1</b>	<b>0</b>	<b>1</b>	<b>572.1</b>	<b>564</b>	<b>272</b>	<b>229</b>	<b>39</b>	<b>28</b>	<b>223-1</b>	<b>536</b>	<b>38</b>	<b>2</b>
<b>Rays Totals</b>		<b>0</b>	<b>1</b>	<b>2.92</b>	<b>14</b>	<b>0</b>	<b>0</b>	<b>0</b>	<b>0</b>	<b>12.1</b>	<b>9</b>	<b>5</b>	<b>4</b>	<b>1</b>	<b>1</b>	<b>6-0</b>	<b>9</b>	<b>0</b>	<b>0</b>
<b>Major League Totals</b>		<b>2</b>	<b>13</b>	<b>5.22</b>	<b>65</b>	<b>18</b>	<b>0</b>	<b>0</b>	<b>1</b>	<b>136.1</b>	<b>148</b>	<b>91</b>	<b>79</b>	<b>23</b>	<b>8</b>	<b>68-6</b>	<b>128</b>	<b>8</b>	<b>2</b>

### DID YOU KNOW?

## PLAYERS INVITED TO SPRING TRAINING

**1998:** 73 players  
**1999:** 76 players  
**2000:** 69 players  
**2001:** 69 players  
**2002:** 69 players  
**2003:** 73 players  
**2004:** 63 players  
**2005:** 64 players  
**2006:** 63 players

**2007:** 58 players  
**2008:** 56 players  
**2009:** 62 players  
**2010:** 57 players  
**2011:** 59 players  
**2012:** 59 players  
**2013:** 66 players  
**2014:** 64 players  
**2015:** 62 players

**2016:** 64 players  
**2017:** 65 players  
**2018:** 69 players  
**2019:** 67 players  
**2020:** 67 players  
**2021:** 77 players  
**2022:** 54 players





# AARON SLEGERS

67

RHP

**Aaron Allan Slegers** (SLEH-gurs)

BATS **RIGHT**THROWS **RIGHT**HEIGHT **6'10"**WEIGHT **260**OPENING DAY AGE **29**MAJOR LEAGUE SERVICE **1 year, 165 days**BORN **9/4/92 in Long Beach, CA**RESIDES **Scottsdale, AZ**SIGNING SCOUT **Jeff Pohl (Twins)**ACQUIRED **Signed as a free agent, 8/31/21**

**2021** | Traded to the Angels for cash considerations on Feb 8...made his first career Opening Day roster and was with the Angels for five stints before being outrighted off the 40-man roster on Aug 28...signed with the Rays and joined Triple-A Durham...missed the end of the season with a right shoulder strain.

**2020** | Made 11 apps (1 start) over three stints with the Rays (Aug 12, Aug 15-16, Aug 19 through season's end)...went 2 IP (or more) in nine of his 11 apps, including his last 8 apps beginning Aug 22...on Aug 12 at BOS, was selected to the active roster and made his season debut...yielded six consecutive hits to start the 8th inning, including a grand slam to J.D. Martinez, the first grand slam allowed in his career...on Sep 2 at NYY, snapped a streak of 9.2 consecutive hitless innings, with 0 BB over that span...was on the postseason roster for the Wild Card Series, ALDS and ALCS, and pitched to a 1.80 ERA (5-IP, 1-ER) in 3 apps.

**2019** | Claimed off waivers by the Pirates on Jan 11 and traded to the Rays for cash considerations on March 30...spent the entire season in the minors, aside from a three-day stint with the Rays...designated for assignment on May 16 to make room for Erik Kratz on the 40-man roster, but outrighted to the minors on May 21...made his only app for the Rays on Aug 23 at BAL, yielding a solo homer in a 3-inning save...became the tallest player in franchise history, passing Jeff Niemann (6'9") and Mark Hendrickson (6'9")...became the sixth pitcher to record a save in his Rays debut, first since Dale Thayer on May 22, 2009 at FLA.

**2018** | Made 4 apps (2 starts) over three stints with the Twins, including his first career win on July 5 vs. BAL...his only run allowed in 6 IP was a solo homer to Jonathan Schoop...missed most of the second half with right shoulder inflammation.

**2017** | Was with the Twins for two stints, including his major league debut as the 26th Man on Aug 17 vs. CLE (G2)...yielded 2 runs in 6.1 IP and received no decision...recalled on Sep 4 and remained in the majors through season's end...named the Twins Minor League Pitcher of the Year...his 15 wins led

Triple-A pitchers and tied for 2nd in the minors...ranked 3rd among Twins minor leaguers with 119 SO and 7th in the International League with a 3.40 ERA...named IL Pitcher of the Week for July 17-23, which included a 7-inning complete game.

**2016** | Tied for 4th in the Southern League with 10 wins and ranked 9th with a 3.41 ERA...was on the 7-day IL from July 10-26 (right biceps tendinitis).

**2015** | Split the season between Class-A Fort Myers and Double-A Chattanooga, going 9-10 with a 3.35 ERA (156-IP, 58-ER) in 25 starts...his 2.87 ERA for the Miracle ranked 4th in the Florida State League.

**2014** | Made 23 starts between Class-A Cedar Rapids and Fort Myers, with an Aug 1 promotion.

**2013** | Began his professional career with Rookie-level Elizabethton, ending the season on a scoreless streak of 15 IP spanning 6 apps, all in relief.

**PERSONAL** | Selected by the Twins in the fifth round of the 2013 Amateur Draft out of Indiana University...limited to 10 IP between his senior year of high school and second season of college due to forearm pain, a broken right wrist and a stress fracture in his right tibia...named Big Ten Pitcher of the Year as a redshirt sophomore, going 9-2 with a 2.04 ERA (106-IP, 24-ER) in 18 starts.



## CAREER PITCHING

YEAR	CLUB	W	L	ERA	G	GS	CG	SHO	SV	IP	H	R	ER	HR	HB	BB-I	SO	WP	BK
2013	Elizabethton	0	0	0.47	9	0	0	0	3	19.0	16	2	1	0	1	2-0	18	0	0
2014	Cedar Rapids	7	7	4.53	20	20	1	0	0	113.1	118	66	57	7	7	20-0	90	11	1
	Fort Myers	2	1	3.32	3	3	0	0	0	19.0	14	7	7	2	2	4-0	12	0	0
2015	Fort Myers	8	6	2.87	19	19	3	1	0	119.1	103	48	38	4	7	21-0	80	7	0
	Chattanooga	1	4	4.91	6	6	0	0	0	36.2	40	22	20	3	2	12-0	24	2	0
2016	Chattanooga	10	7	3.41	25	25	0	0	0	145.1	137	61	55	11	12	46-0	104	5	0
2017	Rochester	15	4	3.40	24	24	1	1	0	148.1	154	59	56	11	2	29-0	119	6	2
	Minnesota	0	1	6.46	4	3	0	0	0	15.1	12	12	11	3	0	6-0	9	0	0
2018	Rochester	5	7	3.80	15	15	1	0	0	85.1	85	41	36	12	4	19-0	57	0	0
	Minnesota	1	1	5.27	4	2	0	0	0	13.2	17	8	8	3	1	2-0	6	0	0
2019	Durham	6	7	5.05	26	15	1	0	0	112.1	130	72	63	22	7	28-1	80	4	0
	Tampa Bay	0	0	3.00	1	0	0	0	1	3.0	3	1	1	1	1	0-0	0	0	0
2020	Tampa Bay	0	0	3.46	11	1	0	0	2	26.0	18	10	10	1	2	5-2	19	0	0
2021	Los Angeles-AL	2	2	6.97	29	0	0	0	0	31.0	43	24	24	6	1	15-0	25	1	0
	Salt Lake	0	1	6.43	16	5	0	0	0	28.0	43	25	20	9	2	10-0	12	0	0
	Durham	0	0	6.75	2	2	0	0	0	8.0	9	6	6	2	0	0-0	6	1	0
<b>Minor League Totals</b>		<b>54</b>	<b>44</b>	<b>3.87</b>	<b>165</b>	<b>134</b>	<b>7</b>	<b>2</b>	<b>3</b>	<b>834.2</b>	<b>849</b>	<b>409</b>	<b>359</b>	<b>83</b>	<b>46</b>	<b>191-1</b>	<b>602</b>	<b>36</b>	<b>3</b>
<b>Rays Totals</b>		<b>0</b>	<b>0</b>	<b>3.41</b>	<b>12</b>	<b>1</b>	<b>0</b>	<b>0</b>	<b>3</b>	<b>29.0</b>	<b>21</b>	<b>11</b>	<b>11</b>	<b>2</b>	<b>3</b>	<b>5-2</b>	<b>19</b>	<b>0</b>	<b>0</b>
<b>Major League Totals</b>		<b>3</b>	<b>4</b>	<b>5.46</b>	<b>49</b>	<b>6</b>	<b>0</b>	<b>0</b>	<b>3</b>	<b>89.0</b>	<b>93</b>	<b>55</b>	<b>54</b>	<b>14</b>	<b>5</b>	<b>28-2</b>	<b>59</b>	<b>1</b>	<b>0</b>

### DID YOU KNOW?

## LET'S PLAY TWO!

The Rays have played 35 doubleheaders in their history, going 6-14-15 (W-L-T). They are 3-4-7 in traditional doubleheaders and 3-10-8 in split doubleheaders. The six times they swept a doubleheader occurred on July 7, 2021 vs. CLE, Sep 17, 2020 at BAL, May 1, 2014 at BOS, June 24, 2012 at PHI, April 28, 2011 at MIN and Sep 23, 2008 at BAL.

Five of these doubleheaders occurred at Tropicana Field, all of them traditional. The Rays have split four of these and swept one.

- ◆ The first Tropicana Field doubleheader, Sep 30, 2004 vs. DET, was a result of games rescheduled due to Hurricane Frances four weeks prior. They lost the first game, 8-0, and won the second, 6-4.
- ◆ On June 10, 2017 vs. OAK, the Rays hosted MLB's first scheduled twin bill since July 16, 2011 (Angels at Athletics). They won the first game, 6-5, on a 10th-inning walk-off single by Evan Longoria. Forty minutes later, they began the next game, a 7-2 loss.
- ◆ On Sep 3, 2019 vs. BAL, the series finale was moved up a day as part of a doubleheader as Hurricane Dorian approached. The Rays lost the first game, 4-2, and won the second, 2-0.
- ◆ On Aug 8, 2020 vs. NYY, a schedule change due to the COVID-19 pandemic prompted a doubleheader. The Rays lost the first game, 8-4, and won the second, 5-3.
- ◆ On July 7, 2021 vs. CLE, the schedule was adjusted due to the path of Tropical Storm Elsa. The Rays swept a doubleheader at Tropicana Field for the first time, winning 8-1 and 4-0. They did not allow a hit in Game 2, using five pitchers to combine for the Elias Sports Bureau definition of a "notable achievement."





# RECORDS & HISTORY



WILL VRAGOVIC / TAMPA BAY RAYS

# TEAM RECORDS

## GENERAL

### Most Wins, Season

100 2021

### Most Losses, Season

106 2002

### Most Home Wins, Season

57 2008

### Most Home Losses, Season

51 2002

### Most Road Wins, Season

48 2019, 2021

### Most Road Losses, Season

61 2006

### Most Wins, Before All-Star Break

55 2008, 2013

### Most Wins, After All-Star Break

47 2021

### Highest Winning Pct.

.667 (40-20) 2020

### Most Series Victories

34 2008

### Most Series Sweeps

14 2021

### Most Home Series Sweeps

9 2018

### Most Road Series Sweeps

7 2021

### Most Days in First Place

113 2008

### Most Games Over .500

39 (100-61) 10/2/21

### Most Walk-Off Wins

13 2011, 2013

### Most Wins, Month

22 May 2021

21 Aug 2021

Aug 2020

July 2013

Aug 2008

### Longest Win Streak

12 6/9/04-6/22/04

11 5/13/21-5/24/21

9 7/12/14-7/26/14

### Longest Home Win Streak

12 8/9/18-9/10/18

11 4/22/08-5/13/08

10 4/21/12-5/4/12

9 6/29/13-7/11/13

6/24/09-7/10/09

### Longest Road Win Streak

9 5/9/21-5/31/21

8/15/20-8/31/20

7/28/19-8/13/19

8 7/4/14-7/23/14

4/23/11-5/8/11

9/27/09-4/19/10

7 8/24/21-9/7/21

6/15/04-6/22/04

### Longest Loss Streak

15 4/25/02-5/10/02

12 8/27/04-9/10/04

11 6/16/16-6/26/16

9/3/09-9/13/09

6/25/07-7/5/07

6/30/98-7/13/98

10 5/26/14-6/5/14

6/28/05-7/8/05

9/9/00-9/20/00

### Longest Home Loss Streak

11 5/22/99-6/24/99

9 4/25/02-5/10/02

8 9/1/00-9/20/00

6/30/98-7/13/98

4/14/98-5/9/98

### Longest Road Loss Streak

13 6/13/02-7/20/02

12 7/30/06-8/30/06

11 6/20/16-7/18/16

10 5/17/14-6/3/14

7/1/06-7/28/06

### Largest Margin of Victory

15 4/19/14 vs. NYY (16-1)

9/5/07 vs. BAL (17-2)

14 7/29/21 vs. NYY (14-0)

8/16/16 vs. SD (15-1)

13 7/14/18 at MIN (19-6)

5/22/09 at FLA (15-2)

4/30/09 vs. BOS (13-0)

7/29/06 at NYY (19-6)

9/19/99 at TEX (15-2)

### Largest Margin of Defeat

18 7/23/02 at BOS, G1 (22-4)

### Largest Deficit

#### Overcome in Victory

8 8/18/12 at LAA

(trailed 8-0, won 10-8)

7/25/09 at TOR

(trailed 9-1, won 10-9)

7 7/28/19 at TOR

(trailed 8-1, won 10-9)

9/28/11 vs. NYY

(trailed 7-0, won 8-7)

5/15/09 vs. CLE

(trailed 7-0, won 8-7)

### Largest Deficit Overcome

#### in Victory, 9th Inning

4 8/10/11 at KC

(trailed 7-3, won 8-7)

7/23/02 at BOS, G2

(trailed 4-0, won 5-4)

### Largest Blown Lead in Defeat

10 5/25/09 at CLE

(led 10-0, lost 11-10)

8 6/21/05 at NYY

(led 10-2, lost 20-11)

5/7/99 at CLE

(led 10-2, lost 20-11)

### Largest Blown Lead

#### in Defeat, Home Game

7 5/16/13 vs. TOR

(led 7-0, lost 8-7)

6 4/16/07 vs. BAL

(led 6-0 & 7-1, lost 9-7)

### Largest Blown Lead

#### in Defeat, 9th Inning

6 9/20/18 at TOR

(led 8-2, lost 9-8)

5 6/30/16 vs. DET

(led 7-2, lost 10-7)

6/5/07 at TOR

(led 11-6, lost 12-11)



### Largest Shutout Win

14-0	7/29/21 vs. NYY
13-0	4/30/09 vs. BOS
12-0	8/28/17 at KC
	8/3/16 vs. KC
	7/1/13 at HOU
	8/28/11 at TOR
	4/21/10 at CHW

### Largest Shutout Defeat

0-14	7/1/04 vs. TOR
0-13	4/7/13 vs. CLE
	5/16/02 at NYY

### Most Wins vs. One Club, Season

18	2021 vs. BAL
15	2008 vs. BAL
14	2012 vs. TOR
	2009 vs. TOR

### Most Losses vs. One Club, Season

16	2002 vs. BOS
----	--------------

### Most Innings, Game

18	6/27/19 at MIN (won 5-2)
	9/20/13 vs. BAL (won 5-4)
16	7/3/18 at MIA (won 9-6)
	7/17/11 vs. BOS (lost 1-0)
	4/1/03 vs. BOS (lost 9-8)

### Most Innings, Road Game

18	6/27/19 at MIN (won 5-2)
16	7/3/18 at MIA (won 9-6)
15	5/28/17 at MIN (won 8-6)
	7/30/12 at OAK (lost 4-3)
14	9/13/12 at BAL (lost 3-2)
	9/10/08 at BOS (won 4-2)
	6/14/02 at FLA (won 4-3)

### Most Players Used, Season

61	2021
----	------

### Most Pitchers Used, Season, Including Position Players

41	2021
----	------

### Most Pitchers Used, Season, Excluding Position Players

38	2021
----	------

### Most Players Used, Game

28	9/15/17 vs. BOS (15 inn.)
	9/20/13 vs. BAL (18 inn.)
26	9/13/12 at BAL (14 inn.)
	9/28/11 vs. NYY (12 inn.)
25	9/18/19 at LAD (11 inn.)
	9/13/15 vs. BOS (13 inn.)
23	9/29/19 at TOR
	9/8/15 at DET (13 inn.)
	9/18/13 vs. TEX (12 inn.)

### Most Rookies Used, Season

23	2018
----	------

### Largest Active Roster

39	9/21/19-9/29/19
----	-----------------

### Most All-Stars, Season

5	2009
---	------

### Most Interleague Wins

15	2004, 2021
----	------------

### Most Interleague Losses

15	2003, 2005
----	------------

### Longest Time, Game

6:54	9/20/13 vs. BAL (18 inn.)
6:26	5/28/17 at MIN (15 inn.)
6:05	9/15/17 vs. BOS (15 inn.)
5:49	5/2/14 at NYY (14 inn.)
5:44	7/17/11 vs. BOS (16 inn.)
5:42	6/27/19 at MIN (18 inn.)
5:31	7/3/18 at MIA (16 inn.)
5:24	6/10/13 vs. BOS (14 inn.)
5:16	5/24/14 vs. BOS (15 inn.)
	8/4/00 vs. BAL (15 inn.)
5:15	4/1/03 vs. BOS (16 inn.)
5:14	9/13/12 at BAL (14 inn.)
5:09	7/30/12 at OAK (15 inn.)

### Longest Time, 9-Inning Game

4:32	5/14/17 at BOS
4:24	8/10/20 at BOS
4:16	4/21/16 at BOS
4:15	5/31/02 vs. OAK
4:10	7/28/19 at TOR
	5/9/14 vs. CLE
4:09	9/11/19 at TEX
	9/18/12 vs. BOS

### Shortest Time, Game

1:19	6/21/03 at FLA (5 inn.)
1:53	8/9/11 vs. KC
1:54	6/8/03 at HOU
2:01	6/10/08 at LAA
	8/13/06 at OAK

### DID YOU KNOW?

## A GLOBAL GAME

On 2021 Opening Day, 28.3 pct. of all major leaguers were born outside the 50 United States, spanning 20 countries and territories. This figure has grown from an internationally-born figure of 16.9 pct. in 1995. On 2017 Opening Day, an all-time record 29.8 pct. of all major league players represented countries outside of the U.S. by birthplace.



## TEAM BATTING / SINGLE GAME

### Most Runs, Game

19	7/14/18 at MIN 7/29/06 at NYY 6/24/04 at TOR
17	8/13/20 at BOS 9/5/07 vs. BAL
16	7/12/19 at BAL 4/19/14 vs. NYY 4/11/11 at BOS
15	(13x), last 6/23/17 vs. BAL

### Most Runs, Game, Opponent

22	7/23/02 at BOS, G1
21	7/22/07 at NYY
20	8/11/21 at BOS 6/21/05 vs. NYY 6/25/02 vs. TOR 5/7/99 at CLE

### Most Runs, Loss

11	8/7/10 at TOR (17-11) 6/5/07 at TOR (12-11) 6/21/05 at NYY (20-11) 6/25/02 vs. TOR (20-11) 5/7/99 at CLE (20-11)
----	--

### Most Runs, Inning

11	8/28/07 at BAL (8th inn.) 5/28/00 vs. SEA (8th inn.)
10	7/29/21 vs. NYY (6th inn.) 6/25/08 at FLA (5th inn.) 7/22/06 vs. BAL (5th inn.) 5/25/05 vs. OAK (1st inn.)

### Most Runs, 1st Inning

10	5/25/05 vs. OAK
----	-----------------

### Most Runs, 9th Inning

7	5/14/17 at BOS 7/7/04 at BAL
---	---------------------------------

### Most Runs, Series (4 Games)

42	8/10/20-8/13/20 at BOS
37	8/16/12-8/19/12 at LAA
35	7/12/18-7/15/18 at MIN 8/23/07-8/26/07 vs. OAK

### Most Runs, Series (3 Games)

34	8/29/08-8/31/08 vs. BAL
32	5/18/21-5/20/21 at BAL 9/7/18-9/9/18 vs. BAL
31	8/6/21-8/8/21 at BAL 5/16/16-5/18/16 at TOR

### Most Runs, Inning, Opponent

13	6/21/05 at NYY (8th inn.) 4/18/05 at NYY (2nd inn.)
12	4/11/02 at BAL (6th inn.)
11	9/26/09 at TEX (5th inn.)
10	8/31/10 vs. TOR (6th inn.) 10/4/09 vs. NYY (6th inn.) 7/22/07 at NYY (4th inn.) 7/26/06 vs. LAA (2nd inn.) 7/23/02 at BOS (3rd inn.)

### Most Runs, 1st Inning, Opponent

9	9/12/06 at NYY
---	----------------

### Most Runs, 9th Inning, Opponent

9	6/2/06 vs. TOR
---	----------------

### Most Hits, Game

24	6/24/04 at TOR
22	9/5/07 vs. BAL
21	7/24/03 at BOS
20	7/12/19 at BAL 7/14/18 at MIN 7/3/18 at MIA (16 inn.) 5/2/14 at NYY (14 inn.) 8/25/07 vs. OAK 8/22/01 vs. BAL 5/28/00 vs. SEA

### Most Hits, Loss

19	4/1/03 vs. BOS (16 inn.)
----	--------------------------

### Most Hits, Game, All Extra-Base Hits

6	7/31/20 at BAL
5	5/16/10 vs. SEA 6/23/03 vs. NYY 7/16/00 vs. ATL

### Most Hits, Game, Opponent

25	7/22/07 at NYY
23	6/16/15 vs. WSH 6/21/05 at NYY

### Most Hits, Inning

10	7/22/06 vs. BAL (5th inn.) 5/28/00 vs. SEA (8th inn.)
----	--

### Most Hits, Inning, Opponent

12	6/21/05 at NYY (8th inn.)
----	---------------------------

### Most Consecutive Hits

8	5/31/02 vs. OAK (all with 2 out)
---	-------------------------------------

### Most Consecutive Hits, Start of Game

5	9/2/20 at NYY 4/27/11 at MIN
---	---------------------------------

### Most Consecutive Hits, Opponent

8	4/18/01 vs. BOS
---	-----------------

### Most Consecutive Games without a Run

3	6/8/14-6/10/14
---	----------------

### Fewest Hits, Game

0	8/15/12 at SEA 6/25/10 vs. ARI 5/9/10 at OAK 7/23/09 at CHW 4/27/02 at BOS
1	(13x), last 9/19/17 vs. CHC

### Most Consecutive Innings with a Run

7	5/19/17-5/20/17 7/29/06-7/29/06
---	------------------------------------

### Most Consecutive Scoreless Innings

31	6/7/14-6/11/14
----	----------------

### Largest Margin, Outthit Opponents

17 (18-1)	4/30/09 vs. BOS
-----------	-----------------

### Largest Margin, Outthit by Opponents

18 (22-4)	5/29/07 vs. DET
-----------	-----------------

### Most Extra-Base Hits, Game

12	6/16/09 at COL
11	9/7/21 at BOS 7/13/19 at BAL, G2 4/12/19 at TOR 6/29/14 at BAL
10	8/16/16 vs. SD 5/18/13 at BAL 8/25/07 vs. OAK 7/29/06 at NYY 5/30/99 at SEA



**Most Extra-Base Hits, Game, Opponent**

12 8/7/10 at TOR  
7/23/02 at BOS, G1

**Most Extra-Base Hits, Inning**

6 7/22/06 vs. BAL (5th inn.)  
5/25/05 vs. OAK (1st inn.)

**Most Extra-Base Hits, Inning, Opponent**

6 8/31/10 vs. TOR  
6/21/05 at NYY  
7/23/02 at BOS, G1

**Most Total Bases, Game**

41 6/16/09 at COL  
9/5/07 vs. BAL  
39 6/29/14 at BAL

**Most Total Bases, Game, Opponent**

49 7/22/07 at NYY

**Most Singles, Game**

17 6/24/04 at TOR  
7/8/03 at OAK

**Most Singles, Game, Opponent**

18 7/22/06 vs. BAL  
9/13/05 vs. NYY

**Most Doubles, Game**

8 5/15/21 vs. NYM  
5/18/13 at BAL  
7/19/04 vs. NYY

**Most Doubles, Game, Opponent**

8 7/21/07 at NYY, G2

**Most Triples, Game**

4 4/20/19 vs. BOS  
3 6/16/17 at DET  
7/18/16 at COL  
7/31/09 vs. KC  
7/30/05 vs. KC  
6/16/04 at SD

**Most Triples, Game, Opponent**

3 4/5/03 vs. NYY

**Most Home Runs, Game**

6 9/4/21 vs. MIN  
7/13/19 at BAL, G2  
5/7/09 at NYY  
6/11/06 at KC  
8/10/02 at KC

**Most Home Runs, Game, Opponent**

8 8/7/10 at TOR

**Most Home Runs, Home Game**

6 9/4/21 vs. MIN

**Most Home Runs, Opponent, Tropicana Field**

6 8/23/17 vs. TOR  
9/15/08 vs. BOS  
4/21/00 vs. ANA  
4/24/99 vs. SEA  
5/31/98 vs. SEA

**Most Home Runs, Inning**

4 9/21/16 vs. NYY, 3rd inn.  
(Wilson, Longoria, Miller, Dickerson)  
3 (21x), last 7/29/21 vs. NYY, 6th inn.  
(Phillips, Choi, Meadows) last on road:  
9/13/19 at LAA, 3rd inn.  
(Adames, Meadows, Aguilar)

**Most Home Runs, Inning, Opponent**

4 8/27/07 at CHW (7th inn.)  
6/21/05 at NYY (8th inn.)  
7/23/02 at BOS, G1 (3rd inn.)  
8/1/99 at OAK (4th inn.)

**Most Consecutive Home Runs**

3 5/29/18 at OAK  
(Cron, Wendle, Ramos)  
9/21/16 vs. NYY  
(Longoria, Miller, Dickerson)  
6/24/13 vs. TOR  
(Loney, Myers, Fuld)  
6/9/08 at LAA  
(Longoria, Aybar, Navarro)

**Most Consecutive Home Runs, Opponent**

3 6/20/18 at HOU  
(Springer, Bregman, Altuve)  
8/25/14 at BAL  
(Young, Hardy, Davis)  
7/20/10 at BAL  
(Scott, Wigginton, Jones)  
8/27/07 at CHW  
(Pierzynski, Dye, Uribe)  
6/21/05 at NYY  
(Sheffield, Rodriguez, Matsui)  
6/22/02 at COL  
(Butler, Walker, Helton)  
7/26/01 at ANA  
(Glaus, Erstad, Anderson)  
5/19/99 at TEX  
(Rodriguez, Palmeiro, Zeile)

**Most Consecutive Home Runs, Leading off Game**

2 \* 7/18/19 at NYY, G1  
(Meadows, Diaz)  
6/15/98 vs. TOR  
(McCracken, Boggs)

**Most Consecutive Games with a Home Run**

21 9/20/15-4/12/16  
18 8/19/17-9/8/17  
17 4/15/13-5/3/13

**Most Consecutive Games with a HR, Start of Season**

12 4/2/07-4/15/07

**Most Consecutive Games without a Home Run**

8 8/10/07-8/18/07

**Most Stolen Bases, Game**

8 5/3/09 vs. BOS  
7 9/16/11 at BOS  
6 5/19/10 at NYY  
5/24/06 at TOR  
8/13/03 vs. BAL (10 inn.)

**Most Stolen Bases, Game, Opponent**

7 8/6/11 vs. OAK

**Most Consecutive Successful Stolen Base Attempts**

21 7/1/10-7/23/10  
6/1/07-6/30/07

**Most Consecutive Games with a Stolen Base**

19 4/28/09-5/17/09  
11 7/17/10-7/28/10

\* TIES A.L. RECORD



**Most Times****Caught Stealing, Game**

4 4/25/10 vs. TOR

**Most Walks Received, Game**

12 6/19/10 at FLA (11 inn.)

11 9/21/21 vs. TOR

9/7/18 vs. BAL

5/2/17 at MIA

6/15/16 vs. SEA (13 inn.)

4/25/14 at CHW

6/26/10 vs. ARI

9/5/07 vs. NYY (10 inn.)

4/12/06 vs. BAL

7/7/04 at BAL

6/24/04 at TOR

6/30/00 vs. NYY

**Most Walks Received, Inning**

6 9/19/12 vs. BOS (6th inn.)

**Most Consecutive Batters****Reached Base**

10 5/31/02 vs. OAK (4th inn.)

**Most Consecutive Batters****Reached Base & Scored**

9 6/25/08 at FLA (5th inn.)

**Most Strikeouts, Game**

24 9/15/17 vs. BOS (15 inn.)

23 5/8/19 vs. ARI (13 inn.)

19 9/25/16 vs. BOS (10 inn.)

8/28/19 at HOU

6/15/16 vs. SEA (13 inn.)

7/2/15 vs. CLE (10 inn.)

17 9/10/20 vs. BOS

5/28/17 at MIN (15 inn.)

8/1/16 vs. KC

6/8/14 vs. SEA

8/8/10 at TOR

6/14/06 at DET (12 inn.)

4/8/01 at BOS

5/6/00 at BOS

**Most Left on Base, Game**

21 4/1/03 vs. BOS (16 inn.)

18 5/28/17 at MIN (15 inn.)

6/16/16 vs. SEA (13 inn.)

5/30/02 vs. OAK (13 inn.)

17 5/29/19 vs. TOR (11 inn.)

16 5/20/21 at BAL

9/20/13 vs. BAL (18 inn.)

8/29/07 at BAL (12 inn.)

7/29/02 vs. BAL

6/30/00 vs. NYY

**Most Left on Base, Game,****Opponent**

18 8/4/14 at OAK (10 inn.)

9/20/11 at NYY

17 5/28/17 at MIN (15 inn.)

8/2/02 vs. CHW (12 inn.)

**Fewest Left on Base, Game**

0 8/15/12 at SEA

5/9/10 at OAK

7/23/09 at CHW

5/13/06 vs. TOR

8/11/05 at BAL

**Most Double Plays, Rays Hitters**

6 8/7/13 at ARI

6/17/03 at NYY, G1

**Most GDP, Rays Hitters**

6 \* 6/17/03 at NYY, G1

**Most Sacrifice Bunts, Game**

4 7/21/02 at TOR

**Most Sacrifice Flies, Game**

4 4/22/12 vs. MIN

3 9/11/21 at DET

9/29/17 vs. BAL

6/15/15 vs. WSH

5/17/13 at BAL

9/22/11 at NYY

7/4/08 vs. KC

8/22/06 vs. TEX

**Most Hit Batters, Game**

4 4/21/16 at BOS

8/30/14 vs. BOS

7/25/12 at BAL

7/24/11 at KC

8/15/05 vs. NYY

6/6/01 at TOR

5/22/99 vs. ANA

**Most Plate Appearances, Inning**

16 5/28/00 vs. SEA (8th inn.)

15 7/29/21 vs. NYY (6th inn.)

8/28/07 at BAL (8th inn.)

14 8/23/08 at CHW (8th inn.)

6/25/08 at FLA (5th inn.)

7/22/06 vs. BAL (5th inn.)

5/30/99 at SEA (4th inn.)

**Most Pinch-Hitters, Inning**

5 (consecutive) 6/18/06 at PHI

(8th inn.)

**Most Times Batted Around, Game**

3 6/24/04 at TOR

(4th, 6th and 8th inn.)

2 (27x), last: 5/15/21 vs. NYM

(4th and 8th inn.)

last at home: 6/14/19 vs. LAA

(6th and 7th inn.)

\* TIES A.L. RECORD

**DID YOU KNOW?****EXTRA! EXTRA!**

For the 2020-22 seasons, extra-inning games in the regular season were modified so that each half-inning in extras begin with a runner on second base. The runner placed on second base at the start of each half-inning is the player (or a substitute for such player) in the batting order immediately preceding that half-inning's leadoff hitter.



## TEAM PITCHING / SINGLE GAME

### Most Strikeouts, Game

24	8/17/19 at DET (13 inn.)
22	6/27/19 at MIN (18 inn.)
21	7/30/12 at OAK (15 inn.)
19	7/27/20 vs. ATL
	5/8/19 at ARI (13 inn.)
	9/13/15 vs. BOS (13 inn.)
	8/19/15 at HOU (13 inn.)
	7/10/13 vs. MIN (13 inn.)
18	6/9/21 vs. WSH
	8/13/19 at SD
	9/29/18 vs. TOR
	10/1/17 vs. BAL
	9/8/15 at DET (13 inn.)
	5/10/13 vs. SD
	8/28/11 at TOR

### Most Consecutive Strikeouts, Game

8	8/17/19 vs. DET
---	-----------------

### Fewest Strikeouts, Game

0	(8x), last 4/8/11 at CHW
---	--------------------------

### Fewest Hits Allowed

0	7/7/21 vs. CLE, G2 (7 inn.)
	7/26/10 vs. DET
1	(16x), last 9/12/18 vs. CLE

### Most Walks Issued, Game

14	4/26/06 vs. NYY (10 inn.)
12	7/17/11 vs. BOS (16 inn.)
	6/4/04 at BAL (11 inn.)
	5/15/04 at CLE
	6/25/03 vs. NYY

### Most Walks Issued, Inning

5	(15x), last 8/29/19 at HOU (5th)
	last at home:
	4/24/05 vs. BOS (8th)

### Most Consecutive Walks Issued

5	7/7/07 at KC
---	--------------

### Fewest Runs Allowed, Consecutive Games

0	8/28/20-8/29/20
	5/14/19-5/15/19
	9/17/18-9/18/18
	8/19/18-8/20/18
	7/7/18-7/8/18
	6/25/18-6/26/18
	8/21/14-8/22/14
	9/13/13-9/14/13
	7/1/13-7/2/13
	4/5/13-4/6/13
	7/28/12-7/29/12
	5/9/08-5/10/08
	9/3/03-9/4/03
	5/19/02-5/21/02
	9/23/01-9/25/01

### Most Consecutive Innings Pitched without a Hit

9	7/7/21-7/7/21, DH
	7/26/10-7/26/10

### Most Consecutive Innings without a Walk

30.0	9/1/19-9/4/19
------	---------------

### Most Consecutive Innings without a Home Run

68	8/6/14-8/14/14
----	----------------

### Most Hit Batters, Game

4	9/8/20 at WSH
	7/19/03 vs. TEX
	6/3/03 at CHC
	5/10/01 vs. BAL
	4/24/98 vs. ANA

### Most Pitches, Game

301	9/20/13 vs. BAL (18 inn.)
-----	---------------------------

### Most Pitches, 9-Inning Game

233	8/8/01 vs. NYY
-----	----------------

### Most Pitchers Used, Game

12	9/15/17 vs. BOS (15 inn.)
11	9/20/13 vs. BAL (18 inn.)
9	(13x), last: 9/24/19
	vs. NYY (12 inn.)
	last on road: 9/18/19
	at LAD (11 inn.)

### Most Consecutive Scoreless Innings

27	8/18/18-8/21/18
	9/12/13-9/15/13
26	6/24/18-6/28/18
24	6/30/13-7/3/13
	7/27/12-7/30/12
	5/8/08-5/11/08

### Most Consecutive Batters Retired, Start of Game

24	7/14/19 at BAL
----	----------------

### DID YOU KNOW?

## 7-INNING DOUBLEHEADERS

On July 31, 2020, Major League Baseball and the MLBPA announced that both games of doubleheaders would be seven innings in length for the remainder of the season. This agreement remained in effect for the 2021 season. Prior to 2020, the Rays had only played four games that lasted fewer than 8½ innings, all ending early due to rain, and all losses: July 23, 2010 at CLE (7), Sep 12, 2009 at BOS (5½), May 12, 2005 at KC (6½) and June 21, 2003 at FLA (5½).



## TEAM BATTING / SINGLE SEASON

<b>Most Runs</b>	857	2021
<b>Most Hits</b>	1,531	1999
<b>Highest Batting Average</b>	.274	1999, 2005
<b>Most Doubles</b>	311	2001
<b>Most Triples</b>	46	2004
<b>Most Home Runs</b>	228	2017
<b>Most Grand Slams</b>	9	2021
<b>Most Stolen Bases</b>	194	2009
<b>Most Extra-Base Hits</b>	546	2021
<b>Most Total Bases</b>	2,427	2019
<b>Highest Slugging Pct.</b>	.439	2009

<b>Highest On-Base Pct.</b>	.343	1999, 2009
<b>Most Sacrifice Bunts</b>	53	1998
<b>Most Sacrifice Flies</b>	57	2010
<b>Most Walks</b>	672	2010
<b>Most Intentional Walks</b>	46	2003
<b>Most Bases-Loaded Walks</b>	25	2008, 2010
<b>Most Strikeouts</b>	1,542	2021
<b>Most Grounded into Double Plays</b>	157	1999
<b>Most Pinch Hits</b>	40	2015
<b>Most Pinch-Hit Home Runs</b>	7	2009
<b>Most Times Batted Around, Season</b>	41	2010

<b>Most Hit by Pitches</b>	101	2018
<b>Most Home Runs vs. One Club</b>	40	2021 vs. BAL
<b>Most Rays with 10+ Home Runs</b>	10	2006, 2021
<b>Most Rays with 20+ Home Runs</b>	4	2016, 2017, 2019, 2021
<b>Most Rays with 30+ Home Runs</b>	2	1999, 2009, 2016, 2017, 2021
<b>Most Rays with 30+ Steals</b>	3	2009
<b>Most Rays with 40+ Steals</b>	2	2009, 2010
<b>Most Rays with 100+ RBI</b>	2	2009

## TEAM PITCHING / SINGLE SEASON

<b>Most Complete Games</b>	15	2011
<b>Most Shutouts</b>	22	2014
<b>Most Complete-Game Shutouts</b>	5	2008, 2011
<b>Most 10-Game Winners</b>	5	2008, 2010, 2011, 2012
<b>Most 15-Game Winners</b>	2	2010, 2012, 2018
<b>Lowest ERA</b>	3.19	2012
<b>Lowest ERA, Home</b>	2.81	2012
<b>Lowest ERA, Road</b>	3.60	2012
<b>Lowest ERA, Starting Pitching</b>	3.34	2012
<b>Lowest ERA, Bullpen</b>	2.88	2012
<b>Most Wins, Starting Pitchers</b>	73	2010

<b>Most Saves</b>	60	2015
<b>Most Players to Record a Save</b>	14 +	2021
<b>Fewest Hits Allowed</b>	1,233 ^	2012
<b>Fewest Runs Allowed</b>	577 ^	2012
<b>Fewest Earned Runs Allowed</b>	518 ^	2012
<b>Fewest Unearned Runs Allowed</b>	37 ^	2011
<b>Fewest Home Runs Allowed</b>	139 ^	2012
<b>Most Home Runs Allowed</b>	215	2002
<b>Most Hit Batters</b>	95 +	2003
<b>Fewest Walks Allowed</b>	436 ^	2021
<b>Most Strikeouts</b>	1,621	2019

<b>Lowest Opp Avg.</b>	.228	2012
<b>Lowest Opp Avg., Starting Pitching</b>	.225	2018
<b>Lowest Opp Avg., Bullpen</b>	.208	2012
<b>Fewest Starting Pitchers Used</b>	7	2009, 2010
<b>Most Starts, Rookies</b>	71	2018
<b>Most Wins, Rookies</b>	42	2018

+ MODERN MAJOR LEAGUE RECORD, \* TIES MAJOR LEAGUE RECORD  
 ^ EXCLUDES SHORTENED 2020 SEASON





# INDIVIDUAL RECORDS

## INDIVIDUAL BATTING / SINGLE GAME

### Most Runs, Game

5	Carl Crawford, 5/24/06 at TOR
4	(22x), last Joey Wendle, 8/7/21 at BAL

### Most Runs, Game, Opponent

5	Travis Shaw, 8/1/15 at BOS
	Derek Jeter, 6/21/05 at NYY
	Alex Rodriguez, 4/18/05 at NYY
	Shannon Stewart, 6/25/02 vs. TOR

### Most Hits, Game

5	Tommy Pham, 9/28/19 at LAD
	Tim Beckham, 7/20/16 at COL
	Mikie Mahtook, 9/18/15 vs. BAL
	Matt Joyce, 6/29/14 at BAL
	Ben Zobrist, 6/10/13 vs. BOS
	Jeff Keppinger, 6/23/12 at PHI
	B.J. Upton, 10/2/09 vs. NYY
	Tomás Pérez, 7/29/06 at NYY
	Carl Crawford, 5/24/06 at TOR
	Julio Lugo, 6/24/04 at TOR

### Most Hits, Game, Opponent

5	(21x), last Teoscar Hernández, 9/13/21 vs. TOR
---	--

### Most Hits, Inning

2	(43x), last Randy Arozarena, 7/29/21 vs. NYY
---	--

### Most Home Runs, Game

3	Brandon Lowe, 10/2/21 at NYY
	Travis d'Arnaud, 7/15/19 vs. NYY
	Evan Longoria, 10/3/12 vs. BAL
	B.J. Upton, 9/9/12 vs. TEX
	Evan Longoria, 9/18/08 vs. MIN
	Jonny Gomes, 7/30/05 vs. KC

### Most Home Runs, Game, Opponent

4 #	Carlos Delgado, 9/25/03 at TOR
-----	--------------------------------

### Most Home Runs, Inning

2	Julio Lugo, 7/22/06 vs. BAL
	Jared Sandberg, 6/11/02 vs. LAD

### Most Doubles, Game

4	Tomás Pérez, 7/29/06 at NYY
---	-----------------------------

### Most Triples, Game

2	(15x), last Brett Phillips, 9/29/21 at HOU
---	--

### Most Extra-Base Hits, Game

4	Ben Zobrist, 6/11/11 at BAL
	Sam Fuld, 4/11/11 at BOS
	Tomás Pérez, 7/29/06 at NYY
	Carl Crawford, 8/2/05 at TEX
	José Cruz Jr., 5/21/04 vs. CLE
	Randy Winn, 6/9/02 vs. SD

### Most Extra-Base Hits, Game, Opponent

4	Brock Holt, 6/1/14 at BOS
	Dustin Pedroia, 7/2/08 vs. BOS
	Alex Rodriguez, 4/18/05 at NYY
	Carlos Delgado, 9/25/03 at TOR
	Carl Everett, 8/29/00 vs. BOS

### Most Total Bases, Game

12	Brandon Lowe, 10/2/21 at NYY
	Travis d'Arnaud, 7/15/19 at NYY
	Matt Joyce, 6/29/14 at BAL
	Evan Longoria, 10/3/12 vs. BAL
	B.J. Upton, 9/9/12 vs. TEX
	Evan Longoria, 9/18/08 vs. MIN
	Jonny Gomes, 7/30/05 vs. KC

### Most Total Bases, Game, Opponent

16	Carlos Delgado, 9/25/03 at TOR
----	--------------------------------

### Most Runs Batted In, Game

8	Ben Zobrist, 4/28/11 at MIN, G1
7	Brandon Lowe, 10/2/21 at NYY
	Carlos Peña, 9/5/07 vs. BAL
6	(10x), last Joey Wendle, 8/29/21 at BAL

### Most Runs Batted In, Game, Opponent

8	Didi Gregorius, 4/3/18 at NYY
	Nomar Garciaparra, 7/23/02 at BOS, G1

### Most Stolen Bases, Game

6 #	Carl Crawford, 5/3/09 vs. BOS
4	Carl Crawford, 5/24/06 at TOR
3	(15x), last Johnny Damon, 9/16/11 at BOS

### Most Stolen Bases, Game, Opponent

4	Coco Crisp, 8/6/11 vs. OAK
---	----------------------------

### Most Steals of Third Base, Game

2	Mallex Smith, 4/9/18 at CHW
	Desmond Jennings, 4/13/15 at TOR
	B.J. Upton, 8/2/10 vs. MIN
	B.J. Upton, 5/15/09 vs. CLE
	Jason Bartlett, 5/29/08 vs. CHW
	Julio Lugo, 9/11/05 vs. TOR

### Most Consecutive Successful Stolen Base Attempts

32	Carl Crawford, 7/19/08-5/29/09
20	Desmond Jennings, 4/11/12-8/12/12

### Most Consecutive Games with a Stolen Base

9	Carl Crawford, 4/28/09-5/6/09
5	Manuel Margot, 9/2/20-9/10/20
	Carl Crawford, 7/15/07-7/20/07

# TIES MODERN MAJOR LEAGUE RECORD



---

**Most Walks, Game**

5	Steven Souza Jr., 6/15/15 vs. WSH Matt Joyce, 4/25/14 at CHW
---	---

**Most Strikeouts, Game**

5	Brandon Lowe, 5/8/19 vs. ARI
---	------------------------------

**Most Sacrifice Flies, Game**

2	(18x), last Austin Meadows, 7/18/21 at ATL
---	--

**Most Sacrifice Bunts, Game**

2	(11x), last Desmond Jennings, 7/18/14 at MIN
---	--

**Most Grounded into Double Plays, Game**

3	Ben Zobrist, 8/10/12 at MIN Javier Valentin, 6/17/03 at NYY
---	--

**Most Times Hit by Pitch, Game**

3 *	Brandon Guyer, 4/21/16 at BOS Brandon Guyer, 10/2/15 vs. TOR Jonny Gomes, 8/15/05 vs. NYY
-----	---

**Most At-Bats, Game**

9	Rocco Baldelli, 4/1/03 vs. BOS (16 inn.)
---	--

**Most At-Bats, 9-Inning Game**

7	Julio Lugo, 6/24/04 at TOR Carl Crawford, 6/24/04 at TOR
---	---

**Most Hits, Homestand**

20	Aubrey Huff, 5/18/04-5/30/04 (12 games)
----	---

**Most Hits, Road Trip**

19	Carl Crawford, 8/6/07-8/15/07 (10 games) Carl Crawford, 5/22/06-6/1/06 (10 games)
----	--

**Longest Hitting Streak**

19	Jason Bartlett, 5/15/09-6/25/09
----	---------------------------------

**Most Consecutive Times Reached Base Safely**

10	Yandy Díaz, 8/20/20-8/23/20 Ji-Man Choi, 9/11/19-9/12/19
----	---

9	Tim Beckham, 7/18/16-7/21/16 Logan Forsythe, 9/1/15-9/4/15 B.J. Upton, 9/11/11-9/12/11
8	(10x), last Joey Wendle, 9/18/18-9/19/18

**Most Consecutive Hits**

8	Tim Beckham, 7/18/16-7/21/16 Ty Wigginton, 7/15/07-7/17/07 Aubrey Huff, 9/22/04-9/24/04
---	---

**Most Consecutive Extra-Base Hits**

5	José Cruz Jr., 5/20/04-5/22/04 (3-2B, 2-HR)
---	---

**Most Consecutive At-Bats without a Hit**

41	Luke Scott, 6/1/12-7/6/12
37	José Cruz Jr., 4/16/04-5/1/04
35	Josh Wilson, 9/14/07-9/27/07
34	Mikie Mahtook, 8/9/16-8/25/16 Greg Vaughn, 4/19/02-5/1/02
30	John Flaherty, 4/18/98-5/6/98

**Most Consecutive Multi-Hit Games**

8	Carl Crawford, 8/4/07-8/11/07
7	Wil Myers, 7/13/13-7/26/13 Carl Crawford, 6/19/04-6/26/04

**Most Consecutive Games with an Extra-Base Hit**

8	Wilson Ramos, 4/16/18-4/28/18 Evan Longoria, 9/2/09-9/8/09
---	---

**Most Consecutive Games with a Home Run**

6	Carlos Peña, 6/6/10-6/12/10
---	-----------------------------

**Most Consecutive Games with an RBI**

8	Ben Zobrist, 9/25/09-10/2/09 Evan Longoria, 9/2/09-9/8/09 Carlos Peña, 9/16/08-9/23/08 Rocco Baldelli, 9/9/04-9/17/04
---	--

**Most Consecutive Games with a Run**

11	Austin Meadows, 9/8/19-9/21/19
10	Wander Franco, 8/15/21-8/27/21 Brandon Lowe, 8/11/20-8/21/20 Ben Zobrist, 5/1/11-5/12/11 Álex Sánchez, 4/20/05-5/5/05

**Most Consecutive Games Reached Base Safely**

48	Tommy Pham, 8/21/18-4/16/19
43	Wander Franco, 7/25/21-9/29/21
39	Johnny Damon, 5/3/11-6/14/11

**Most Consecutive Games with a Walk**

11	Carlos Peña, 5/15/09-5/25/09
----	------------------------------

**Most Consecutive Plate Appearances with a Strikeout**

8	Brandon Lowe, 5/8/19-5/10/19 Tomás Pérez, 4/28/06-4/30/06
---	--

\* TIES A.L. RECORD



## INDIVIDUAL PITCHING / SINGLE GAME

### Most Strikeouts, Game

15	Chris Archer, 6/2/15 at LAA James Shields, 10/2/12 vs. BAL
----	---

### Most Strikeouts, Game, Opponent

17	Brandon Morrow, 8/8/10 at TOR Pedro Martínez, 5/6/00 at BOS
----	--

### Most Strikeouts, Game, Reliever

9	Ryan Yarbrough, 5/31/18 at OAK
---	--------------------------------

### Most Consecutive Strikeouts, Game

7	Blake Snell, 6/3/18 at SEA ^ Chris Archer, 9/11/15 vs. BOS Andy Sonnanstine, 6/10/07 at FLA
---	---

### Most Innings Pitched, Game

9.0	(92x), last Ryan Yarbrough, 6/3/21 at NYY
-----	---

### Most Strikeouts, Inning

4 #	Tyler Glasnow, 4/23/21 vs. TOR Alex Cobb, 5/10/13 vs. SD Jeremy Hellickson, 8/25/11 vs. DET
-----	---

### Most Innings Pitched, Game, Reliever

7.0	(5x), last Yonny Chirinos, 9/3/18 at TOR
-----	--

### Most Runs Allowed, Game

11	Ryan Rupe, 8/16/01 at NYY Julio Santana, 4/15/99 at TOR
----	--

### Most Earned Runs Allowed, Game

11	Julio Santana, 4/15/99 at TOR
----	-------------------------------

### Most Unearned Runs Allowed, Game

7	Eddie Gaillard, 5/7/99 at CLE
---	-------------------------------

### Most Walks Allowed, Game

9	Victor Zambrano, 5/20/04 vs. BOS
---	----------------------------------

### Most Walks Allowed, Inning

5	Colin Poche, 8/29/19 at HOU (5th) Casey Fossum, 8/12/06 at OAK (2nd) Dewon Brazelton, 8/4/05 at TEX (8th) Dewon Brazelton, 7/1/05 at MIN (8th) Rick White, 6/10/98 at NYM (1st)
---	---

### Most Hits Allowed, Game

14	Alex Cobb, 6/3/17 at SEA James Shields, 6/28/12 vs. DET Edwin Jackson, 9/17/07 at LAA Geremi González, 7/5/04 at BAL, G2 Tanyon Sturtze, 9/9/02 vs. BOS
----	---

### Most Consecutive Walks Issued

4	Enny Romero, 5/23/15 vs. OAK Mitch Talbot, 9/28/08 at DET Steve Trachsel, 5/26/00 vs. SEA
---	---

### Most Wild Pitches, Game

4	Victor Zambrano, 6/13/03 vs. PIT
---	----------------------------------

### Most Home Runs Allowed, Game

6 #	James Shields, 8/7/10 at TOR
-----	------------------------------

### Most Home Runs Allowed, Inning

4 *	Travis Harper, 6/21/05 at NYY (8th inn.)
-----	--

### Most Consecutive Home Runs Allowed

3	(7x), last Nathan Eovaldi, 6/20/18 at HOU
---	---

### Most Hit Batters, Game

4 #	Victor Zambrano, 7/19/03 vs. TEX
-----	----------------------------------

### Most Extra-Base Hits Allowed, Game

9	James Shields, 8/7/10 at TOR
---	------------------------------

### Most Total Bases Allowed, Game

30	James Shields, 8/7/10 at TOR
----	------------------------------

### Most Total Bases Allowed, Inning

23 +	Travis Harper, 6/21/05 at NYY (8th)
------	-------------------------------------

### Most Consecutive Hitless Innings, Start of Game

9.0	Matt Garza, 7/26/10 vs. DET (no-hitter)
7.2	Dewon Brazelton, 6/25/04 vs. FLA Tony Saunders, 4/22/99 vs. BAL
7.1	Alex Cobb, 9/11/14 at NYY
7.0	Erasmó Ramírez, 9/14/15 vs. NYY James Shields, 8/2/09 vs. KC

### Most Consecutive Hitless Innings, Start of Game, Opponent

9.0	Félix Hernández, 8/15/12 at SEA (perfect game) Edwin Jackson, 6/25/10 vs. ARI (no-hitter) Dallas Braden, 5/9/10 at OAK (perfect game) Mark Buehrle, 7/23/09 at CHW (perfect game) Derek Lowe, 4/27/02 at BOS (no-hitter)
8.2	Carlos Carrasco, 7/1/15 vs. CLE Brandon Morrow, 8/8/10 at TOR
8.0	Tim Wakefield, 6/19/01 vs. BOS Pedro Martínez, 8/29/00 vs. BOS

### Most Consecutive Batters Retired, Start of Game

19	Chris Archer, 7/29/15 vs. DET
18	Nathan Eovaldi, 7/8/18 at NYM Matt Garza, 4/30/09 vs. BOS
17	Blake Snell, 5/6/19 vs. ARI
16	Jake Odorizzi, 5/29/16 vs. NYY Alex Colomé, 6/21/15 at CLE

### Most Consecutive Batters Retired

22	Matt Garza, 7/26/10 vs. DET
19	Chris Archer, 7/29/15 vs. DET
18	Ryan Yarbrough, 7/14/19 at BAL Nathan Eovaldi, 7/8/18 at NYM Blake Snell, 6/25/18 vs. WSH Jeremy Hellickson, 8/10/10 at DET Matt Garza, 4/30/09 vs. BOS

### Most Consecutive Batters Retired, Multiple Games

32	Steve Geltz, 6/9/15-6/24/15
26	Brandon Gomes, 7/31/15-8/21/15 Kyle Farnsworth, 7/28/11-8/23/11
25	Roberto Hernández, 5/10/98-5/22/98

\* TIES A.L. RECORD, ^ TIES A.L. RECORD TO START GAME,  
# TIES MODERN MAJOR LEAGUE RECORD,  
+ MODERN MAJOR LEAGUE RECORD



## INDIVIDUAL BATTING / SINGLE SEASON

### Most Games Played

162	Evan Longoria, 2014 Delmon Young, 2007 Aubrey Huff, 2003
-----	--

### Most Consecutive Games Played

398	Aubrey Huff, 5/28/02-8/21/04
-----	------------------------------

### Most At-Bats

645	Delmon Young, 2007
-----	--------------------

### Most Hits

198	Aubrey Huff, 2003
-----	-------------------

### Most Infield Hits

39	Carl Crawford, 2003
----	---------------------

### Most Pinch Hits

10	Brandon Guyer, 2015 Travis Lee, 2005
----	---

### Highest Batting Avg. (min. 502 PA)

.320	Jason Bartlett, 2009
------	----------------------

### Highest Batting Avg., RISP (min. 100 PA)

.386	Jason Bartlett, 2009
------	----------------------

### Highest On-Base Pct. (min. 502 PA)

.411	Carlos Peña, 2007
------	-------------------

### Highest Slugging Pct. (min. 502 PA)

.627	Carlos Peña, 2007
------	-------------------

### Most Doubles

47	Aubrey Huff, 2003
----	-------------------

### Most Triples

19	Carl Crawford, 2004
----	---------------------

### Most RBI

121	Carlos Peña, 2007
-----	-------------------

### Most Runs Scored

110	Carl Crawford, 2010
-----	---------------------

### Most Total Bases

353	Aubrey Huff, 2003
-----	-------------------

### Most Extra-Base Hits

84	Aubrey Huff, 2003
----	-------------------

### Most Sacrifice Bunts

12	Félix Martínez, 2000
----	----------------------

### Most Sacrifice Flies

12	Evan Longoria, 2017 Ben Zobrist, 2010
----	--

### Most Walks

103	Carlos Peña, 2007
-----	-------------------

### Most Intentional Walks

17	Aubrey Huff, 2003
----	-------------------

### Most Bases-Loaded Walks

9 **	Carlos Peña, 2008
------	-------------------

### Most Times Hit by Pitch

24	Brandon Guyer, 2015
----	---------------------

### Most Strikeouts

182	Carlos Peña, 2012
-----	-------------------

### Most Stolen Bases

60	Carl Crawford, 2009
----	---------------------

### Best Stolen Base Pct. (min. 20 attempts)

93.9 (31 of 33)	Desmond Jennings, 2012
-----------------	------------------------

### Most Home Runs

46	Carlos Peña, 2007
----	-------------------

### Most Home Runs, Right-Handed Batter

36	Evan Longoria, 2016
----	---------------------

### Most Home Runs, Switch-Hitter

27	Ben Zobrist, 2009
----	-------------------

### Most Home Runs, Home

23	Carlos Peña, 2007
----	-------------------

### Most Home Runs, Road

27	Logan Morrison, 2017
----	----------------------

### Most Grand Slams

3	Brett Phillips, 2021
---	----------------------

### Most Pinch-Hit Home Runs

3	Ben Zobrist, 2009 Bubba Trammell, 2000
---	---

### Most Home Runs vs. One Club

9	Evan Longoria, 2013 vs. NYY
---	-----------------------------

### Most Multi-Homer Games

4	Brandon Lowe, 2021 Carlos Peña, 2009 Carlos Peña, 2007 Jorge Cantú, 2005
---	---

### Most Home Runs by Opponent

10	David Ortiz, BOS, 2005
----	------------------------

### Most Home Runs Leading Off Game

6	Corey Dickerson, 2017
---	-----------------------

### Most Grounded into Double Plays

27	Evan Longoria, 2009
----	---------------------

### Fewest Grounded into Double Plays (min. 502 PA)

2	Brandon Lowe, 2021 (615 PA) Akinori Iwamura, 2008 (707 PA) Carl Crawford, 2004 (672 PA) Carl Crawford, 2010 (663 PA) Carlos Peña, 2010 (582 PA) Akinori Iwamura, 2007 (559 PA)
---	---

\*\* MAJOR LEAGUE RECORD



# INDIVIDUAL PITCHING / SINGLE SEASON

## Most Games

85 Randy Choate, 2010

## Most Games, Before All-Star Break

49 Joel Peralta, 2013

## Most Games, After All-Star Break

40 Randy Choate, 2010

## Most Starts

34 Chris Archer, 2017  
Chris Archer, 2015  
David Price, 2011  
Scott Kazmir, 2007

## Most Strikeouts

252 Chris Archer, 2015

## Most Innings Pitched

249.1 James Shields, 2011

## Most Relief Innings Pitched

118.2 Ryan Yarbrough, 2018

## Lowest ERA (min. 162 IP)

1.89 Blake Snell, 2018

## Most Wins

21 Blake Snell, 2018

## Most Relief Wins

14 Ryan Yarbrough, 2018

## Most Wins vs. One Club

4 Shane McClellanahan, 2021 vs. BAL  
David Price, 2010 vs. TOR  
Paul Wilson, 2002 vs. BAL

## Best Winning Pct. (min. 15 decisions)

.810 (17-4) Matt Moore, 2013

## Longest Winning Streak

10 Jalen Beeks, 8/2/18-6/6/19  
9 Blake Snell, 8/10/18-9/23/18  
Matt Moore, 9/29/12-5/19/13  
8 Charlie Morton, 3/29/19-6/10/19  
Yonny Chirinos, 8/22/18-4/29/19  
David Price, 6/19/12-8/16/12

## Longest Winning Streak, Start of Season

8 Charlie Morton, 3/29/19-6/10/19  
Matt Moore, 4/5/13-5/19/13

## Most Losses

19 Chris Archer, 2016

## Longest Losing Streak

11 Geremi González, 8/24/03-7/5/04  
10 Albie Lopez, 4/29/01-7/2/01

## Longest Losing Streak, Start of Season

8 Edwin Jackson, 2007  
Tanyon Sturtze, 2002

## Most Consecutive Scoreless Innings

27.1 J.P. Howell, 6/14/12-8/30/12  
25.0 Álex Torres, 9/24/11-6/22/13  
24.2 Alex Cobb, 4/1/14-5/27/14  
23.0 Collin McHugh, 5/27/21-7/11/21  
James Shields, 8/26/11-9/5/11  
22.1 Matt Moore, 6/25/13-7/11/13  
22.0 Fernando Rodney, 6/16/12-8/7/12

## Most Consecutive Innings with 0 ER

33.2 Collin McHugh, 5/27/21-8/21/21

## Most Consecutive Scoreless Innings, Tropicana Field

29.1 David Price, 7/14/12-9/20/12

## Most Consecutive Homerless Innings

82.1 Alex Cobb, 7/18/14-9/28/14  
76.0 Jake McGee, 9/6/13-9/9/14

## Most Saves

48 Fernando Rodney, 2012

## Highest Save Pct. (min. 20 Save Opp.)

96.0 (48 of 50) Fernando Rodney, 2012

## Most Consecutive Saves

22 Fernando Rodney, 5/27/12-8/13/12

## Most Consecutive Saves, Start of Season

21 Alex Colomé, 4/17/16-7/21/16  
16 Rafael Soriano, 4/6/10-6/12/10  
Al Reyes, 4/5/07-6/17/07

## Most Complete Games

11 James Shields, 2011

## Most Shutouts

4 James Shields, 2011

## Most Quality Starts

25 David Price, 2012  
James Shields, 2011  
David Price, 2010

## Most Games Finished

66 Roberto Hernández, 1999

## Most Home Runs Allowed

34 James Shields, 2010

## Most Walks

111 Tony Saunders, 1998

## Most Hit Batters

20 Victor Zambrano, 2003

## Most Wild Pitches

17 Matt Moore, 2013

## Most 10+ Strikeout Games

9 Chris Archer, 2017  
Chris Archer, 2015  
David Price, 2014



# ROOKIE RECORDS

## BATTING / SINGLE SEASON & GAME

### Most Games, Season

162 Delmon Young, 2007

### Most At-Bats, Season

645 Delmon Young, 2007

### Most Hits, Season

186 Delmon Young, 2007

### Most Hits, Game

5 Mikie Mahtook, 9/18/15 vs. BAL

### Highest Batting Avg. (min. 100 Games)

.300 Joey Wendle, 2018

### Highest On-Base Pct. (min. 100 Games)

.379 Steve Cox, 2000

### Highest Slugging Pct. (min. 100 Games)

.534 Jonny Gomes, 2005

### Longest Hitting Streak

13 Delmon Young, 6/15/07-6/28/07  
Rocco Baldelli, 3/31/03-4/16/03

### Most Home Runs, Season

27 Evan Longoria, 2008

### Most Home Runs, Month

8 Evan Longoria, June 2008

### Most Home Runs, Game

3 Evan Longoria, 9/18/08 vs. MIN  
Jonny Gomes, 7/30/05 vs. KC

### Most Doubles, Season

38 Delmon Young, 2007

### Most Triples, Season

10 Akinori Iwamura, 2007

### Most RBI, Season

93 Delmon Young, 2007

### Most RBI, Game

6 Joey Butler, 10/4/15 vs. TOR  
Evan Longoria, 5/24/08 vs. BAL

5 Reid Brignac, 7/17/10 at NYY  
John Jaso, 6/6/10 at TEX  
Delmon Young, 5/17/07 vs. TEX  
Antonio Pérez, 7/24/03 at BOS  
Rocco Baldelli, 4/30/03 at MIN  
Aubrey Huff, 9/19/01 at BOS  
Bubba Trammell, 9/21/98 at BOS

### Most Extra-Base Hits, Season

60 Evan Longoria, 2008

### Most Extra-Base Hits, Game

3 (14x), last Randy Arozarena, 5/19/21 at BAL

### Most Stolen Bases, Season

27 Rocco Baldelli, 2003

### Most Walks, Season

59 John Jaso, 2010

### Most Runs Scored, Season

94 Randy Arozarena, 2021

## PITCHING / SINGLE SEASON & GAME

### Most Wins, Season

16 Ryan Yarbrough, 2018

### Most Strikeouts, Season

175 Matt Moore, 2012

### Most Strikeouts, Game

12 Dan Wheeler, 9/12/99 vs. OAK

### Most Innings, Season

202 Rolando Arrojo, 1998

### Most Relief Innings, Season

118.2 Ryan Yarbrough, 2018

### Most Games, Season

70 Steve Geltz, 2015

### Most Saves, Season

26 Lance Carter, 2003

### Longest Winning Streak

7 Ryan Yarbrough, 2018  
Wade Davis, 2010  
Jeff Niemann, 2009



# CAREER LEADERS

## BATTING LEADERS

### Batting Avg. (min. 1,200 PA)

Carl Crawford	.296
Fred McGriff	.291
James Loney	.291
Jason Bartlett	.288
Aubrey Huff	.287
Julio Lugo	.287
Akinori Iwamura	.281
Rocco Baldelli	.280
Randy Winn	.279
Miguel Cairo	.275

### On-Base Pct. (min. 1,200 PA)

Fred McGriff	.380
Ben Grieve	.364
Carlos Peña	.360
Ben Zobrist	.354
Akinori Iwamura	.354
Julio Lugo	.350
Jason Bartlett	.349
Aubrey Huff	.343
Randy Winn	.342
Matt Joyce	.342

### Slugging Pct. (min. 1,200 PA)

Brandon Lowe	.518
Austin Meadows	.492
Fred McGriff	.484
Carlos Peña	.483
Evan Longoria	.483
Aubrey Huff	.477
Jonny Gomes	.455
Jorge Cantú	.448
Carl Crawford	.444
Rocco Baldelli	.444

### Games

Evan Longoria	1,435
Carl Crawford	1,235
Ben Zobrist	1,064
B.J. Upton	966
Kevin Kiermaier	851
Aubrey Huff	799
Carlos Peña	726
Matt Joyce	633
Toby Hall	586
Fred McGriff	577

### At-Bats

Evan Longoria	5,450
Carl Crawford	4,992
Ben Zobrist	3,850
B.J. Upton	3,568
Aubrey Huff	3,028
Kevin Kiermaier	2,847
Carlos Peña	2,432
Desmond Jennings	2,076
Fred McGriff	2,074
Toby Hall	2,050

### Home Runs

Evan Longoria	261
Carlos Peña	163
Aubrey Huff	128
B.J. Upton	118
Ben Zobrist	114
Carl Crawford	104
Fred McGriff	99
Matt Joyce	76
Brandon Lowe	76
Kevin Kiermaier	75

### Triples

Carl Crawford	105
Kevin Kiermaier	51
Ben Zobrist	32
Randy Winn	28
Desmond Jennings	22
Akinori Iwamura	21
B.J. Upton	20
Evan Longoria	19
Rocco Baldelli	17
Julio Lugo	15

### Doubles

Evan Longoria	338
Ben Zobrist	229
Carl Crawford	215
B.J. Upton	202
Aubrey Huff	172
Kevin Kiermaier	132
Carlos Peña	113
Toby Hall	112
Matt Joyce	111
Julio Lugo	107

### Hits

Carl Crawford	1,480
Evan Longoria	1,471
Ben Zobrist	1,016
B.J. Upton	910
Aubrey Huff	870
Kevin Kiermaier	709
Fred McGriff	603
Carlos Peña	559
Julio Lugo	550
Toby Hall	538

### Runs

Evan Longoria	780
Carl Crawford	765
Ben Zobrist	565
B.J. Upton	539
Carlos Peña	402
Aubrey Huff	400
Kevin Kiermaier	382
Desmond Jennings	311
Julio Lugo	283
Fred McGriff	277

### RBI

Evan Longoria	892
Carl Crawford	592
Ben Zobrist	511
Carlos Peña	468
Aubrey Huff	449
B.J. Upton	447
Fred McGriff	359
Kevin Kiermaier	294
Matt Joyce	280
Toby Hall	251

### Walks

Evan Longoria	569
Ben Zobrist	542
Carlos Peña	460
B.J. Upton	430
Fred McGriff	305
Carl Crawford	293
Matt Joyce	268
Aubrey Huff	247
Kevin Kiermaier	222
Desmond Jennings	219



### Strikeouts

Evan Longoria	1,220
B.J. Upton	1,020
Carlos Peña	811
Carl Crawford	768
Ben Zobrist	701
Kevin Kiermaier	675
Steven Souza Jr.	482
Desmond Jennings	481
Matt Joyce	468
Fred McGriff	433

### Extra-Base Hits

Evan Longoria	618
Carl Crawford	424
Ben Zobrist	375
B.J. Upton	340
Aubrey Huff	309
Carlos Peña	283
Kevin Kiermaier	258
Fred McGriff	202
Matt Joyce	197
Desmond Jennings	176

### Stolen Bases

Carl Crawford	409
B.J. Upton	232
Kevin Kiermaier	106
Ben Zobrist	102
Desmond Jennings	95
Julio Lugo	88
Randy Winn	80
Miguel Cairo	69
Jason Bartlett	61
Rocco Baldelli	59

### Total Bases

Evan Longoria	2,630
Carl Crawford	2,217
Ben Zobrist	1,651
B.J. Upton	1,506
Aubrey Huff	1,444
Carlos Peña	1,175
Kevin Kiermaier	1,168
Fred McGriff	1,004
Matt Joyce	844
Desmond Jennings	816

### Sacrifice Flies

Evan Longoria	76
Ben Zobrist	46
Carl Crawford	35
B.J. Upton	30
Matt Joyce	28
Carlos Peña	27
Toby Hall	26
Aubrey Huff	26
John Flaherty	20
Jonny Gomes	19

### Sacrifice Hits

Carl Crawford	31
Miguel Cairo	24
Dioner Navarro	24
Sean Rodríguez	24
Desmond Jennings	22
Jason Bartlett	20
Julio Lugo	20
Randy Winn	20
Ben Zobrist	19
3 tied	15

## DID YOU KNOW?

# TAMPA BAY RAYS EXPANSION DRAFT SELECTIONS NOVEMBER 18, 1997

### ROUND 1

1. Tony Saunders, LHP  
Florida
2. Quinton McCracken, OF  
Colorado
3. Bobby Abreu, OF  
Houston
4. Miguel Cairo, 2B  
Chicago (NL)
5. Rich Butler, OF  
Toronto
6. Bobby Smith, 3B  
Atlanta
7. Jason Johnson, RHP  
Pittsburgh
8. Dmitri Young, OF/1B  
Cincinnati
9. Esteban Yan, RHP  
Baltimore
10. Mike DiFelice, C  
St. Louis
11. Bubba Trammell, OF  
Detroit
12. Andy Sheets, SS  
Seattle
13. Dennis Springer, RHP  
Anaheim

### ROUND 2

14. Dan Carlson, RHP  
San Francisco
15. Brian Boehringer, RHP  
New York (AL)
16. Mike Duvall, LHP  
Florida
17. John LeRoy, RHP  
Atlanta
18. Jim Mecir, RHP  
Boston
19. Bryan Rekar, RHP  
Colorado
20. Rick Gorecki, RHP  
Los Angeles
21. Ramón Tatis, LHP  
Chicago (NL)
22. Kerry Robinson, OF  
St. Louis
23. Steve Cox, 1B  
Oakland
24. Albie Lopez, RHP  
Cleveland
25. José Paniagua, RHP  
Montreal
26. Carlos Mendoza, OF  
New York (NL)

### ROUND 3

27. Ryan Karp, LHP  
Philadelphia
28. Santos Hernandez, RHP  
San Francisco
29. Randy Winn, OF  
Florida
30. Terrell Wade, LHP  
Atlanta
31. Aaron Ledesma, SS  
Baltimore
32. Brooks Kieschnick, 1B  
Chicago (NL)
33. Luke Wilcox, OF  
New York (AL)
34. Herbert Perry, 1B  
Cleveland
35. Vaughn Eshelman, LHP  
Oakland





## PITCHING LEADERS

### ERA (min. 300 IP)

David Price	3.18
Blake Snell	3.24
Alex Cobb	3.50
Chris Archer	3.71
Jeremy Hellickson	3.78
Jake Odorizzi	3.82
Matt Garza	3.86
Matt Moore	3.88
James Shields	3.89
Scott Kazmir	3.92

### Games

Jake McGee	297
Joel Peralta	296
Grant Balfour	274
Esteban Yan	266
Dan Wheeler	258
J.P. Howell	252
Travis Harper	240
James Shields	218
Roberto Hernández	207
Alex Colomé	196

### Games Started

James Shields	217
Chris Archer	182
David Price	170
Scott Kazmir	144
Jake Odorizzi	124
Alex Cobb	115
Jeremy Hellickson	108
Blake Snell	108
Matt Garza	94
Matt Moore	94

### Innings Pitched

James Shields	1,454.2
David Price	1,143.2
Chris Archer	1,082.1
Scott Kazmir	834.0
Alex Cobb	700.0
Jake Odorizzi	698.0
Jeremy Hellickson	640.0
Matt Garza	592.1
Blake Snell	556.0
Jeff Niemann	544.1

### Wins

James Shields	87
David Price	82
Chris Archer	55
Scott Kazmir	55
Alex Cobb	48
Blake Snell	42
Jeremy Hellickson	40
Jeff Niemann	40
Jake Odorizzi	40
Matt Moore	39

### Losses

James Shields	73
Chris Archer	69
David Price	47
Scott Kazmir	44
Jake Odorizzi	37
Bryan Rekar	37
Ryan Rupe	37
Jeremy Hellickson	36
Alex Cobb	35
5 tied	31

### Winning Pct. (min. 50 Dec.)

David Price	.636 (82-47)
Ryan Yarbrough	.617 (37-23)
Jeff Niemann	.606 (40-26)
Blake Snell	.583 (42-30)
Matt Moore	.582 (39-28)
Alex Cobb	.578 (48-35)
Victor Zambrano	.565 (35-27)
Wade Davis	.560 (28-22)
Scott Kazmir	.556 (55-44)
James Shields	.544 (87-73)

### Strikeouts

James Shields	1,250
Chris Archer	1,167
David Price	1,065
Scott Kazmir	874
Blake Snell	648
Jake Odorizzi	639
Alex Cobb	570
Matt Moore	494
Matt Garza	467
Jeremy Hellickson	463

### Saves

Roberto Hernández	101
Alex Colomé	95
Fernando Rodney	85
Danys Báez	71
Rafael Soriano	45
Brad Boxberger	43
Esteban Yan	42
Troy Percival	34
Lance Carter	29
3 tied	26

### Complete Games

James Shields	19
David Price	10
Matt Garza	6
Joe Kennedy	6
Albie Lopez	5
Rolando Arrojo	4
Mark Hendrickson	4
Jeff Niemann	4
Tanyon Sturtze	4
5 tied	3

### Shutouts

James Shields	8
Chris Archer	3
Matt Garza	3
Jeff Niemann	3
Rolando Arrojo	2
Joe Kennedy	2
Albie Lopez	2
David Price	2
Bobby Witt	2
14 tied	1

### Lowest Opp Avg. (min. 300 IP)

Blake Snell	.223
David Price	.233
Jake Odorizzi	.235
Chris Archer	.238
Victor Zambrano	.241
Matt Garza	.242
J.P. Howell	.242
Matt Moore	.243
Jeremy Hellickson	.245
Alex Cobb	.246



# SINGLE-SEASON LEADERS

## BATTING LEADERS

### Batting Avg. (min. 502 PA)

Jason Bartlett, 2009	.320
Carl Crawford, 2007	.315
Aubrey Huff, 2003	.311
Fred McGriff, 1999	.310
Carl Crawford, 2010	.307
Casey Kotchman, 2011	.306
Carl Crawford, 2009	.305
Carl Crawford, 2006	.305
Carl Crawford, 2005	.301
Joey Wendle, 2018	.300

### On-Base Pct. (min. 502 PA)

Carlos Peña, 2007	.411
Ben Zobrist, 2009	.405
Fred McGriff, 1999	.405
Jason Bartlett, 2009	.389
B.J. Upton, 2007	.386
B.J. Upton, 2008	.383
Casey Kotchman, 2011	.378
Ben Zobrist, 2012	.377
Carlos Peña, 2008	.377
Fred McGriff, 2000	.373

### Slugging Pct. (min. 502 PA)

Carlos Peña, 2007	.627
José Canseco, 1999	.563
Austin Meadows, 2019	.558
Aubrey Huff, 2003	.555
Fred McGriff, 1999	.552
Ben Zobrist, 2009	.543
Carlos Peña, 2009	.537
Evan Longoria, 2008	.531
Evan Longoria, 2009	.526
Brandon Lowe, 2021	.523

### Games

Evan Longoria, 2014	162
Delmon Young, 2007	162
Aubrey Huff, 2003	162
Evan Longoria, 2016	160
Evan Longoria, 2015	160
Evan Longoria, 2013	160
Carlos Peña, 2012	160
James Loney, 2013	158
Julio Lugo, 2005	158
Fred McGriff, 2000	158

### At-Bats

Delmon Young, 2007	645
Carl Crawford, 2005	644
Rocco Baldelli, 2003	637
Aubrey Huff, 2003	636
Evan Longoria, 2016	633
Gerald Williams, 2000	632
Carl Crawford, 2003	630
Akinori Iwamura, 2008	627
Carl Crawford, 2004	626
Evan Longoria, 2014	624

### Home Runs

Carlos Peña, 2007	46
Brandon Lowe, 2021	39
Carlos Peña, 2009	39
Logan Morrison, 2017	38
Evan Longoria, 2016	36
Aubrey Huff, 2003	34
José Canseco, 1999	34
Mike Zunino, 2021	33
Austin Meadows, 2019	33
Evan Longoria, 2009	33

### Triples

Carl Crawford, 2004	19
Carl Crawford, 2006	16
Carl Crawford, 2005	15
Carl Crawford, 2010	13
Kevin Kiermaier, 2015	12
Mallex Smith, 2018	10
Carl Crawford, 2008	10
Akinori Iwamura, 2007	10
6 tied	9

### Doubles

Aubrey Huff, 2003	47
Ben Zobrist, 2011	46
Evan Longoria, 2010	46
Evan Longoria, 2009	44
Evan Longoria, 2016	41
Julio Lugo, 2004	41
Jorge Cantú, 2005	40
Evan Longoria, 2013	39
Ben Zobrist, 2012	39
Randy Winn, 2002	39

### Hits

Aubrey Huff, 2003	198
Carl Crawford, 2005	194
Delmon Young, 2007	186
Carl Crawford, 2009	185
Carl Crawford, 2004	185
Carl Crawford, 2010	184
Carl Crawford, 2007	184
Rocco Baldelli, 2003	184
Carl Crawford, 2006	183
Julio Lugo, 2005	182

### Runs

Carl Crawford, 2010	110
Carl Crawford, 2004	104
Carl Crawford, 2005	101
Evan Longoria, 2009	100
Ben Zobrist, 2011	99
Carlos Peña, 2007	99
Brandon Lowe, 2021	97
Evan Longoria, 2010	96
Carl Crawford, 2009	96
Randy Arozarena, 2021	94

### RBI

Carlos Peña, 2007	121
Jorge Cantú, 2005	117
Evan Longoria, 2009	113
Aubrey Huff, 2003	107
Austin Meadows, 2021	106
Fred McGriff, 2000	106
Evan Longoria, 2010	104
Aubrey Huff, 2004	104
Fred McGriff, 1999	104
Carlos Peña, 2008	102

### Walks

Carlos Peña, 2007	103
Ben Zobrist, 2012	97
B.J. Upton, 2008	97
Carlos Peña, 2008	96
Ben Zobrist, 2010	92
Ben Zobrist, 2009	91
Fred McGriff, 2000	91
4 tied	87



Strikeouts	
Carlos Peña, 2012	182
Steven Souza Jr., 2017	179
Randy Arozarena, 2021	170
B.J. Upton, 2012	169
Brandon Lowe, 2021	167
Carlos Peña, 2008	166
B.J. Upton, 2010	164
Carlos Peña, 2009	163
Evan Longoria, 2013	162
B.J. Upton, 2011	161

Total Bases	
Aubrey Huff, 2003	353
Evan Longoria, 2016	330
Evan Longoria, 2009	307
Carlos Peña, 2007	307
Evan Longoria, 2013	306
Carl Crawford, 2005	302
Carl Crawford, 2010	297
Jorge Cantú, 2005	297
Austin Meadows, 2019	296
Aubrey Huff, 2004	296

Extra-Base Hits	
Aubrey Huff, 2003	84
Evan Longoria, 2016	81
Evan Longoria, 2009	77
Carlos Peña, 2007	76
Evan Longoria, 2013	74
Evan Longoria, 2010	73
Ben Zobrist, 2011	72
Brandon Lowe, 2021	70
Austin Meadows, 2019	69
Jorge Cantú, 2005	69

Sacrifice Flies	
Evan Longoria, 2017	12
Ben Zobrist, 2010	12
Joey Wendle, 2018	10
Evan Longoria, 2010	10
John Flaherty, 1999	10
6 tied	9

Stolen Bases	
Carl Crawford, 2009	60
Carl Crawford, 2004	59
Carl Crawford, 2006	58
Carl Crawford, 2003	55
Carl Crawford, 2007	50
Carl Crawford, 2010	47
Carl Crawford, 2005	46
B.J. Upton, 2008	44
B.J. Upton, 2010	42
B.J. Upton, 2009	42

Sacrifice Hits	
Félix Martínez, 2000	12
Jason Bartlett, 2010	11
Miguel Cairo, 1998	11
Randy Winn, 1998	11
Nick Green, 2005	10
Dave Martínez, 1999	10
Desmond Jennings, 2014	9
Carl Crawford, 2006	9
Gerald Williams, 2000	9
Quinton McCracken, 1998	9

## DID YOU KNOW?

## TRIPLE PLAYS

The Rays have pulled off three triple plays in club history. The most recent came on Sep 27, 2011 vs. NYY when Russell Martin grounded into a 5-4-3 triple play (Evan Longoria to Ben Zobrist to Sean Rodríguez).

On Sep 2, 2006 vs. SEA, the Rays pulled off their second triple play, the first at Tropicana Field, in the top of the 1st inning. With runners on first and third, J.P. Howell threw a strike on a 3-2 count to Raul Ibañez for the first out. Catcher Dioner Navarro threw the ball to shortstop Ben Zobrist to get Adrián Beltré, who was running from first on the pitch. Zobrist then threw back to Navarro to nail José López as he tried to score from third to complete the triple play. It was the first 2-6-2 triple play in major league history.

On Sep 13, 2002 at TOR, the Rays executed the first triple play in club history (L-4-6-3) with Dewon Brazelton on the mound in his major league debut.

Rays opponents have also turned three triple plays, and Sean Rodríguez was the batter in the two most recent. Both of Rodríguez's were of the 5-4-3 variety—April 17, 2014 vs. NYY and Aug 16, 2011 at BOS—making him the first player to hit into a pair of triple plays since ATL Chipper Jones (2007, 1996) and before that, SD Tony Gwynn (1995, 1991). In 2011, Rodríguez became the first player since STL Gregg Jefferies in 1993 to hit into a triple play and participate in one defensively in the same season.

On June 11, 2006 at KC, the Royals turned an 8-1-6-5 triple play when Russell Branan's apparent sacrifice fly was nullified upon appeal, when it was ruled that Aubrey Huff had left third base early on the tag-up. Rocco Baldelli was also caught on the play trying to advance from first to second base.



## PITCHING LEADERS

### ERA (min. 162 IP)

Blake Snell, 2018	1.89
David Price, 2012	2.56
David Price, 2010	2.72
James Shields, 2011	2.82
Alex Cobb, 2014	2.87
Jeremy Hellickson, 2011	2.95
Charlie Morton, 2019	3.05
Jeremy Hellickson, 2012	3.10
David Price, 2014	3.11
Chris Archer, 2015	3.23

### Games

Randy Choate, 2010	85
Joel Peralta, 2013	80
Joel Peralta, 2012	76
Fernando Rodney, 2012	76
Shawn Camp, 2006	75
Sergio Romo, 2018	73
Jake McGee, 2014	73
Grant Balfour, 2009	73
Roberto Hernández, 1999	72
3 tied	71

### Games Started

Chris Archer, 2017	34
Chris Archer, 2015	34
David Price, 2011	34
Scott Kazmir, 2007	34
9 tied	33

### Innings Pitched

James Shields, 2011	249.1
James Shields, 2012	227.2
David Price, 2011	224.1
Tanyon Sturtze, 2002	224.0
James Shields, 2009	219.2
James Shields, 2008	215.0
James Shields, 2007	215.0
Chris Archer, 2015	212.0
David Price, 2012	211.0
David Price, 2010	208.2

### Wins

Blake Snell, 2018	21
David Price, 2012	20
David Price, 2010	19
Matt Moore, 2013	17
Charlie Morton, 2019	16
Ryan Yarbrough, 2018	16
James Shields, 2011	16
James Shields, 2012	15
Matt Garza, 2010	15
3 tied	14

### Losses

Chris Archer, 2016	19
Tanyon Sturtze, 2002	18
James Shields, 2010	15
Edwin Jackson, 2007	15
Mark Hendrickson, 2004	15
Bobby Witt, 1999	15
Tony Saunders, 1998	15
Wilson Álvarez, 1998	14
6 tied	13

### Winning Pct. (min. 15 Dec.)

Matt Moore, 2013	.810
Blake Snell, 2018	.808
David Price, 2012	.800
David Price, 2010	.760
Charlie Morton, 2019	.727
Ryan Yarbrough, 2018	.727
Jeff Niemann, 2009	.684
Ryan Yarbrough, 2019	.647
Erasmó Ramírez, 2015	.647
James Shields, 2008	.636

### Strikeouts

Chris Archer, 2015	252
Chris Archer, 2017	249
Charlie Morton, 2019	240
Scott Kazmir, 2007	239
Chris Archer, 2016	233
James Shields, 2011	225
James Shields, 2012	223
Blake Snell, 2018	221
David Price, 2011	218
David Price, 2012	205

### Saves

Fernando Rodney, 2012	48
Alex Colomé, 2017	47
Rafael Soriano, 2010	45
Roberto Hernández, 1999	43
Brad Boxberger, 2015	41
Danys Báez, 2005	41
Alex Colomé, 2016	37
Fernando Rodney, 2013	37
Roberto Hernández, 2000	32
Danys Báez, 2004	30

### Complete Games

James Shields, 2011	11
Joe Kennedy, 2002	5
David Price, 2013	4
Tanyon Sturtze, 2002	4
Albie Lopez, 2000	4
6 tied	3

### Shutouts

James Shields, 2011	4
Chris Archer, 2013	2
James Shields, 2012	2
Jeff Niemann, 2009	2
Matt Garza, 2008	2
James Shields, 2008	2
Bobby Witt, 1999	2
Rolando Arrojo, 1998	2
23 tied	1

### Lowest Opp Avg. (min. 162 IP)

Blake Snell, 2018	.178
Jeremy Hellickson, 2011	.210
Charlie Morton, 2019	.215
James Shields, 2011	.217
Chris Archer, 2015	.220
David Price, 2010	.221
David Price, 2012	.226
David Price, 2011	.230
Alex Cobb, 2014	.231
Jake Odorizzi, 2015	.231



# RAYS RECORDS AT TROPICANA FIELD

## BATTING LEADERS / ALL-TIME

### Batting Avg. (min. 500 PA)

Carl Crawford	.304
Akinori Iwamura	.297
Fred McGriff	.293
Jorge Cantú	.293
Jason Bartlett	.290
Yandy Díaz	.285
Aubrey Huff	.285
Randy Winn	.284
Rocco Baldelli	.284
James Loney	.280

### Home Runs

Evan Longoria	129
Carlos Peña	85
Aubrey Huff	69
B.J. Upton	60
Ben Zobrist	55
Carl Crawford	53
Fred McGriff	52
Brandon Lowe	35
Kevin Kiermaier	33
2 tied	31

### RBI

Evan Longoria	419
Carl Crawford	298
Carlos Peña	243
Aubrey Huff	240
Ben Zobrist	232
B.J. Upton	215
Fred McGriff	180
Kevin Kiermaier	157
Matt Joyce	137
Toby Hall	114

## BATTING LEADERS / SINGLE SEASON

### Batting Avg. (min. 200 PA)

Mallex Smith, 2018	.347
Fred McGriff, 1999	.344
Carl Crawford, 2004	.332
Aubrey Huff, 2002	.328
Matt Duffy, 2018	.325
Randy Winn, 2002	.325
Evan Longoria, 2010	.324
Carl Crawford, 2003	.319
Casey Kotchman, 2011	.315
Ben Zobrist, 2009	.312

### Home Runs

Carlos Peña, 2007	23
Brad Miller, 2016	22
Brandon Lowe, 2021	19
Carlos Peña, 2009	19
Carlos Peña, 2010	18
Ben Zobrist, 2009	18
Ty Wigginton, 2006	18
Fred McGriff, 1999	18
4 tied	17

### RBI

Jorge Cantú, 2005	61
Carlos Peña, 2007	59
Carlos Peña, 2008	57
Ben Zobrist, 2009	56
Aubrey Huff, 2004	55
Evan Longoria, 2009	54
Fred McGriff, 1999	54
Aubrey Huff, 2003	53
Austin Meadows, 2021	52
2 tied	51

## DID YOU KNOW?

### HOW TO FIGURE BASEBALL STATISTICS

#### Earned Run Average: (ER\*9)/IP

Earned runs multiplied by 9, then divided by innings pitched (0.1 IP=.333, 0.2 IP=.667).

#### Batting Average: H/AB

Hits divided by at-bats.

#### Slugging Percentage: TB/AB

Total bases divided by at-bats (single=1 base, double=2 bases, triple=3 bases, home run=4 bases).

#### Fielding Percentage: (PO+A)/(PO+A+E)

Putouts plus assists divided by total chances (putouts plus assists plus errors).

#### On-Base Percentage:

#### (H+BB+HBP)/(AB+BB+HBP+SF)

Hits plus walks plus hit-by-pitch divided by at-bats plus walks plus hit-by-pitch plus sacrifice flies.

#### Win-Loss Percentage

Wins divided by total games played.

#### Magic Numbers

Compute the number of games remaining, add one, then subtract the number of games ahead in the loss column of the standings of the closest opponent.



## PITCHING LEADERS / ALL-TIME

### Wins

James Shields	47
David Price	35
Scott Kazmir	26
Chris Archer	23
Alex Cobb	23
Blake Snell	23
Matt Moore	21
Jake Odorizzi	21
Matt Garza	20
Jeremy Hellickson	20

### ERA (min. 200 IP)

Blake Snell	2.51
David Price	2.89
Alex Cobb	3.10
Matt Garza	3.21
Chris Archer	3.31
James Shields	3.34
Jake Odorizzi	3.38
Wade Davis	3.44
Jeremy Hellickson	3.59
Scott Kazmir	3.67

### Strikeouts

James Shields	693
Chris Archer	609
David Price	551
Scott Kazmir	460
Jake Odorizzi	354
Blake Snell	330
Alex Cobb	317
Matt Moore	271
Jeremy Hellickson	258
Matt Garza	250

## PITCHING LEADERS / SINGLE SEASON

### Wins

Blake Snell, 2018	10
Ryan Yarbrough, 2018	9
James Shields, 2011	9
David Price, 2010	9
Charlie Morton, 2019	8
James Shields, 2012	8
Matt Garza, 2010	8
David Price, 2009	8
Scott Kazmir, 2008	8
James Shields, 2008	8

### ERA (min. 50 IP)

Blake Snell, 2018	1.27
David Price, 2012	1.81
Scott Kazmir, 2006	1.91
David Price, 2010	1.96
Josh Fleming, 2021	2.28
James Shields, 2011	2.36
Alex Cobb, 2017	2.46
Jeremy Hellickson, 2011	2.54
3 tied	2.59

### Strikeouts

Chris Archer, 2015	144
Charlie Morton, 2019	143
Scott Kazmir, 2007	137
Chris Archer, 2017	135
David Price, 2011	129
James Shields, 2012	128
James Shields, 2011	124
Chris Archer, 2016	123
James Shields, 2010	109
David Price, 2010	107

### DID YOU KNOW?

## RAYS TO STEAL HOME

PLAYER	DATE
Randy Winn	June 30, 1998 vs. ATL
Greg Vaughn	Aug 21, 2000 at CHW
Aubrey Huff *	Sep 6, 2003 vs. OAK
Geoff Blum	May 2, 2004 vs. OAK
Carl Crawford *	July 5, 2006 vs. BOS
B.J. Upton *	Sep 17, 2007 at LAA
B.J. Upton	April 8, 2008 vs. SEA
B.J. Upton *	July 8, 2009 vs. TOR
Ben Zobrist	Aug 16, 2011 at BOS (G2)
Desmond Jennings	July 3, 2012 vs. NYY
Mallex Smith	Sep 9, 2018 vs. BAL
Austin Meadows	May 31, 2019 vs. MIN
Willy Adames	June 19, 2019 vs. OAK
Randy Arozarena *	Oct 7, 2021 vs. BOS +

\* DID NOT INVOLVE A DOUBLE STEAL + POSTSEASON



# OPPONENT ALL-TIME LEADERS vs. RAYS

## BATTING LEADERS

### Batting Avg. (min. 250 PA)

Iván Rodríguez	.351
Joe Mauer	.345
Victor Martínez	.333
Bernie Williams	.330
Shea Hillenbrand	.329
Edgar Martínez	.327
Vladimir Guerrero	.324
Ramón Hernández	.319
Hideki Matsui	.314
Jerry Hairston Jr.	.313

### Home Runs

Alex Rodríguez	56
David Ortiz	53
Manny Ramírez	41
Chris Davis	33
José Bautista	32
Carlos Delgado	32
Edwin Encarnación	32
Jason Giambi	32
Mark Teixeira	27
Adam Jones	26

### Runs

Derek Jeter	184
Alex Rodríguez	157
David Ortiz	144
Johnny Damon	125
Manny Ramírez	112
Dustin Pedroia	105
Brett Gardner	102
Brian Roberts	101
Robinson Canó	100
Jason Giambi	95

### RBI

David Ortiz	178
Alex Rodríguez	160
Manny Ramírez	143
Derek Jeter	124
Jason Giambi	117
Jorge Posada	115
Johnny Damon	104
Robinson Canó	103
Hideki Matsui	99
Melvin Mora	91

### Hits

Derek Jeter	317
David Ortiz	245
Alex Rodríguez	234
Robinson Canó	210
Johnny Damon	198
Adam Jones	197
Manny Ramírez	178
Dustin Pedroia	173
Brian Roberts	168
Jacoby Ellsburly	166

### Stolen Bases

Jacoby Ellsburly	39
Brian Roberts	38
Johnny Damon	33
Brett Gardner	32
Derek Jeter	30
Rajai Davis	25
Alex Rodríguez	23
Coco Crisp	22
Ichiro Suzuki	21
Mookie Betts	20

## PITCHING LEADERS

### ERA (min. 100 IP)

Mariano Rivera	1.69
Pedro Martínez	1.99
Félix Hernández	2.19
Orlando Hernández	2.54
Clay Buchholz	2.67
Jamie Moyer	2.78
David Wells	2.80
Josh Beckett	2.89
Chris Sale	2.93
Miguel González	3.00

### Strikeouts

CC Sabathia	319
Jon Lester	189
Chris Sale	188
Rick Porcello	185
A.J. Burnett	180
Pedro Martínez	172
Roy Halladay	170
Mike Mussina	170
Andy Pettitte	170
Tim Wakefield	164

### Wins

Tim Wakefield	21
Mike Mussina	19
CC Sabathia	18
Andy Pettitte	17
Jon Lester	14
Rick Porcello	14
John Lackey	13
5 tied	12

### Saves

Mariano Rivera	64
Jonathan Papelbon	26
Zack Britton	18
Joe Nathan	18
Troy Percival	18
Craig Kimbrel	17
Roberto Osuna	17
4 tied	16

### Games Started

CC Sabathia	53
Tim Wakefield	36
Mike Mussina	33
Andy Pettitte	33
Jon Lester	32
Rick Porcello	32
Roy Halladay	31
Mark Buehrle	28
A.J. Burnett	28
Chris Tillman	28

### Home Runs Allowed

CC Sabathia	46
Chris Tillman	29
Jon Lester	28
Tim Wakefield	26
Bartolo Colón	23
Masahiro Tanaka	23
Dylan Bundy	21
Andy Pettitte	21
Wei-Yin Chen	20
Rick Porcello	20



# MONTHLY RECORDS

## RAYS BY MONTH

YEAR	MARCH	APRIL	MAY	JUNE	JULY	AUG	SEP	OCT
1998	0-1	12-13	12-16	10-17	9-16	10-20	10-16	
1999		12-12	11-16	10-16	10-17	16-12	9-18	1-2
2000		9-15	8-19	15-11	12-14	15-15	9-18	1-0
2001		8-18	7-20	9-18	11-15	13-16	9-11	5-2
2002		9-15	9-19	10-17	7-20	11-18	9-17	
2003	1-0	9-17	11-16	5-21	14-12	13-16	10-17	
2004	1-1	6-13	11-17	20-6	11-17	10-18	9-18	2-1
2005		8-16	11-18	8-18	13-14	15-13	12-14	0-2
2006		11-14	10-18	14-13	9-17	9-19	8-19	0-1
2007		11-14	11-15	11-17	7-20	15-14	11-16	
2008	1-0	14-12	19-10	16-10	13-12	21-7	13-14	
2009		9-14	16-14	19-7	12-12	15-12	11-17	2-2
2010		17-6	17-12	11-14	19-7	17-12	13-14	2-1
2011		15-12	14-13	16-11	11-15	18-10	17-10	
2012		15-8	14-14	12-15	13-13	17-11	17-10	2-1
2013		12-14	18-10	13-15	21-5	11-15	17-12	
2014	1-0	10-16	12-17	13-16	17-6	13-16	11-14	
2015		12-10	14-15	16-12	9-16	14-13	12-15	3-1
2016		11-12	11-16	11-17	9-16	14-15	10-18	2-0
2017		12-14	17-13	13-13	12-13	13-15	12-14	1-0
2018	1-2	12-12	15-13	13-14	13-12	17-10	19-9	
2019	3-1	16-8	16-11	13-16	14-12	17-10	17-8	
2020					4-4	21-7	15-9	
2021		13-14	22-6	12-14	16-8	21-6	14-13	2-1
<b>Totals</b>	<b>8-5</b> <b>.615</b>	<b>263-299</b> <b>.468</b>	<b>306-338</b> <b>.475</b>	<b>290-328</b> <b>.469</b>	<b>286-313</b> <b>.477</b>	<b>356-320</b> <b>.527</b>	<b>294-341</b> <b>.463</b>	<b>23-14</b> <b>.622</b>

### DID YOU KNOW?

## THE ORIGINAL RAYS / OPENING DAY ROSTER, 1998

### PITCHERS

Wilson Álvarez  
 Rolando Arrojo  
 Dan Carlson  
 Rick Gorecki  
 Roberto Hernández  
 Albie Lopez  
 Jim Mecir  
 Tony Saunders  
 Dennis Springer  
 Ramón Tatis  
 Esteban Yan

### CATCHERS

Mike DiFelice  
 John Flaherty

### INFIELDERS

Wade Boggs  
 Miguel Cairo  
 Aaron Ledesma  
 Fred McGriff  
 Bobby Smith  
 Paul Sorrento  
 Kevin Stocker

### OUTFIELDERS

Rich Butler  
 Mike Kelly  
 Dave Martinez  
 Quinton McCracken  
 Bubba Trammell

### MANAGER

Larry Rothschild





## BATTING LEADERS

### Hits, By Month

April	39	Rocco Baldelli *	2003
May	44	Corey Dickerson	2017
June	42	Randy Winn	2002
July	40	Julio Lugo	2005
Aug	50	Carl Crawford	2007
Sep	38	Carl Crawford	2010

### Hits, Any Month

50	Carl Crawford	Aug	2007
44	Corey Dickerson	May	2017
	Aubrey Huff	Aug	2002
43	Carl Crawford	May	2009
42	Aubrey Huff	Aug	2003
	Randy Winn	June	2002

### RBI, By Month

April	25	Ben Zobrist	2011
May	31	Evan Longoria	2009
June	27	Greg Vaughn	2001
July	27	Gerald Williams	2000
Aug	29	Carlos Peña	2008, 2009
Sep	29	Carlos Peña	2007

### RBI, Any Month

31	Evan Longoria	May	2009
29	Carlos Peña	Aug	2009
	Carlos Peña	Aug	2008
	Carlos Peña	Sep	2007
28	Austin Meadows	May	2021
	Jorge Cantú	Aug	2005

### Home Runs, By Month

April	11	Jonny Gomes	2006
May	10	Logan Morrison	2017
		Aubrey Huff	2003
June	9	Evan Longoria	2016
		José Canseco	1999
July	8	Travis d'Arnaud	2019
		Carlos Peña	2007
		Aubrey Huff	2004, 2005
		Gerald Williams	2000
Aug	12	Carlos Peña	2009
Sep	13	Carlos Peña	2007

### Home Runs, Any Month

13	Carlos Peña	Sep	2007
12	B.J. Upton	Sep	2012
	Carlos Peña	Aug	2009
11	Jonny Gomes	April	2006
10	Logan Morrison	May	2017
	Evan Longoria	Aug	2011
	Aubrey Huff	May	2003
	José Canseco	April	1999

### Batting Avg., Best Months (min. 50 AB)

.422 (38 H/90 AB)	Fred McGriff	July	1999
.414 (36/87)	Matt Joyce	May	2011
.389 (28/72)	Mallex Smith	Aug	2018
.389 (28/72)	Jason Bartlett	Aug	2008
.388 (31/80)	Jason Bartlett	May	2009
.388 (50/129)	Carl Crawford	Aug	2007

\* ROOKIE

### DID YOU KNOW?

## QUALIFYING NUMBERS

- ♦ To qualify for the batting championship, a player must have a minimum of 502 plate appearances or 3.1 plate appearances per number of his team's games.
- ♦ To qualify for the ERA title, a pitcher must have at least 162 innings pitched.
- ♦ To qualify for the fielding championship:
  - [1] a catcher must have played in at least 81 games.
  - [2] an infielder or outfielder must have played in at least 108 games.
  - [3] a pitcher must have at least 162 innings pitched.



## PITCHING LEADERS

### Innings Pitched, By Month

April	46.1	James Shields	2011
May	47.1	James Shields	2007
June	47.1	Joe Kennedy	2002
July	48.1	David Price	2013
Aug	48.2	James Shields	2011
Sep	43.0	David Price	2010

### Innings Pitched, Any Month

48.2	James Shields	Aug	2011
48.1	David Price	July	2013
47.1	James Shields	May	2007
	Joe Kennedy	June	2002
46.2	David Price	July	2014
46.1	James Shields	April	2011

### Earned Run Average, Best Months (min. 25 IP)

0.73 (3 ER/37 IP)	Chris Archer *	July	2013
0.78 (3/34.2)	Rich Hill	May	2021
0.84 (3/32.1)	Chris Archer	April	2015
1.03 (3/26.1)	Jake Odorizzi	Sep	2017
1.04 (3/26)	Blake Snell	Aug	2018
1.06 (4/34)	Jeff Niemann	July	2011
1.13 (4/32)	Matt Moore	April	2013
1.22 (5/37)	Scott Kazmir	May	2008
1.26 (5/35.2)	Blake Snell	Sep	2018
1.27 (5/35.1)	Matt Garza	Aug	2010
1.36 (5/33)	Jeremy Hellickson *	May	2011
1.43 (6/37.2)	Julio Santana	Aug	1998

### Strikeouts, By Month

April	56	Tyler Glasnow	2021
May	58	Chris Archer	2017
June	54	David Price	2014
July	46	Chris Archer	2017
		James Shields	2012
Aug	50	Chris Archer	2015
		Scott Kazmir	2007
Sep	53	Blake Snell	2018

### Wins, By Month

April	5	Matt Moore	2013
May	5	Scott Kazmir	2008
June	5	Jeremy Hellickson	2013
		David Price	2012
July	5	David Price	2013, 2014
Aug	5	Shane McClellanahan	2021
Sep	5	Blake Snell	2018

### Saves, By Month

April	9	Al Reyes	2007
May	10	Alex Colomé	2017
		Brad Boxberger	2015
June	7	Alex Colomé	2016
		Danys Báez	2004
		Roberto Hernández	1998
July	11	Rafael Soriano	2010
Aug	11	Danys Báez	2005
Sep	10	Danys Báez	2005

\* ROOKIE

### DID YOU KNOW?

## LOCAL RAYS

Twenty Tampa Bay-born players have worn a Rays uniform. Kevin Cash is the second to manage the club, joining Lou Piniella (Tampa).

### Bradenton

RHP Lance Carter, 2002-05

### Clearwater

RHP Ryan Garton, 2016-17

RHP Ryan Webb, 2016

### Dunedin

C Bobby Wilson, 2015, 2016

### Lakeland

INF Steve Pearce, 2016

LHP Ryan Yarbrough, 2018-19

### Plant City

OF Kenny Kelly, 2000

### Seminole

RHP Joey Krehbiel, 2021

OF Brett Phillips, 2020-21

### St. Petersburg

1B Casey Kotchman 2011

RHP Doug Waechter, 2003-06

RHP Ryan Weber, 2018

### Tampa

INF Christian Arroyo, 2018

C Kevin Cash, 2005

RHP Dwight Gooden, 2000

OF Matt Joyce, 2009-14

1B Tino Martinez, 2004

1B Fred McGriff, 1998-2001, 2004

INF Jason Romano, 2004

OF Ozzie Timmons, 2000



# TEAM & INDIVIDUAL FIELDING RECORDS

## SINGLE SEASON & GAME

### Most Double Plays, Team

198 1999

### Most Outfield Assists, Team

47 1998

### Best Fielding Pct., Team

.990 2013

### Fewest Errors, Team

59<sup>^</sup> 2013

### Most Errors, Team

139 2001

### Most Double Plays, Game

5 7/16/12 vs. CLE  
9/16/06 at TOR  
7/22/06 vs. BAL  
6/9/04 vs. SF (10 inn.)  
5/2/00 vs. TEX  
8/16/99 at DET  
5/18/99 at TEX  
9/17/98 vs. NYY

### Fewest Assists, Game

0# 5/17/03 at BAL  
5/1/02 at MIN

### Most Errors, Game

5 5/12/12 at BAL  
4/15/01 vs. TOR  
5/12/00 vs. TOR

### Most Errors, Inning

4 4/27/14 at CHW  
3 5/12/17 at BOS  
5/12/14 at SEA  
5/12/12 at BAL  
7/2/07 at CLE  
7/2/06 at WSH  
6/5/03 at CHC  
5/16/02 at NYY  
9/5/01 at SEA  
8/14/00 at BOS

### Most Consecutive Errorless Games

10 7/28/11-8/7/11  
8/24/10-9/4/10  
4/23/08-5/3/08

### Most Consecutive Games with an Error

11 8/29/04-9/11/04

### Most Passed Balls, Game

3 8/20/21 vs. CHW

### Most Outfield Assists, Individual, Season

18 Quinton McCracken, 1998

### Most Outfield Assists, Individual, Inning

2 J. Gomes, 9/6/05 at NYY  
R. Baldelli, 8/12/04 at BOS

### Most Outfield Assists, Game

2 (21x), last Kevin Kiermaier,  
7/29/20 at ATL

### Most Caught Stealing, Game

3 J. Jaso, 5/30/10 vs. CHW  
D. Navarro, 7/16/06 at LAA  
T. Hall, 7/13/02 vs. SEA  
J. Flaherty, 7/16/99 vs. NYM

### Most Infield Assists, 9-Inning Game

10 Miguel Cairo (2x),  
8/7/00 vs. MIN;  
7/31/98 vs. DET

### Most Errors, Game

3 (7x), last Evan Longoria,  
4/17/12 at TOR

# TIES MODERN MAJOR LEAGUE RECORD

<sup>^</sup> EXCLUDES SHORTENED 2020 SEASON

## DID YOU KNOW?

### ALL-STAR GAMES

The 2022 All-Star Game will be held on Tuesday, July 19 at Dodger Stadium in Los Angeles. It is the fourth time the Dodgers have hosted the Midsummer Classic, including the third time in Los Angeles and second at Dodger Stadium (1980). The Rays are the only current club yet to host one.

The pandemic-shortened 2020 season was the first summer in 75 years without an All-Star Game. In 1945, no Midsummer Classic was played due to World War II.

The 2023 All-Star Game will be played at T-Mobile Park in Seattle.



# SINGLE-SEASON FIELDING LEADERS

## CATCHERS

### Putouts

909	Mike Zunino	2021
837	Dioner Navarro	2008
814	Dioner Navarro	2007
764	Mike Zunino	2019
759	Toby Hall	2005

### Assists

87	John Flaherty	1999
67	Dioner Navarro	2007
60	René Rivera	2015
	Toby Hall	2003
55	Dioner Navarro	2008

### Errors

14	Dioner Navarro	2007
11	René Rivera	2015
9	Toby Hall	2005
	Toby Hall	2003
8	Mike DiFelice	2000

### Fielding Pct. (Qualifiers)

.996	Michael Perez	2020
	José Lobaton	2013
.995	Mike Zunino	2021
.994	5 tied	

## THIRD BASEMEN

### Putouts

127	Evan Longoria	2010
124	Evan Longoria	2011
121	Evan Longoria	2014
112	Evan Longoria	2009
109	Evan Longoria	2015

### Assists

302	Evan Longoria	2009
279	Evan Longoria	2013
276	Evan Longoria	2010
267	Evan Longoria	2017
262	Evan Longoria	2014

### Errors

15	Aubrey Huff	2001
14	Evan Longoria	2011
	Evan Longoria	2010
	Alex Gonzalez	2005
	Jared Sandberg	2002

### Fielding Pct. (Qualifiers)

.976	Evan Longoria	2015
.975	Evan Longoria	2016
	Akinori Iwamura	2007
.972	Evan Longoria	2013
.970	Evan Longoria	2009

## FIRST BASEMEN

### Putouts

1,300	Fred McGriff	2000
1,223	Travis Lee	2003
1,203	James Loney	2013
1,182	Carlos Peña	2012
1,150	Fred McGriff	1998

### Assists

130	Carlos Peña	2007
106	Carlos Peña	2008
100	Travis Lee	2003
98	James Loney	2013
95	Carlos Peña	2012

### Errors

13	Fred McGriff	1999
10	Carlos Peña	2009
	Fred McGriff	2000
9	James Loney	2014
	Fred McGriff	2001

### Fielding Pct. (Qualifiers)

.998	Casey Kotchman	2011
	Carlos Peña	2008
	Travis Lee	2006
	Travis Lee	2003
.997	Tino Martinez	2004

## SHORTSTOPS

### Putouts

310	Julio Lugo	2005
236	Julio Lugo	2004
229	Chris Gomez	2002
211	Julio Lugo	2003
208	Yunel Escobar	2013

### Assists

424	Julio Lugo	2005
422	Julio Lugo	2004
395	Yunel Escobar	2013
388	Willy Adames	2019
368	Félix Martínez	2000

### Errors

25	Julio Lugo	2004
24	Julio Lugo	2005
20	Jason Bartlett	2009
17	Willy Adames	2019
	Julio Lugo	2003

### Fielding Pct. (Qualifiers)

.989	Yunel Escobar	2013
.980	Chris Gomez	2002
	Asdrúbal Cabrera	2015
.979	Kevin Stocker	1998
.977	Jason Bartlett	2010

## SECOND BASEMEN

### Putouts

284	Akinori Iwamura	2008
278	Miguel Cairo	1998
253	Brent Abernathy	2002
251	Miguel Cairo	1999
218	2 tied	

### Assists

429	Miguel Cairo	1998
397	Akinori Iwamura	2008
377	Miguel Cairo	1999
350	Marlon Anderson	2003
332	Ben Zobrist	2013

### Errors

16	Miguel Cairo	1998
15	Marlon Anderson	2003
13	Jorge Cantú	2006
12	B.J. Upton	2007
	Brent Abernathy	2002

### Fielding Pct. (Qualifiers)

.993	Ben Zobrist	2013
.990	Akinori Iwamura	2008
.989	Ben Zobrist	2011
.986	Miguel Cairo	1999
.985	Logan Forsythe	2015

## OUTFIELDERS

### Putouts

923	Rocco Baldelli	2003
412	Kevin Kiermaier	2015
397	B.J. Upton	2010
394	Randy Winn	2002
382	B.J. Upton	2011

### Assists

18	Quinton McCracken	1998
16	B.J. Upton	2008
	Delmon Young	2007
15	Kevin Kiermaier	2015
14	Rocco Baldelli	2003

### Errors

10	José Cruz Jr.	2004
8	Rocco Baldelli	2004
7	Carlos Gómez	2018
	B.J. Upton	2008
	Delmon Young	2007

### Fielding Pct. (Qualifiers)

1.000	Kevin Kiermaier	2020
	Tommy Pham	2019
	Desmond Jennings	2014
	Desmond Jennings	2012
	Ben Zobrist	2010



## CAREER STARTS BY POSITION

### Catcher

Toby Hall	550
John Flaherty	442
Dioner Navarro	416
José Molina	237
Mike DiFelice	234

### First Base

Carlos Peña	666
Fred McGriff	482
James Loney	383
Travis Lee	338
Steve Cox	201

### Second Base

Ben Zobrist	485
Miguel Cairo	349
Logan Forsythe	299
Brandon Lowe	239
Akinori Iwamura	215

### Shortstop

Julio Lugo	485
Jason Bartlett	380
Willy Adames	305
Yunel Escobar	283
Kevin Stocker	219

### Third Base

Evan Longoria	1,336
Aubrey Huff	272
Jared Sandberg	173
Matt Duffy	162
Wade Boggs	147

### Left Field

Carl Crawford	1,127
Desmond Jennings	207
Greg Vaughn	159
Tommy Pham	158
Corey Dickerson	156

### Center Field

B.J. Upton	794
Kevin Kiermaier	703
Rocco Baldelli	374
Randy Winn	326
Desmond Jennings	306

### Right Field

Steven Souza Jr.	345
Matt Joyce	303
Ben Zobrist	250
Aubrey Huff	198
Dave Martinez	191

### DID YOU KNOW?

## PLAYERS TO HOMER IN THEIR FIRST AT-BAT WITH THE RAYS

PLAYER	DATE	PITCH COUNT
Bubba Trammell	April 3, 1998 vs. CHW	0-2 pitch off James Baldwin
Esteban Yan <sup>[1][2]</sup>	June 5, 2000 at NYM	first pitch off Bobby J. Jones
Gerald Williams <sup>[2]</sup>	April 3, 2000 at MIN	first pitch off Brad Radke
Terry Shumpert <sup>[2]</sup>	March 31, 2003 vs. BOS	1-0 pitch off Alan Embree
George Lombard <sup>[2]</sup>	April 19, 2003 at BAL	1-0 pitch off Rodrigo López
Kevin Cash <sup>[2]</sup>	June 15, 2005 vs. MIL	first pitch off Victor Santos
Elijah Dukes	April 2, 2007 at NYY	1-1 pitch off Carl Pavano
Brendan Harris	April 7, 2007 vs. TOR	1-2 pitch off Tomo Ohka
Dan Johnson <sup>[2]</sup>	Sep 10, 2008 at BOS	3-2 pitch off Jonathan Papelbon
Brandon Guyer <sup>[1][2]</sup>	May 6, 2011 at BAL	3-1 pitch off Zack Britton
Brandon Allen	April 26, 2012 vs. LAA	2-2 pitch off Jordan Walden
Ryan Roberts	July 25, 2012 at BAL	first pitch off Miguel González
Jake Elmore <sup>[2]</sup>	April 22, 2015 vs. BOS	2-2 pitch off Edward Mujica
Shane Peterson <sup>[2]</sup>	April 14, 2017 at BOS	2-2 pitch off Rick Porcello

[1] FIRST MAJOR LEAGUE PLATE APPEARANCE [2] FIRST PA WITH RAYS



# HOME RUN RECORDS

## RAYS GRAND SLAMS : 82

PLAYER	GAME	PITCHER
P. Sorrento	5/3/98 at CLE	C. Nagy
P. Sorrento (2)	6/27/98 at PHI	C. Schilling
W. Boggs	9/13/98 vs. TEX	E. Loaiza
T. Lowery	8/18/99 at DET	D. Borkowski
R. Winn	10/3/99 vs. NYY	J. Juden
F. McGriff	4/3/00 at MIN	B. Radke
F. McGriff (2)	5/17/00 at TEX	D. Davis
J. Guillén	6/25/00 at TEX	K. Rogers
S. Cox	6/27/00 vs. TOR	K. Escobar
B. Grieve	6/12/01 vs. PHI	E. Oropesa
G. Vaughn	6/26/01 at BOS	R. Arrojo
G. Vaughn (2)	7/22/01 vs. TEX	P. Mahomes
B. Grieve (2)	7/27/01 at TEX	R. Bell
R. Winn (2)	4/4/02 vs. DET	J. Miller
J. Flaherty	5/28/02 vs. SEA	J. Pineiro
J. Sandberg	7/30/02 vs. BAL	J. Stephens
J. Lugo	6/13/03 vs. PIT	B. Boehringer
M. Anderson	6/24/03 vs. NYY	A. Reyes
D. Rolls	7/24/03 at BOS	C. Fox
R. Baldelli	7/22/04 at MIN	J. Rincón
T. Hall	8/4/04 vs. BOS	B. Arroyo
E. Perez	6/8/05 at CIN	E. Milton
A. Huff	7/22/05 vs. BAL	B. Chen
A. Huff (2)	7/26/05 vs. BOS	C. Bradford
J. Gomes	4/12/06 vs. BAL	S. Rleal
J. Cantú	7/21/06 vs. BAL	A. Loewen
C. Crawford	4/24/07 vs. NYY	M. Myers
C. Peña	6/12/07 vs. SD	D. Brocaïl
D. Navarro	7/20/07 at NYY	E. Ramirez
J. Gomes (2)	8/7/07 at DET	J. Grilli
C. Peña	9/5/07 vs. BAL	F. Cabrera
J. Velandia	9/25/07 vs. NYY	B. Bruney
D. Navarro (2)	5/8/08 at TOR	S. Camp
C. Crawford	6/19/08 vs. CHC	S. Eyre
E. Longoria	7/19/08 vs. TOR	R. Halladay
B. Zobrist	8/29/08 vs. BAL	F. Cabrera
B. Zobrist	9/13/08 at NYY	S. Ponson
C. Peña	4/13/09 vs. NYY	J. Albaladejo
B. Zobrist	4/17/09 vs. CHW	M. Thornton
E. Longoria	5/1/09 vs. BOS	J. Masterson
B. Zobrist	6/3/09 vs. KC	B. Bannister
G. Zoun	8/16/09 vs. TOR	B. League

PLAYER	GAME	PITCHER
C. Crawford (3)	6/2/10 at TOR	S. Downs
C. Peña	6/8/10 vs. TOR	R. Lewis
M. Joyce	7/3/10 at MIN	M. Guerrier
M. Joyce	7/26/10 vs. DET	M. Scherzer
J. Bartlett	8/5/10 vs. MIN	R. Mahay
K. Shoppach	8/14/10 vs. BAL	B. Matusz
B. Hawpe	9/11/10 at TOR	R. Romero
B. Zobrist (5)	7/15/11 vs. BOS	A. Miller
B. Upton	9/11/11 vs. BOS	M. Albers
C. Peña (5)	4/6/12 vs. NYY	C. Sabathia
L. Scott	4/18/12 at TOR	C. Villanueva
M. Joyce	5/19/12 vs. ATL	R. Delgado
M. Joyce (4)	5/25/12 at BOS	J. Lester
E. Longoria (3)	5/6/13 vs. TOR	M. Buehrle
W. Myers	6/22/13 at NYY	C. Sabathia
K. Kiermaier	7/9/14 vs. KC	Y. Ventura
J. Butler	10/4/15 vs. TOR	M. Buehrle
C. Dickerson	5/11/16 at SEA	T. Walker
L. Morrison	4/14/17 at BOS	R. Porcello
C. Rasmus	5/10/17 vs. KC	P. Moylan
S. Souza Jr.	6/18/17 at DET	B. Farmer
W. Ramos	9/22/17 at BAL	U. Jimenez
D. Robertson	5/19/18 at LAA	A. Heaney
K. Kiermaier (2)	6/25/18 vs. WSH	G. Gonzalez
D. Robertson (2)	7/22/18 vs. MIA	K. Barraclough
J. Choi	9/7/18 vs. BAL	R. Meisinger
T. Pham	5/6/19 vs. ARI	M. Kelly
W. Adames	6/4/19 at DET	B. Farmer
T. d'Arnaud	7/21/19 vs. CHW	D. Cease
A. Meadows	8/23/19 at BAL	T. Blach
W. Adames (2)	8/30/20 at MIA	R. Dugger
F. Mejía	5/21/21 at TOR	J. Beasley
J. Wendle	5/24/21 at TOR	T. Thornton
R. Arozarena	6/13/21 vs. BAL	C. Valdez
B. Lowe	7/5/21 vs. CLE	L. Allen
B. Phillips	7/29/21 vs. NYY	A. Abreu
B. Lowe (2)	8/7/21 at BAL	C. Valdez
B. Phillips	8/8/21 at BAL	D. Tate
B. Phillips (3)	8/11/21 at BOS	P. Valdez
J. Wendle (2)	8/29/21 at BAL	P. Fry



## INSIDE-THE-PARK HOME RUNS / RAYS : 20, OPPONENTS : 10

PLAYER	GAME	PITCHER
D. Martinez, TB	7/10/98 vs. NYY	H. Irbabu
T. Walker, MIN	9/5/99 at TB	R. Rupe
R. Winn, TB	10/3/99 vs. NYY	J. Juden
P. Konerko, CHW	4/11/00 at TB	E. Yan
L. Alicea, TEX	6/23/00 at TEX	C. Lidle
C. Gomez, TB	8/28/01 vs. SEA	R. Franklin
R. Winn, TB	5/8/02 vs. NYY	R. Clemens
A. Berroa, KC	8/1/03 at KC	J. Kennedy
A. Guiel, KC	8/1/03 at KC	G. González
R. Sánchez, TB	6/11/04 vs. COL	S. Chacon
C. Crawford, TB	4/6/05 vs. TOR	J. Towers
A. Berroa, KC	5/15/05 at KC	M. Hendrickson
C. Crawford, TB	4/13/07 at MIN	J. Santana
C. Crawford, TB	7/20/09 at CHW	G. Floyd
E. Longoria, TB	6/12/11 at BAL	J. Accardo
B. Zobrist, TB	9/25/11 vs. TOR	B. Cecil

PLAYER	GAME	PITCHER
W. Myers, TB	5/4/14 at NYY	C. Sabathia
K. Kiermaier, TB	5/31/14 at BOS	A. Wilson
D. DeJesus, TB	9/7/14 vs. BAL	B. Norris
L. Forsythe, TB	7/8/15 at KC	J. Guthrie
J. Dyson, KC	7/8/15 at KC	C. Archer
E. Núñez, MIN	6/2/16 at MIN	M. Moore
E. Carrera, TOR	5/6/17 vs. TOR	J. Odorizzi
E. Núñez, BOS	3/29/18 vs. BOS	C. Archer
D. Span, TB	4/28/18 at BOS	D. Price
K. Kiermaier, TB	5/23/19 at CLE	A. Plutko
A. García, TB	5/28/19 vs. TOR	C. Richard
K. Kiermaier, TB	8/13/21 at MIN	J. Gant
B. Phillips, TB	8/16/21 vs. BAL	P. Fry
A. Meadows, TB	9/6/21 at BOS	G. Whitlock

## RAYS PINCH-HIT HOME RUNS : 56

PLAYER	GAME	PITCHER
P. Sorrento	5/28/98 vs. SEA	S. Gajkowski
P. Sorrento (GS) (2)	6/27/98 at PHI	C. Schilling
B. Trammell	9/19/98 vs. TOR	C. Almanzar
B. Trammell	4/7/00 vs. CLE	B. Witt
B. Trammell	4/22/00 vs. ANA	K. Mercker
B. Trammell (4)	6/4/00 at NYM	R. Rodríguez
R. Winn	4/14/01 at BAL	R. Kohlmeier
R. Winn (GS) (2)	4/4/02 vs. DET	M. Miller
J. Conti	7/31/02 vs. BAL	Y. Perez
T. Shumpert	3/31/03 vs. BOS	A. Embree
A. Martin	7/20/03 vs. TEX	R. Drese
M. Anderson	8/30/03 at OAK	C. Bradford
R. Fick	4/9/04 vs. BAL	J. Julio
E. Perez	4/22/05 vs. BOS	A. Embree
J. Gomes	4/30/05 at BAL	B. Ryan
T. Lee	6/13/05 vs. MIL	R. Bottalico
T. Lee (2)	8/14/05 at CLE	B. Wickman
G. Norton	5/6/06 at OAK	J. Duchscherer
B. Upton	9/8/07 vs. TOR	J. Accardo
J. Gomes (2)	6/28/08 at PIT	D. Marte
R. Baldelli	9/6/08 at TOR	B. Ryan
D. Johnson	9/9/08 at BOS	J. Papelbon
B. Zobrist (GS)	4/17/09 vs. CHW	M. Thornton
B. Zobrist	4/28/09 at MIN	J. Nathan
B. Zobrist (3)	5/ 21/09 vs. OAK	A. Bailey
G. Kapler	6/12/09 vs. WSH	R. Villone
G. Zaun (GS)	8/16/09 vs. TOR	B. League
G. Kapler (2)	8/28/09 at DET	B. Seay
W. Aybar	9/28/09 vs. BAL	M. Albers

PLAYER	GAME	PITCHER
W. Aybar	6/29/10 at BOS	H. Okajima
M. Joyce (GS)	7/3/10 at MIN	M. Guerrier
J. Bartlett (GS)	8/5/10 vs. MIN	R. Mahay
R. Baldelli (2)	9/5/10 at BAL	M. González
W. Aybar (3)	9/14/10 vs. NYY	B. Logan
D. Johnson (2)	9/28/11 vs. NYY	C. Wade
B. Allen	4/26/12 vs. LAA	J. Walden
L. Scott	4/27/12 at TEX	M. Lowe
J. Keppinger	6/30/12 vs. DET	J. Benoit
C. Peña	8/18/12 at LAA	K. Jepsen
J. Loney	9/23/13 vs. BAL	T. Hunter
S. Rodríguez	5/25/14 vs. BOS	C. Breslow
J. Sands	6/16/14 vs. BAL	B. Matusz
T. Beckham	4/11/15 at MIA	M. Dunn
T. Beckham (2)	4/16/15 at TOR	A. Loup
B. Guyer	5/8/15 vs. TEX	A. Claudio
B. Guyer (2)	9/20/15 vs. BAL	Z. Britton
T. Motter	5/17/16 at TOR	D. Storen
L. Morrison	8/19/17 vs. SEA	E. Diaz
T. Plouffe	9/28/17 at NYY	C. Shreve
D. Robertson (GS)	7/22/18 vs. MIA	K. Barraclough
G. Heredia	4/14/19 at TOR	T. Mayza
J. Aguilar	9/17/19 at LAD	K. Maeda
B. McKay	9/22/19 vs. BOS	T. Kelley
J. Choi	5/21/21 at TOR	A. Cole
J. Wendle	6/9/21 vs. WSH	D. Hudson
B. Lowe	6/19/21 at SEA	K. Graveman



## LONGEST HOME RUNS AT TROPICANA FIELD

DISTANCE	PLAYER	DATE & OPPONENT	LOCATION
478 feet	TB Vinny Castilla	April 4, 2001 vs. BOS	LF (Party Deck)
474 feet	TB Jonny Gomes	July 9, 2005 vs. DET	CF (Batter's Eye Roof)
473 feet	TB Evan Longoria	April 6, 2010 vs. BAL	LF (Party Deck)
472 feet *	TB Mike Zunino	May 11, 2021 vs. NYY	CF (Budweiser Porch)
472 feet	TEX Ivan Rodríguez	July 22, 2001	LF
472 feet	TB José Canseco	April 22, 2000 vs. ANA	CF (C-Ring Catwalk)
471 feet *	NY Yankees Alex Rodriguez	April 17, 2015	LC (Captain Morgan Deck)
470 feet	ANA Troy Glaus	April 21, 2000	LF (C-Ring Catwalk)
469 feet *	SEA Nelson Cruz	Aug 18, 2017	LF (Party Deck)
468 feet *	MIA Marcell Ozuna	May 3, 2017	LC (Party Deck)
468 feet	TB Fred McGriff	May 5, 1999 vs. KC	RC (D-Ring Catwalk)

\* PER MLB STATCAST. DISTANCES WERE ESTIMATED BY RAYS PR STAFF PRIOR TO THE INTRODUCTION OF STATCAST IN 2015.

### DID YOU KNOW?

## CATWALK RUNDOWN

The four catwalks located above the playing surface at Tropicana Field are labeled the A-, B-, C- and D-rings, with the lowest being the D-ring. Any fair ball that hits the lower two catwalks (C, D) is a home run. A fair ball that hits one of the top two catwalks (A, B) is in play. Any fair ball that stays on one of the top two catwalks is a ground-rule double. A foul ball that hits one of the catwalks is a dead ball.

- ◆ The **D-ring** ranges from 59 feet above the playing surface in CF to 121 feet behind home plate.
- ◆ The **C-ring** ranges from 99 feet in CF to 146 feet behind home plate.
- ◆ The **B-ring** ranges from 142 feet in CF to 173 feet behind home plate.
- ◆ The **A-ring** ranges from 181 feet in CF to 194 feet behind home plate.

In 24 seasons, 184 fair balls have hit catwalks: C-ring (97), B (43), D (38), A (6). This includes two during the relocated Rangers-Astros series in 2017 due to the devastation caused by Hurricane Harvey. Not included in that total is one fair ball that struck the roof, off the bat of MIN Miguel Sanó on Aug 7, 2016.

Five fair balls have hit catwalks in the postseason: Evan Longoria homered off the C-ring in Game 1 of the 2008 ALDS vs. CHW, B.J. Upton homered off the C-ring in Game 6 of the 2008 ALCS vs. BOS, Willy Adames homered off the D-ring in Game 4 of the 2019 ALDS vs. HOU, TOR Danny Jensen homered off the D-ring in Game 2 of the 2020 AL Wild Card Series and Nelson Cruz homered off the C-ring in Game 1 of the 2021 ALDS vs. BOS.

Seven times in Tropicana Field history, a fair ball has hit a catwalk and not come down: TEX Joey Gallo, June 30, 2019 (D-ring); TB Avisail García, April 18, 2019 vs. BAL (D-ring); TB John Jaso, Sep 17, 2015 vs. BAL (C-ring); BOS David Ortiz, Sep 17, 2008 (D-ring); BOS Jason Bay, Sep 15, 2008 (C-ring); Carlos Peña, May 26, 2008 vs. TEX (B-ring); and José Canseco, May 2, 1999 vs. DET (B-ring).

Evan Longoria is the all-time leader in fair balls off the catwalk (11) and catwalk home runs (8). Alex Rodriguez and David Ortiz hit the catwalks five times, most of any visiting players. Carlos Peña hit the catwalks five times in 2007, most by any player in one season. All told, 41 different Rays have hit balls off the catwalks in the regular season: Evan Longoria (10), Jonny Gomes (8), Carlos Peña (8), Greg Vaughn (6), Fred McGriff (4), Steven Souza Jr. (3), José Canseco (3), Ben Grieve (3), Willy Adames (2), Curt Casali (2), Carl Crawford (2), Vinny Castilla (2), Avisail García (2), Travis Lee (2), Rocco Baldelli (1), Tim Beckham (1), Corey Dickerson (1), Logan Forsythe (1), Nick Franklin (1), Aubrey Huff (1), John Jaso (1), Matt Joyce (1), Pete LaForest (1), Brandon Lowe (1), Brendan McKay (1), Austin Meadows (1), Brad Miller (1), Logan Morrison (1), Eduardo Perez (1), Tommy Pham (1), Sean Rodríguez (1), Jared Sandberg (1), Kelly Shoppach (1), Grady Sizemore (1), Paul Sorrento (1), Bubba Trammell (1), B.J. Upton (1), Rickie Weeks Jr. (1), Gerald Williams (1), Randy Winn (1) and Mike Zunino (1).





# RAY'S LEADOFF HOME RUNS : 104

PLAYER	GAME	PITCHER
D. Martinez	5/11/98 vs. CLE	D. Burba
Q. McCracken	6/15/98 vs. TOR	W. Williams
M. Cairo	7/20/99 vs. PHI	P. Byrd
G. Williams	4/3/00 at MIN	B. Radke
G. Williams	5/15/00 at TEX	D. Oliver
G. Williams	6/23/00 at TEX	R. Helling
G. Williams (4)	7/21/00 at NYY	D. Gooden
R. Winn	7/16/01 at ATL	J. Marquis
R. Winn	6/9/02 vs. SD	B. Jones
R. Winn	6/11/02 vs. LAD	O. Daal
R. Winn	7/7/02 at ANA	R. Ortiz
R. Winn (5)	7/13/02 vs. SEA	J. Baldwin
J. Lugo	8/23/03 vs. CLE	C. Sabathia
C. Crawford	4/16/04 vs. CHW	D. Wright
C. Crawford	7/21/04 at MIN	B. Radke
C. Crawford	8/20/04 vs. OAK	R. Harden
C. Crawford	9/14/04 at BOS	P. Martínez
C. Crawford	7/5/05 at CHW	F. García
J. Lugo	8/13/05 at CLE	S. Elarton
J. Lugo	8/31/05 at BOS	T. Wakefield
J. Lugo (4)	6/16/06 at PHI	C. Hamels
D. Hollins	8/4/06 vs. BOS	C. Schilling
R. Baldelli	8/11/06 at OAK	D. Haren
R. Baldelli	8/30/06 at CHW	J. Garland
R. Baldelli	9/2/06 vs. SEA	C. Baek
R. Baldelli	9/13/06 at NYY	C. Lidle
R. Baldelli	9/22/06 vs. NYY	C. Wang
D. Hollins (2)	10/1/06 at CLE	C. Lee
C. Crawford (6)	4/7/07 vs. TOR	T. Ohka
R. Baldelli (6)	4/18/07 vs. BAL	E. Bedard
E. Dukes	5/16/07 vs. TEX	V. Padilla
E. Dukes (2)	5/19/07 vs. FLA	D. Willis
B. Upton	5/23/07 vs. SEA	M. Batista
A. Iwamura	6/19/07 at ARI	D. Davis
A. Iwamura	6/23/07 vs. LAD	R. Wolf
A. Iwamura	5/15/08 vs. NYY	I. Kennedy
A. Iwamura (4)	6/3/08 at BOS	J. Masterson
B. Upton	6/30/08 vs. BOS	J. Masterson
J. Bartlett	5/7/09 at NYY	A. Pettitte
B. Upton	6/30/09 at TOR	S. Richmond
J. Bartlett	9/9/09 at NYY	J. Chamberlain
J. Bartlett (3)	5/19/10 at NYY	A. Burnett
B. Upton	6/24/10 vs. SD	W. LeBlanc
B. Upton	8/23/10 at LAA	S. Kazmir
J. Jaso	8/25/10 at LAA	D. Haren
J. Jaso	9/4/10 at BAL	J. Guthrie
J. Damon	6/12/11 at BAL	B. Matusz
M. Joyce	8/22/11 vs. DET	J. Verlander
D. Jennings	8/28/11 at TOR	B. Morrow
D. Jennings	4/24/12 vs. LAA	E. Santana
B. Upton	6/17/12 vs. MIA	J. Johnson
D. Jennings	7/25/12 at BAL	M. González
D. Jennings	8/12/12 at MIN	S. Diamond
B. Upton	9/9/12 vs. TEX	R. Oswalt
B. Upton (8)	9/12/12 at BAL	M. González

PLAYER	GAME	PITCHER
D. Jennings	4/16/13 at BAL	J. Arrieta
D. Jennings	4/18/13 at BAL	M. González
M. Joyce	6/10/13 vs. BOS	J. Lackey
M. Joyce	6/14/13 vs. KC	L. Mendoza
B. Zobrist	8/13/13 vs. SEA	E. Ramirez
D. DeJesus	9/22/13 vs. BAL	S. Feldman
M. Joyce (4)	9/24/13 at NYY	H. Kuroda
D. Jennings (7)	6/28/14 at BAL	W. Chen
B. Guyer	4/26/15 vs. TOR	M. Buehrle
B. Guyer	8/2/15 at BOS	W. Miley
B. Guyer	9/21/15 at BOS	E. Rodríguez
J. Jaso (3)	10/3/15 vs. TOR	M. Estrada
B. Guyer (4)	5/15/16 vs. OAK	S. Gray
S. Souza Jr.	5/20/16 at DET	A. Sanchez
L. Forsythe	7/29/16 vs. NYY	I. Nova
L. Forsythe	8/9/16 at TOR	M. Estrada
L. Forsythe (3)	9/6/16 vs. BAL	Y. Gallardo
C. Dickerson	4/5/17 vs. NYY	M. Pineda
C. Dickerson	4/21/17 vs. HOU	M. Fiers
C. Dickerson	4/24/17 at BAL	U. Jiménez
C. Dickerson	5/20/17 vs. NYY	M. Tanaka
C. Dickerson	5/22/17 vs. LAA	J. Ramirez
C. Dickerson (6)	6/3/17 at SEA	S. Gaviglio
P. Bourjos	7/29/17 at NYY	C. Smith
K. Kiermaier	8/20/17 vs. SEA	Y. Gallardo
K. Kiermaier	9/12/17 vs. NYY	S. Gray
K. Kiermaier (3)	9/24/17 at BAL	C. Tillman
D. Span	4/15/18 vs. PHI	B. Lively
B. Miller	5/27/18 vs. BAL	K. Gausman
M. Duffy	6/14/18 at NYY	D. Germán
A. Meadows	3/28/19 vs. HOU	J. Verlander
Y. Díaz	4/7/19 at SF	D. Pomeranz
A. Meadows	4/12/19 at TOR	T. Thornton
Y. Díaz (2)	4/27/19 at BOS	D. Price
B. Lowe	5/7/19 vs. ARI	T. Clarke
A. Meadows	5/26/19 at CLE	T. Bauer
T. d'Arnaud	7/15/19 at NYY	J. Paxton
A. Meadows	7/18/19 at NYY, G2	D. Germán
T. Pham	8/19/19 vs. SEA	M. Gonzales
J. Wendle	9/25/19 vs. NYY	J. Loaisiga
M. Brosseau	8/11/20 at BOS	M. Pérez
J. Wendle (2)	8/30/20 at MIA	S. Alcántara
A. Meadows (5)	9/12/20 vs. BOS	N. Eovaldi
M. Margot	6/8/21 vs. WSH	J. Lester
B. Lowe	7/10/21 vs. TOR	R. Stripling
R. Arozarena	7/21/21 vs. BAL	A. Wells
R. Arozarena (2)	8/3/21 vs. SEA	Y. Kikuchi
B. Lowe (3)	8/30/21 vs. BOS	N. Pivetta
Y. Díaz (3)	9/16/21 vs. DET	T. Alexander



# ATTENDANCE RECORDS

## ATTENDANCE MILESTONES

### Most Tropicana Field Sellouts, Season

8 2008

### Most Consecutive Sellouts (Home)

3 7/30/10-8/1/10 vs. NYY

### Largest Crowd (Home)

45,369 3/31/98 vs. DET (Inaugural Game)

### Largest Crowd (Road)

55,771 4/5/02 at NYY

### Largest 3-Game Series (Home)

122,896 6/30/98-7/2/98 vs. ATL

### Largest 4-Game Series (Home)

166,711 7/9/98-7/12/98 vs. NYY

### Largest 3-Game Series (Road)

161,935 9/13/08-9/14/08 at NYY

### Largest 4-Game Series (Road)

216,099 7/20/07-7/22/07 at NYY

## ATTENDANCE YEAR-BY-YEAR

YEAR	HOME ATT.	AVG.
1998	2,506,023	30,939
1999	1,696,294	20,942
2000	1,549,052	19,363
2001	1,298,365	16,029
2002	1,065,762	13,157
2003	1,058,677	13,070
2004	1,275,011	16,139
2005	1,141,669	14,095
2006	1,368,950	16,901
2007	1,387,603	17,131
2008	1,811,986	22,370
2009	1,874,962	23,148

YEAR	HOME ATT.	AVG.
2010	1,864,999	23,025
2011	1,529,188	18,879
2012	1,559,681	19,255
2013	1,510,300	18,646
2014	1,446,464	17,858
2015	1,247,668	15,403
2016	1,286,163	15,879
2017	1,253,619	15,670
2018	1,154,973	14,259
2019	1,178,735	14,552
2020	--	--
2021	761,072	9,513

## DID YOU KNOW?

### ALL-STAR BALLOTING

In 2019, Major League Baseball introduced a revamped All-Star balloting process that features two phases of fan voting to determine the starting position players. The top three vote-getters at each position (and top nine outfielders) from the primary phase advance to The Starters Election. Fans then elect starters to the AL All-Star Team and NL squad from that pool of players.

The pitchers and reserves for both All-Star teams will be determined through a combination of player balloting and selections made by the Commissioner's Office. The managers of the teams that played in the previous year's World Series choose the batting orders and starting pitchers.

Since the first All-Star Game in 1933, selection of the All-Stars has shifted on several occasions between fans, players, managers and MLB. In 1933-34, selection of the All-Star teams was up to the fans, who could vote for All-Stars through newspaper ads featuring official ballots. From 1935-46, each league's eight managers selected the participants while the All-Star managers chose the starters. Balloting for the starting lineups, tabulated by the Associated Press, returned to the fans from 1947-57. However, a case of ballot-stuffing by Cincinnati fans in 1957 prompted Commissioner Ford Frick to make player selection the privilege of managers, players and coaches from 1958-69.

Commissioner Bowie Kuhn returned voting to the fans in 1970. Since then, fan balloting has developed into the largest voter participation program in the U.S. outside of state and national elections.



# REGULAR-SEASON SELLOUTS AT TROPICANA FIELD : 45

DATE	ATT.	SCORE
March 31, 1998 vs. DET *	45,369	L, 6-11
April 6, 2004 vs. NYY *	41,744	W, 9-4
July 19, 2004 vs. NYY	41,755	W, 9-7
April 10, 2006 vs. BAL *	40,199	L, 3-6
April 6, 2007 vs. TOR *	38,437	W, 6-5
July 14, 2007 vs. NYY	36,048	L, 4-6
July 15, 2007 vs. NYY	36,048	L, 6-7
July 28, 2007 vs. BOS	36,048	L, 6-12 (12)
April 8, 2008 vs. SEA *	36,048	L, 5-6
April 26, 2008 vs. BOS	36,048	W, 2-1
May 31, 2008 vs. CHW	36,048	W, 2-0
July 2, 2008 vs. BOS	36,048	W, 7-6
Aug 2, 2008 vs. DET	36,048	W, 9-3
Sep 17, 2008 vs. BOS	36,048	W, 10-3
Sep 20, 2008 vs. MIN	36,048	W, 7-2
Sep 21, 2008 vs. MIN	36,048	L, 1-4
April 13, 2009 vs. NYY *	36,973	W, 15-5
April 14, 2009 vs. NYY	36,973	L, 2-7
Aug 1, 2009 vs. KC	36,973	W, 7-1
Sep 5, 2009 vs. DET	36,973	L, 6-8
April 6, 2010 vs. BAL *	36,973	W, 4-3
July 30, 2010 vs. NYY	36,973	W, 3-2
July 31, 2010 vs. NYY	36,973	L, 4-5
Aug 1, 2010 vs. NYY	36,973	W, 3-0
Aug 28, 2010 vs. BOS	36,973	W, 3-2 (10)
Sep 29, 2010 vs. BAL **	36,973	L, 0-2

DATE	ATT.	SCORE
April 1, 2011 vs. BAL *	34,078	L, 1-4
April 6, 2012 vs. NYY *	34,078	W, 7-6
April 7, 2012 vs. NYY	34,078	W, 8-6
April 2, 2013 vs. BAL *	34,078	L, 4-7
Aug 4, 2013 vs. SF	34,078	W, 4-3
Aug 25, 2013 vs. NYY	34,078	L, 2-3 (11)
March 31, 2014 vs. TOR *	31,042	W, 9-2
Aug 16, 2014 vs. NYY	31,042	L, 2-3
April 6, 2015 vs. BAL *	31,042	L, 2-6
Aug 8, 2015 vs. NYM	31,042	W, 5-4
April 3, 2016 vs. TOR *	31,042	L, 3-5
June 17, 2016 vs. SF	40,135	L, 1-5
April 2, 2017 vs. NYY *	31,042	W, 7-3
March 29, 2018 vs. BOS *	31,042	W, 6-4
March 28, 2019 vs. HOU *	25,025	L, 1-5
May 11, 2019 vs. NYY	25,025	W, 7-2
May 12, 2019 vs. NYY	25,025	L, 1-7
April 9, 2021 vs. NYY *	9,021	W, 10-5
Sep 25, 2021 vs. MIA	23,783	W, 7-3

\* HOME OPENER  
\*\* RAYS GAVE AWAY 20,000 TICKETS

## DID YOU KNOW?

### SPLASH DOWN

Since the Rays Touch Tank opened in 2006 in right-center field, 7 HR have been hit into the water. Only two of those 7 HR were by Rays players: José Lobatón hit a walk-off solo homer in the 9th inning of Game 3 of the ALDS vs. Boston (Koji Uehara) to save the Rays from elimination, and Brad Miller did it against the Yankees on July 31, 2016.

BATTER	GAME	PITCHER
Luis Gonzalez, LAD	June 24, 2007	Edwin Jackson
Miguel Cabrera, DET	June 30, 2013	Jeremy Hellickson
José Lobatón, TB	Oct 7, 2013 *	Koji Uehara
Nelson Cruz, SEA	May 27, 2015	Brad Boxberger
Brad Miller, TB	July 31, 2016	Michael Pineda
Robbie Grossman, MIN	Sep 5, 2017	Alex Colomé
Kole Calhoun, LAA	Aug 1, 2018	Tyler Glasnow

\* POSTSEASON



# MISCELLANEOUS RECORDS

## RAYS COMPLETE-GAME SHUTOUTS : 41

PITCHER	GAME	HITS
R. Arrojo	April 30, 1998 at MIN	3
R. Arrojo (2)	May 6, 1998 at KC	3
B. Witt	June 27, 1999 vs. TOR	3
B. Witt (2)	July 26, 1999 vs. ANA	4
S. Trachsel	May 6, 2000 at BOS	3
A. Lopez	Aug 8, 2000 vs. MIN	4
T. Harper	Sep 24, 2000 at TOR	2
A. Lopez (2)	April 13, 2001 at BAL	3
J. Kennedy	May 21, 2002 at SEA	4
J. Kennedy (2)	May 2, 2003 at DET	1
D. Waechter	Sep 3, 2003 vs. SEA	2
J. Sosa	Sep 4, 2003 vs. SEA	4
M. Hendrickson	April 7, 2006 at BAL	3
S. Kazmir	July 3, 2006 vs. BOS	2
E. Jackson	Aug 11, 2007 at TEX	4
A. Sonnanstine	April 19, 2008 vs. CHW	3
J. Shields	April 27, 2008 vs. BOS	2
J. Shields	May 9, 2008 vs. LAA	1
M. Garza	July 29, 2008 at TOR	5
M. Garza	Aug 15, 2008 at TEX	2
J. Niemann	June 3, 2009 vs. KC	2

PITCHER	GAME	HITS
J. Niemann	July 10, 2009 vs. OAK	7
W. Davis	Sep 17, 2009 vs. BAL	4
D. Price	April 25, 2010 vs. TOR	4
J. Niemann (3)	June 8, 2010 vs. TOR	2
M. Garza (3)	July 26, 2010 vs. DET	0
J. Shields	April 24, 2011 at TOR	4
J. Hellickson	May 13, 2011 vs. BAL	4
J. Shields	May 22, 2011 at FLA	3
J. Shields	June 14, 2011 vs. BOS	5
J. Shields	Aug 9, 2011 vs. KC	6
D. Price (2)	April 24, 2012 vs. LAA	5
J. Shields	July 31, 2012 at OAK	3
A. Cobb	Aug 23, 2012 vs. OAK	4
J. Shields (8)	Sep 9, 2012 vs. TEX	2
C. Archer	July 14, 2013 vs. HOU	5
M. Moore	July 22, 2013 at BOS	2
C. Archer	July 27, 2013 at NYY	2
D. Smyly	Aug 22, 2014 at TOR	2
C. Archer (3)	Aug 20, 2015 at HOU	1
M. Andriese	May 14, 2016 vs. OAK	2

## RAYS LONGEST HITTING STREAKS

GMS	PLAYER	DATES
19	Jason Bartlett	5/15/09-6/25/09
18	Wilson Ramos	4/14/18-5/12/18
	Q. McCracken	8/18/98-9/10/98
17	Tommy Pham	8/21/18-9/14/18
	Aubrey Huff	8/23/02-9/10/02
16	Austin Meadows	9/1/19-9/18/19
	James Loney	6/19/13-7/5/13
	Evan Longoria	5/6/13-5/22/13
	Johnny Damon	4/8/11-4/28/11
	Ben Zobrist	9/27/09-4/13/10
	Aaron Ledesma	9/15/98-5/14/99

GMS	PLAYER	DATES
15	Sean Rodriguez	5/29/10-6/15/10
	Aubrey Huff	5/22/04-6/8/04
14	Ben Zobrist	4/23/11-5/8/11
	Carlos Peña	7/1/07-7/18/07
	Fred McGriff	4/28/00-5/13/00

### DID YOU KNOW?

## MAJOR LEAGUE WAIVER RULES

There are two types of waiver requests: outright waivers and unconditional release waivers. Both types are irrevocable. Outright waivers are required for a major league club to assign a player outright to a minor league club. Unconditional release waivers can be secured at any point during the year to release a player. After the July 31 trade deadline, the only way clubs can acquire major league players until after the World Series is through waiver claims—a new rule introduced in 2019.



## RAY'S ALL-TIME WIN-LOSS RECORDS

	HOME		ROAD		TOTAL	
	2021	ALL-TIME	2021	ALL-TIME	2021	ALL-TIME
Season	52-29	993-900	48-33	833-1058	100-62	1826-1958
Day Games	23-9	304-264	18-11	286-344	41-20	590-608
Night Games	29-20	689-636	30-22	547-714	59-42	1236-1350
vs. RHP	34-14	721-638	28-21	580-744	62-35	1301-1382
vs. LHP	18-15	272-262	20-12	253-314	38-27	525-576
One-Run Games	13-9	336-236	7-16	195-309	20-25	531-545
Extra Innings	2-6	95-73	5-6	64-86	7-12	160-161
Shutouts	9-4	116-110	4-4	99-109	13-8	215-219
Doubleheaders	1-0-0	1-0-4	0-0-0	5-14-11	1-0-0	6-14-15
Before All-Star Break	28-17	549-515	25-20	457-599	53-37	1008-1114
After All-Star Break	24-12	444-385	23-13	372-459	47-25	823-844

## RAY'S ALL-TIME WIN-LOSS RECORDS vs. OPPONENTS

OPPONENT	HOME W-L	ROAD W-L	TOTAL W-L	WIN PCT.
San Diego	9-6	5-1	14-7	.667
Philadelphia	11-6	11-6	22-12	.647
Chicago-NL	4-1	4-4	8-5	.615
Arizona	7-4	6-5	13-9	.591
Milwaukee	5-4	2-1	7-5	.583
Houston	19-11	19-17	38-28	.576
Florida/Miami	37-26	34-32	71-58	.550
Toronto	128-83	100-108	228-191	.544
New York-NL	8-7	8-7	16-14	.533
Baltimore	118-92	103-107	221-199	.526
Kansas City	55-37	36-45	91-82	.526
Colorado	5-1	6-9	11-10	.524
Minnesota	44-37	41-46	85-83	.506
St. Louis	3-5	5-3	8-8	.500
Detroit	43-39	37-43	80-82	.494
Texas	49-45	41-57	90-102	.469
Los Angeles-AL	44-50	46-52	90-102	.469
San Francisco	4-5	3-3	7-8	.467
Montreal/Washington	11-6	6-14	17-20	.459
Chicago-AL	41-44	35-47	76-91	.455
Boston	104-109	85-123	189-232	.449
Cleveland	41-44	33-53	74-97	.433
Seattle	39-51	41-56	80-107	.428
New York-AL	100-108	78-132	178-240	.426
Los Angeles-NL	5-5	2-5	7-10	.412
Oakland	46-51	33-62	79-113	.411
Pittsburgh	2-4	4-5	6-9	.400
Atlanta	8-13	7-11	15-24	.385
Cincinnati	3-6	2-4	5-10	.333



# WALK-OFF WINS : 175

DATE	OPP.	HOW WON, BATTER	FINAL
<b>1998 (7)</b>			
4/13	MIN	HR, Bobby Smith	13-12 (14)
5/12	CLE	HR, Kevin Stocker	6-5 (14)
6/7	MTL	Error, Dave Martinez	4-3 (11)
6/16	TOR	Double, Miguel Cairo	4-3
7/14	BOS	Single, Miguel Cairo	5-4
8/9	BAL	Double, John Flaherty	2-1
8/11	BAL	Single, Bobby Smith	2-1
<b>1999 (2)</b>			
7/20	PHI	SF, Fred McGriff	5-4 (13)
8/20	KC	HBP, John Flaherty	5-4
<b>2000 (11)</b>			
4/13	CHW	Single, Greg Vaughn	6-5 (12)
4/22	ANA	PH HR, Bubba Trammell	11-9 (10)
5/4	TEX	HR, Greg Vaughn	8-7 (11)
6/14	ANA	HR, Fred McGriff	3-2
6/15	ANA	Single, Russ Johnson	2-1
8/1	CLE	Single, Gerald Williams	6-5
8/5	BAL	Walk, Miguel Cairo	5-4 (10)
8/9	MIN	Error, José Guillén	5-4 (10)
8/13	CHW	HR, John Flaherty	5-3
9/26	NY Yankees	Single, Fred McGriff	2-1
10/1	BOS	PH FC, Fred McGriff	3-2 (10)
<b>2001 (4)</b>			
5/27	ANA	Single, Gerald Williams	4-3 (10)
7/6	FLA	Single, Russ Johnson	5-4 (11)
8/11	MIN	HR, John Flaherty	4-3 (12)
8/22	BAL	Single, Jason Tyner	11-10
<b>2002 (9)</b>			
4/3	DET	Single, Randy Winn	2-1 (13)
4/14	TOR	Single, Ben Grieve	5-4 (10)
5/11	BAL	Grand Slam, Randy Winn	6-4
5/30	OAK	Double, Greg Vaughn	4-3 (13)
6/8	SD	Single, Steve Cox	3-2 (10)
6/30	FLA	Single, Brent Abernathy	6-5 (12)
7/13	SEA	Single, Ben Grieve	4-3 (10)
8/15	CLE	HR, Andy Sheets	4-3
9/19	NY Yankees	Single, Andy Sheets	3-2 (10)
<b>2003 (10)</b>			
3/31	BOS	HR, Carl Crawford	6-4
4/5	NY Yankees	Single, Al Martin	6-5
4/8	BAL	Infield single, Travis Lee	8-7
7/1	BOS	Error, Rocco Baldelli scored	4-3 (11)
7/3	BOS	Single, Marlon Anderson	6-5 (10)
7/4	CHW	HR, Carl Crawford	4-3
8/5	TOR	Single, Travis Lee	5-4
8/7	KC	Single, Julio Lugo	3-2
8/11	BAL	PH Double, J. Sandberg	4-3
8/13	BAL	Double, Travis Lee	6-5 (10)
<b>2004 (7)</b>			
4/9	BAL	PH Single, Eduardo Perez	4-3 (10)
5/23	CLE	Single, Tino Martinez	5-4 (10)
6/9	SF	Single, José Cruz Jr.	4-3 (10)
6/11	COL	Inside-the-park HR, Rey Sánchez	8-7 (10)
6/13	COL	Single, Julio Lugo	3-2

DATE	OPP.	HOW WON, BATTER	FINAL
8/6	SEA	Obstruction error, Carl Crawford awarded home	2-1 (10)
9/25	TOR	SF, Geoff Blum	6-3
<b>2005 (7)</b>			
4/8	OAK	Single, Nick Green	3-2 (10)
4/22	BOS	PH HR, Eduardo Perez	5-4
5/10	CHW	HR, Jorge Cantú	7-6
7/9	DET	HR, Jonny Gomes	5-4
7/25	BOS	Double, Aubrey Huff	4-3 (10)
8/16	NY Yankees	Walk, Jonny Gomes	4-3 (11)
9/11	TOR	FC, Travis Lee	6-5 (11)
<b>2006 (5)</b>			
5/19	FLA	HR, Aubrey Huff	5-4 (10)
5/20	FLA	HR, Russell Branyan	4-3
8/6	BOS	HR, Greg Norton	7-6 (10)
8/18	CLE	Single, Carl Crawford	6-5
9/1	SEA	PH Single, Ty Wigginton	2-1
<b>2007 (10)</b>			
4/6	TOR	Single, B.J. Upton	6-5
5/2	MIN	PH FC, Dioner Navarro	4-3 (10)
5/5	OAK	Single, Brendan Harris	3-2 (12)
5/15	TEX	Single, Brendan Harris	4-3 (11)
5/17	TEX	HR, Delmon Young	8-6 (10)
5/28	DET	Single, Elijah Dukes	6-5
7/30	TOR	HR, Carl Crawford	5-4 (11)
8/19	CLE	Single, Joel Guzmán	4-3 (12)
9/8	TOR	PH HR, B.J. Upton	5-4
9/25	NY Yankees	HR, Dioner Navarro	7-6 (10)
<b>2008 (11)</b>			
4/25	BOS	Single, Nathan Haynes	5-4 (11)
5/9	LAA	HR, Evan Longoria	2-0
5/13	NY Yankees	Single, Gabe Gross	2-1 (11)
5/25	BAL	Double, Evan Longoria	5-4
5/30	CHW	HR, Cliff Floyd	2-1
6/1	CHW	HR, Gabe Gross	4-3 (10)
6/21	HOU	PH Double, Gabe Gross	4-3
8/3	DET	Walk, Carlos Peña	6-5 (10)
8/6	CLE	HR, Carlos Peña	10-7
8/30	BAL	Double, Rocco Baldelli	10-9
9/16	BOS	Single, Dioner Navarro	2-1
<b>2009 (7)</b>			
5/15	CLE	HR, B.J. Upton	8-7
5/21	OAK	Single, Carl Crawford	6-5
6/27	FLA	SF, Willy Aybar	3-2
7/7	TOR	HR, Pat Burrell	3-1 (11)
7/8	TOR	Single, Ben Zobrist	10-9
8/4	BOS	HR, Evan Longoria	4-2 (13)
8/22	TEX	Single, Carlos Peña	5-4
<b>2010 (7)</b>			
4/6	BAL	Double, Carl Crawford	4-3
5/15	SEA	HR, Willy Aybar	3-2
5/17	CLE	Bunt FC, Jason Bartlett	4-3 (11)
7/11	CLE	Single, Jason Bartlett	6-5 (10)
8/28	BOS	HR, Dan Johnson	3-2 (10)
9/13	NY Yankees	HR, Reid Brignac	1-0 (11)
9/18	LAA	Error, PH, Willy Aybar	4-3 (10)



DATE	OPP.	HOW WON, BATTER	FINAL
<b>2011 (13)</b>			
4/14	MIN	HR, Johnny Damon	4-3 (10)
4/16	MIN	Single, Johnny Damon	4-3
4/30	LAA	WP, Matt Joyce scored	2-1 (10)
5/3	TOR	HR, B.J. Upton	3-2
6/28	CIN	HR, Evan Longoria	4-3
8/4	TOR	Single, Robinson Chirinos	7-6 (12)
8/8	KC	HR, Casey Kotchman	2-1
8/10	KC	Triple/error, Sam Fuld	8-7
8/21	SEA	HR, Johnny Damon	8-7
8/24	DET	FC, Elliot Johnson	3-2 (10)
9/7	TEX	HR, Desmond Jennings	5-4 (10)
9/10	BOS	Single, Evan Longoria	6-5 (11)
9/28	NYY	HR, Evan Longoria	8-7 (12)
<b>2012 (7)</b>			
4/6	NYY	Single, Carlos Peña	7-6
4/26	LAA	PH HR, Brandon Allen	4-3
4/30	SEA	Single, Elliot Johnson	3-2 (12)
5/23	TOR	Double, B.J. Upton	5-4 (11)
7/20	SEA	Triple, Ben Zobrist	4-3 (14)
9/7	TEX	HR, Ben Zobrist	3-1 (11)
9/20	BOS	HR, B.J. Upton	7-4
<b>2013 (13)</b>			
4/3	BAL	HR, Matt Joyce	8-7
5/9	TOR	Walk, Luke Scott	5-4 (10)
5/11	SD	HR, Evan Longoria	8-7
5/28	MIA	Single, Desmond Jennings	7-6
6/29	DET	Single, Yunel Escobar	4-3 (10)
7/10	MIN	Single, Ben Zobrist	4-3 (13)
8/3	SF	Single, Wil Myers	2-1 (10)
8/14	SEA	Single, Jason Bourgeois	5-4
8/16	TOR	Triple, José Lobaton	5-4
8/18	TOR	HR, José Lobaton	2-1 (10)
9/18	TEX	Single, Desmond Jennings	4-3 (12)
9/20	BAL	Single, David DeJesus	5-4 (18)
9/23	BAL	PH HR, James Loney	5-4
<b>2014 (6)</b>			
5/22	OAK	HR, Sean Rodríguez	5-2 (11)
5/23	BOS	PH Double, Cole Figueroa	1-0
5/24	BOS	FC/Error, Desmond Jennings	6-5 (15)
9/1	BOS	Single, Matt Joyce	4-3 (10)
9/6	BAL	PB by Nick Hundley	3-2
9/15	NYY	Single, Ben Zobrist	1-0
<b>2015 (3)</b>			
4/23	BOS	Single, René Rivera	2-1
9/20	BAL	Single, Kevin Kiermaier	7-6
10/3	TOR	Single, Tim Beckham	4-3

DATE	OPP.	HOW WON, BATTER	FINAL
<b>2016 (3)</b>			
4/30	TOR	Single, Curt Casali	4-3
6/15	SEA	Walk, Logan Morrison	3-2 (13)
8/24	BOS	Error, Kevin Kiermaier	4-3 (11)
<b>2017 (4)</b>			
4/8	TOR	Walk, Brad Miller	3-2 (10)
4/19	DET	FC/Error, Logan Morrison	8-7
6/10	OAK	Single, Evan Longoria	6-5 (10)
8/6	MIL	HR, Steven Souza Jr.	2-1
<b>2018 (9)</b>			
4/20	MIN	Error, Denard Span	8-7 (10)
4/22	MIN	HR, Carlos Gómez	8-6
6/13	TOR	Single, Matt Duffy	1-0
6/24	NYY	HR, Jake Bauers	7-6 (12)
7/9	DET	Single, Daniel Robertson	10-9 (10)
7/22	MIA	PH GS, Daniel Robertson	6-4
8/7	BAL	HR, Willy Adames	4-3
8/23	KC	FC/Error, Kevin Kiermaier	4-3
9/10	CLE	HR, Ji-Man Choi	6-5
<b>2019 (10)</b>			
5/29	TOR	Single, Willy Adames	4-3 (11)
7/6	NYY	HR, Travis d'Arnaud	4-3
8/6	TOR	WP, Kevin Kiermaier scored	7-6 (10)
8/17	DET	PH Single, Mike Brosseau	1-0 (13)
8/18	DET	Single, Ji-Man Choi	5-4
8/21	SEA	WP, Willy Adames scored	7-6
9/2	BAL	Single, Tommy Pham	5-4 (10)
9/20	BOS	Single, Willy Adames	5-4 (11)
9/21	BOS	HR, Nate Lowe	5-4 (11)
9/24	NYY	HR, Ji-Man Choi	2-1 (12)
<b>2020 (4)</b>			
7/26	TOR	Triple, Kevin Kiermaier	6-5 (10)
8/9	NYY	Single, Michael Perez	4-3
8/22	TOR	Single, Kevin Kiermaier	2-1 (10)
9/6	MIA	SF, Brandon Lowe	5-4 (10)
<b>2021 (6)</b>			
5/14	NYM	Single, Brett Phillips	3-2
5/26	KC	Single, Manuel Margot	2-1 (10)
6/24	BOS	WP, Manuel Margot scored	1-0
7/5	CLE	FC, Yandy Díaz	9-8
7/21	BAL	Single, Austin Meadows	5-4
9/17	DET	HR, Brett Phillips	7-4 (10)



## OFFENSIVE LEADERS BY POSITION / WHILE PLAYING POSITION

### HOME RUNS

POS	PLAYER	YEAR
C	Mike Zunino	33 (2021)
1B	Carlos Peña	46 (2007)
2B	Brandon Lowe	35 (2021)
3B	Evan Longoria	36 (2016)
SS	Willy Adames	20 (2019)
LF	Tommy Pham	20 (2019)
CF	B.J. Upton	27 (2012)
RF	Steven Souza Jr.	28 (2017)
DH	José Canseco	32 (1999)

### RUNS BATTED IN

POS	PLAYER	YEAR
C	John Flaherty	71 (1999)
1B	Carlos Peña	121 (2007)
2B	Brandon Lowe	89 (2021)
3B	Evan Longoria	113 (2009)
SS	Julio Lugo	69 (2004)
LF	Carl Crawford	88 (2010)
CF	Gerald Williams	83 (2000)
RF	José Cruz Jr.	78 (2004)
	Aubrey Huff	78 (2003)
DH	José Canseco	91 (1999)

### DID YOU KNOW?

## HOMEGROWN RAYS

There have been 94 "homegrown Rays" who were drafted by the Rays or signed their first professional contract with the club, and worked their way through the minor league system to make their major league debut with Tampa Bay.

LHP José Alvarado  
 RHP Brandon Backe  
 OF Rocco Baldelli  
 INF Tim Beckham  
 RHP Andrew Bellatti  
 RHP Devon Brazelton  
 INF Ryan Brett  
 INF Reid Brignac  
 INF Mike Brosseau  
 INF/OF Vidal Bruján  
 RHP Mickey Callaway  
 INF Jorge Cantú  
 RHP Diego Castillo  
 RHP Yonny Chirinos  
 C Nick Ciuffo  
 RHP Alex Cobb  
 RHP Alex Colomé  
 INF Fernando Cortez  
 OF Carl Crawford  
 OF Matt Diaz  
 RHP Wade Davis  
 LHP Trevor Enders  
 RHP Jake Faria  
 OF Johnny Field  
 LHP Josh Fleming  
 RHP Dylan Floro  
 RHP Bartolomé Fortunato  
 SS Wander Franco  
 RHP Lee Gardner  
 RHP Ryan Garton  
 OF Joey Gathright  
 RHP Chad Gaudin

RHP Ian Gibaut  
 OF Jonny Gomes  
 C Toby Hall  
 RHP Jason Hammel  
 RHP Travis Harper  
 RHP Jeremy Hellickson  
 RHP Brent Honeywell Jr.  
 C Paul Hoover  
 INF Aubrey Huff  
 RHP Delvin James  
 C John Jaso  
 OF Desmond Jennings  
 LHP Jason Jimenez  
 UTL Elliot Johnson  
 OF Kenny Kelly  
 LHP Joe Kennedy  
 OF Kevin Kiermaier  
 3B Evan Longoria  
 INF/OF Brandon Lowe  
 OF Josh Lowe  
 1B Nate Lowe  
 C Luke Maile  
 OF Mikie Mahtook  
 LHP Mark Malaska  
 LHP Shane McClellan  
 RHP Seth McClung  
 LHP Jake McGee  
 LHP/1B Brendan McKay  
 LHP Matt Moore  
 INF/OF Taylor Motter  
 RHP Jeff Niemann  
 RHP Chad Orvella

OF Fernando Perez  
 RHP Travis Phelps  
 LHP David Price  
 RHP Austin Pruitt  
 INF Juniel Querecuto  
 LHP C.J. Riefenhauser  
 C Shawn Riggans  
 LHP Enny Romero  
 RHP Ryan Rupe  
 RHP Juan Salas  
 3B Jared Sandberg  
 RHP Jaime Schultz  
 LHP Bobby Seay  
 INF/OF Richie Shaffer  
 RHP James Shields  
 LHP Blake Snell  
 RHP Andy Sonnanstine  
 RHP Jason Standridge  
 RHP Ryne Stanek  
 RHP Brian Stokes  
 LHP Jon Switzer  
 OF B.J. Upton  
 C Stephen Vogt  
 RHP Doug Waechter  
 INF Taylor Walls  
 RHP Dan Wheeler  
 INF Ken Wong  
 RHP Hunter Wood  
 RHP Kirby Yates  
 OF Delmon Young





# AWARD WINNERS

## LEAGUE AWARDS

### BBWAA AL Cy Young Award (2)

David Price	2012
Blake Snell	2018

### BBWAA AL

#### Manager of the Year (4)

Joe Maddon	2008
Joe Maddon	2011
Kevin Cash	2020
Kevin Cash	2021

### BBWAA AL

#### Rookie of the Year (4)

Evan Longoria	2008
Jeremy Hellickson	2011
Wil Myers	2013
Randy Arozarena	2021

### Rawlings AL

#### Gold Glove Award (9)

Carlos Peña, 1B	2008
Evan Longoria, 3B	2009
Carl Crawford, OF	2010
Evan Longoria, 3B	
Jeremy Hellickson, RHP ****	2012
Kevin Kiermaier, CF	2015
Kevin Kiermaier, CF	2016
Evan Longoria, 3B	2017
Kevin Kiermaier, CF	2019

#### All-Star Selections (44)

Rolando Arrojo, RHP	1998
Roberto Hernández, RHP	1999
José Canseco, DH ***	
Fred McGriff, 1B	2000
Greg Vaughn, OF	2001
Randy Winn, OF	2002
Lance Carter, RHP	2003
Carl Crawford, OF	2004
Danys Báez, RHP	2005
Scott Kazmir, LHP	2006
Carl Crawford, OF	2007
Scott Kazmir, LHP	2008
Evan Longoria, 3B	
Dioner Navarro, C	
Jason Bartlett, SS	2009
Carl Crawford, OF	
Evan Longoria, 3B ***	
Carlos Peña, 1B	
Ben Zobrist, INF/OF	
Carl Crawford, OF *	2010
Evan Longoria, 3B *	
David Price, LHP **	
Rafael Soriano, RHP	

Matt Joyce, OF	2011
David Price, LHP	
James Shields, RHP	
David Price, LHP	2012
Fernando Rodney, RHP	
Matt Moore, LHP	2013
Ben Zobrist, INF/OF	
David Price, LHP	2014
Chris Archer, RHP	2015
Brad Boxberger, RHP	
Alex Colomé, RHP	2016
Corey Dickerson, DH *	2017
Chris Archer, RHP	
Wilson Ramos, C ***	2018
Blake Snell, LHP	
Brandon Lowe, INF	2019
Austin Meadows, OF	
Charlie Morton, RHP	
Andrew Kittredge, RHP	2021
Joey Wendle, INF	
Mike Zunino, C	

#### All-Star Coaches

Larry Rothschild	2000
Joe Maddon & Staff	2009
Kevin Cash	2017
Kevin Cash	2018
Kevin Cash & Staff	2021

#### All-MLB First Team

Nick Anderson, RHP	2020
--------------------	------

#### All-MLB Second Team

Charlie Morton, RHP	2019
Brandon Lowe, 2B	2020

#### Silver Slugger Award (3)

Carlos Peña, 1B	2007
Evan Longoria, 3B	2009
Carl Crawford, OF	2010

#### Major League Baseball Executive of the Year

Erik Neander	2019
--------------	------

#### Major League Baseball Delivery Man of the Year

Fernando Rodney	2012
-----------------	------

#### Sporting News AL Comeback Player of the Year (2)

Carlos Peña	2007
Fernando Rodney	2012

### Sporting News

#### AL All-Star Team (7)

Carlos Peña, 1B	2007
Evan Longoria, 3B	2009
Carl Crawford, OF	2010
Evan Longoria, 3B	
Rafael Soriano, RHP	
David Price, LHP *	2012
Fernando Rodney, RHP	

### Sporting News

#### Executive of the Year (2)

Andrew Friedman	2008
Erik Neander	2019

### Sporting News

#### AL Manager of the Year (5)

Joe Maddon	2008
Joe Maddon	2011
Kevin Cash	2019
Kevin Cash	2020
Kevin Cash	2021

### Sporting News

#### AL Rookie of the Year (2)

Evan Longoria	2008
Wil Myers	2013

#### Topps Major League All-Rookie Team (14)

Miguel Cairo, 2B	1998
Bobby Smith, 3B	
Rocco Baldelli, CF	2003
Jonny Gomes, DH	2005
Delmon Young, OF	2007
Evan Longoria, 3B	2008
Jeremy Hellickson, RHP	2011
Desmond Jennings, OF	
Wil Myers, OF	2013
Willy Adames, SS	2018
Ryan Yarbrough, LHP	
Nick Anderson, RHP	2019
Randy Arozarena, OF	2021
Wander Franco, SS	

#### Outstanding AL Pitcher, Players' Choice Awards (3)

David Price, LHP	2010
David Price, LHP	2012
Blake Snell, LHP	2018

#### Outstanding AL Rookie, Players' Choice Awards (2)

Evan Longoria, 3B	2008
Wil Myers, OF	2013

\* ELECTED STARTER

\*\* NAMED STARTER BY MANAGER

\*\*\* ELECTED STARTER BUT DID NOT PLAY

\*\*\*\* TIED FOR AWARD



<b>Baseball America</b>	
<b>Rookie of the Year</b>	
Jeremy Hellickson	2011

**Baseball America**  
**All-Rookie Team (13)**

Delmon Young, OF	2007
Evan Longoria, 3B	2008
Jeff Niemann, RHP	2009
Wade Davis, RHP	2010
Jeremy Hellickson, RHP	2011
Desmond Jennings, CF	
Wil Myers, OF	2013
Kevin Kiermaier, OF	2014
Joey Wendle, 2B	2018
Nick Anderson, RHP	2019
Randy Arozarena, OF	2021
Shane Bieber, RHP	
Wander Franco, SS	

**Baseball America Minor League**  
**Player of the Year (4)**

Rocco Baldelli	2002
Delmon Young	2005
Jeremy Hellickson	2010
Blake Snell	2015

**USA Today Minor League**  
**Player of the Year (4)**

Josh Hamilton	2000
David Price	2008
Jeremy Hellickson	2010
Blake Snell	2015

**AL Player of the Month (3)**

Evan Longoria	April 2009
B.J. Upton	June 2009
Austin Meadows	Sep 2019

**AL Pitcher of the Month (8)**

Scott Kazmir	April 2008
David Price	Sep 2010
Jeremy Hellickson	May 2011
Chris Archer	July 2013
Blake Snell	Aug 2018
Blake Snell	Sep 2018
Tyler Glasnow	April 2019
Rich Hill	May 2021

**AL Rookie of the Month (9)**

Rocco Baldelli	April 2003
Rocco Baldelli	May 2003
Damon Hollins	May 2005
Evan Longoria	June 2008
Wade Davis	July 2010
Jeremy Hellickson	May 2011
Chris Archer	July 2013
Wil Myers	Sep 2013
Brandon Lowe	April 2019

**Roberto Clemente**  
**Award Nominees**

Greg Vaughn	2001
-------------	------

Greg Vaughn	2002
Lance Carter	2003
Toby Hall	2004
Toby Hall	2005
Rocco Baldelli	2006
Carl Crawford	2007
Carlos Peña	2008
James Shields	2009
James Shields	2010
James Shields	2011
David Price	2012
David Price	2013
Evan Longoria	2014
Chris Archer	2015
Chris Archer	2016
Evan Longoria	2017
Mallex Smith	2018
Kevin Kiermaier	2019
Charlie Morton	2020
Ryan Yarbrough	2021

**AL Player of the Week (43)**

Q. McCracken	3/31/98-4/5/98
J. Canseco	4/19/99-4/25/99
F. McGriff	5/3/99-5/9/99
W. Boggs	8/2/99-8/8/99
A. Lopez	8/7/00-8/13/00
G. Vaughn	6/4/01-6/10/01
J. Cruz Jr.	5/17/04-5/23/04
A. Huff	7/25/05-7/31/05
S. Kazmir	5/15/06-5/21/06
C. Crawford	5/22/06-5/28/06
G. Norton	9/25/06-10/1/06
B. Upton	7/16/07-7/22/07
C. Crawford	7/30/07-8/5/07
S. Kazmir	9/10/07-9/16/07
C. Peña	9/25/07-10/1/07
J. Shields	4/21/08-4/27/08
E. Longoria	6/23/08-6/29/08
C. Peña	9/15/08-9/21/08
E. Longoria	4/5/09-4/12/09
E. Longoria	4/27/09-5/3/09
B. Upton	6/15/09-6/21/09
E. Longoria	8/31/09-9/6/09
C. Crawford	6/14/10-6/20/10
M. Garza	7/26/10-8/1/10
E. Longoria	8/16/10-8/22/10
J. Damon	4/11/11-4/17/11
J. Shields	4/18/11-4/24/11
B. Zobrist	4/25/11-5/1/11
J. Shields	6/13/11-6/19/11
J. Shields	9/3/12-9/9/12
B. Upton	9/3/12-9/9/12
E. Longoria	5/6/13-5/12/13
A. Cobb	9/16/13-9/22/13
J. Loney	9/23/13-9/29/13
D. Jennings	4/28/14-5/4/14
C. Archer	6/11/15-6/7/15

L. Forsythe	8/31/15-9/6/15
E. Longoria	5/30/16-6/5/16
S. Souza Jr.	4/17/17-4/23/17
A. Meadows	4/8/19-4/14/19
N. Lowe	7/8/19-7/14/19
A. Meadows	9/2/19-9/8/19
B. Lowe	8/10/20-8/16/20

**Futures Game Selections (45)**

Álex Sánchez, OF (World)	1999
Matt White, RHP (U.S.)	
Josh Hamilton, OF (U.S.)	2000
Toby Hall, C (U.S.)	2001
Carl Crawford, OF (U.S.)	2002
Pete Laforest, C (World)	2003
Antonio Pérez, INF (World)	
B.J. Upton, SS (U.S.)	2004
Delmon Young, OF (U.S.)	
B.J. Upton, SS (U.S.)	2005
Delmon Young, OF (U.S.)	
Juan Salas, RHP (World)	2006
Evan Longoria, 3B (U.S.)	2007
Jeff Niemann, RHP (U.S.)	
Eduardo Morlan, RHP (World)	2008
Desmond Jennings, OF (U.S.)	2009
Kyeong Kang, OF (World)	
Jeremy Hellickson, RHP (U.S.)	2010
Desmond Jennings, OF (U.S.)	
Álex Torres, LHP (World)	
Tim Beckham, SS (U.S.)	2011
Hak Ju-Lee, SS (World)	
Matt Moore, LHP (U.S.)	
Felipe Rivero, LHP (World)	2012
Enny Romero, RHP (World)	
Taylor Guerrieri, RHP (U.S.)	2013
C.J. Riefenhauser, LHP (U.S.)	
Enny Romero, LHP (World)	
Justin O'Conner, C (U.S.)	2014
Enny Romero, LHP (World)	
Richie Shaffer, INF (U.S.)	2015
Blake Snell, LHP (U.S.)	
Willy Adames, SS (World)	2016
Chih-Wei Hu, RHP (World)	
Ryne Stanek, RHP (U.S.)	
Lucius Fox, SS (World)	2017
Brent Honeywell Jr., RHP (U.S.)	
Nate Lowe, 1B (U.S.)	2018
Jesús Sánchez, OF (World)	
Wander Franco, SS (AL)	2019
Ronaldo Hernández, C (AL)	
Brendan McKay, LHP (AL)	
Shane Baz, RHP (AL)	2021
Vidal Bruján, INF (AL)	
Xavier Edwards, INF (AL)	



## TEAM AWARDS

### Don Zimmer Award, BBWAA Tampa Bay Chapter

Quinton McCracken	1998	Carlos Peña	2007	Evan Longoria	2016
Roberto Hernández	1999	Jason Bartlett	2008	Steven Souza Jr.	2017
Gerald Williams	2000	Ben Zobrist	2009	Blake Snell	2018
Tanyon Sturtze	2001	Carl Crawford	2010	Austin Meadows	2019
Randy Winn	2002	James Shields	2011	Charlie Morton	
Aubrey Huff	2003	Fernando Rodney	2012	Brandon Lowe	2020
Carl Crawford	2004	Evan Longoria	2013	Mike Zunino	2021
Jorge Cantú	2005	Ben Zobrist	2014		
Carl Crawford	2006	Logan Forsythe	2015		

### Outstanding Rookie, BBWAA Tampa Bay Chapter

Rolando Arrojo	1998	James Shields	2006	Jake Odorizzi	2014
Ryan Rupe	1999	Delmon Young	2007	Nate Karns	2015
Steve Cox	2000	Evan Longoria	2008	Blake Snell	2016
Joe Kennedy	2001	Jeff Niemann	2009	Jake Faria	2017
Carl Crawford	2002	Wade Davis	2010	Joey Wendle	2018
Rocco Baldelli	2003	Jeremy Hellickson	2011	Brandon Lowe	2019
Jorge Cantú	2004	Matt Moore	2012	Pete Fairbanks	2020
Jonny Gomes	2005	Wil Myers	2013	Randy Arozarena	2021

### Paul C. Smith Champion Award, BBWAA Tampa Bay Chapter

John Flaherty	1998	Carl Crawford	2006	Evan Longoria	2014
John Flaherty	1999	Carlos Peña	2007	Chris Archer	2015
Greg Vaughn	2000	Cliff Floyd	2008	Evan Longoria	2016
Russ Johnson	2001	Carlos Peña	2009	Alex Cobb	2017
John Flaherty	2002	Carl Crawford	2010	Mallex Smith	2018
Al Martin	2003	Johnny Damon	2011	Kevin Kiermaier	2019
Tino Martinez	2004	James Shields	2012	Kevin Kiermaier	2020
Toby Hall	2005	Ben Zobrist	2013	Joey Wendle	2021

### Al Lopez Award


Dan Wheeler	2000	Elliot Johnson	2008	Taylor Motter	2016
Brent Abernathy	2001	Jeff Niemann	2009	Jake Bauers	2017
Steve Kent	2002	Reid Brignac	2010	Joey Wendle	2018
Rocco Baldelli	2003	Elliot Johnson	2011	Brandon Lowe	2019
Chad Gaudin	2004	Stephen Vogt	2012	Randy Arozarena	2020
Scott Kazmir	2005	Leslie Anderson	2013	Josh Fleming	2021
Elijah Dukes	2006	Brandon Guyer	2014		
Shawn Riggins	2007	Matt Andriese	2015		

## DID YOU KNOW?

### ABOUT PAUL C. SMITH & AL LOPEZ



**Paul C. Smith**, a longtime local sports journalist, passed away in 2005 at age 46. He wrote for the *St. Petersburg Times* and the Rays official website, and was executive sports editor of the *Tampa Tribune* from 1990-2000.



**Al Lopez**, one of two Tampa natives in the Hall of Fame, passed away in 2005 at age 97. After a 19-year career as a major league catcher, he found great success as manager of Cleveland and the White Sox.



# STREAKS & OPPONENTS

## Longest Winning Streak vs. Opponent

12	BAL, 7/20/21-Current BAL, 4/30/08-9/24/08
11	CLE, 5/25/19-7/24/21 MIN, 4/21/12-9/14/13
10	KC, 8/30/17-4/23/19
9	MIA, 7/22/18-9/4/20 SEA, 7/31/11-7/20/12 SD, 6/24/10-8/13/19
8	MIA, 5/22/11-6/15/12 KC, 6/2/09-8/1/09

## Longest Losing Streak vs. Opponent

14	MIN, 7/21/04-9/5/06
11	MIN, 4/25/02-5/8/03 BOS, 4/6/01-6/26/01 NYY, 9/17/98-9/24/99

## Longest Winning Streak vs. Opponent at Home

9	NYY, 7/21/11-7/3/12 MIN, 8/8/00-4/24/02
8	TOR, 5/22/12-9/23/12 SEA, 8/19/11-7/20/12

## Longest Losing Streak vs. Opponent at Home

11	BOS, 10/3/01-9/12/02
8	TEX, 5/24/99-5/3/00

## Longest Winning Streak at Opponent's Park

9	Camden Yards, 5/18/21-Current
8	Fenway Park, 6/9/19-8/13/20
7	Marlins Park, 5/14/19-4/2/21 Angel Stadium, 6/2/15-7/15/17 Minute Maid Park, 5/22/10-7/2/13 Sun Life Stadium, 6/9/07-5/23/09
6	Target Field, 7/6/11-9/14/13 Angel Stadium, 7/28/12-8/19/12 Camden Yards, 4/30/08-9/24/08 T-Mobile Park, 8/27/03-6/3/05

## Longest Losing Streak at Opponent's Park

18	Progressive Field, 9/29/05-7/23/10
11	Yankee Stadium, 4/14/04-4/18/05 Oakland Coliseum, 7/9/03-6/1/05
10	Metrodome, 7/21/04-4/12/07
9	T-Mobile Park, 5/9/16-6/3/18 Fenway Park, 9/11/07-9/8/08 Camden Yards, 8/25/06-7/26/07 Yankee Stadium, 6/3/98-9/24/99

## Best Homestand (2 series)

7-0	8/20/18-8/26/18 vs. KC, BOS
6-1	8/16/21-8/22/21 vs. BAL, CHW 7/5/10-7/11/10 vs. BOS, CLE 6/30/08-7/7/08 vs. BOS, KC 5/9/08-5/15/08 vs. LAA, NYY
5-1	(15x), last 7/5/21-7/11/21 vs. CLE, TOR

## Best Homestand (3 or more series)

9-1	8/30/19-9/8/19 vs. CLE, BAL, TOR 7/5/13-7/14/13 vs. CHW, MIN, HOU
8-1	6/22/18-7/1/18 vs. NYY, WSH, HOU
8-2	5/23/08-6/1/08 vs. BAL, TEX, CHW 7/22/05-7/31/05 vs. BAL, BOS, KC
7-2	9/7/18-9/16/18 vs. BAL, CLE, OAK 9/2/11-9/11/11 vs. BAL, TEX, BOS 4/18/08-4/27/08 vs. CHW, TOR, BOS
8-3	7/26/10-8/5/10 vs. DET, NYY, MIN 9/27/01-10/7/01 vs. TOR, BOS, NYY

## Best Road Trip (2 series)

7-0	5/18/21-5/24/21 at BAL, TOR
5-0	8/24/21-8/29/21 at PHI, BAL 7/18/14-7/23/14 at MIN, STL
5-1	4/16/21-4/21/21 at NYY, KC 8/28/20-9/2/20 at MIA, NYY 8/9/19-8/14/19 at SEA, SD 7/26/19-8/1/19 at TOR, BOS 9/25/12-9/30/12 at BOS, CHW 6/20/11-6/26/11 at MIL, HOU 5/6/11-5/12/11 at BAL, CLE 4/22/11-4/28/11, G2 at TOR, MIN 6/24/08-6/29/08 at FLA, PIT

## Best Road Trip (3 or more series)

9-1	8/10/20-8/20/20 at BOS, TOR, NYY 4/12/10-4/22/10 at BAL, BOS, CHW
8-1	6/15/04-6/24/04 at SD, ARI, TOR
9-2	6/27/14-7/6/14 at BAL, NYY, DET
8-2	7/19/13-7/29/13 at TOR, BOS, NYY 8/10/12-8/19/12 at MIN, SEA, LAA
7-2	4/5/19-4/14/19 at SF, CHW, TOR
6-2	9/24/13-9/30/13 at NYY, TOR, TEX
5-2	8/27/07-9/2/07 at CHW, BAL, NYY

## Winless Homestands (2 or more series)

0-5	4/1/11-4/6/11, BAL, LAA 9/15/00-9/20/00, OAK, SEA 4/24/98-4/28/98, OAK, ANA
-----	---

## Winless Road Trips (2 or more series)

0-8	5/26/14-6/3/14, TOR, BOS, MIA
0-7	6/20/16-6/26/16 at CLE, BAL 7/14/06-7/20/06, LAA, MIN
0-6	7/8/08-7/13/08, NYY, CLE 9/12/07-9/17/07, NYY, TOR 8/7/07-8/13/07, SEA, OAK 7/1/05-7/16/05, MIN, CHW 4/26/05-5/1/05, TOR, BAL 7/2/02-7/7/02, TEX, ANA 4/26/02-5/2/02, BOS, MIN
0-5	7/29/20-8/2/20 at ATL, BAL 8/6/13-8/11/13, ARI, LAD



# ALL-TIME ROSTER

## A

Abbott, Paul  
Abernathy, Brent  
Abreu, Winston  
Adames, Willy  
Aguilar, Jesus  
Aldred, Scott  
Allen, Brandon  
Alvarado, Jose  
Alvarez, Wilson  
Anderson, Marlon  
Anderson, Nick  
Andriese, Matt  
Archer, Chris  
Arcia, Oswaldo  
Arencibia, J.P.  
Armstrong, Shawn  
Arozarena, Randy  
Arrojo, Rolando  
Arroyo, Christian  
Aybar, Willy

## B

Backe, Brandon  
Badenhop, Burke  
Baez, Dany's  
Baldelli, Rocco  
Balfour, Grant  
Banda, Anthony  
Bartlett, Jason  
Bauers, Jake  
Bautista, Jose  
Baz, Shane  
Beckham, Tim  
Bedard, Erik  
Beeks, Jalen  
Beimel, Joe  
Belisario, Ronald  
Beliveau, Jeff  
Bell, Heath  
Bell, Rob  
Bellatti, Andrew  
Belnome, Vince  
Bemboom, Anthony  
Bennett, Jeff  
Benoit, Joaquin  
Bierbrodt, Nick  
Birkins, Kurt  
Blalock, Hank  
Blum, Geoff  
Boggs, Wade  
Borowski, Joe  
Bourgeois, Jason  
Bourjos, Peter  
Boxberger, Brad

Bradford, Chad  
Branyan, Russell  
Brazelton, Dewon  
Brett, Ryan  
Brignac, Reid  
Brosseau, Mike  
Brujan, Vidal  
Buente, Jay  
Burrell, Pat  
Burroughs, Sean  
Butler, Joey  
Butler, Rich

## C

Cabrera, Asdrubal  
Cairo, Miguel  
Callaway, Mickey  
Camp, Shawn  
Cannizaro, Andy  
Canseco, Jose  
Cantu, Jorge  
Canzler, Russ  
Carlson, Dan  
Carter, Lance  
Casali, Curt  
Casanova, Raul  
Cash, Kevin  
Castilla, Vinny  
Castillo, Diego  
Cedeno, Xavier  
Chargois, JT  
Charlton, Norm  
Childers, Jason  
Chirinos, Robinson  
Chirinos, Yonny  
Choate, Randy  
Choi, Ji-Man  
Cishek, Steve  
Ciuffo, Nick  
Clyburn, Danny  
Cobb, Alex  
Colome, Alex  
Colome, Jesus  
Conger, Hank  
Conley, Adam  
Conrad, Brooks  
Conti, Jason  
Corcoran, Tim  
Cormier, Lance  
Cortez, Fernando  
Cox, Steve  
Crawford, Carl  
Creek, Doug  
Cron, C.J.  
Cruz Jr., Jose

Cruz, Juan  
Cruz, Nelson  
Cummings, Midre  
Curtiss, John

## D

Damon, Johnny  
d'Arnaud, Travis  
Davis, Johnny  
Davis, Wade  
De La Rosa, Dane  
De Leon, Jose  
de los Santos, Luis  
Decker, Jaff  
DeJesus, David  
Delaney, Rob  
Diaz, Jumbo  
Diaz, Matt  
Diaz, Yandy  
Dickerson, Corey  
DiFelice, Mike  
Dillon, Joe  
Dohmann, Scott  
Dominguez, Jose  
Drake, Oliver  
Duda, Lucas  
Duffy, Matt  
Dukes, Elijah  
Duncan, Shelley  
Dunn, Scott  
Duvall, Mike  
Dykstra, Allan

## E

Easley, Damion  
Eiland, Dave  
Ekstrom, Mike  
Ellis, Chris  
Elmore, Jake  
Enders, Trevor  
Enns, Dietrich  
Eovaldi, Nathan  
Escalona, Felix  
Escobar, Yunel  
Espinosa, Danny  
Eveland, Dana

## F

Fairbanks, Pete  
Faria, Jake  
Farnsworth, Kyle  
Farquhar, Danny  
Featherston, Taylor  
Feyereisen, J.P.  
Fick, Robert  
Field, Johnny  
Figueroa, Cole

Fiore, Tony  
Flaherty, John  
Fleming, Josh  
Floro, Dylan  
Floyd, Cliff  
Font, Wilmer  
Fordey, Brook  
Forsythe, Logan  
Fortunato, Bartolome  
Fossum, Casey  
Francisco, Ben  
Franco, Julio  
Franco, Wander  
Franklin, Nick  
Frieri, Ernesto  
Fuld, Sam

## G

Gaillard, Eddie  
Gamboa, Eddie  
Garcia, Avisail  
Garcia, Edgar  
Gardner, Lee  
Garton, Ryan  
Garza, Matt  
Gathright, Joey  
Gaudin, Chad  
Geltz, Steve  
Gibaut, Ian  
Gilmartin, Sean  
Gimenez, Chris  
Gipson, Charles  
Glasnow, Tyler  
Glover, Gary  
Gomes, Brandon  
Gomes, Jonny  
Gomez, Carlos  
Gomez, Chris  
Gonzalez, Alex  
Gonzalez, Dicky  
Gonzalez, Geremi  
Gooden, Dwight  
Gorecki, Rick  
Graffanino, Tony  
Green, Nick  
Grieve, Ben  
Gross, Gabe  
Guillen, Jose  
Guillen, Ozzie  
Guilmet, Preston  
Guthrie, Mark  
Guyer, Brandon  
Guzman, Freddy  
Guzman, Joel  
Guzman, Juan



---

**H**

Halama, John  
Hall, Toby  
Hammel, Jason  
Hanigan, Ryan  
Harper, Travis  
Harris, Brendan  
Harville, Chad  
Hawpe, Brad  
Haynes, Nathan  
Head, Louis  
Hechavarria, Adeiny  
Hellickson, Jeremy  
Hendrickson, Mark  
Heredia, Guillermo  
Hernandez, Michel  
Hernandez, Roberto H.  
Hernandez, Roberto M.  
Hess, David  
Hill, Ken  
Hill, Rich  
Hinske, Eric  
Hollins, Damon  
Honeywell Jr., Brent  
Hoover, Paul  
Howell, J.P.  
Hu, Chih-Wei  
Huff, Aubrey  
Hunter, Tommy

---

**I**

Isringhausen, Jason  
Iwamura, Aki

---

**J**

Jackson, Edwin  
James, Delvin  
Jaso, John  
Jennings, Dan  
Jennings, Desmond  
Jepsen, Kevin  
Jimenez, Jason  
Johnson, Charles  
Johnson, Dan  
Johnson, DJ  
Johnson, Elliot  
Johnson, Jason  
Johnson, Kelly  
Johnson, Russ  
Joyce, Matt  
Judd, Mike

---

**K**

Kapler, Gabe  
Karns, Nathan  
Kazmir, Scott  
Kelly, Kenny  
Kelly, Mike  
Kennedy, Joe  
Kent, Steve

Keppinger, Jeff  
Kiermaier, Kevin  
Kittredge, Andrew  
Kolarek, Adam  
Kotchman, Casey  
Kratz, Erik  
Krauss, Marc  
Krehbiel, Joey

---

**L**

LaForest, Pete  
Laker, Tim  
Lamb, David  
Ledesma, Aaron  
Lee, Travis  
Levine, Al  
Lidle, Cory  
Liefer, Jeff  
Lobaton, Jose  
Lombard, George  
Loney, James  
Longoria, Evan  
Lopez, Albie  
Lopez, Felipe  
Loup, Aaron  
Lowe, Brandon  
Lowe, Josh  
Lowe, Nathaniel  
Lowery, Terrell  
Lueke, Josh  
Lugo, Julio  
Lugo, Ruddy  
Luplow, Jordan

---

**M**

Mahtook, Mikie  
Maile, Luke  
Malaska, Mark  
Margot, Manuel  
Marinez, Jhan  
Marks, Justin  
Martin, Al  
Martin, Tom  
Martinez, Dave  
Martinez, Felix  
Martinez, Jose  
Martinez, Michael  
Martinez, Tino  
Matsui, Hideki  
Mazza, Chris  
McCarty, Dave  
McClain, Scott  
McClanahan, Shane  
McClung, Seth  
McCracken, Quinton  
McGee, Jake  
McGriff, Fred  
McHugh, Collin  
McKay, Brendan

Meacham, Rusty  
Meadows, Austin  
Meadows, Brian  
Mecir, Jim  
Mejia, Francisco  
Miceli, Dan  
Miller, Brad  
Miller, Trevor  
Milner, Hoby  
Mohr, Dustan  
Molina, Jose  
Moore, Adam  
Moore, Matt  
Moreno, Diego  
Morris, Jim  
Morrison, Logan  
Morton, Charlie  
Moss, Damian  
Motter, Taylor  
Munson, Eric  
Myers, Wil

---

**N**

Nava, Daniel  
Navarro, Dioner  
Nelson, Joe  
Newman, Alan  
Niemann, Jeff  
Nomo, Hideo  
Norris, Derek  
Norton, Greg  
Nunez, Franklin  
Nuno, Vidal

---

**O**

Odom, Joseph  
Odorizzi, Jake  
O'Grady, Brian  
Ordaz, Luis  
Ordonez, Rey  
Orvella, Chad  
Oviedo, Juan Carlos

---

**P**

Padlo, Kevin  
Pagan, Emilio  
Parque, Jim  
Parris, Steve  
Patino, Luis  
Paul, Josh  
Pearce, Steve  
Pena, Carlos  
Pennington, Brad  
Peralta, Joel  
Percival, Troy  
Perez, Antonio  
Perez, Eduardo  
Perez, Fernando  
Perez, Michael  
Perez, Tomas

Perry, Herbert  
Peterson, Shane  
Pham, Tommy  
Phelps, Josh  
Phelps, Travis  
Phillips, Brett  
Phillips, Evan  
Piatt, Adam  
Pinto, Ricardo  
Plouffe, Trevor  
Poche, Colin  
Poppen, Sean  
Price, David  
Prieto, Ariel  
Pruitt, Austin  
Puello, Cesar

---

**Q**

Qualls, Chad  
Querecuto, Juniel

---

**R**

Ramirez, Alexei  
Ramirez, Erasmo  
Ramirez, Manny  
Ramos, Cesar  
Ramos, Wilson  
Rasmus, Colby  
Rasmussen, Drew  
Reed, Cody  
Refsnyder, Rob  
Rekar, Bryan  
Renfroe, Hunter  
Reyes, Al  
Reyes, Carlos  
Rhymes, Will  
Richard, Chris  
Richards, Trevor  
Ridgway, Jeff  
Riefenhauser, C.J.  
Riggans, Shawn  
Ritchie, Todd  
Rivera, Rene  
Roberts, Ryan  
Robertson, Daniel  
Robertson, David  
Robinson, Kerry  
Rocker, John  
Rodney, Fernando  
Rodriguez, Sean  
Roe, Chaz  
Rolls, Damian  
Romano, Jason  
Romero, Enny  
Romo, Sergio  
Rose, Brian  
Ruebel, Matt  
Ruggiano, Justin  
Rupe, Ryan



Russell, Adam

Ryu, Jae-kuk

**S**

Sadler, Casey

Salas, Juan

Sanchez, Alex

Sanchez, Rey

Sandberg, Jared

Sands, Jerry

Santana, Julio

Saunders, Tony

Schultz, Jaime

Scott, Luke

Seay, Bobby

Seo, Jae

Shaffer, Richie

Sheets, Andy

Sherriff, Ryan

Shields, James

Shoppach, Kelly

Shouse, Brian

Shumpert, Terry

Silvestri, Dave

Simon, Randall

Singleton, Chris

Sizemore, Grady

Slegers, Aaron

Smith, Bobby

Smith, Jason

Smith, Kevan

Smith, Mallex

Smyly, Drew

Snell, Blake

Snyder, Brandon

Sogard, Eric

Solis, Ali

Sonnastine, Andy

Soriano, Rafael

Sorrento, Paul

Sosa, Jorge

Souza Jr., Steven

Span, Denard

Sparks, Jeff

Springer, Dennis

Springer, Russ

Springs, Jeffrey

Standridge, Jason

Staneck, Ryne

Stocker, Kevin

Stokes, Brian

Strickland, Hunter

Sturdevant, Tyler

Sturtze, Tanyon

Sucre, Jesus

Sulser, Cole

Sutton, Drew

Switzer, Jon

**T**

Talbot, Mitch

Tatis, Ramon

Taylor, Billy

Taylor, Reggie

Teaford, Everett

Thayer, Dale

Thompson, Rich

Thompson, Ryan

Timmons, Ozzie

Torres, Alex

Trachsel, Steve

Trammell, Bubba

Truby, Chris

Tsutsugo, Yoshi

Tyner, Jason

**U**

Upton, B.J.

**V**

Valentin, Javier

Vaughn, Greg

Velandia, Jorge

Velazquez, Andrew

Venafo, Mike

Venters, Jonny

Vogt, Stephen

**W**

Wacha, Michael

Wade, Terrell

Waechter, Doug

Walker, Tyler

Wallace, Jeff

Walls, Taylor

Walton, Jerome

Webb, John

Webb, Ryan

Weber, Ryan

Weeks Jr., Rickie

Wendle, Joey

Wheeler, Dan

White, Rick

Whitley, Chase

Wigginton, Ty

Williams, Gerald

Williams, Justin

Wilson, Bobby

Wilson, Josh

Wilson, Paul

Winn, Randy

Wisler, Matt

Witasick, Jay

Witt, Bobby

Witt, Kevin

Wong, Kean

Wood, Hunter

Wright, Jamey

Wright, Wesley

**Y**

Yan, Esteban

Yarbrough, Ryan

Yates, Kirby

Young, Delmon

**Z**

Zambrano, Victor

Zaun, Gregg

Zobrist, Ben

Zunino, Mike

**DID YOU KNOW?****RAYS ALL-TIME EJECTION LEADERS**

Joe Maddon leads the list with 37 ejections while Carl Crawford and B.J. Upton lead Rays players with five. Thirty-eight of the Rays 179 ejections all-time have come against the Red Sox. The Rays had eight players/coaches ejected and the Red Sox none on Aug 29, 2000.

Joe Maddon	37	Mike DiFelice	3	Tom Foley	2
Larry Rothschild	15	Yunel Escobar	3	Jonny Gomes	2
Kevin Cash	11	Matt Joyce	3	Jim Hickey	2
Lou Piniella	9	Dave Martinez	3	Aubrey Huff	2
Hal McRae	7	John McLaren	3	Julio Lugo	2
Carl Crawford	5	Mike Butcher	2	David Price	2
B.J. Upton	5	José Cardenal	2	Derek Shelton	2
Greg Vaughn	4	Lee Elia	2		



# ALL-TIME NUMERICAL ROSTER

## 0

Mallex Smith (2017-2018)

## 1

Willy Adames (2018-2021)

Tim Beckham (2015-2017)

Sean Rodriguez (2010-2014)

Akinori Iwamura (2007-2009)

Joey Gathright (2005)

Rey Sanchez (2004)

Antonio Perez (2003)

Miguel Cairo (2000)

## 2

Yandy Diaz (2019-2021)

Denard Span (2018)

Michael Martinez (2017)

Shane Peterson (2017)

Nick Franklin (2014-2016)

Kelly Johnson (2013)

B.J. Upton (2006-2012)

Fernando Cortez (2005)

Alex Sanchez (2005)

Randy Winn (1998-2002)

## 3

Evan Longoria (2008-2017)

Jorge Velandia (2007)

Jorge Cantu (2005-2007)

Felix Escalona (2003)

Jeff Liefer (2003)

Adam Piatt (2003)

Jason Smith (2003)

Brent Abernathy (2001-2003)

Quinton McCracken (1998-2000)

## 4

Blake Snell (2016-2020)

Joey Gathright (2006)

Jason Conti (2002)

Gerald Williams (2000-2001)

Aaron Ledesma (1998-1999)

## 5

Wander Franco (2021)

Matt Duffy (2016-2019)

Brandon Guyer (2014-2016)

Sam Fuld (2011-2013)

Pat Burrell (2009-2010)

Rocco Baldelli (2003-2010)

Felix Escalona (2002)

## 6

Taylor Walls (2021)

Erik Kratz (2019)

Justin Williams (2018)

John Flaherty (1998-2002)

## 7

Vidal Brujan (2021)

Michael Perez (2019-2020)

Logan Morrison (2016-2017)

Daniel Nava (2015)

David DeJesus (2013-2015)

Jeff Keppinger (2012)

## 8

Brandon Lowe (2019-2021)

Rob Refsnyder (2018)

Danny Espinosa (2017)

Rickie Weeks (2017)

Desmond Jennings (2011-2016)

Jason Bartlett (2008-2010)

Josh Paul (2007)

Alex Gonzalez (2005)

Jason Romano (2004)

Marlon Anderson (2003)

Carl Crawford (2002)

Mike Difelice (1998-2001)

## 9

Eric Sogard (2019)

Jake Bauers (2018)

Juniel Querecuto (2016)

Oswaldo Arcia (2016)

Joey Butler (2015)

Wil Myers (2013-2014)

Elliot Johnson (2011-2012)

Hank Blalock (2010)

Gregg Zaun (2009)

Shawn Riggins (2008-2009)

Josh Wilson (2007)

Tomas Perez (2006)

B.J. Upton (2004)

Robert Fick (2004)

Al Martin (2003)

Chris Gomez (2001-2002)

Vinny Castilla (2000-2001)

Bob Smith (1998-2000)

## 10

Mike Zunino (2019-2021)

Johnny Field (2018)

Corey Dickerson (2016-2017)

Jake Elmore (2015)

Logan Forsythe (2014)

Will Rhymes (2012)

Kelly Shoppach (2010-2011)

Justin Ruggiano (2007-2008)

Dustan Mohr (2007)

Luis Ordaz (2006)

Chris Singleton (2005)

Damian Rolls (2004)

Rey Ordóñez (2003)

Jared Sandberg (2001-2002)

Russ Johnson (2000)

Rich Butler (1998-1999)

## 11

Shane Baz (2021)

Hunter Renfroe (2020)

Andrew Velazquez (2018-2019)

Adeiny Hechavarria (2017-2018)

Logan Forsythe (2015-2016)

Yunel Escobar (2013-2014)

Brandon Guyer (2012)

Casey Kotchman (2011)

Brad Hawpe (2010)

Joe Dillon (2009)

Jaе Kuk Ryu (2007-2008)

Hideo Nomo (2005)

Geoff Blum (2004)

Jason Tyner (2003)

## 12

Wade Boggs (1998-1999, RET)

## 13

Manuel Margot (2020-2021)

Brad Miller (2016-2018)

Asdrubal Cabrera (2015)

Heath Bell (2014)

Jason Bourgeois (2013)

Ben Francisco (2012)

Carl Crawford (2003-2010)

Ozzie Guillen (2000)

Miguel Cairo (1998-2000)

## 14

Rich Hill (2021)

Brett Phillips (2020)

Trevor Plouffe (2017)

Jaff Decker (2016)

David Price (2008-2014)

Greg Norton (2006-2007)

Brent Abernathy (2003)

Jason Tyner (2000-2002)

Dave Martinez (1998-2000)

## 15

Chris Mazza (2021)

Aaron Loup (2020)

Emilio Pagan (2019)

Shelley Duncan (2013)

Delmon Young (2013)

Reid Brignac (2009-2012)

Cliff Floyd (2008)

Casey Fossum (2005-2007)

Paul Hoover (2001-2002)

Kenny Kelly (2000)





David Lamb (1999)  
Kerry Robinson (1998)

**16**

Chris Gimenez (2012-2013)  
Justin Ruggiano (2011)  
Willy Aybar (2008-2010)  
Brendan Harris (2007)  
Travis Lee (2003-2006)  
Felix Martinez (2000-2001)  
Dwight Gooden (2000)  
Tim Laker (1998)

**17**

Austin Meadows (2018-2021)  
Jumbo Diaz (2017)  
Taylor Featherston (2017)  
Raul Casanova (2007)  
Kevin Cash (2005)  
Charles Gipson (2004)  
Joe Kennedy (2002-2003)  
Rolando Arjojo (1999)  
Dave Silvestri (1998)

**18**

Joey Wendle (2018-2021)  
Peter Bourjos (2017)  
Ben Zobrist (2006-2014)  
Nick Green (2005-2006)  
Ben Grieve (2001-2003)  
Julio Franco (1999)

**19**

Josh Fleming (2021)  
Nick Ciuffo (2018-2019)  
Curt Casali (2015-2017)  
Jerry Sands (2014)  
Ryan Roberts (2012-2013)  
Brandon Allen (2012)  
Gabe Kapler (2010)  
Scott Kazmir (2006-2009)  
Aubrey Huff (2001-2006)  
Kevin Stocker (1998-2000)

**20**

Tyler Glasnow (2018-2021)  
Steven Souza Jr. (2015-2017)  
Matt Joyce (2009-2014)  
Mike Difelice (2008)  
Midre Cummings (2004)  
Javier Valentin (2003)  
Dave McCarty (2002)  
Bob Smith (2000-2002)  
Viny Castilla (2000)  
Miguel Cairo (1998)  
Scott McClain (1998)

**21**

Cody Reed (2020-2021)  
Jesus Aguilar (2019)  
Christian Arroyo (2018)  
Lucas Duda (2017)

Taylor Featherston (2017)  
Bobby Wilson (2016)  
James Loney (2013-2015)  
Jose Lobaton (2012)  
Andy Sonnanstine (2008-2011)  
Ty Wigginton (2006-2007)  
Josh Phelps (2005)  
Aubrey Huff (2000)  
Bubba Trammell (1998-2000)

**22**

Chris Archer (2012-2018, 2021)  
Christian Arroyo (2019)  
Johnny Damon (2011)  
Matt Garza (2008-2010)  
Shawn Camp (2007)  
Jose Cruz (2004)  
Terry Shumpert (2003)

**23**

Nelson Cruz (2021)  
Jake Odorizzi (2013-2017)  
Carlos Pena (2007-2012)  
Julio Lugo (2003-2006)  
Greg Vaughn (2000-2002)  
John Flaherty (1998)

**24**

Avisail Garcia (2019)  
Nathan Eovaldi (2018)  
Alexei Ramirez (2016)  
Hank Conger (2016)  
Grady Sizemore (2015)  
Ryan Hanigan (2014)  
Rich Thompson (2012)  
Manny Ramirez (2011)  
Dan Johnson (2008-2011)  
Justin Ruggiano (2008)  
Kurt Birkins (2008)  
Kevin Witt (2006)  
Sean Burroughs (2006)  
Eric Munson (2005)  
Charles Johnson (2005)  
Tino Martinez (2004)  
George Lombard (2003)  
Ryan Rupe (1999-2002)  
Mike Kelly (1998)

**25**

Jordan Luplow (2021)  
Yoshi Tsutsugo (2020-2021)  
Matt Diaz (2003-2004)  
Damion Easley (2003)  
Russ Johnson (2001-2002)

**26**

Ji-Man Choi (2018-2021)  
Brad Boxberger (2014-2017)  
Stephen Vogt (2012)  
Gabe Gross (2008-2009)  
Dan Johnson (2008)

Delmon Young (2006-2007)  
Scott Kazmir (2005)  
Brook Fordyce (2004)  
Jared Sandberg (2003)  
Andy Sheets (2001-2002)  
Tony Graffanino (1999-2000)  
Tim Laker (1998)

**27**

Carlos Gomez (2018)  
Mikie Mahtook (2015-2016)  
Cesar Ramos (2011-2014)  
Desmond Jennings (2010)  
Gabe Kapler (2009)  
Scott Dohmann (2007-2008)  
Damon Hollins (2005-2006)  
Geoff Blum (2004)  
Bobby Seay (2001-2003)  
Cory Lidle (1999-2000)  
Jerome Walton (1998)  
Rick White (1998)

**28**

Francisco Mejia (2021)  
Daniel Robertson (2018-2019)  
Colby Rasmus (2017)  
Steve Pearce (2016)  
John Jaso (2008-2015)  
Jose Molina (2012-2014)  
Alberto Reyes (2007-2008)  
Danyo Baez (2004-2005)  
Jim Parque (2003)  
Steve Cox (2000-2002)  
Eddie Gaillard (1998-1999)

**29**

Pete Fairbanks (2020-2021)  
Tommy Pham (2018-2019)  
Brandon Snyder (2018)  
Daniel Robertson (2017)  
Ryan Brett (2015)  
Tim Beckham (2013)  
Dan Johnson (2011)  
Rafael Soriano (2010)  
Joel Guzman (2007)  
Russell Branyan (2006)  
Reggie Taylor (2005)  
Fred McGriff (1998-2004)  
Jason Smith (2002)

**30**

David Robertson (2021)  
Cesar Puello (2017)  
Erasmo Ramirez (2015-2017)  
Vince Belnome (2014)  
Luke Scott (2012-2013)  
Brandon Guyer (2011)  
Dioner Navarro (2006-2010)  
Mark Hendrickson (2004-2006)  
Brandon Backe (2003)



Jose Guillen (1999-2001)  
Scott Aldred (1999)  
Rolando Arrojo (1998)

---

**31**

Collin McHugh (2021)  
Brian O'Grady (2020)  
Kean Wong (2019)  
Adam Moore (2018)  
Xavier Cedeno (2015-2017)  
Allan Dykstra (2015)  
Burke Badenhop (2012)  
Jose Lobaton (2011)  
Lance Cormier (2009-2010)  
Jonny Gomes (2005-2008)  
Todd Ritchie (2004)  
Tony Saunders (1998-1999)

---

**32**

Chris Richard (2009)  
Eric Hinske (2008)  
Shawn Riggans (2006-2007)  
Damian Moss (2004)  
Adam Piatt (2003)  
Nick Bierbrodt (2001-2003)  
Albie Lopez (1998-2001)

---

**33**

Steve Cishek (2017)  
Derek Norris (2017)  
Drew Smyly (2014-2016)  
James Shields (2007-2012)  
Dan Miceli (2006)  
Eduardo Perez (2004-2005)  
Damian Rolls (2001-2003)  
Jose Canseco (1999-2000)

---

**34**

J.P. Feyereisen (2021)  
Trevor Richards (2019-2021)  
Jake Faria (2017-2019)  
C.J. Riefenhauser (2014-2015)  
Jeff Niemann (2008-2012)  
Paul Abbott (2004)  
Dan Wheeler (1999-2001)

---

**35**

Brett Phillips (2021)  
Nathaniel Lowe (2019-2020)  
Brandon Lowe (2018)  
Matt Andriese (2015-2018)  
Cole Figueroa (2014)  
Jamey Wright (2013)  
Hideki Matsui (2012)  
Dan Wheeler (2007-2010)  
Elijah Dukes (2007)  
Delmon Young (2006-2007)  
Randall Simon (2004)  
B.J. Upton (2004)  
Chris Truby (2003)  
Bryan Rekar (2000-2001)

Herbert Perry (1999-2000)  
Dennis Springer (1998)

---

**36**

Andrew Kittredge (2017-2021)  
Richie Shaffer (2015-2016)  
Marc Krauss (2015)  
Brooks Conrad (2012)  
Adam Russell (2011)  
Randy Choate (2009-2010)  
Russ Springer (2009)  
Edwin Jackson (2006-2008)  
Tim Laker (2005)  
Jorge Sosa (2004)  
Luis de los Santos (2002)  
Tony Fiore (2000-2001)  
Mark Guthrie (2000)  
Matt Ruebel (1998)  
Terrell Wade (1998)

---

**37**

Kevin Padlo (2021)  
Matt Wisler (2021)  
Travis d'Arnaud (2019)  
Alex Colome (2013-2018)  
Juan Cruz (2011)  
Randy Choate (2009)  
Russ Springer (2009)  
Nathan Haynes (2008)  
Seth McClung (2003-2006)  
Brandon Backe (2002-2003)  
Rusty Meacham (2001)  
Billy Taylor (2000)  
Norm Charlton (1999)  
Scott Aldred (1998-1999)

---

**38**

Colin Poche (2019)  
Vidal Nuno III (2018)  
Taylor Motter (2016)  
Jeff Beliveau (2013-2015)  
Robinson Chirinos (2011)  
Fernando Perez (2008-2009)  
Brendan Harris (2007)  
Andy Sonnanstine (2007)  
Travis Harper (2006)  
Lance Carter (2002-2005)  
Doug Creek (2000-2002)

---

**39**

Kevin Kiermaier (2014-2021)  
J.P. Howell (2006-2012)  
Jason Childers (2006)  
Pete LaForest (2003-2005)  
Steve Parris (2003)  
Lee Gardner (2002)  
Roberto Hernandez (1998-2000)

---

**40**

Jose Martinez (2020)  
Anthony Bemboom (2019)

Wilson Ramos (2017-2018)  
Kevin Jepsen (2015-2016)  
J.P. Arencebia (2015)  
Erik Bedard (2014)  
Roberto Hernandez (2013)  
Wade Davis (2010-2012)  
Troy Percival (2008-2009)  
Jae Weong Seo (2006-2007)  
Doug Waechter (2003-2005)  
Al Levine (2003)  
Wilson Alvarez (1998-2002)

---

**41**

Kevin Kiermaier (2013)  
Michel Hernandez (2008-2009)  
Andy Cannizaro (2008)  
Brian Stokes (2006-2007)  
Rob Bell (2003-2005)  
Paul Wilson (2000-2002)  
Danny Clyburn (1999)  
Jason Johnson (1998)

---

**43**

Mike Brosseau (2019-2021)  
Michael Perez (2018)  
Dan Jennings (2017)  
Dany Farnquhar (2016-2017)  
Ernesto Frieri (2015)  
Ali Solis (2014)  
Freddy Guzman (2013)  
Kyle Farnsworth (2011-2013)  
Elliot Johnson (2008)  
Chad Harville (2006)  
Joey Gathright (2004)  
Dicky Gonzalez (2004)  
Jon Switzer (2003)  
Mike Venafro (2003)  
Esteban Yan (1998-2002)

---

**44**

Kevan Smith (2020-2021)  
Pete Fairbanks (2019)  
Hunter Wood (2019)  
C.J. Cron (2018)  
Rene Rivera (2015)  
Drew Sutton (2012)  
Jason Istringhausen (2009)  
Reid Brignac (2008)  
Doug Waechter (2006)  
Toby Hall (2001-2006)  
Ken Hill (2001)  
Ozzie Timmons (2000)  
Paul Sorrento (1998-1999)

---

**45**

Brent Honeywell Jr. (2021)  
Austin Pruitt (2019)  
Jesus Sucre (2017-2018)  
Enny Romero (2013-2016)  
Russ Canzler (2011)



Felipe Lopez (2011)  
Jay Witasick (2007)  
Ruddy Lugo (2006-2007)  
Dewon Brazelton (2002-2005)  
Trevor Enders (2000)  
Jim Mecir (1998-2000)

**46**

Shawn Armstrong (2021)  
Jose Alvarado (2017-2020)  
Luke Maile (2015-2016)  
Bobby Wilson (2015)  
Juan Carlos Oviedo (2014)  
Joe Nelson (2009)  
Jeff Ridgway (2007)  
Brian Meadows (2006)  
Bobby Seay (2004)  
Mark Malaska (2003)  
Jesus Colome (2001-2002)  
Steve Trachsel (2000)  
Alan Newman (1999)  
Dan Carlson (1998)

**47**

Oliver Drake (2019-2020)  
Ryan Weber (2018)  
Chase Whitley (2016-2017)  
Brandon Gomes (2011-2015)  
Jeff Bennett (2009)  
Gary Glover (2007-2008)  
Scott Dunn (2006)  
Franklin Nunez (2004-2005)  
Victor Zambrano (2003-2004)  
Mike Duvall (1998-2000)

**48**

Ryan Yarbrough (2018-2021)  
Joe Borowski (2005)  
Jon Switzer (2005)  
John Rucker (2003)  
Delvin James (2002)  
Ariel Prieto (2001)  
Dave Eiland (1998-2000)

**49**

Brendan McKay (2019)  
Jonny Venters (2018)  
Tommy Hunter (2017)  
Dylan Floro (2016)  
Kirby Yates (2014-2015)  
Wesley Wright (2013)  
Dane De La Rosa (2011-2012)  
Winston Abreu (2009)  
Jason Hammel (2006-2008)  
Jesus Colome (2003-2006)  
Tanyon Sturtze (2000-2002)

**50**

Chaz Roe (2021)  
Charlie Morton (2019-2020)  
Austin Pruitt (2017-2018)

Jhan Marinez (2016)  
Tyler Sturdevant (2016)  
Everett Teaford (2015)  
Grant Balfour (2007-2015)  
James Shields (2006)  
Chad Gaudin (2003-2004)  
Mike Judd (2001)  
Joe Kennedy (2001)  
Terrell Lowery (1999)

**51**

Dana Eveland (2016)  
Nate Karns (2014-2015)  
Jay Buente (2011)  
Mitch Talbot (2008)  
Tyler Walker (2006)  
Trevor Miller (2004-2005)  
Geremi Gonzalez (2003)  
Steve Kent (2002)  
Mickey Callaway (2001)  
Jeff Wallace (2001)  
Rick White (1998-2000)

**52**

Michael Wacha (2021)  
Chaz Roe (2017-2020)  
Ryan Garton (2016-2017)  
Jose Dominguez (2015)  
Josh Lueke (2012-2014)  
Brian Shouse (2009)  
Juan Salas (2008)  
Jon Switzer (2006-2007)  
Lee Gardner (2005)  
John Halama (2004)  
Tom Martin (2002)  
Brian Rose (2001)  
Ramon Tatis (1998)

**53**

Josh Lowe (2021)  
Anthony Banda (2018-2020)  
Alex Cobb (2011-2017)  
Joaquin Benoit (2010)  
Chad Bradford (2008-2009)  
Juan Salas (2006-2007)  
John Webb (2004-2005)  
Jason Standridge (2001-2004)  
Bobby Witt (1999)  
Matt Ruebel (1998)

**54**

Guillermo Heredia (2019)  
Sergio Romo (2017-2018)  
Hunter Wood (2017)  
Steve Geltz (2014-2016)  
Alex Torres (2013)  
Mike Ekstrom (2010-2011)  
Chad Orvella (2005-2007)  
Geremi Gonzalez (2004)  
Jason Jimenez (2002)

**55**

Adam Conley (2021)  
DJ Johnson (2021)  
Ryne Stanek (2018-2019)  
Adam Kolarek (2017)  
Matt Moore (2011-2016)  
Rob Delaney (2011)  
Cesar Ramos (2011)  
Chad Qualls (2010)  
Toby Hall (2000-2001)  
Rick Gorecki (1998)

**56**

Randy Arozarena (2020-2021)  
Adam Kolarek (2018-2019)  
Dana Eveland (2016)  
Ronald Belisario (2015)  
Fernando Rodney (2012-2013)  
Alex Torres (2011)  
Tim Corcoran (2005-2007)  
Bryan Rekar (1998-2000)

**57**

Drew Rasmussen (2021)  
Aaron Slegers (2019-2020)  
Jaime Schultz (2018)  
Jake McGee (2010-2015)  
Trevor Miller (2008)  
Bartolome Fortunato (2004)  
Scott Kazmir (2004)  
Carlos Reyes (2003)  
Juan Guzman (2000)  
Brad Pennington (1998)

**58**

Louis Head (2021)  
Edgar Garcia (2020)  
Ian Gibaut (2019)  
Chih-Wei Hu (2017-2018)  
Justin Marks (2016)  
Ryan Webb (2016)  
Preston Guilmet (2015)  
Jeremy Hellickson (2010-2014)  
Wade Davis (2009)  
Travis Harper (2000-2005)

**59**

Jeffrey Springs (2021)  
Justin Marks (2017)  
Ryne Stanek (2017)  
Eddie Gamboa (2016)  
Andrew Bellatti (2015)  
Everett Teaford (2015)  
Curt Casali (2014)  
Jose Lobaton (2013)  
Dale Thayer (2009-2010)  
Shawn Camp (2006-2007)  
Jose Bautista (2004)  
Jorge Cantu (2004)  
Jorge Sosa (2002-2003)



---

**60**

David Hess (2021)  
Evan Phillips (2021)  
Sean Poppen (2021)  
Hunter Strickland (2021)  
Hoby Milner (2018-2019)  
Jorge Velandia (2007)  
Jonny Gomes (2003-2004)  
Victor Zambrano (2001-2002)  
Julio Santana (1998-1999)

**61**

Luis Patino (2021)  
Josh Fleming (2020)  
Hunter Wood (2018)  
Dustan Mohr (2007)  
Travis Phelps (2001-2002)  
Mickey Callaway (1999)

**62**

Shane McClellanahan (2020-2021)  
Wilmer Font (2018-2019)  
Joel Peralta (2011-2014)  
Luis Ordaz (2006)  
Jeff Sparks (1999-2000)

**63**

Diego Castillo (2018-2021)

Chris Gimenez (2012)  
Jim Morris (1999-2000)

**64**

Joey Krehbiel (2021)  
Joseph Odom (2021)  
Diego Moreno (2017)

**65**

Casey Sadler (2019)

**67**

Ricardo Pinto (2019)

**68**

Jalen Beeks (2018-2020)

**70**

Nick Anderson (2019-2021)

**71**

Ryan Sherriff (2020-2021)  
Cole Sulser (2019)  
Damian Rolls (2000)  
Steve Cox (1999)

**72**

Yonny Chirinos (2018-2020)

**73**

Johnny Davis (2019)

**74**

J.P. Howell (2011)

**75**

Dietrich Enns (2021)

**81**

Ryan Thompson (2020-2021)

**84**

JT Chargois (2021)  
John Curtiss (2020)

**85**

Sean Gilmartin (2020)

**86**

Chris Ellis (2021)

**87**

Jose De Leon (2017-2019)

**88**

Josh Paul (2006)

**97**

Joe Beimel (2005)

---

**DID YOU KNOW?****ROBERTO CLEMENTE AWARD**

Since 1971, Major League Baseball has annually presented an award that recognizes a player who best exemplifies the game of baseball through sportsmanship, community involvement and positive contributions to his team.

In 1973, following the tragic death of Roberto Clemente, the award was named to honor the man whose spirit and goodwill will always be remembered. The 12-time All-Star and Hall of Famer was killed in a plane crash in 1972 delivering food and medical supplies to earthquake victims of Nicaragua. The award recognizes those individuals who truly understand the value of helping others.

A panel of baseball dignitaries, including Vera Clemente and Commissioner Rob Manfred, annually selects the winner from a list of 30 candidates, one from each major league club. These local winners are announced in September on Roberto Clemente Day. The winner of the national Roberto Clemente Award is announced during a pregame ceremony at the World Series. Past winners include Edgar Martínez, Jamie Moyer, Jim Thome, Derek Jeter, Curt Schilling, Al Leiter, Tony Gwynn, Willie Mays, Ozzie Smith and Cal Ripken Jr. The Rays were represented on the ballot by Ryan Yarbrough in 2021.



# ALL-TIME COACHES

COACHES	POS.	YEARS
Anderson, Brian	Assistant Pitching	2008-09
Baldelli, Rocco	1B Field Coord.	2015-17 2018
Bogar, Tim	Quality Assurance	2008
Boggs, Wade	Hitting	2001
Boroski, Stan	Assistant Pitching Bullpen	2010-11 2012-21
Bosio, Chris	Pitching	2003
Brown, Jackie	Pitching	2002
Butcher, Mike	Pitching	2006
Cardenal, José	1B	2000-01
Cash, Kevin	Manager	2015-21
Collins, Terry	Bullpen 3B	2001 2001
Daulton, Darren	Bullpen	2001
Elia, Lee	Hitting	2003-05
Erllichman, Jonathan	Process & Analytics	2019-21
Evers, Bill	Bench	2006
Ezell, Glenn	Bullpen	2001-02
Fischer, Bill	Pitching	2000-01
Foley, Tom	3B Bench	2002-14 2015-17
Gomez, Orlando	Bullpen	1998-2000
Greene, Todd	Quality Assurance	2009
Hatcher, Billy	1B 3B Bench	1998-99, 2003-05 2000 2001-02
Henderson, Steve	Hitting	1998, 2006-09
Hernandez, Chuck	Pitching	2004-05
Hendrick, George	1B	2006-14
Hickey, Jim	Pitching	2007-17

COACHES	POS.	YEARS
Hoover, Paul	Field Coord.	2019-21
Howard, Frank	Bench	1998-99
Linares, Rodney	3B	2019-21
Maddon, Joe	Manager	2006-14
Martinez, Dave	1B Bench	2007 2008-14
May, Lee	1B	2001-02
May, Milt	Hitting	2002
McLaren, John	Bench	2003
McRae, Hal	Bench Manager	2001 2001-02
Montoyo, Charlie	3B Bench	2015-17 2018
Mottola, Chad	Hitting	2016-21
Nelson, Jamie	Coach	2013-17
Piniella, Lou	Manager	2003-05
Quatraro, Matt	3B Bench	2018 2019-21
Ramos, Bobby	Bullpen	1998, 2006-11
Riddoch, Greg	3B	1998-99
Roberts, Leon	Hitting	1999-2000
Rothschild, Larry	Manager	1998-2001
Russell, Bill	Bench	2000
Shelton, Derek	Hitting	2010-16
Sinatro, Matt	Bullpen	2003-05
Snyder, Kyle	Pitching	2018-21
Timmons, Ozzie	1B	2018-21
Williams, Rick	Pitching	1998-2000
Zimmer, Don	Sr. Advisor	2004-14

## DID YOU KNOW?

### THE SAVE RULE / ADOPTED IN 1969

#### Rule 10.20: Saves for Relief Pitchers

Credit a pitcher with a save when he meets all three of the following conditions:

- [1] He is the finishing pitcher in a game won by his club; and
- [2] He is not the winning pitcher; and
- [3] He qualified under one of the following conditions:
  - (a) He enters the game with a lead of no more than three runs and pitches for at least one inning.
  - (b) He enters the game, regardless of the count, with the potential tying run either on base, or at-bat, or on deck (that is, the potential tying run is either already on base or is one of the first two batsmen he faces); or
  - (c) He pitches effectively for at least three innings.



# ALL-TIME TRADES

## 1997 (4)

- 11/11 Acquired OF Mike Kelly from the **Reds** for a player to be named (OF Dmitri Young).
- 11/18 Acquired C John Flaherty from the **Padres** for SS Andy Sheets (12th pick in expansion draft) and RHP Brian Boehringer (15th pick in expansion draft).
- 11/18 Acquired 1B Fred McGriff from the **Braves** for cash.
- 11/18 Acquired SS Kevin Stocker from the **Phillies** for OF Bobby Abreu (3rd pick in expansion draft).

## 1999 (6)

- 3/29 Acquired OF Danny Clyburn and a player to be named (SS Angel Volquez) from the **Orioles** for RHP Jason Johnson.
- 7/21 Traded RHP Julio Santana to the **Red Sox** for cash and a player to be named (LHP Will Silverthorn).
- 7/23 Acquired OF José Guillén and RHP Jeff Sparks from the **Pirates** for C Joe Oliver and C Humberto Cota.
- 7/24 Acquired RHP Marty Barnett from the **Phillies** for LHP Scott Aldred.
- 12/13 Acquired 3B Vinny Castilla from the **Rockies** for RHP Rolando Arrojo and INF Aaron Ledesma.
- 12/13 Acquired INF Damian Rolls from the **Royals** for cash.

## 2000 (7)

- 4/13 Acquired RHP Dwight Gooden from the **Astros** for cash.
- 5/12 Acquired LHP Mark Guthrie and cash from the **Cubs** for OF Dave Martinez.
- 5/27 Acquired INF Russ Johnson from the **Astros** for RHP Marc Valdes.
- 5/31 Acquired RHP Tanyon Sturtze from the **White Sox** for INF Tony Graffanino.
- 7/28 Acquired RHP Paul Wilson and OF Jason Tyner from the **Mets** for RHP Rick White and OF Bubba Trammell.
- 7/28 Acquired RHP Jesús Colomé and cash from the **Athletics** for RHP Jim Mecir and LHP Todd Belitz.
- 7/31 Acquired INF Brent Abernathy from the **Blue Jays** for RHP Steve Trachsel and LHP Mark Guthrie.

## 2001 (7)

- 1/8 Acquired OF Ben Grieve from the **Athletics**; traded RHP Cory Lidle to the Athletics and RHP Roberto Hernández to the **Royals**.
- 3/28 Acquired RHP Mike Judd from the **Dodgers** for cash.
- 4/4 Traded OF Kenny Kelly to the **Mariners** for cash.
- 7/25 Acquired LHP Nick Bierbrodt, OF Jason Conti and cash from the **Diamondbacks** for RHP Albie Lopez and C Mike DiFelice.
- 7/27 Acquired RHP Manny Aybar and a player to be named (SS Jason Smith) from the **Cubs** for 1B Fred McGriff.
- 12/13 Acquired LHP Steve Kent from the **Angels** for cash.
- 12/17 Acquired INF Wilmy Caceres from the **Angels** for RHP Mickey Callaway.

## 2002 (3)

- 7/21 Traded LHP Doug Creek to the **Mariners** for cash.
- 10/28 Received the rights to negotiate with Lou Piniella and acquired SS Antonio Pérez from the **Mariners** for OF Randy Winn.
- 12/15 Acquired SS Rey Ordoñez and cash from the **Mets** for two players to be named (1B Josh Pressley and INF Russ Johnson).

## 2003 (5)

- 3/24 Acquired C Javier Valentín from the **Brewers** for OF Jason Conti.
- 7/31 Traded RHP Al Levine to the **Royals** for cash.
- 11/21 Acquired 1B Tino Martinez from the **Cardinals** for RHP Evan Rust and 1B John-Paul Davis.
- 12/14 Acquired INF Geoff Blum from the **Astros** for RHP Brandon Backe.
- 12/14 Acquired LHP Mark Hendrickson from the **Blue Jays**; traded RHP Joe Kennedy to the **Rockies**.

## 2004 (5)

- 4/3 Acquired INF/OF Jason Romano from the **Dodgers** for INF Antonio Pérez.
- 6/28 Traded INF/OF José Bautista from the **Royals** for cash.
- 7/30 Acquired LHP Scott Kazmir and RHP José Díaz from the **Mets** for RHP Victor Zambrano and RHP Bartolomé Fortunato.
- 12/12 Acquired C Kevin Cash from the **Blue Jays** for RHP Chad Gaudin.
- 12/13 Acquired RHP Angel Garcia from the **Twins** for cash.



**2005 (5)**

- 2/6 Acquired LHP Casey Fossum from the **Diamondbacks** for OF José Cruz Jr. and cash.
- 3/31 Acquired INF Nick Green from the **Braves** for RHP Jorge Sosa.
- 12/7 Acquired 3B Sean Burroughs from the **Padres** for RHP Dewon Brazelton.
- 12/7 Traded RHP Steve Andrade (selected in the Rule 5 Draft from the Blue Jays) to the **Padres** for cash.
- 12/19 Acquired C Josh Paul from the **Angels** for INF Travis Schlichting.

**2006 (9)**

- 1/14 Acquired RHP Edwin Jackson and LHP Chuck Tiffany from the **Dodgers** for RHP Danys Báez and RHP Lance Carter.
- 4/6 Acquired RHP Marcos Carvajal from the **Mariners** for RHP Jose de la Cruz.
- 4/28 Acquired RHP Tyler Walker from the **Giants** for RHP Carlos Hines.
- 6/20 Acquired LHP J.P. Howell from the **Royals** for OF Joey Gathright and INF Fernando Cortez.
- 6/27 Acquired RHP Jae Seo, C Dioner Navarro and a player to be named (OF Justin Ruggiano) from the **Dodgers** for LHP Mark Hendrickson, C Toby Hall and cash.
- 7/12 Acquired RHP Mitch Talbot and SS Ben Zobrist from the **Astros** for INF Aubrey Huff and cash.
- 7/31 Acquired INF Joel Guzmán and OF Sergio Pedroza from the **Dodgers** for SS Julio Lugo.
- 8/24 Acquired RHP Evan Meek and a player to be named (RHP Dale Thayer) from the **Padres** for OF Russell Bryanan.
- 12/7 Traded OF Ryan Goleski (selected in the Rule 5 Draft from Cleveland) to the **Athletics** for cash.

**2007 (10)**

- 1/2 Acquired INF Brendan Harris from the **Reds** for cash.
- 2/13 Acquired RHP Jae Kuk Ryu from the **Cubs** for OF Andrew Lopez and RHP Greg Reinhard.
- 7/27 Acquired RHP Grant Balfour from the **Brewers** for RHP Seth McClung.
- 7/28 Acquired RHP Dan Wheeler from the **Astros** for INF Ty Wigginton.
- 7/28 Acquired RHP Calvin Medlock and LHP Brian Shackelford from the **Reds** for INF Jorge Cantú, OF Shaun Cumberland and cash.
- 11/20 Traded OF Chris Snelling to the **Phillies** for cash.
- 11/28 Acquired RHP Matt Garza, SS Jason Bartlett and RHP Eduardo Morlan from the **Twins** for OF Delmon Young, INF Brendan Harris and OF Jason Pridie.
- 11/28 Traded RHP Brian Stokes to the **Mets** for cash.
- 12/3 Acquired LHP Glenn Gibson from the **Nationals** for OF Elijah Dukes.
- 12/6 Traded RHP Tim Lahey (selected in the Rule 5 Draft from the Twins) to the **Cubs** for cash.

**2008 (4)**

- 1/17 Acquired INF Willy Aybar and INF Chase Fontaine from the **Braves** for LHP Jeff Ridgway.
- 4/22 Acquired OF Gabe Gross from the **Brewers** for RHP Josh Butler.
- 8/7 Acquired RHP Chad Bradford from the **Orioles** for cash.
- 12/10 Acquired OF Matt Joyce from the **Tigers** for RHP Edwin Jackson.

**2009 (8)**

- 2/9 Acquired INF Isaias Velasquez from **Cleveland** for RHP Juan Salas.
- 4/5 Acquired RHP Aneurys Rodríguez from the **Rockies** for RHP Jason Hammel.
- 7/2 Acquired RHP John Meloan from **Cleveland** for RHP Winston Abreu.
- 8/7 Acquired C Gregg Zaun from the **Orioles** for a player to be named (INF Rhyne Hughes).
- 8/28 Acquired INF Sean Rodríguez, LHP Álex Torres and 3B Matt Sweeney from the **Angels** for LHP Scott Kazmir.
- 11/3 Acquired RHP Jesse Chavez from the **Pirates** for 2B Akinori Iwamura.
- 12/2 Acquired C Kelly Shoppach from **Cleveland** for a player to be named (RHP Mitch Talbot).
- 12/11 Acquired RHP Rafael Soriano from the **Braves** for RHP Jesse Chavez.

**2010 (2)**

- 7/31 Acquired RHP Chad Qualls from the **Diamondbacks** for a player to be named (RHP Matt Gorgen).
- 12/17 Acquired INF Cole Figueroa, RHP Brandon Gomes, LHP Cesar Ramos and RHP Adam Russell from the **Padres** for SS Jason Bartlett and cash.

**2011 (3)**

- 1/8 Acquired RHP Chris Archer, C Robinson Chirinos, OF Sam Fuld, OF Brandon Guyer and SS Hak-Ju Lee from the **Cubs** for RHP Matt Garza, OF Fernando Perez and LHP Zachary Rosscup.
- 11/27 Acquired RHP Josh Lueke and cash from the **Mariners** for C John Jaso.
- 12/12 Acquired RHP Burke Badenhop from the **Marlins** for C Jake Jefferies.



---

**2012 (8)**

- 1/30 Traded INF Russ Canzler to **Cleveland** for cash.
- 5/16 Acquired OF Rich Thompson from the **Phillies** for OF Kyle Hudson.
- 5/21 Acquired INF Drew Sutton from the **Pirates** for cash.
- 7/24 Acquired INF Ryan Roberts from the **Diamondbacks** for INF Tyler Bortnick.
- 8/31 Acquired OF Ben Francisco from the **Astros** for a player to be named (LHP Theron Geith).
- 12/1 Acquired OF Raul Mondesi Jr. from the **Brewers** for RHP Burke Badenhop.
- 12/4 Acquired SS Yunel Escobar from the **Marlins** for INF Derek Dietrich.
- 12/9 Acquired OF Wil Myers, RHP Jake Odorizzi, LHP Mike Montgomery and 3B Patrick Leonard from the **Royals** for RHP James Shields, RHP Wade Davis and a player to be named (INF Elliot Johnson).

---

**2013 (8)**

- 2/14 Traded SS Reid Brignac to the **Rockies** for cash.
- 3/27 Acquired RHP Steve Geltz from the **Angels** for RHP Dane De La Rosa.
- 4/5 Traded C Stephen Vogt to the **Athletics** for cash.
- 4/8 Traded C Robinson Chirinos to the **Rangers** for cash.
- 4/16 Acquired LHP Jeff Beliveau from the **Rangers** for cash.
- 7/29 Acquired RHP Jesse Crain from the **White Sox** for two players to be named (LHP Sean Bierman, INF Ben Kline) and cash.
- 8/23 Acquired OF David DeJesus from the **Nationals** for a player to be named (LHP Matthew Spann).
- 12/3 Acquired C Ryan Hanigan from the **Reds** and RHP Heath Bell and cash from the **Diamondbacks**; traded RHP Justin Choate and a player to be named (OF Todd Glaesmann) to the Diamondbacks.

---

**2014 (9)**

- 1/22 Acquired RHP Matt Andriese, RHP Brad Boxberger, INF Logan Forsythe, RHP Matt Lollis and INF Maxx Tissenbaum from the **Padres** for RHP Jesse Hahn and LHP Alex Torres.
- 2/13 Acquired RHP Nate Karns from the **Nationals** for C José Lobaton, LHP Felipe Rivero and OF Drew Vetteson.
- 7/31 Acquired LHP Drew Smyly and SS Willy Adames from the **Tigers** and INF Nick Franklin from the **Mariners**; traded LHP David Price to the Tigers.
- 11/5 Acquired RHP Mark Sappington from the **Angels** for LHP Cesar Ramos.
- 11/14 Acquired INF Andrew Velazquez and OF Justin Williams from the **Diamondbacks** for RHP Jeremy Hellickson.
- 11/20 Acquired RHP José Domínguez and RHP Greg Harris from the **Dodgers** for RHP Joel Peralta and LHP Adam Liberatore.
- 12/9 Acquired a player to be named (RHP Buddy Borden) from the **Pirates** for INF/OF Sean Rodriguez.
- 12/16 Acquired RHP Kevin Jepsen from the **Angels** for OF Matt Joyce.
- 12/19 Acquired C René Rivera, RHP Burch Smith and 1B/OF Jake Bauers from the **Padres** and OF Steven Souza Jr. and LHP Travis Ott from the **Nationals**; traded OF Wil Myers, C Ryan Hanigan, LHP Jose Castillo and RHP Gerardo Reyes to the Padres.

---

**2015 (8)**

- 1/10 Acquired C/DH John Jaso, INF Daniel Robertson, OF Boog Powell and cash from the **Athletics** for INF/OF Ben Zobrist and INF Yunel Escobar.
- 3/31 Acquired RHP Erasmo Ramirez from the **Mariners** for LHP Mike Montgomery.
- 4/27 Acquired LHP Xavier Cedeño from the **Dodgers** for cash.
- 6/25 Acquired 1B Marc Krauss from the **Angels** for RHP Kyle Winkler.
- 7/28 Acquired RHP Eduar Lopez from the **Angels** for OF David DeJesus.
- 7/31 Acquired RHP Chih-Wei Hu and RHP Alexis Tapia from the **Twins** for RHP Kevin Jepsen.
- 11/5 Acquired RHP Danny Farquhar, INF Brad Miller and 1B/OF Logan Morrison from the **Mariners** for RHP Nate Karns, OF Boog Powell and LHP C.J. Riefenhauser.
- 12/3 Acquired C Hank Conger from the **Astros** for cash.

---

**2016 (7)**

- 1/28 Acquired OF Corey Dickerson and 3B Kevin Padlo from the **Rockies** for LHP Jake McGee and RHP German Márquez.
- 6/24 Acquired OF Oswaldo Arcia from the **Twins** for cash.
- 8/1 Acquired OF Nathan Lukes and RHP Jhon Salinas from **Cleveland** for OF Brandon Guyer.
- 8/1 Acquired C Jonah Heim from the **Orioles** for INF Steve Pearce.
- 8/1 Acquired SS Matt Duffy, RHP Michael Santos and SS Lucius Fox from the **Giants** for LHP Matt Moore.
- 11/2 Acquired LHP John Lamb from the **Reds** for cash.
- 11/18 Acquired 1B Dalton Kelly, RHP Andrew Kittredge and RHP Dylan Thompson from the **Mariners** for INF/OF Richie Shaffer and INF/OF Taylor Motter.





**2017 (18)**

1/11	Acquired OF Mallex Smith, SS Carlos Vargas and LHP Ryan Yarbrough from the <b>Mariners</b> for LHP Drew Smyly.
1/18	Acquired a player to be named (RHP Drew Smith) from the <b>Tigers</b> for OF Mikie Mahtook.
1/23	Acquired RHP José De León from the <b>Dodgers</b> for 2B Logan Forsythe.
2/7	Acquired RHP Jeffery Rosa from the <b>Nationals</b> for LHP Enny Romero.
5/18	Acquired INF Michael Martínez from <b>Cleveland</b> for cash.
6/9	Acquired INF Taylor Featherston from the <b>Phillies</b> for cash.
6/17	Acquired INF Trevor Plouffe from the <b>Athletics</b> for cash.
6/26	Acquired SS Adeiny Hechavarria from the <b>Marlins</b> for RHP Ethan Clark and OF Braxton Lee.
7/22	Acquired RHP Sergio Romo from the <b>Dodgers</b> for cash.
7/27	Acquired LHP Dan Jennings from the <b>White Sox</b> for 1B Casey Gillaspie.
7/27	Acquired 1B Lucas Duda from the <b>Mets</b> for RHP Drew Smith.
7/28	Acquired RHP Steve Cishek and cash from the <b>Mariners</b> for RHP Erasmo Ramirez.
7/31	Acquired RHP Tobias Myers from the <b>Orioles</b> for INF Tim Beckham.
8/6	Acquired LHP Anthony Misiewicz, INF/OF Luis Rengifo and a player to be named (INF Osmy Gregorio) from the <b>Mariners</b> for RHP Ryan Garton and C Mike Marjama.
11/30	Acquired RHP Curtis Taylor from the <b>Diamondbacks</b> for RHP Brad Boxberger.
12/11	Acquired INF Joey Wendle from the <b>Athletics</b> for a player to be named (C Jonah Heim).
12/12	Acquired INF Ryan Schimpf from the <b>Padres</b> for INF Deion Tansel.
12/20	Acquired INF Christian Arroyo, LHP Matt Krook, OF Denard Span and RHP Stephen Woods Jr. from the <b>Giants</b> for 3B Evan Longoria.

**2018 (20)**

2/17	Acquired 1B C.J. Cron from the <b>Angels</b> for a player to be named (INF Luis Rengifo).
2/17	Acquired RHP Jermaine Palacios from the <b>Twins</b> for RHP Jake Odorizzi.
2/20	Acquired LHP Anthony Banda and two players to be named (RHP Sam McWilliams, LHP Colin Poche) from the <b>Diamondbacks</b> and INF Nick Solak from the <b>Yankees</b> ; traded OF Steven Souza Jr. to the Diamondbacks.
2/22	Acquired RHP Daniel Hudson and INF Tristan Gray from the <b>Pirates</b> for OF Corey Dickerson.
3/27	Acquired OF Rob Refsnyder from <b>Cleveland</b> for cash.
4/10	Acquired OF Jeremy Hazelbaker from the <b>Diamondbacks</b> for cash.
5/25	Acquired RHP Andrew Moore and RHP Tommy Romero from the <b>Mariners</b> for RHP Alex Colomé, OF Denard Span and cash.
5/25	Acquired RHP Wilmer Font from the <b>Athletics</b> for RHP Peter Bayer.
6/10	Acquired 1B Ji-Man Choi from the <b>Brewers</b> for INF Brad Miller and cash.
7/14	Acquired LHP Hoby Milner from the <b>Phillies</b> for cash.
7/25	Acquired LHP Jalen Beeks from the <b>Red Sox</b> for RHP Nathan Eovaldi.
7/25	Acquired C Michael Perez and RHP Brian Shaffer from the <b>Diamondbacks</b> for RHP Matt Andriese.
7/26	Traded LHP Jonny Venters to the <b>Braves</b> for an international signing slot.
7/31	Acquired OF Tommy Pham and international slot money from the <b>Cardinals</b> for LHP Genesis Cabrera, RHP Roel Ramirez and OF Justin Williams.
7/31	Traded C Wilson Ramos to the <b>Phillies</b> for cash.
7/31	Acquired RHP Tyler Glasnow, OF Austin Meadows and a player to be named (RHP Shane Baz) from the <b>Pirates</b> for RHP Chris Archer.
8/6	Acquired RHP Matt Seelinger from the <b>Pirates</b> for SS Adeiny Hechavarria.
11/8	Acquired OF Guillermo Heredia, LHP Michael Plassmeyer and C Mike Zunino from the <b>Mariners</b> for OF Jake Fraley and OF Mallex Smith.
12/13	Acquired INF Yandy Díaz and RHP Cole Sulser from <b>Cleveland</b> ; traded 1B Jake Bauers to Cleveland and cash to the <b>Mariners</b> .
12/21	Acquired RHP Emilio Pagán and a Competitive Balance Round A draft selection from the <b>Athletics</b> and RHP Rollie Lacy from the <b>Rangers</b> ; traded LHP Kyle Bird, LHP Brock Burke and RHP Yoel Espinal to the Rangers.

**2019 (18)**

1/4	Acquired RHP Oliver Drake from the <b>Blue Jays</b> for cash.
1/8	Acquired RHP Caleb Sampen from the <b>Dodgers</b> for RHP Jaime Schultz.
3/30	Acquired RHP Aaron Slegers from the <b>Pirates</b> for cash.
5/6	Acquired a player to be named (RHP Neraldo Catalina) from the <b>Mets</b> for RHP Wilmer Font.
5/10	Acquired C Travis d'Arnaud from the <b>Dodgers</b> for cash.
5/16	Acquired C Erik Kratz and cash from the <b>Giants</b> for a player to be named (RHP Matt Seelinger).
7/3	Acquired RHP Nathan Witt from the <b>Dodgers</b> for RHP Casey Sadler.
7/3	Traded INF/OF Andrew Velazquez to <b>Cleveland</b> for international bonus pool money.



- 7/13 Acquired RHP Pete Fairbanks from the **Rangers** for INF Nick Solak.
- 7/28 Acquired OF Ruben Cardenas and international slot money from **Cleveland** for INF Christian Arroyo and RHP Hunter Wood.
- 7/28 Acquired INF Eric Sogard from the **Blue Jays** for two players to be named (RHP Edisson González, RHP Curtis Taylor).
- 7/31 Acquired 1B Jesús Aguilar from the **Brewers** for RHP Jake Faria.
- 7/31 Acquired OF Niko Hulsizer from the **Dodgers** for LHP Adam Kolarek.
- 7/31 Acquired LHP Jacob Lopez from the **Giants** for 1B/OF Joe McCarthy.
- 7/31 Acquired RHP Nick Anderson and RHP Trevor Richards from the **Marlins** for OF Jesús Sánchez and RHP Ryne Stanek.
- 11/20 Traded RHP José De León to the **Reds** for cash.
- 11/27 Acquired 1B/OF Brian O'Grady from the **Reds** for cash.
- 12/6 Acquired INF Xavier Edwards, OF Hunter Renfroe and a player to be named (INF Esteban Quiroz) from the **Padres** for INF Jake Cronenworth and OF Tommy Pham.

## 2020 (12)

- 1/9 Acquired RHP Peyton Battenfield and OF Cal Stevenson from the **Astros** for RHP Austin Pruitt.
- 1/9 Acquired OF Randy Arozarena, 1B/DH José Martínez and a Competitive Balance Round A draft selection from the **Cardinals** for LHP Matthew Liberatore, C Edgardo Rodriguez and a Competitive Balance Round B draft selection.
- 2/8 Acquired OF Manuel Margot and C/OF Logan Driscoll from the **Padres** for RHP Emilio Pagan.
- 8/18 Acquired RHP Édgar García from the **Phillies** for a player to be named (RHP Rodolfo Sánchez).
- 8/23 Traded INF Daniel Robertson to the **Giants** for cash.
- 8/27 Acquired OF Brett Phillips from the **Royals** for INF/OF Lucius Fox.
- 8/28 Acquired LHP Cody Reed from the **Reds** for RHP Riley O'Brien.
- 8/30 Traded 1B/DH José Martínez to the **Cubs** for a player to be named (SS Pedro Martínez) and cash.
- 8/31 Traded LHP Anthony Banda to the **Giants** for cash.
- 12/10 Acquired C/OF Heriberto Hernández, INF Osleivis Basabe and OF Alexander Ovalles from the **Rangers** for 1B/3B Nate Lowe, 1B Jake Guenther and a player to be named (OF Carl Chester).
- 12/29 Acquired RHP Garrett Cleavinger from the **Phillies** for LHP José Alvarado.
- 12/29 Acquired C Blake Hunt, C Francisco Mejía, RHP Luis Patiño and RHP Cole Wilcox from the **Padres** for LHP Blake Snell.

## 2021 (21)

- 2/8 Traded RHP Aaron Slegers to the **Angels** for cash.
- 2/17 Acquired RHP Chris Mazza, LHP Jeffrey Springs and cash from the **Red Sox** for C Ronaldo Hernández and INF Nick Sogard.
- 2/17 Acquired 1B Evan Edwards from the **Marlins** for RHP John Curtis.
- 5/15 Traded RHP Hunter Strickland to the **Angels** for cash.
- 5/15 Traded INF/OF Yoshi Tsutsugo to the **Dodgers** for cash.
- 5/16 Acquired INF/OF Wyatt Mathisen from the **Diamondbacks** for cash.
- 5/18 Acquired RHP Sean Poppen from the **Pirates** for cash.
- 5/19 Traded C Kevan Smith to the **Braves** for cash.
- 5/21 Acquired RHP J.P. Feyereisen and RHP Drew Rasmussen from the **Brewers** for SS Willy Adames and RHP Trevor Richards.
- 6/11 Acquired RHP Matt Wisler and cash from the **Giants** for LHP Michael Plassmeyer.
- 6/17 Acquired INF Mike Ford from the **Yankees** for a player to be named (OF Aldenis Sánchez) and cash.
- 6/24 Traded INF/OF Wyatt Mathisen to the **Mariners** for cash.
- 7/22 Acquired DH Nelson Cruz and RHP Calvin Faucher from the **Twins** for RHP Joe Ryan and RHP Drew Strotman.
- 7/23 Acquired RHP Tommy Hunter and C Matt Dyer from the **Mets** for LHP Rich Hill.
- 7/29 Acquired RHP JT Chargois and INF Austin Shenton from the **Mariners** for RHP Diego Castillo.
- 7/30 Acquired 1B/OF Jordan Luplow and RHP DJ Johnson from **Cleveland** for RHP Peyton Battenfield.
- 11/13 Acquired RHP Evan Reifert from the **Brewers** for INF Mike Brosseau.
- 11/14 Traded RHP Louis Head to the **Marlins** for a player to be named or cash.
- 11/19 Traded RHP Brent Honeywell Jr. to the **Athletics** for cash.
- 11/26 Acquired INF Ronny Simon from the **Diamondbacks** for 1B/OF Jordan Luplow.
- 11/30 Acquired OF Kameron Misner from the **Marlins** for INF Joey Wendle.

## 2022 (1)

- 3/18 Acquired OF Luke Raley from the **Dodgers** for RHP Tanner Dodson.



# YEARLY COMPARISON

## TEAM BATTING YEAR-BY-YEAR COMPARISON

YEAR	AVG	AB	R	H	2B	3B	HR	SB	OBP	SLG
1998	.261	5555	620	1450	267	43	111	120	.321	.385
1999	.274	5586	772	1531	272	29	145	73	.343	.411
2000	.257	5505	733	1414	253	22	162	90	.329	.399
2001	.258	5524	672	1426	311	21	121	115	.320	.388
2002	.253	5604	673	1418	297	35	133	102	.314	.390
2003	.265	5654	715	1501	298	38	137	142	.320	.404
2004	.258	5483	714	1416	278	46	145	132	.320	.405
2005	.274	5552	750	1519	289	40	157	151	.329	.425
2006	.255	5474	689	1395	267	33	190	134	.314	.420
2007	.268	5593	782	1500	291	36	187	131	.336	.433
2008	.260	5541	774	1443	284	37	180	142	.340	.422
2009	.263	5462	803	1434	297	36	199	194	.343	.439
2010	.247	5439	802	1343	295	37	160	172	.333	.403
2011	.244	5436	707	1324	273	37	172	155	.322	.402
2012	.240	5398	697	1293	250	30	175	134	.317	.394
2013	.257	5538	700	1421	296	23	165	73	.329	.408
2014	.247	5516	612	1361	263	24	117	63	.317	.367
2015	.252	5485	644	1383	278	32	167	87	.314	.406
2016	.243	5481	672	1333	288	32	216	60	.307	.426
2017	.256	5478	694	1340	226	32	228	88	.317	.422
2018	.258	5475	716	1415	274	43	150	128	.333	.406
2019	.254	5628	769	1427	291	29	217	94	.325	.431
2020	.238	1975	289	470	105	12	80	48	.328	.425
2021	.243	5507	857	1336	288	36	222	88	.321	.429

## TEAM PITCHING YEAR-BY-YEAR COMPARISON

YEAR	ERA	IP	H	R	HR	AVG	BB	SO
1998	4.35	1443.0	1425	751	171	.261	643	1008
1999	5.06	1433.0	1606	913	172	.286	695	1055
2000	4.86	1431.1	1553	842	198	.278	533	955
2001	4.94	1423.2	1513	887	207	.273	569	1030
2002	5.29	1440.1	1567	918	215	.279	620	925
2003	4.93	1436.2	1454	852	196	.264	639	877
2004	4.81	1417.0	1459	842	192	.265	580	923
2005	5.39	1421.2	1570	936	194	.280	615	949
2006	4.96	1420.1	1600	856	180	.286	606	979
2007	5.53	1429.2	1649	944	199	.290	568	1194
2008	3.82	1457.2	1349	671	166	.246	526	1143
2009	4.33	1427.1	1421	754	183	.257	515	1125
2010	3.78	1453.2	1347	649	175	.244	478	1189
2011	3.58	1449.0	1263	614	161	.234	504	1143
2012	3.19	1459.2	1233	577	139	.228	469	1383
2013	3.74	1464.0	1315	646	153	.240	482	1310
2014	3.56	1463.2	1292	625	145	.234	482	1437
2015	3.74	1453.1	1314	642	175	.240	477	1355
2016	4.20	1426.1	1395	713	210	.255	491	1357
2017	3.97	1445.0	1324	704	193	.242	503	1352
2018	3.74	1448.1	1236	646	164	.230	501	1421
2019	3.65	1474.1	1274	656	181	.230	453	1621
2020	3.56	527.2	475	229	70	.238	168	552
2021	3.67	1455.2	1264	651	184	.232	436	1478



## RAYS TEAM FIELDING

YEAR	PCT.	G	PO	A	E	TC	DP	TP	PB
1998	.985	162	4329	1765	94	6188	178	0	19
1999	.978	162	4299	1776	135	6210	198	0	12
2000	.981	161	4294	1814	118	6226	169	0	14
2001	.977	162	4271	1533	139	5943	144	0	8
2002	.979	161	4321	1567	126	6014	168	1	13
2003	.983	162	4310	1581	103	5994	158	0	9
2004	.980	161	4251	1530	119	5900	139	0	8
2005	.979	162	4265	1446	124	5835	139	0	13
2006	.981	162	4261	1596	116	5973	156	1	8
2007	.980	162	4289	1548	117	5954	155	0	14
2008	.985	162	4373	1495	90	5958	153	0	10
2009	.983	162	4282	1511	98	5891	135	0	7
2010	.986	162	4361	1499	85	5945	134	0	9
2011	.988	162	4347	1519	73	5939	138	1	5
2012	.981	162	4379	1641	114	6134	155	0	6
2013	.990	163	4392	1593	59	6044	147	0	10
2014	.985	162	4391	1309	88	5788	96	0	9
2015	.984	162	4360	1408	95	5863	118	0	8
2016	.984	162	4279	1410	94	5783	129	0	13
2017	.983	162	4335	1433	100	5868	129	0	15
2018	.986	162	4345	1483	85	5913	136	0	17
2019	.985	162	4423	1414	87	5924	129	0	16
2020	.985	60	1583	541	33	2157	52	0	7
2021	.986	162	4367	1358	80	5805	130	0	14

## SEASON STANDINGS

YEAR	W	L	POS	PCT.	GB/GA
1998	63	99	5th	.414	51.0
1999	69	93	5th	.426	29.0
2000	69	92	5th	.429	18.0
2001	62	100	5th	.383	34.0
2002	55	106	5th	.342	48.0
2003	63	99	5th	.389	38.0
2004	70	91	4th	.435	30.5
2005	67	94	5th	.416	28.0
2006	61	101	5th	.377	36.0
2007	66	96	5th	.407	30.0
2008	97	65	1st	.599	2.0
2009	84	78	3rd	.519	19.0
2010	96	66	1st	.593	1.0
2011	91	71	2nd*	.562	6.0
2012	90	72	3rd	.556	5.0
2013	92	71	2nd*	.564	5.5
2014	77	85	4th	.475	19.0
2015	80	82	4th	.494	13.0
2016	68	94	5th	.420	25.0
2017	80	82	3rd	.494	13.0
2018	90	72	3rd	.556	18.0
2019	96	66	2nd*	.593	7.0
2020	40	20	1st	.667	7.0
2021	100	62	1st	.617	8.0

\* A.L. WILD CARD

## INTERLEAGUE RECORD

YEAR	W	L	PCT.
1998	5	11	.333
1999	4	14	.222
2000	9	9	.500
2001	10	8	.556
2002	7	11	.389
2003	3	15	.167
2004	15	3	.833
2005	3	15	.167
2006	11	7	.611
2007	7	11	.389
2008	12	6	.667
2009	13	5	.722
2010	7	11	.389
2011	12	6	.667
2012	9	9	.500
2013	12	8	.600
2014	10	10	.500
2015	14	6	.700
2016	10	10	.500
2017	11	9	.550
2018	7	13	.350
2019	14	6	.700
2020	13	7	.650
2021	15	5	.750



# SEASON SUMMARIES 2021-1998

## 2021 / 100-62, .617, 1st, +8.0

The Rays went 100-62, setting a club record for wins in a season over 2008 (97)...they became the first team to finish with the best record in the AL in back-to-back seasons since the 2011-12 Yankees...they ranked 2nd in the majors in runs and led the AL in ERA and run differential...it marked the first time in franchise history the Rays won a second consecutive division title or clinched a third straight postseason berth...the Rays ended the regular season having held sole possession of first place in the AL East for 66 straight days, the longest run in club history...the Rays used 61 players and 38 pitchers (excluding position players), both of which set single-season club records...Kev-in Cash was named the BBWAA AL Manager of the Year for a second straight time, becoming the first AL manager to win in back-to-back seasons.

## 2020 / 40-20, .667, 1st, +7.0

The season was shortened to 60 games as a result of the COVID-19 pandemic...Opening Day, which was originally scheduled for March 26, took place on July 24...the Rays won their third AL East title, swept the Blue Jays in the AL Wild Card Series and won "winner take all" games against the Yankees and Astros to advance to the World Series for the second time...the Rays finished the regular season with the best winning pct. in franchise history...they averaged 4.82 runs per game, their highest since 2010 (4.95), and ranked 3rd in the majors with a 3.56 ERA...the Rays had 12 pitchers record a save, tying the major league record set by the 1973 Rangers...this record was broken by the Rays the following season (14).

## 2019 / 96-66, .593, 2nd, -7.0, Wild Card

The Rays advanced to the postseason for the fifth time in club history, third as a Wild Card...they won the AL Wild Card Game in Oakland before falling to the Astros in a decisive Game 5 in the ALDS...they recorded their seventh 90-win season in 12 years as the Rays, and their 96 wins fell one shy of the club record at the time (2008)...the Rays led the AL with a 3.65 ERA, the first team in major league history to lead their league in ERA while using at least 33 pitchers...the Rays bullpen led the majors with a 3.66 ERA...the Rays went 48-33 on the road, a team record for road wins in a season.

## 2018 / 90-72, .556, 3rd, -18.0

The Rays finished with 90 wins, their most since 2013 (92) and tops in the majors among teams miss-

ing the postseason...the Rays became the first team in AL history to start 3-12 (or worse) and finish at least 10 games over .500...they set single-season club records by using 17 starting pitchers and 23 rookies...the Rays were the first team in major league history to use at least 23 rookies and finish at least 18 games over .500...Blake Snell captured the AL Cy Young Award...while popularizing the "opener" concept, the Rays bullpen combined for 824.1 IP, shattering the major league record by 167.1 IP, ahead of the 2012 Rockies (657 IP).

## 2017 / 80-82, .494, 3rd, -13.0

The Rays finished with a 12-win improvement over 2016, matching the 2nd-largest increase in club history...they used a then-club-record 53 players, with 23 players serving 27 stints on the injured list, and three times a then-club-record-tying 13 players were on the injured list...they hit a club-record 228 HR but ranked 25th in the majors and 14th in the AL with 694 runs...48 pct. of their runs scored via the home run, the highest rate in club history...the win in the regular season finale was the 1,500th win in franchise history.

## 2016 / 68-94, .420, 5th, -25.0

The Rays finished with their fewest wins since 2007, due in part to a 3-24 stretch between June 16-July 16, the worst 27-game stretch by any AL club in a season since the Tigers began the 2003 season at 3-25...the offense had a then-club-record 536 XBH and then-club-record 216 HR but scored only 672 runs, joining the 2016 Mets (218 HR, 671 runs) as the first two teams in major league history to hit at least 200 HR and score fewer than 700 runs...the Rays went 13-27 (.325) in 1-run games, the worst mark in franchise history.

## 2015 / 80-82, .494, 4th, -13.0

The Rays finished 6 games out of a postseason berth despite making 145 roster moves during the season...21 players spent a total of 26 stints on the injured list...rookie manager Kevin Cash was forced to use a then-club-record 18 rookies...the Rays went a major-league-worst 2-13 (.133) in extra innings...Rays starters led the AL with a 3.63 ERA, the third time in five years they did so.

## 2014 / 77-85, .475, 4th, -19.0

The Rays went 41-40 on the road, their fifth straight season of playing .500 or better in road games...they were 24-42 after 66 games, but went 53-43 the rest of the way...this included a 37-19



stretch to climb to 61-61 on Aug 15, becoming the fourth team in major league history—second Rays team—to reach .500 after being 18 games below... Rays pitchers recorded 22 shutouts, the most by an AL team since the 1972 Athletics (23), one year before the DH rule was instituted...Rays starters posted a 3.48 ERA, the best mark by a sub-.500 team since the 1983 Rangers.

## **2013** / 92-71, .564, 2nd, -5.5, Wild Card

The Rays reached the postseason in their 163rd game, winning a tiebreaker at Texas, the 14th team in major league history to reach in that fashion... they won the AL Wild Card Game in Cleveland before falling to the Red Sox in 4 games in the ALDS...it was their fourth postseason trip in six years...with only 59 errors, the Rays and Orioles (54) both broke the all-time mark for fewest errors in a season...the Rays committed 55 fewer errors than in 2012 (114), the biggest drop by any team since the 1964 Washington Senators (55)...Rays pitchers posted the lowest opp avg. (.240) in the AL for the fourth straight season, the first AL staff to do so since the 1982-85 Tigers.

## **2012** / 90-72, .556, 3rd, -5.0

The Rays won their 90th game on the final day, giving them three straight seasons of 90 wins or more...despite being the youngest among the three major sports franchises in Tampa Bay, the Rays became the first to record five straight winning seasons...the 577 runs allowed were fewest by an AL team since the 1990 Athletics (570)...the Rays led the majors with a 3.19 ERA, .228 opp avg. and 1,383 SO and the .228 opp avg. was the lowest by an AL team in the DH era (since 1973)...David Price won the club's first AL Cy Young Award.

## **2011** / 91-71, .562, 2nd, -6.0, Wild Card

The Rays advanced to the postseason for the third time in four seasons, first time as the AL Wild Card winner...they were 9 GB of playoff contention through Sep 3 and came back to clinch a postseason berth on the final day of the season...the 9-game deficit is the largest any team has overcome in September to advance to the postseason...the Rays became the third major league team (first AL team) to advance to the postseason after starting the season 0-6 and just the second team to advance to the postseason after starting 1-8...the Rays used 16 rookies, tying the club record (2001) at the time.

## **2010** / 96-66, .593, 1st, +1.0

With 96 wins, the Rays led the AL in wins for the first time and won their second AL East title...they were a major-league-best 47-34 on the road,

marking the team's first winning season on the road in club history...they became the second team in modern major league history (since 1900) to score 800 runs (802) while hitting .250 or lower (.247), joining the 1991 Tigers...the offense walked a club-record and major-league-high 672 times and became just the fifth team all-time to lead the AL in walks and strikeouts in the same season and make the postseason...the Rays became the second team all-time to reach the postseason after being no-hit twice in one year, joining the 1917 White Sox...the Rays and Yankees were separated by no more than 2.5 games every day after July 27.

## **2009** / 84-78, .519, 3rd, -19.0

With 84 wins, the Rays became just the eighth team all-time to win 180 games over two seasons after losing 180 games the previous two seasons...the Rays recorded a club-record 194 SB and then-club-record 199 HR...only one other team in major league history surpassed 190 HR and 190 SB in the same season: the 1996 Rockies...the Rays used just seven different starting pitchers, fewest in the majors and tied for fewest in club history (2010).

## **2008** / 97-65, .599, 1st, +2.0

In their first season as the "Rays," the club shocked the world by capturing the AL pennant...they became just the second team in major league history to advance to the postseason after owning the worst record in the majors the year before, joining the 1991 Braves...their 97 wins were the most ever by a team that finished the previous season with the majors' worst record...the Rays improved 31 games from 2007, the 3rd-greatest turnaround in AL history...they became the second team all-time to win 95-plus games a year after losing 95-plus...the Rays lowered their ERA from a major-league-worst 5.53 in 2007 to 3.82, the 4th-greatest turnaround in the modern era (since 1900).

## **2007** / 66-96, 407, 5th, -30.0

Led by AL strikeout champion Scott Kazmir, Rays pitchers topped the league with 1,194 SO...the Rays became the first team to lead the AL in strikeouts and post the league's highest ERA (5.53)...the bullpen pitched to a 6.16 ERA, the first bullpen since the 1953 Tigers to record an ERA in excess of 6.00.

## **2006** / 61-101, .377, 5th, -36.0

The Rays became the first team in major league history to lose 100 games or more and have a winning record at home (41-40)...beginning on July 1, the Rays went 3-33 (.086) away from Tropicana Field, the worst road record after July 1 in modern major league history (since 1900).



## 2005 / 67-95, .414, 5th, -28.0

The Rays went 39-34 after the All-Star break, compared to a 28-61 record in the first half... they finished with a .274 avg., 3rd in the majors behind the Red Sox (.281) and Yankees (.276) and tying the single-season club record from 1999.

## 2004 / 70-91, .435, 4th, -30.5

On June 26, the Rays became the first team in major league history to get over over .500 after being 18 games (or more) under...through May 19, the Rays had the worst record in the majors (10-28)...they went 26-7 in their next 33 games to improve to 36-35...the Rays won a franchise-record 12 consecutive games from June 9-22 and lost 12 straight games from Aug 27-Sep 10, joining the 1987 Brewers as the only teams in major league history to win at least 12 consecutive games and lose 12 (or more) in a row in the same season.

## 2003 / 63-99, .389, 5th, -38.0

Tampa native Lou Piniella returned home, and in his first year as Rays manager led them to an 8-game improvement over 2002...the Rays were just 7 games under .500 after the All-Star break (31-38), compared to 28 games under in the first half (32-60)...the Rays played 90 games decided by 2 runs (or fewer) and went 39-51 in them.

## 2002 / 55-106, .342, 5th, -48.0

The Rays became the first team to lose 100 games in back-to-back seasons since the 1977-79 Blue Jays (3) and reached 100 losses quicker than any AL club since the 1949 Senators...they lost 16 games after leading in the 8th or 9th inning, including 10 with 1 out or 2 outs in the 9th.

## 2001 / 62-100, .383, 5th, -34.0

The Rays became the first AL team to lose 100 games since the 1996 Tigers, but they went 24-23 beginning on Aug 10...they were 27-61 before the All-Star break and 35-39 in the second half.

## 2000 / 69-92, .429, 5th, -18.0

Due to injuries, the Rays employed 38 players by May 28...through the team's first 79 games, the Rays lost José Canseco (heel), Vinny Castilla (rib, back), Greg Vaughn (hamstring) and Gerald Williams (hip) for a combined total of 84 days due to injury...the Rays had the "Hit Show" (Canseco, Fred McGriff, Vaughn, Castilla) in the lineup together for only 38 of 109 games before Canseco was claimed off waivers by the Yankees on Aug 7.

## 1999 / 69-93, .426, 5th, -29.0

The Rays suffered the most injuries in the majors, with 18 different players totaling 22 stints on the injured list after Opening Day...of the Rays 25-man Opening Day roster, 15 spent time on the injured list, including eight of 11 pitchers and four of five from the season-opening starting rotation.

## 1998 / 63-99, .389, 5th, -51.0

The Rays finished in the AL's top five in fielding pct. (2nd) and ERA (4th), the only expansion team in history to make that claim in its first season...at 10-6 through April 19, the Rays were the first team in the majors and third expansion team among the four major sports (MLB, NFL, NHL, NBA) to reach 4 games over .500 during their first season...the NHL's Philadelphia Flyers (15-9-5) and the Los Angeles Kings (10-6-3) both did it in 1967...the Vegas Golden Knights (5-1-0) joined this list in 2017.

### DID YOU KNOW?

## RAYS RECORDS ON HOLIDAYS

Opening Day	12-12	Father's Day	12-11
Easter	8-6	Independence Day	9-14
Mother's Day	11-12	Labor Day	8-12
Memorial Day	8-12		



# RAYS CHRONOLOGY

## MARCH 9, 1995

At a meeting in West Palm Beach, Fla., baseball owners officially welcome the Tampa Bay Devil Rays and Arizona Diamondbacks as the 13th and 14th expansion teams in major league history.

## APRIL 27, 1995

The Rays and the City of St. Petersburg agree on a 30-year lease for the team to play their home games at the ThunderDome.

## JULY 19, 1995

Chuck LaMar is named Rays Senior Vice President of Baseball Operations and General Manager.

## SEPTEMBER 26, 1995

The Rays sign their first player: Adam Sisk, a 6-foot-4 right-handed pitcher from Edison Community College in Fort Myers, Fla.

## MAY 7, 1996

The Rays announce they will become the first team in the modern era (since 1900) to host spring training in their home city in 1998.

## JUNE 3, 1996

The Rays begin their first mini-camp as 24 players, all minor league free agents signed before the Amateur Draft, assemble at the Huggins-Stengel complex in St. Petersburg.

## JUNE 4, 1996

Outfielder and first baseman Paul Wilder becomes the Rays first-ever draft pick as the team participates in its first Amateur Draft. Rays Managing Partner Vince Naimoli announces the selection while in the team's "war room" at the Stouffer-Vinoy Resort in St. Petersburg. The Rays eventually select 97 players, the 5th-highest total ever taken in the history of the Amateur Draft.

## JUNE 19, 1996

The first game is played. A Gulf Coast League record crowd of 7,582 fans are on hand at Al Lang Stadium as the GCL Devil Rays host the Yankees. A 10-1 loss can't dim the festive atmosphere nor the unbridled affection that is showered down on the young Rays. The game was carried live by News Radio 970 WFLA and SportsChannel Florida. Eighteen-year-old righthander Pablo Ortega throws the first Rays pitch (a ball).

## JUNE 19, 1996

Butte infielder Jim Kerr hits the first home run in organization history in the Pioneer League opener.

## JUNE 20, 1996

The first win in the history of the organization, a 4-3 triumph over the Gulf Coast League Astros. Eighteen-year-old Jose Rodriguez from the Dominican Republic gets the win.

## OCTOBER 3, 1996

Tropicana Field is born. The Rays and Tropicana Dole Beverages North America announce an agreement to rename the ThunderDome.

## OCTOBER 7, 1996

Vince Naimoli and St. Petersburg Mayor David Fischer preside over the official groundbreaking ceremony for a 15-month, \$63 million renovation of Tropicana Field.

## JANUARY 16, 1997

The Rays are voted into the AL by a 28-2 count among major league owners. The decision is announced at the owner's meetings in Phoenix.

## SEPTEMBER 9, 1997

The Rays organization celebrates their first championship as Manager Bill Evers' St. Petersburg Rays beat Vero Beach, 5-1, at Al Lang Stadium to win the Class-A Florida State League Championship.

## OCTOBER 15, 1997

MLB approves a resolution creating a 16-team NL and a 14-team AL for the 1998 season, meaning the Rays will be located in the AL East Division.

## NOVEMBER 7, 1997

Florida Marlins pitching coach Larry Rothschild is named the first Rays manager.

## NOVEMBER 11, 1997

The Rays acquire outfielder Mike Kelly from the Cincinnati Reds for a player to be named later. Kelly becomes the first player to be added to the 40-man major league roster. This is the Rays first-ever trade involving a major league player.

## NOVEMBER 18, 1997

The Rays select 35 players in Major League Baseball's Expansion Draft. The Rays select left-handed





pitcher Tony Saunders from the Marlins with the first pick in the draft.

## FEBRUARY 15, 1998

The Rays first major league spring training camp opens. Fifty-one players, including 41 pitchers, take the field at 9:35 a.m. for a three-hour workout at the Rays complex in St. Petersburg. The day is also marred by the team's first injury as catcher Cesar Devarez suffers a dislocated left knee cap.

## FEBRUARY 26, 1998

The first spring training game involving Rays major leaguers takes place. The Rays beat Florida State University at Al Lang Stadium. The Rays use 30 players in the win and rally from a 3-1 deficit with a five-run 8th inning. Matt White is the Rays starting pitcher and Jason Johnson gets the win.

## MARCH 2, 1998

Tampa Bay wins its first major league spring training game, 6-2, over the visiting Royals. Lefty Ryan Karp is the winner as the Rays win it with a four-run rally in the 7th inning.

## MARCH 27, 1998

In the first game at Tropicana Field, the Rays beat Atlanta, 5-0, in an exhibition game that draws 26,519 fans. Rolando Arrojo beats Tom Glavine and Russ Mormon hits the first home run, a 380-foot shot to left-center field.

## MARCH 31, 1998

The Rays lose to the Tigers, 11-6, in front of 45,369 fans in Tampa Bay's first major league game. It remains the largest home crowd in club history.

## APRIL 1, 1998

"Say hello to victory, Tampa Bay," says Rays radio voice Paul Olden as the Rays win for the first time, 11-8, over Detroit. Cuban ace Rolando Arrojo is the winner in his major league debut.

## JUNE 21, 1998

Raymond, the team's mascot, debuts prior to the Rays-Red Sox game at Tropicana Field.

## AUGUST 7, 1999

Wade Boggs homers at Tropicana Field off lefty Chris Haney for his 3,000th career hit. He is the first to reach the milestone with a home run.

## APRIL 18, 2001

Hal McRae is named the second manager in club history, replacing Larry Rothschild.

## OCTOBER 28, 2002

Tampa native Lou Piniella is named the third manager in club history, replacing Hal McRae.

## MARCH 30, 2004

The Rays open the season at the Tokyo Dome in Japan with an 8-3 win over the Yankees in front of 55,000 fans and a national TV audience.

## OCTOBER 6, 2005

Stuart Sternberg becomes the principal owner of the Rays and takes control of the operation of the organization. Matt Silverman is named club president. Sternberg announces that the team will offer free parking at all Rays home games in 2006.

## NOVEMBER 3, 2005

The Rays announce that Andrew Friedman will oversee the Rays baseball operations efforts and that former NL Executive of the Year Gerry Hunsicker will be brought on to assist Friedman.

## NOVEMBER 15, 2005

The Rays name Angels bench coach Joe Maddon as the fourth manager in team history.

## DECEMBER 2005

The Rays begin a \$10 million refurbishment of Tropicana Field. Bathrooms are renovated, 35,000 seats are cleaned and painted, concrete walls are covered with stucco and drywall, the suite and club sections are upgraded, new directional signs and outdoor awnings are added and a new sound system is installed. Concourses are converted into interactive fun zones for all fans.

## SEPTEMBER 20, 2006

The Rays and the Board of County Commissioners of Charlotte County, Fla., sign a 20-year agreement for the Rays to move spring training to a renovated Charlotte Sports Park beginning in February 2009.

## JANUARY 2007

For the second consecutive year, improvements are made to Tropicana Field. The changes—estimated at \$8 million and paid for by the club—include a new look to the exterior of the stadium and a state-of-the-art 36'-by-64' full-color scoreboard. The FieldTurf surface installed before the 2000 season is replaced by the very latest FieldTurf product.

## MAY 15-17, 2007

In another step toward creating a more regional presence, the Rays play the first regular season



---

major league games ever in Orlando and sweep the Rangers in a three-game series at The Ballpark at Disney's Wide World of Sports Complex.

## NOVEMBER 8, 2007

The organization launches new uniforms, new colors, a new icon and a new name—the Rays. The rebranding effort begins with a fashion show in downtown St. Petersburg and a free concert by Hollywood's Kevin Costner and his band Modern West. Approximately 7,000 attend the event at Straub Park.

## SEPTEMBER 20, 2008

The Rays defeat the Twins, 7-2, at Tropicana Field and clinch their first postseason appearance.

## SEPTEMBER 26, 2008

The Rays lose at the Tigers, 6-4, but clinch the AL East title when the Red Sox lose to Yankees, 19-8.

## OCTOBER 19, 2008

Rookie David Price saves Game 7 of the ALCS and the Rays defeat the Red Sox, 3-1, to clinch the AL pennant in front of 40,473 fans at Tropicana Field.

## OCTOBER 22, 2008

The Rays host the Phillies in their first World Series game, becoming just the second team in major league history to compete in the World Series a year after having the worst record in the majors.

## FEBRUARY 25, 2009

The Rays play the Reds in their first spring training game at Charlotte Sports Park after training in St. Petersburg for 11 years. Carl Crawford gets the first hit in the newly renovated park in a 7-0 loss.

## JULY 26, 2010

Matt Garza throws the first no-hitter in team history in a 5-0 win over the Tigers at Tropicana Field.

## OCTOBER 3, 2010

The Rays clinch their second AL East title on the last day of the regular season. The Yankees lose at the Red Sox, clinching the division for the Rays—who later win, 3-2, in 12 innings at the Royals.

## SEPTEMBER 28-29, 2011

It's been called the greatest day of the regular season in major league history. The Red Sox lose at 12:02 a.m. and the Rays beat the Yankees, 8-7, on a walk-off home run by Evan Longoria at 12:05 a.m. As a result, the Rays win the AL Wild Card, completing the greatest September comeback ever.

## NOVEMBER 14, 2012

The Baseball Writers' Association of America announces left-handed pitcher David Price as the winner of the 2012 AL Cy Young Award.

## SEPTEMBER 30, 2013

The Rays win the 14th tiebreaker game in major league history, 5-2 over the Rangers, to clinch a postseason berth for the fourth time in six years. David Price is the fifth pitcher in history to earn a complete-game victory in a one-game playoff.

## DECEMBER 3, 2013

The Rays announce a major upgrade to Tropicana Field to significantly enhance the fan experience, creating a 360-degree pedestrian circulation around the lower seating bowl at Tropicana Field.

## JUNE 4, 2014

The Rays beloved Senior Advisor Don Zimmer passes away at age 83.

## OCTOBER 14, 2014

Matt Silverman is named president of baseball operations, replacing Andrew Friedman, who had accepted a similar role with the Dodgers. Brian Auld is named team president.

## DECEMBER 5, 2014

Tampa native Kevin Cash is named the fifth manager in club history.

## JANUARY 14, 2016

St. Petersburg City Council members agree to give the Rays three years to search for a new stadium site in Pinellas and Hillsborough counties.

## MARCH 20-22, 2016

The Rays travel to Havana, Cuba to play the Cuban National Team in an exhibition at Estadio Latinoamericano, joining the 1999 Orioles as the only major league clubs to play a game in Cuba in the last 57 years. The Rays prevail, 4-1, before an estimated 55,000 fans—including President Barack Obama, First Lady Michelle Obama and Cuban President Raúl Castro. Obama's visit is the first by a sitting U.S. President since Calvin Coolidge in 1928.

## SEPTEMBER 11-13, 2017

The forecast for Hurricane Irma's arrival in Florida prompts Major League Baseball to move a three-game series with the Yankees from Tropicana Field to Citi Field. It is believed to be only the



fifth time in MLB history that weather concerns required the relocation of games to a neutral site.

## NOVEMBER 1, 2017

Matt Silverman moves from president of baseball operations back to the team president role, sharing the title with Brian Auld. The move completes the transition of baseball leadership, passing the baton to senior vice president of baseball operations/general manager Erik Neander as the top-ranking baseball official.

## DECEMBER 20, 2017

The Rays complete a five-player trade sending third baseman Evan Longoria to the Giants. Longoria departs as the longest-tenured player in franchise history after spending nearly 10 seasons in a Rays uniform.

## NOVEMBER 14, 2018

The Baseball Writers' Association of America announces left-handed pitcher Blake Snell as the winner of the 2018 AL Cy Young Award.

## JUNE 25, 2019

During a press conference at the Dali Museum, principal owner Stuart Sternberg introduces an innovative plan for the team to build new home ballparks in both Tampa Bay and Montreal and divide its home games across both geographies.

## SEPTEMBER 27, 2019

In Toronto, the Rays beat the Blue Jays, 6-2, to clinch their fifth trip to the postseason.

## MARCH 20, 2020

Major League Baseball announces the suspension of spring training and the delay of the 2020 regular season due to the COVID-19 pandemic.

## SEPTEMBER 23, 2020

The Rays clinch their third AL East title with an 8-5 win over the Mets at Citi Field.

## OCTOBER 17, 2020

The Rays advance to the World Series for the second time in franchise history with a 4-2 win over the Astros in Game 7 of the ALCS. The entire series is played at Petco Park in San Diego due to health, safety and competitive considerations as a result of the COVID-19 pandemic.

## OCTOBER 24, 2020

In one of the wildest finishes in postseason history, the Rays win Game 4 of the World Series in

Arlington in walk-off fashion, 8-7. A Brett Phillips single and two Dodgers errors on the play allow Kevin Kiermaier and Randy Arozarena to score the tying and winning runs.

## NOVEMBER 10, 2020

Kevin Cash is named the 2020 AL Manager of the Year by the Baseball Writers' Association of America.

## JUNE 22, 2021

Consensus No. 1 prospect Wander Franco is selected to the major league roster and debuts at 20 years, 113 days. He becomes the first Ray with a game-tying homer in his major league debut after a three-run shot to left field in the 5th inning.

## JULY 5, 2021

Due to the path of Tropical Storm Elsa, the Rays and Major League Baseball adjusted the schedule for the three-game series against Cleveland at Tropicana Field. The result is a July 7 doubleheader, the fifth twinbill in Tropicana Field history.

## SEPTEMBER 8, 2021

Erik Neander is elevated to president, baseball operations, promoting him from his previous title of senior vice president/general manager.

## SEPTEMBER 22, 2021

The Rays clinch a postseason berth for a third consecutive season for the first time in franchise history. Three days later, they win the AL East for a second straight season for the first time.

## NOVEMBER 16, 2021

Kevin Cash is named the Baseball Writers' Association of America AL Manager of the Year for a second straight time, becoming the first AL manager to win in back-to-back seasons.

## NOVEMBER 27, 2021

The Rays sign shortstop Wander Franco to an 11-year, \$182 million contract through the 2032 season. The contract represents the largest commitment to a player in the history of the franchise.

## JANUARY 20, 2022

Major League Baseball's Executive Council rejects the Rays innovative Sister City plan, which would have featured the team sharing its home games between Tampa Bay and Montreal in new open-air ballparks in each market.



# OPENING DAY LINEUPS

## OPENING DAY RECORD ALL-TIME : 12-12

### MARCH 31, 1998

#### DET 11 | TB 6

CF Quinton McCracken  
2B Miguel Cairo  
3B Wade Boggs  
1B Fred McGriff  
LF Mike Kelly  
DH Paul Sorrento  
C John Flaherty  
RF Dave Martinez  
SS Kevin Stocker  
P Wilson Álvarez

### APRIL 5, 1999

#### TB 7 | BAL 10

CF Randy Winn  
RF Dave Martinez  
DH José Canseco  
1B Fred McGriff  
C John Flaherty  
3B Wade Boggs  
LF Paul Sorrento  
2B Miguel Cairo  
SS Kevin Stocker  
P Wilson Álvarez

### APRIL 3, 2000

#### TB 7 | MIN 0

CF Gerald Williams  
RF Dave Martinez  
DH José Canseco  
1B Fred McGriff  
LF Greg Vaughn  
3B Herbert Perry  
C John Flaherty  
SS Kevin Stocker  
2B Miguel Cairo  
P Steve Trachsel

### APRIL 3, 2001

#### TOR 1 | TB 8

CF Gerald Williams  
DH Steve Cox  
LF Greg Vaughn  
1B Fred McGriff  
RF Ben Grieve  
3B Vinny Castilla  
2B Bobby Smith  
C John Flaherty  
SS Félix Martínez  
P Albie Lopez

### APRIL 2, 2002

#### DET 5 | TB 9

LF Jason Tyner  
CF Randy Winn  
1B Steve Cox  
DH Greg Vaughn  
C Toby Hall  
RF Ben Grieve  
3B Bob Smith  
2B Brent Abernathy  
SS Chris Gomez  
P Tanyon Sturtze

### MARCH 31, 2003

#### BOS 4 | TB 6

LF Carl Crawford  
CF Rocco Baldelli  
3B Aubrey Huff  
1B Travis Lee  
DH Al Martin  
RF Ben Grieve  
C Toby Hall  
2B Brent Abernathy  
SS Rey Ordoñez  
P Joe Kennedy

### MARCH 30, 2004

#### NYJ 3 | TB 8

LF Carl Crawford  
3B Damian Rolls  
CF Rocco Baldelli  
DH Aubrey Huff  
RF José Cruz Jr.  
1B Tino Martinez  
SS Julio Lugo  
C Toby Hall  
2B Rey Sánchez  
P Victor Zambrano

### APRIL 4, 2005

#### TOR 5 | TB 2

LF Carl Crawford  
SS Julio Lugo  
RF Aubrey Huff  
1B Travis Lee  
DH Josh Phelps  
2B Jorge Cantú  
CF Chris Singleton  
C Toby Hall  
3B Alex Gonzalez  
P Dewon Brazelton

### APRIL 3, 2006

#### TB 6 | BAL 9

SS Julio Lugo  
LF Carl Crawford  
2B Jorge Cantú  
3B Aubrey Huff  
DH Jonny Gomes  
1B Travis Lee  
C Toby Hall  
RF Damon Hollins  
CF Joey Gathright  
P Scott Kazmir

### APRIL 2, 2007

#### TB 5 | NYY 9

LF Carl Crawford  
SS Ben Zobrist  
DH Rocco Baldelli  
1B Ty Wigginton  
RF Delmon Young  
3B Akinora Iwamura  
C Dioner Navarro  
CF Elijah Dukes  
2B B.J. Upton  
P Scott Kazmir

### MARCH 31, 2008

#### TB 6 | BAL 2

2B Akinora Iwamura  
LF Carl Crawford  
1B Carlos Peña  
CF B.J. Upton  
DH Cliff Floyd  
3B Willy Aybar  
RF Eric Hinske  
C Dioner Navarro  
SS Jason Bartlett  
P James Shields

### APRIL 7, 2009

#### TB 3 | BOS 5

2B Akinora Iwamura  
LF Carl Crawford  
3B Evan Longoria  
1B Carlos Peña  
DH Pat Burrell  
CF Matt Joyce  
C Dioner Navarro  
RF Gabe Gross  
SS Jason Bartlett  
P James Shields



## APRIL 6, 2010

### BAL 3 | TB 4

SS	Jason Bartlett
LF	Carl Crawford
RF	Ben Zobrist
3B	Evan Longoria
1B	Carlos Peña
CF	B.J. Upton
DH	Pat Burrell
2B	Sean Rodriguez
C	Dioner Navarro
P	James Shields

## APRIL 1, 2011

### BAL 4 | TB 1

2B	Ben Zobrist
LF	Johnny Damon
3B	Evan Longoria
DH	Manny Ramirez
1B	Dan Johnson
CF	B.J. Upton
RF	Matt Joyce
SS	Reid Brignac
C	John Jaso
P	David Price

## APRIL 6, 2012

### NY Y 6 | TB 7

CF	Desmond Jennings
RF	Ben Zobrist
3B	Evan Longoria
DH	Jeff Keppinger
SS	Sean Rodriguez
1B	Carlos Peña
2B	Elliot Johnson
C	José Molina
LF	Matt Joyce
P	James Shields

## APRIL 2, 2013

### BAL 7 | TB 4

CF	Desmond Jennings
RF	Sam Fuld
2B	Ben Zobrist
3B	Evan Longoria
LF	Matt Joyce
SS	Yunel Escobar
1B	James Loney
C	José Molina
DH	Kelly Johnson
P	David Price

## MARCH 31, 2014

### TOR 2 | TB 9

LF	David DeJesus
RF	Wil Myers
2B	Ben Zobrist
3B	Evan Longoria
1B	James Loney
CF	Desmond Jennings
DH	Matt Joyce
C	José Molina
SS	Yunel Escobar
P	David Price

## APRIL 6, 2015

### BAL 6 | TB 2

DH	John Jaso
RF	Steven Souza Jr.
SS	Asdrúbal Cabrera
3B	Evan Longoria
1B	James Loney
LF	Desmond Jennings
C	René Rivera
2B	Logan Forsythe
CF	Kevin Kiermaier
P	Chris Archer

## APRIL 3, 2016

### TOR 5 | TB 3

2B	Logan Forsythe
1B	Logan Morrison
3B	Evan Longoria
DH	Corey Dickerson
LF	Desmond Jennings
SS	Brad Miller
RF	Steven Souza Jr.
CF	Kevin Kiermaier
C	Hank Conger
P	Chris Archer

## APRIL 2, 2017

### NY Y 3 | TB 7

DH	Corey Dickerson
CF	Kevin Kiermaier
3B	Evan Longoria
2B	Brad Miller
RF	Steven Souza Jr.
1B	Logan Morrison
SS	Tim Beckham
LF	Mallix Smith
C	Derek Norris
P	Chris Archer

## MARCH 29, 2018

### BOS 4 | TB 6

3B	Matt Duffy
CF	Kevin Kiermaier
RF	Carlos Gómez
1B	C.J. Cron
C	Wilson Ramos
LF	Denard Span
SS	Adeiny Hechavarria
2B	Daniel Robertson
DH	Rob Refsnyder
P	Chris Archer

## MARCH 28, 2019

### HOU 5 | TB 1

RF	Austin Meadows
LF	Tommy Pham
1B	Ji-Man Choi
DH	Brandon Lowe
3B	Yandy Díaz
2B	Joey Wendle
SS	Willy Adames
CF	Kevin Kiermaier
C	Mike Zunino
P	Blake Snell

## JULY 24, 2020

### TOR 6 | TB 4

1B	Yandy Díaz
RF	Hunter Renfroe
3B	Yoshi Tsutsugo
DH	José Martínez
LF	Manuel Margot
2B	Mike Brosseau
SS	Willy Adames
CF	Kevin Kiermaier
C	Mike Zunino
P	Charlie Morton


## APRIL 1, 2021

### TB 1 | MIA 0

1B	Yoshi Tsutsugo
LF	Austin Meadows
RF	Randy Arozarena
2B	Brandon Lowe
3B	Yandy Díaz
CF	Kevin Kiermaier
SS	Willy Adames
C	Mike Zunino
P	Tyler Glasnow



# HISTORIC BOX SCORES



ROBERT ROGERS / TAMPA BAY RAYS

MARCH 31, 1998

## DEVIL RAYS INAUGURAL GAME

**ST. PETERSBURG, FLA.** – Hall of Famers Ted Williams, Stan Musial, Al Lopez and Monte Irvin throw out the ceremonial first pitches and minutes later, at 5:08 p.m. on March 31, 1998, Major League Baseball is born in Tampa Bay as Wilson Álvarez delivers a ball to Tigers leadoff hitter Brian Hunter. Álvarez pitches a perfect 1st inning but nine of his next 13 BF reach base safely. The Rays fall behind, 11-0, in the 5th inning before Wade Boggs hit a 2-run homer off Justin Thompson in the 6th to account for the first 2 runs in franchise history. The Devil Rays rally for 4 runs in the 9th inning and leave the tying run in the on-deck circle when Paul Sorrento strikes out to end the game. Tampa native Luis Gonzalez hit the first home run at Tropicana Field and added a single and double.

TROPICANA FIELD	1	2	3	4	5	6	7	8	9	R	H	E	LOB
DETROIT	0	4	2	0	5	0	0	0	0	11	18	1	9
TAMPA BAY	0	0	0	0	0	2	0	0	4	6	12	0	9

DETROIT	AB	R	H	BI	BB	SO	TAMPA BAY	AB	R	H	BI	BB	SO
B. Hunter, cf	6	1	2	2	0	1	Q. McCracken, cf	5	2	2	1	0	0
B. Roberts, dh	5	0	1	1	0	1	M. Cairo, 2b	4	0	1	0	0	0
P. Incaviglia, ph-dh	1	0	0	0	0	0	R. Butler, ph	1	0	1	1	0	0
B. Higginson, rf	4	0	1	0	1	1	W. Boggs, 3b	4	1	1	3	1	0
T. Clark, 1b	5	2	2	0	0	1	F. McGriff, 1b	4	0	1	0	0	0
D. Easley, 2b-ss	5	3	3	0	0	0	M. Kelly, lf	5	0	0	0	0	1
L. Gonzalez, lf	5	2	3	2	0	1	P. Sorrento, dh	5	0	1	0	0	1
J. Randa, 3b	5	1	3	3	0	1	J. Flaherty, cf	4	1	2	0	0	1
J. Oliver, c	5	1	2	3	0	0	D. Martinez, r	2	0	1	0	1	0
B. Ripken, ss	3	1	1	0	1	0	B. Smith, ph	1	1	1	0	0	0
F. Catalanotto, ph-2b	1	0	0	0	0	1	K. Stocker, ss	3	0	1	0	0	0
<b>TOTALS</b>	<b>45</b>	<b>11</b>	<b>18</b>	<b>11</b>	<b>2</b>	<b>7</b>	<b>TOTALS</b>	<b>38</b>	<b>6</b>	<b>12</b>	<b>5</b>	<b>3</b>	<b>3</b>

**2B:** Randa, J (2); Hunter, B (1); Higginson, B (1); Gonzalez, L (1); Easley, D (1).  
**HR:** Gonzalez, L (1, off Carlson, D; 5th inn, 1 on, 0 out). **TB:** Gonzalez, L (7); Randa, J (5); Easley, D (4); Hunter, B (3); Oliver, J (2); Clark, T (2); Higginson, B (2); Ripken, B (1); Roberts, B (1). **RBI:** Oliver, J (3); Randa, J (3); Hunter, B (2); Gonzalez, L (2); Roberts, B (1).  
**Team RISP:** 6-for-18. **DP:** 2 (Randa, J-Easley, D-Clark, T; Ripken, B-Easley, D-Clark, T). **E:** Bochtler, D (1).


DETROIT	IP	H	R	ER	BB	SO	HR
J. Thompson (W, 1-0)	6.0	8	2	2	0	2	1
S. Runyan	1.0	0	0	0	1	0	0
R. Duran	1.0	0	0	0	0	0	0
B. Florie	0.1	4	3	1	0	0	0
D. Bochtler	0.2	0	0	0	1	1	0
<b>TOTALS</b>	<b>9.0</b>	<b>12</b>	<b>6</b>	<b>5</b>	<b>3</b>	<b>1</b>	<b>1</b>

**2B:** Sorrento, P (1); Flaherty, J (1).  
**HR:** Boggs, W (1, off Thompson, J; 6th inn, 1 on, 1 out). **HBP:** McGriff, F (1, by Duran, R).  
**TB:** Boggs, W (4); Flaherty, J (3); Sorrento, P (2); McCracken, Q (2); McGriff, F (1); Stocker, K (1); Smith, B (1); Butler (1), R; Martinez (1), D; Cairo (1), M. **GIDP:** McCracken, Q (2).  
**RBI:** Boggs, W (3); McCracken, Q (1); Butler, R (1). **Team RISP:** 2-for-9.

TAMPA BAY	IP	H	R	ER	BB	SO	HR
W. Álvarez (L, 0-1)	2.1	9	6	6	0	2	0
D. Carlson	2.2	6	5	5	2	3	1
D. Springer	3.0	3	0	0	0	0	0
J. Mecir	1.0	0	0	0	0	2	0
<b>TOTALS</b>	<b>9.0</b>	<b>18</b>	<b>11</b>	<b>11</b>	<b>2</b>	<b>7</b>	<b>1</b>

**Umpires:** HP-Rich Garcia, 1B-Mike Reilly, 2B-Tim McClelland, 3B-John Hirschbeck. **T:** 3:01. **Att:** 45,369. **Weather:** 72° F, Wind 0 mph, In Dome.





ROBERT ROGERS / TAMPA BAY RAYS

APRIL 1, 1998

## DEVIL RAYS FIRST WIN

**ST. PETERSBURG, FLA.** – In Game 2 of the season-opening series, the Devil Rays rally from a 3-0, 1st-inning deficit and record 18 hits on their way to an 11-8 victory, the first win in franchise history. Rookie Rolando Arrojo earns the win in his major league debut and Fred McGriff records three run-scoring hits including a 2-run single in the 8th inning. The Rays bat around in both the 4th and 8th innings and get 2-out, RBI singles from Wade Boggs and McGriff to take the first lead in franchise history. The Rays record a hit in every frame except the 5th.

TROPICANA FIELD	1	2	3	4	5	6	7	8	9	R	H	E	LOB
DETROIT	3	0	0	0	1	0	2	1	1	8	13	1	10
TAMPA BAY	2	0	0	4	0	1	1	3	X	11	18	1	10

DETROIT	AB	R	H	BI	BB	SO	TAMPA BAY	AB	R	H	BI	BB	SO	
B.Hunter, cf	4	1	0	0	1	1	Q.McCracken, cf	5	2	3	0	0	0	
B.Roberts, dh	4	1	1	1	0	0	M.Cairo, 2b	5	2	3	1	0	0	
B.Higginson, rf	5	3	3	1	0	0	W.Boggs, 3b	4	2	2	1	1	1	
T.Clark, 1b	5	1	3	2	0	0	F.McGriff, 1b	4	1	3	4	1	0	
L.Gonzalez, lf	4	1	3	3	1	0	P.Sorrento, dh	5	0	1	1	0	1	
D.Easley, 2b-ss	3	0	1	0	1	1	D.Martinez, rf	5	0	1	1	0	0	
J.Randa, 3b	5	0	1	1	0	1	J.Flaherty, c	5	1	1	0	0	1	
R.Casanova, c	3	0	0	0	1	1	R.Butler, lf	4	2	2	1	0	1	
K. Barteel, ph	0	1	0	0	0	0	K.Stocker	5	1	2	1	0	1	
J. Oliver, c	1	0	0	0	0	1	<b>TOTALS</b>	<b>42</b>	<b>11</b>	<b>18</b>	<b>10</b>	<b>3</b>	<b>4</b>	
B.Ripken, ss	3	0	1	0	0	2	<b>2B:</b> McCracken, Q(1); McGriff, F(1);							
F. Catalanotto, ph-2b	1	0	0	0	1	0	Boggs, W(1). <b>3B:</b> Stocker, K(1).							
<b>TOTALS</b>	<b>38</b>	<b>8</b>	<b>13</b>	<b>8</b>	<b>5</b>	<b>7</b>	<b>HR:</b> Butler, R(1, off Florie, B; 7th inn, 0 on, 2 out). <b>TB:</b> Butler, R(5); McCracken, Q(4); McGriff, F(4); Stocker, K(4); Cairo, M(3); Boggs, W(3); Sorrento, P(1); Flaherty, J(1); Martinez, D(1). <b>RBI:</b> McGriff, F(4); Butler, R(2); Martinez, D(1); Boggs, W(4); Stocker, K(1); Sorrento, P(1); Cairo, M(1).							

**2B:** Clark, T(1); Gonzalez, L(2).  
**HBP:** Roberts, B(1, by Arrojo, R); Easley, D(1, by Hernández, R). **TB:** Gonzalez, L(4); Clark, T(4); Higginson, B(3); Ripken, B(1); Roberts, B(1); Easley, D(1); Randa, J(1). **RBI:** Gonzalez, L(5); Clark, T(2); Higginson, B(1); Randa, J(4); Roberts, B(2). **Team RISP:** 7-for-15.  
**E:** Casanova, R(1). **SB:** Hunter, B(1).  
**CS:** Ripken, B(1). **PO:** Roberts, B(1st base by Arrojo, R).

DETROIT	IP	H	R	ER	BB	SO	H	R	ER	BB	SO		
B.Moehler(L, 0-1)	3.2	10	6	6	0	0	R.Arrojo(W, 1-0)	6.0	8	4	4	1	6
A.Sager	1.2	3	1	0	0	0	R.Tatis	0.1	3	2	2	1	0
S.Runyan	0.2	0	0	0	1	2	A.Lopez	1.0	1	1	1	2	0
B.Florie	1.0	1	1	1	0	0	J.Mecir	0.2	0	0	0	0	0
D.Brocail	0.1	4	3	3	1	0	R.Hernández	1.0	1	1	1	1	0
R.Duran	0.2	0	0	0	1	2	<b>TOTALS</b>	<b>9.0</b>	<b>13</b>	<b>8</b>	<b>8</b>	<b>5</b>	<b>7</b>
<b>TOTALS</b>	<b>8.0</b>	<b>18</b>	<b>11</b>	<b>10</b>	<b>3</b>	<b>4</b>							

**WP:** Brocail, D(1). **Umpires:** HP-Mike Reilly, 1B-Tim McClelland, 2B-John Hirschbeck, 3B-Rich Garcia. **T:** 3:32. **Att:** 30,109. **Weather:** 72° F, Wind 0 mph, In Dome.



# HISTORIC FIRSTS

## RAYS FIRSTS

### Pitch/Batter

Wilson Álvarez, to Brian Hunter, 3/31/98 vs. DET at 5:08 p.m. (ball); grounded out to 1B Fred McGriff

### Hit

Dave Martinez, single off Justin Thompson, 3/31/98 vs. DET (3rd inn.)

### Double

John Flaherty, off Justin Thompson, 3/31/98 at DET (5th inn.)

### Triple

Kevin Stocker, off Brian Moehler, 4/1/98 vs. DET (2nd inn.)

### Home Run

Wade Boggs, off Justin Thompson, 3/31/98 vs. DET (6th inn.)

### Grand Slam

Paul Sorrento, off Charles Nagy, 5/3/98 at CLE (3rd inn.)

### Cycle

B.J. Upton, 10/2/09 vs. NYY

### Run

Quinton McCracken, 3/31/98 vs. DET (6th inn.)

### Runs Batted In

Wade Boggs, 3/31/98 vs. DET (6th inn.)

### Base on Balls

Dave Martinez, off Sean Runyan, 3/31/98 vs. DET (7th inn.)

### Strikeout (Pitcher)

Wilson Álvarez, struck out Bip Roberts, 3/31/98 vs. DET (1st inn.)

### Strikeout (Batter)

Mike Kelly, off Justin Thompson, 3/31/98 vs. DET (6th inn.)

### Stolen Base

Quinton McCracken/Miguel Cairo double steal, 4/1/98 vs. DET (6th inn.)

### Caught Stealing

Aaron Ledesma, by Charlie O'Brien, 4/4/98 vs. CHW (3rd inn.)

### Sacrifice Fly

Rich Butler, off Jason Bere, 4/5/98 vs. CHW (4th inn.)

### Sacrifice Bunt

John Flaherty, off Carlos Castillo, 4/12/98 at CHW (7th inn.)

### Hit by Pitch

Fred McGriff, off Roberto Duran, 3/31/98 vs. DET (8th inn.)

### Ground into Double Play

Quinton McCracken, off Justin Thompson, 3/31/98 vs. DET (3rd inn.)

### Error

Rolando Arrojo, 4/1/98 vs. DET (1st inn.)

### Wild Pitch

Ramón Tatis, 4/3/98 vs. CHW (8th inn.)

### Win

Rolando Arrojo, 4/1/98 vs. DET

### Loss

Wilson Álvarez, 3/31/98 vs. DET

### Save

Roberto Hernández, 4/12/98 at CHW

### Complete Game/ Complete Game Shutout

Rolando Arrojo, 4/30/98 at MIN

### No-Hitter

Matt Garza, 7/26/10 vs. DET

## TROPICANA FIELD FIRSTS

### Hit

DET Tony Clark, single off Wilson Álvarez, 3/31/98 (2nd inn.)

### Double

DET Joe Randa, off Wilson Álvarez, 3/31/98 (2nd inn.)

### Triple

Kevin Stocker, off DET Brian Moehler, 4/1/98 (2nd inn.)

### Home Run

DET Luis Gonzalez, off Dan Carlson, 3/31/98 (5th inn.)

### Grand Slam

KC Johnny Damon, off Dennis Springer, 5/14/98 (2nd inn.)

### Cycle

DET Carlos Guillén, 8/1/06

### Run

DET Tony Clark, off Wilson Álvarez, 3/31/98 (2nd inn.)

### Runs Batted In

DET Joe Randa, off Wilson Álvarez, 3/31/98 (2nd inn.)

### Base on Balls

DET Billy Ripken, off Dan Carlson, 3/31/98 (7th inn.)

### Strikeout

Wilson Álvarez, struck out DET Bip Roberts, 3/31/98 (1st inn.)

### Stolen Base

Quinton McCracken/Miguel Cairo double steal vs. DET, 4/1/98 (6th inn.)

### Caught Stealing

DET Billy Ripken, by John Flaherty, 4/1/98 (6th inn.)

### Sacrifice Fly

CHW Albert Belle, off Rick Gorecki, 4/3/98 (1st inn.)

### Sacrifice Bunt

MIN Denny Hocking, off Roberto Hernández, 4/13/98 (9th inn.)

### Hit by Pitch

Fred McGriff, by DET Roberto Duran, 3/31/98 (8th inn.)

### Ground into Double Play

Quinton McCracken, off DET Justin Thompson, 3/31/98 (3rd inn.)

### Error

DET Doug Bochtler, 3/31/98 (9th inn.)

### Wild Pitch

DET Doug Brocail, 4/1/98 (8th inn.)

### Win

DET Justin Thompson, 3/31/98

### Loss

Wilson Álvarez vs. DET, 3/31/98

### Save

ANA Troy Percival, 4/26/98

### Complete Game

MIN Brad Radke, 4/14/98

### Complete Game Shutout

BAL Mike Mussina, 5/9/98

### No-Hitter

ARI Edwin Jackson, 6/25/10





# 103 YEARS OF MLB IN ST. PETERSBURG



Players take a lunch break during spring training at Coffee Pot Park in 1915. Future Hall of Famer Grover Cleveland Alexander is in the center of the photo, sipping out of a metal cup.

PHOTO COURTESY OF: CITY OF CLEARWATER / PHILLIES

# T

**HIS SEASON MARKS THE 103RD YEAR MAJOR LEAGUE BASEBALL HAS HAD A PRESENCE IN ST. PETERSBURG, DATING BACK TO 1914 WHEN THE ST. LOUIS BROWNS OPENED SPRING TRAINING WORKOUTS.**

MLB has also had a presence in St. Pete every year since travel restrictions during World War II prohibited teams from traveling south for spring training from 1943-45.

Nine teams have trained in St. Petersburg: the St. Louis Browns (1914), Philadelphia Phillies (1915-18), Boston Braves (1922-37), New York Yankees (1925-42; 1946-50; 1952-61), St. Louis Cardinals (1938-42; 1946-97), New York Giants (1951), New York Mets (1962-87), Baltimore Orioles (1993-95) and the Devil Rays/Rays (1998-2008).

In 1910, a former Pittsburgh laundry owner named Al Lang moved to St. Petersburg to benefit his health. He soon became interested in the local economy and focused on trying to help the sagging tourism industry. As a baseball fan, he believed the answer was to attract a major league team for spring training.

Lang convinced the St. Louis Browns, under manager Branch Rickey, to move to St. Petersburg in 1914. A baseball committee, formed to attract a major league team to the city, raised \$20,000 to buy a large tract of land for a ballpark. The site chosen for the field was Coffee Pot Bayou in St. Pete, where a 2,000-seat grandstand was built.

The first game between two major league teams in St. Petersburg took place on March 27,

1914 as the Grapefruit League was established. The Browns hosted the Chicago Cubs, who were training in Tampa and made the trip by steamboat across Tampa Bay. The Cubs won, 3-2. James Leslie (Hippo) Vaughn was the winning pitcher for the Cubs as an estimated 4,000 looked on.

The resourceful Lang helped engineer a new ballpark, Waterfront Park—located at the approximate site where the parking lot for Al Lang Field is today—and a new arrival, the Boston Braves, christened the new park in 1922. The Yankees joined the Braves in St. Pete in 1925. They would remain for all but four years until 1962, when Casey Stengel and the expansion New York Mets moved in and the Yankees went to Fort Lauderdale.

When the Boston Braves left for Bradenton in 1937, the St. Louis Cardinals came to St. Petersburg the following year and would stay 57 of the next 60 years, missing only the war years.

Minor league baseball in the city began in 1920 as the St. Pete Saints entered the Florida State League.

There was one other professional league in St. Petersburg prior to the Rays arrival in 1998. The Senior Professional Baseball Association—a league of former major leaguers who were 35 years of age or older—sprang up for one season, 1989-90. The St. Pete Pelicans were the first and only league champions.



# 2021 RAYS POSTSEASON REVIEW

## SUDDEN END

After setting a franchise record for wins in a season (100), the reigning AL champions were eliminated in the ALDS for the fifth time in seven trips to the postseason...the Rays lost Game 3 on a walk-off, 2-run homer and Game 4 on a walk-off sacrifice fly...according to Stats LLC, they became the second team in postseason history to lose a series with back-to-back walk-off losses, joining the Braves in the 1991 World Series at MIN.

- The Rays clinched the best record in the AL for the third time (2020, 2010) and became the first AL club to do so in back-to-back seasons since the 2011-12 Yankees...they held sole possession of the AL's best record for 61 consecutive days from Aug 6 through the end of the regular season.

## ALDS vs. BOSTON

RED SOX WIN 3-1

DATE	SCORE	WINNER	LOSER	ATT
10/7	W, 5-0	McClanahan	Rodríguez	27,419
10/8	L, 6-14	Houck	McHugh	37,616
10/10	L, 4-6 (13)	Pivetta	Patiño	37,224
10/11	L, 5-6	Whitlock	Feyereisen	38,447

BOLD INDICATES HOME GAME



WANDER FRANCO |

WILL VRAGOVIC/TAMPA BAY RAYS

## POSTSEASON ROSTER

### Manager & Coaches

- 16 Kevin Cash (Manager)
- 41 Stan Boroski (Bullpen)
- 97 Jonathan Erlichman (Process & Analytics)
- 24 Paul Hoover (Field Coord.)
- 27 Rodney Linares (3B)
- 51 Chad Mottola (Hitting)
- 33 Matt Quatraro (Bench)
- 44 Kyle Snyder (Pitching)
- 40 Ozzie Timmons (1B)

### Pitchers

- 11 Shane Baz (R)
- 84 JT Chargois (R)
- 29 Pete Fairbanks (R)
- 34 J.P. Feyereisen (R)
- 19 Josh Fleming (L)
- 36 Andrew Kittredge (R)
- 62 Shane McClanahan (L)
- 31 Collin McHugh (R)
- 61 Luis Patiño (R)
- 57 Drew Rasmussen (R)
- 30 David Robertson (R)
- 52 Michael Wacha (R)
- 37 Matt Wisler (R)

### Catchers

- 28 Francisco Mejía
- 10 Mike Zunino

### Infielders

- 26 Ji-Man Choi
- 2 Yandy Diaz
- 5 Wander Franco
- 8 Brandon Lowe
- 18 Joey Wendle

### Outfielders

- 56 Randy Arozarena
- 39 Kevin Kiermaier
- 25 Jordan Luplow
- 13 Manuel Margot
- 17 Austin Meadows

### Designated Hitter

- 23 Nelson Cruz

### Field Staff

- Joseph Benge (Head Athletic Trainer)
- Mark Vinson (First Asst. Athletic Trainer)
- Mike Sandoval (Asst. Athletic Trainer)
- Trung Cao (Strength & Cond. Coord.)
- Chris Fernandez (Video Coord.)
- 99 Misha Dworken (Bullpen Catcher)
- 98 Jean Ramirez (Bullpen Catcher)

## PITCHING PLANS

The Rays started rookies Shane McClanahan in Game 1 and Shane Baz in Game 2...according to Sarah Langs of MLB.com, they became the second team in postseason history to start rookie pitchers in each of the first 2 games of a postseason series, joining the Athletics (Jarrod Parker, Tommy Milone) in the 2012 ALDS at DET...McClanahan pitched five scoreless innings in the series opener and Baz yielded 3 runs in 2.1 IP of Game 2.

- Baz became the second pitcher in major league history to start a postseason game with three (or fewer) career regular season appearances up to that point, joining TB Matt Moore in Game 1 of the 2011 ALDS at TEX...he was the 2nd-youngest pitcher in postseason history to start against the Red Sox behind 21-year-old NYM Dwight Gooden in the 1986 World Series.
- The Rays had 13 pitchers on the ALDS roster, none of which made a start in any of the club's 20 games from the 2020 postseason...ten of the 13 pitchers on the 2021 ALDS roster were not on the 2020 World Series roster.

## FOUNTAIN OF YOUTH

Rookies Randy Arozarena and Wander Franco combined to hit .353 (12-for-34) with 3 HR, 7 RBI and 2 SB in the series...in Game 1, Arozarena hit a solo homer off Nick Pivetta leading off the 5th inning and stole home off Josh Taylor in the 7th...he became the first player in postseason history to homer and steal home in the same game, according to Stats LLC...the 20-year-old Franco homered in Games 3-4 to become the youngest player to hit multiple homers in a single postseason since FLA Miguel Cabrera in 2003.



- ♦ At 20 years, 220 days in Game 1, Franco became the 2nd-youngest player all-time with an RBI in his first postseason game behind BAL Manny Machado (20.091) in the 2012 AL Wild Card Game at TEX...he became the youngest player in major league history with multiple hits in his postseason debut...with Arozarena batting leadoff and Franco hitting 2nd, the Rays were the first team to start rookies in the No. 1 and No. 2 spots of the order in Game 1 of a postseason series.

## NOT THE RAYS WAY

After pitching a shutout in Game 1, the Rays combined to allow 47 hits, 26 runs, 9 HR and 16 XBH in the 3 losses...the 35 hits allowed in Games 2-3 matched the most for a 2-game span in postseason history, joining Cleveland in 1999 (Games 3-4 of the ALDS at BOS) and the 1960 Pirates (Games 2-3 of the World Series against the Yankees).

## 2021 RAYS POSTSEASON STATISTICS

BATTERS	AVG	G	AB	R	H	2B	3B	HR	RBI	SH	SF	HBP	BB-I	SO	SB	CS	GDP	OBP	SLG
Arozarena, R	.333	4	15	4	5	1	0	1	3	0	0	0	4-0	4	2	0	0	.474	.600
Choi, J	.286	3	7	1	2	0	0	1	1	0	0	0	0-0	2	0	0	0	.286	.714
Cruz, N	.176	4	17	2	3	0	0	1	1	0	0	0	1-0	5	0	0	0	.222	.353
Diaz, Y	.200	4	15	1	3	0	0	0	2	0	0	0	1-0	2	0	0	0	.250	.200
Franco, W	.368	4	19	5	7	2	0	2	4	0	0	0	0-0	3	0	0	0	.368	.789
Kiermaier, K	.214	4	14	2	3	3	0	0	1	0	0	0	2-1	4	0	0	1	.313	.429
Lowe, B	.000	4	18	0	0	0	0	0	0	0	0	0	0-0	9	0	0	0	.000	.000
Luplow, J	.286	4	7	2	2	1	0	1	4	0	0	0	1-0	4	0	0	0	.375	.857
Margot, M	.143	3	7	1	1	0	0	0	0	0	0	0	1-0	3	0	1	0	.250	.143
Meadows, A	.222	3	9	1	2	1	0	1	3	0	0	0	0-0	2	0	0	0	.222	.667
Mejia, F	.000	1	0	0	0	0	0	0	0	0	0	0	1-0	0	0	0	0	1.000	.000
Wendle, J	.250	2	4	0	1	1	0	0	0	0	0	0	0-0	2	0	0	0	.250	.500
Zunino, M	.133	4	15	1	2	1	0	0	0	0	0	0	0-0	6	0	0	0	.133	.200
<b>Team Total</b>	<b>.211</b>	<b>4</b>	<b>147</b>	<b>20</b>	<b>31</b>	<b>10</b>	<b>0</b>	<b>7</b>	<b>19</b>	<b>0</b>	<b>0</b>	<b>0</b>	<b>11-1</b>	<b>46</b>	<b>2</b>	<b>1</b>	<b>1</b>	<b>.266</b>	<b>.422</b>
PITCHERS	W	L	ERA	G	GS	CG	SHO	SV	IP	H	R	ER	HR	HB	BB-I	SO	WP	BK	
Baz, S	0	0	11.57	1	1	0	0	0	2.1	6	3	3	1	0	1-0	2	0	0	
Chargois, J	0	0	0.00	4	0	0	0	0	3.1	3	0	0	0	0	1-0	2	0	0	
Fairbanks, P	0	0	3.38	2	0	0	0	0	2.2	1	1	1	1	0	1-0	2	0	0	
Feyereisen, J	0	1	2.45	3	0	0	0	0	3.2	6	1	1	0	0	0-0	2	0	0	
Fleming, J	0	0	0.00	2	0	0	0	0	1.0	3	0	0	0	0	0-0	1	0	0	
Kittredge, A	0	0	0.00	2	0	0	0	0	3.1	2	0	0	0	0	0-0	2	0	0	
McClanahan, S	1	0	7.94	2	1	0	0	0	5.2	10	5	5	1	0	1-0	3	0	0	
McHugh, C	0	1	7.36	2	1	0	0	0	3.2	3	3	3	2	0	1-0	2	0	0	
Patino, L	0	1	7.71	2	0	0	0	0	2.1	2	2	2	1	0	1-0	2	0	0	
Rasmussen, D	0	0	13.50	1	1	0	0	0	2.0	6	3	3	1	0	0-0	1	0	0	
Robertson, D	0	0	0.00	3	0	0	0	0	4.0	3	0	0	0	0	1-0	2	0	0	
Wacha, M	0	0	20.25	1	0	0	0	0	2.2	9	6	6	1	0	0-0	4	1	0	
Wisler, M	0	0	7.71	2	0	0	0	0	2.1	2	2	2	1	0	0-0	1	0	0	
<b>Team Total</b>	<b>1</b>	<b>3</b>	<b>6.00</b>	<b>4</b>	<b>4</b>	<b>0</b>	<b>1</b>	<b>0</b>	<b>39.0</b>	<b>56</b>	<b>26</b>	<b>26</b>	<b>9</b>	<b>0</b>	<b>7-0</b>	<b>26</b>	<b>1</b>	<b>0</b>	



# 2020 RAYS POSTSEASON REVIEW

## A.L. CHAMPS

The Rays won the AL pennant for the second time in franchise history (2008) but lost the World Series to the Dodgers...they set a major league record in playing 20 postseason games, due in part to the expanded playoff format...the Rays were the ninth team in major league history to play a "winner take all" game in the Division Series and League Championship Series but only the third to win both, joining the 2012 Giants and 1981 Dodgers.

- ◆ The Rays clinched a post-season spot on Sep 17, won the AL East on Sep 23 and secured the No. 1 seed on Sep 26...it marked the second time in club history the Rays finished with the best record in the AL (2010).

## PLAYOFF PAD

With the exception of the Wild Card Series, where the higher seed hosted each game, the rest of the postseason was played at neutral sites due to health, safety and competitive considerations in the COVID-19 pandemic...the Rays spent 17 nights in San Diego for the ALDS and ALCS before flying to Arlington, Texas for the World Series, which was played in front of a limited capacity.

## POWER BALL

The Rays hit 34 HR, the most in a single postseason in major league history...67.1 pct. (53 of 79) of the Rays runs came on home runs, compared to 41.5 pct. (120 of 289) in the regular season...according to the Elias Sports Bureau, this was the highest rate for a team in a single postsea-

### ALWCS vs. TORONTO

**RAYS WIN 2-0**

DATE	SCORE	WINNER	LOSER	ATT
9/29	W, 3-1	Snell	Ray	--
9/30	W, 8-2	Glasnow	Ryu	--

### ALDS vs. NEW YORK

**RAYS WIN 3-2**

DATE	SCORE	WINNER	LOSER	ATT
10/5	L, 3-9	Cole	Snell	--
10/6	W, 7-5	Glasnow	Happ	--
10/7	W, 8-4	Morton	Tanaka	--
10/8	L, 1-5	Green	Thompson	--
10/9	W, 2-1	Castillo	Chapman	--

### ALCS vs. HOUSTON

**RAYS WIN 4-3**

DATE	SCORE	WINNER	LOSER	ATT
10/11	W, 2-1	Snell	Valdéz	--
10/12	W, 4-2	Morton	McCullers Jr.	--
10/13	W, 5-2	Yarbrough	Urquidy	--
10/14	L, 3-4	Greinke	Glasnow	--
10/15	L, 3-4	Pressly	Anderson	--
10/16	L, 4-7	Valdéz	Snell	--
10/17	W, 4-2	Morton	McCullers Jr.	--

### WORLD SERIES vs. LOS ANGELES

**DODGERS WIN 4-2**

DATE	SCORE	WINNER	LOSER	ATT
10/20	L, 3-8	Kershaw	Glasnow	11,388
10/21	W, 6-4	Anderson	Gonsolin	11,472
10/23	L, 2-6	Buehler	Morton	11,447
10/24	W, 8-7	Curtiss	Jansen	11,441
10/25	L, 2-4	Kershaw	Glasnow	11,437
10/27	L, 1-3	González	Anderson	11,437

BOLD INDICATES HOME GAME



▶ RANDY AROZARENA ◀

WILL VRAGOVIC / TAMPA BAY RAYS

## POSTSEASON ROSTER

### Manager & Coaches

- 16 Kevin Cash (Manager)
- 41 Stan Boroski (Bullpen)
- 97 Jonathan Erlichman (Process & Analytics)
- 24 Paul Hoover (Field Coord.)
- 27 Rodney Linares (3B)
- 51 Chad Mottola (Hitting)
- 33 Matt Quattraro (Bench)
- 23 Kyle Snyder (Pitching)
- 30 Ozzie Timmons (1B)

### Pitchers

- 46 Alvarado, José (L)<sup>[1]</sup>
- 70 Anderson, Nick (R)
- 63 Castillo, Diego (R)
- 84 Curtiss, John (R)
- 47 Drake, Oliver (R)<sup>[2]</sup>
- 29 Fairbanks, Pete (R)
- 61 Fleming, Josh (L)<sup>[8]</sup>
- 20 Glasnow, Tyler (R)
- 15 Loup, Aaron (L)
- 62 McClanahan, Shane (L)
- 50 Morton, Charlie (R)
- 34 Richards, Trevor (R)<sup>[5]</sup>
- 71 Sherriff, Ryan (L)<sup>[9]</sup>
- 57 Slegers, Aaron (R)<sup>[4]</sup>
- 4 Snell, Blake (L)
- 81 Thompson, Ryan (R)
- 48 Yarbrough, Ryan (L)

### Catchers

- 7 Perez, Michael
- 10 Zunino, Mike

### Infielders

- 1 Adames, Willy
- 43 Broussaeu, Mike
- 26 Choi, Ji-Man
- 2 Diaz, Yandy
- 8 Lowe, Brandon
- 35 Lowe, Nate<sup>[1]</sup>
- 18 Wendle, Joey

### Outfielders

- 56 Arozarena, Randy
- 39 Kiermaier, Kevin
- 13 Margot, Manuel
- 17 Meadows, Austin<sup>[6]</sup>
- 14 Phillips, Brett<sup>[3]</sup>
- 11 Renfro, Hunter
- 25 Tsutsugo, Yoshi

### Field Staff

- Joseph Benge (Head Athletic Trainer)
- Mark Vinson (First Asst. Athletic Trainer)
- Mike Sandoval (Asst. Athletic Trainer)
- Trung Cao (Strength & Cond. Coord.)
- Chris Fernandez (Video Coord.)
- 99 Misha Dworken (Bullpen Catcher)
- 98 Jean Ramirez (Bullpen Catcher)

[1] WCS ROSTER ONLY  
 [2] WCS, ALDS ROSTER ONLY  
 [3] WCS, ALDS, WS ROSTER ONLY  
 [4] WCS, ALDS, ALCS ROSTER ONLY  
 [5] ALDS ROSTER ONLY, REPLACED INJURED OLIVER DRAKE PRIOR TO GAME 4  
 [6] ALDS, ALCS, WS ROSTER ONLY  
 [7] ALCS ROSTER ONLY  
 [8] ALCS, WS ROSTER ONLY  
 [9] WS ROSTER ONLY



son (min. 10 games) in major league history, ahead of Cleveland in 1998 (63.2 pct.).

## THE GREAT RANDINO

Rookie Randy Arozarena enjoyed a historic post-season, batting .377/.442/.831 (29-for-77) with 10 HR and 14 RBI in 20 games (all starts) and setting major league records for a single postseason in home runs, hits, extra-base hits (14, tied) and total bases (64)...the previous record was 8 HR by TEX Nelson Cruz in 2011, HOU Carlos Beltrán in 2004 and SF Barry Bonds in 2002.

- ♦ He was named Most Valuable Player of the ALCS, the first rookie position player to win MVP of a League Championship Series or World Series.

## FRENCH POETRY

In Game 5 of the ALDS vs. NYY, Mike Brosseau hit a go-ahead, solo homer off Aroldis Chapman in the 8th inning to end a 10-pitch at-bat...it was his second time facing Chapman after he was nearly hit in the head by a 100.5 mph pitch on Sep 1 at NYY.

- ♦ He entered as a pinch-hitter in the 6th and became the third player in postseason history to enter as a sub and deliver a go-ahead homer in a "winner take all" game, joining NYY Aaron Boone's walk-off in Game 7 of the 2003 ALCS vs. BOS and PIT Hal Smith in Game 7 of the 1960 World Series vs. NYY.

## 2020 RAYS POSTSEASON STATISTICS

BATTERS	AVG	G	AB	R	H	2B	3B	HR	RBI	SH	SF	HBP	BB-I	SO	SB	CS	GDP	OBP	SLG
Adames, W	.136	20	59	3	8	4	0	0	4	0	0	1	13-0	25	1	1	1	.301	.203
Arozarena, R	.377	20	77	19	29	3	1	10	14	0	0	1	8-2	19	0	2	1	.442	.831
Brosseau, M	.250	14	24	2	6	0	0	1	2	0	0	1	2-0	11	0	0	1	.333	.375
Choi, J	.250	18	40	8	10	1	0	2	4	0	0	1	10-1	11	0	0	1	.412	.425
Diaz, Y	.194	13	36	3	7	0	1	0	1	0	0	0	11-0	10	0	0	0	.383	.250
Kiermaier, K	.255	18	55	8	14	5	0	3	7	0	0	1	1-0	17	0	1	0	.281	.509
Lowe, B	.118	20	76	7	9	0	0	4	8	0	0	0	6-0	28	0	0	2	.183	.276
Lowe, N	.000	1	3	0	0	0	0	0	0	0	0	0	0-0	2	0	0	0	.000	.000
Margot, M	.276	19	58	10	16	1	0	5	11	1	0	1	5-0	19	2	1	0	.344	.552
Meadows, A	.137	16	51	4	7	0	0	2	2	0	0	0	2-0	18	0	0	0	.170	.255
Perez, M	.286	8	7	1	2	0	0	1	3	0	0	0	0-0	2	0	0	0	.286	.714
Phillips, B	.333	7	3	0	1	0	0	0	1	0	0	0	0-0	1	0	0	0	.333	.333
Renfroe, H	.174	12	23	2	4	1	0	2	7	0	0	0	1-0	11	0	0	0	.208	.478
Tsutsugo, Y	.125	8	16	0	2	0	0	0	0	0	0	0	0-0	3	0	0	1	.125	.125
Wendle, J	.190	20	58	8	11	2	0	0	5	0	1	1	3-0	16	1	0	2	.238	.224
Zunino, M	.170	19	53	4	9	0	0	4	8	0	1	1	1-0	27	0	0	1	.196	.396
<b>Team Total</b>	<b>.211</b>	<b>20</b>	<b>639</b>	<b>79</b>	<b>135</b>	<b>17</b>	<b>2</b>	<b>34</b>	<b>77</b>	<b>1</b>	<b>2</b>	<b>8</b>	<b>63-3</b>	<b>220</b>	<b>4</b>	<b>5</b>	<b>11</b>	<b>.289</b>	<b>.404</b>

PITCHERS	W	L	ERA	G	GS	CG	SHO	SV	IP	H	R	ER	HR	HB	BB-I	SO	WP	BK
Alvarado, J	0	0	0.00	2	0	0	0	0	1.2	1	0	0	0	0	3-0	4	0	0
Anderson, N	1	2	5.52	10	0	0	0	1	14.2	16	9	9	3	0	4-1	9	1	0
Castillo, D	1	0	1.64	10	0	0	0	3	11.0	7	3	2	0	1	7-0	12	0	0
Curtiss, J	1	0	6.30	9	1	0	0	0	10.0	14	7	7	3	0	5-0	9	0	0
Drake, O	0	0	0.00	1	0	0	0	0	1.0	1	0	0	0	0	0-0	1	0	0
Fairbanks, P	0	0	3.65	9	0	0	0	3	12.1	12	5	5	3	0	6-1	17	3	0
Fleming, J	0	0	6.35	2	0	0	0	0	5.2	8	4	4	1	0	2-0	3	0	0
Glasnow, T	2	3	6.28	6	6	0	0	0	28.2	26	20	20	9	0	17-0	40	6	0
Loup, A	0	0	3.38	9	0	0	0	0	5.1	5	2	2	0	1	2-0	7	1	0
McClanahan, S	0	0	8.31	4	0	0	0	0	4.1	8	5	4	2	0	2-0	4	0	0
Morton, C	3	1	2.70	4	4	0	0	0	20.0	18	7	6	1	2	5-0	23	0	0
Sherriff, R	0	0	0.00	2	0	0	0	0	2.0	0	0	0	0	0	1-0	1	0	0
Slegers, A	0	0	1.80	3	0	0	0	0	5.0	4	1	1	0	0	2-1	3	0	0
Snell, B	2	2	3.03	6	6	0	0	0	29.2	20	10	10	5	0	14-0	37	2	0
Thompson, R	0	1	1.93	9	1	0	0	0	9.1	7	2	2	1	1	4-0	10	0	0
Yarbrough, R	1	0	3.68	5	2	0	0	0	14.2	16	6	6	5	1	4-0	7	0	0
<b>Team Total</b>	<b>11</b>	<b>9</b>	<b>4.00</b>	<b>20</b>	<b>20</b>	<b>0</b>	<b>0</b>	<b>7</b>	<b>175.1</b>	<b>163</b>	<b>81</b>	<b>78</b>	<b>33</b>	<b>6</b>	<b>78-3</b>	<b>187</b>	<b>13</b>	<b>0</b>



# 2019 RAYS POSTSEASON REVIEW

## PHOTO FINISH

The Rays entered the final week of the regular season tied with Cleveland for the AL's second Wild Card spot, then won four consecutive games to clinch a postseason berth for the fifth time in franchise history and first time in six seasons...they held at least a share of one of the AL's five postseason spots for 167 of 186 days (89.8 pct), including 29 consecutive from Sep 1 through season's end after finishing a 3-game sweep of Wild Card-contending Cleveland...the Rays were in contention to host the Wild Card Game until losing the penultimate game of the season.

## 25 > 54,005

Through eight seasons under the Wild Card Game format, the Rays joined the Yankees and Giants as the only teams to win it twice...the Rays advanced to the Division Series with a 5-1 win over the Athletics in front of 54,005 fans at the Oakland Coliseum, the highest attendance for a Wild Card Game under the new format...it was the highest attendance for a Rays game (regular season or postseason) since Sep 14, 2008 at NYY (54,279), which was in the final month of games at Old Yankee Stadium.

- ♦ The Rays held a lead from the fifth pitch of the Wild Card Game through the final pitch, after Yandy Diaz hit a leadoff homer...it was the first postseason leadoff homer in franchise history and second in Wild Card Game history, following MIN Brian Dozier in the 2017 AL Wild Card Game at NYY.

## ELIMINATED BY A.L. CHAMPS

The Rays pushed the eventual AL champion Astros to a decisive fifth game in the ALDS, with the home team winning every game...the Rays outscored the Astros, 14-4, in 2 games at Tropicana Field but lost the 3 games at Minute Maid Park by a combined 15-4 score...it was the second time in franchise history the Rays forced a decisive Game 5 after trailing 0-2, losing both series (2010 ALDS)...Game 5 was the fourth time in a stretch of nine days that the Rays played in a potential elimination game...the Rays fell behind, 4-0, in the bottom of the 1st inning after allowing hits to the first four Astros batters and five of the first six.

### WILD CARD vs. OAKLAND

#### RAYS WIN 1-0

DATE	SCORE	WINNER	LOSER	ATT
10/2	W, 5-1	Morton	Manaea	54,005

### ALDS vs. HOUSTON

#### ASTROS WIN 3-2

DATE	SCORE	WINNER	LOSER	ATT
10/4	L, 2-6	Verlander	Glasnow	43,360
10/5	L, 1-3	Cole	Snell	43,378
10/7	W, 10-3	Morton	Greinke	32,251
10/8	W, 4-1	Yarbrough	Verlander	32,178
10/10	L, 1-6	Cole	Glasnow	43,418

BOLD INDICATES HOME GAME



CHARLIE MORTON

WILL FRAGOVIC / TAMPA BAY RAYS

## POSTSEASON ROSTER

### Manager & Coaches

- Kevin Cash (Manager)
- Stan Boroski (Bullpen)
- Jonathan Erlichman (Process & Analytics)
- Paul Hoover (Field Coord.)
- Rodney Linares (3B)
- Chad Mottola (Hitting)
- Matt Quatrano (Bench)
- Kyle Snyder (Pitching)
- Ozzie Timmons (1B)

### Pitchers

- Nick Anderson (R)
- Diego Castillo (R)
- Yonny Chirinos (R)<sup>[2]</sup>
- Oliver Drake (R)
- Tyler Glasnow (R)
- Brendan McKay (L)<sup>[2]</sup>
- Charlie Morton (R)
- Emilio Pagan (R)
- Colin Poche (L)
- Blake Snell (L)
- Ryan Yarbrough (L)

### Catchers

- Travis d'Arnaud
- Mike Zunino

### Infielders

- Willy Adames
- Jesús Aguilar<sup>[1]</sup>
- Mike Brosseau<sup>[1]</sup>
- Ji-Man Choi
- Yandy Diaz
- Matt Duffy
- Brandon Lowe
- Daniel Robertson<sup>[1]</sup>
- Eric Sogard<sup>[2]</sup>
- Joey Wendle

### Outfielders

- Avisaíl García
- Kevin Kiermaier
- Austin Meadows
- Tommy Pham

### Field Staff

- Joseph Benge (Head Athletic Trainer)
- Mark Vinson (First Asst. Athletic Trainer)
- Mike Sandoval (Asst. Athletic Trainer)
- Trung Cao (Strength & Cond. Coord.)
- Chris Fernandez (Video Coord.)
- 99 Misha Dworken (Bullpen Catcher)
- 98 Jean Ramirez (Bullpen Catcher)

[1] WILD CARD GAME ROSTER  
[2] ALDS ROSTER



## POWER SURGE

The Rays hit 4 HR in the Wild Card Game and 4 HR in Game 3 of the ALDS, twice tying their single-game postseason record...the Rays, who hit the fewest homers among the AL's five postseason clubs, totaled 11 HR in six postseason games...all 11 HR came in the club's 4 games when facing elimination, a major league record for homers in elimination games in a single postseason.

## CHARLIE 2.0

In his first season with the Rays, Charlie Morton went 2-0 with a 0.90 ERA (10-IP, 1-ER) in two postseason starts...with his win in the Wild Card Game, he became the first pitcher in major league history to record the win in three "winner take all" playoff games...he defeated his former team in Game 3 of the ALDS, helping the Rays avoid elimination...it was his fourth career win in a potential

elimination game, tied for the most in major league history...he won Game 7 of the ALCS the following year to extend both of these postseason records.

## CUBAN SMOKE

Yandy Díaz was reinstated from the 60-day IL for the last game of the regular season and hit leadoff in the Wild Card Game...he homered in the 1st and 3rd innings, becoming the fifth Ray with a multi-HR game in the postseason and the first to do it in a "winner take all" game.

♦ *Díaz was the 10th player in postseason history with a multi-HR effort in a "winner take all" game but only the second out of the leadoff spot, joining BOS Johnny Damon in Game 7 of the 2004 ALCS...he became the first leadoff hitter in major league history to homer in each of his first 2 AB of a postseason.*

## 2019 RAYS POSTSEASON STATISTICS

BATTERS	AVG	G	AB	R	H	2B	3B	HR	RBI	SH	SF	HBP	BB-I	SO	SB	CS	GDP	OBP	SLG
Adames, W	.294	6	17	3	5	1	0	2	2	0	0	0	3-0	5	0	1	0	.400	.706
Brosseau, M	.000	1	2	0	0	0	0	0	0	0	0	0	1-0	1	0	0	0	.333	.000
Choi, J	.188	6	16	2	3	0	0	1	1	0	0	0	7-0	10	0	0	0	.435	.375
d'Arnaud, T	.105	6	19	1	2	0	0	0	2	0	1	2	1-0	6	0	0	0	.217	.105
Díaz, Y	.231	4	13	2	3	0	0	2	2	0	0	0	0-0	4	0	0	0	.231	.692
Duffy, M	.600	3	5	2	3	0	0	0	0	0	0	0	0-0	0	0	0	0	.600	.600
García, A	.300	5	20	4	6	0	0	1	3	0	0	0	0-0	5	0	0	1	.300	.450
Kiermaier, K	.136	6	22	1	3	1	0	1	3	0	0	0	0-0	7	0	0	0	.136	.318
Lowe, B	.211	5	19	1	4	1	0	1	1	0	0	0	1-0	10	0	0	0	.250	.421
Meadows, A	.130	6	23	2	3	2	0	0	3	0	0	0	3-0	10	0	0	1	.231	.217
Pham, T	.360	6	25	2	9	0	0	2	3	0	0	0	1-0	4	1	0	2	.385	.600
Sogard, E	.500	2	4	2	2	0	0	1	2	0	0	0	0-0	1	0	0	0	.500	1.250
Wendle, J	.200	5	10	1	2	1	0	0	1	0	0	0	0-0	5	0	0	1	.200	.300
<b>Team Total</b>	<b>.231</b>	<b>6</b>	<b>195</b>	<b>23</b>	<b>45</b>	<b>6</b>	<b>0</b>	<b>11</b>	<b>23</b>	<b>0</b>	<b>1</b>	<b>2</b>	<b>17-0</b>	<b>68</b>	<b>1</b>	<b>1</b>	<b>5</b>	<b>.298</b>	<b>.431</b>

PITCHERS	W	L	ERA	G	GS	CG	SHO	SV	IP	H	R	ER	HR	HB	BB-I	SO	WP	BK
Anderson, N	0	0	1.59	4	0	0	0	0	5.2	5	1	1	0	0	0-0	8	1	0
Castillo, D	0	0	0.00	4	1	0	0	0	5.2	5	0	0	0	0	2-0	8	0	0
Drake, O	0	0	6.00	2	0	0	0	0	3.0	3	2	2	0	0	1-0	4	0	0
Glasnow, T	0	2	7.71	2	2	0	0	0	7.0	9	6	6	1	0	3-0	8	0	0
McKay, B	0	0	0.00	3	0	0	0	0	1.1	2	2	0	0	0	0-0	2	0	0
Morton, C	2	0	0.90	2	2	0	0	0	10.0	8	2	1	1	0	5-0	13	0	0
Pagán, E	0	0	6.00	4	0	0	0	0	3.0	5	3	2	2	0	2-0	2	0	0
Poche, C	0	0	2.08	5	0	0	0	0	4.1	2	1	1	1	0	0-0	6	0	0
Roe, C	0	0	6.75	3	0	0	0	0	2.2	3	2	2	0	0	1-0	2	0	0
Snell, B	0	1	1.69	3	1	0	0	1	5.1	4	1	1	1	0	0-0	7	0	0
Yarbrough, R	1	0	0.00	3	0	0	0	0	3.0	2	0	0	0	0	1-0	1	0	0
<b>Team Total</b>	<b>3</b>	<b>3</b>	<b>2.82</b>	<b>6</b>	<b>6</b>	<b>0</b>	<b>0</b>	<b>1</b>	<b>51.0</b>	<b>48</b>	<b>20</b>	<b>16</b>	<b>6</b>	<b>0</b>	<b>15-0</b>	<b>61</b>	<b>1</b>	<b>0</b>



# 2013 RAYS POSTSEASON REVIEW

## POSTSEASON THE HARD WAY

With a 5-2 win in a Game 163 tiebreaker on Sep 30 at TEX, the Rays became the 14th team to enter the post-season via a tiebreaker and only the second in the Wild Card era (since 1995) to win a tiebreaker game on the road, joining the Mets on Oct 4, 1999 at CIN...the Rays advanced to the ALDS by winning 3 games in which they would have been eliminated had they lost—all over a four-day span in three different cities...in Game 162 on Sep 29 at TOR, the Rays avoided a third consecutive loss to remain tied with Texas in the standings...the Rays snapped the Rangers 7-game winning streak in Game 163 on Sep 30 at TEX and snapped Cleveland's 10-game winning streak in the AL Wild Card game on Oct 2 at CLE...the Rays advanced to the postseason for the fourth time in franchise history, all in a six-season span from 2008-13.

### WILD CARD vs. CLEVELAND

**RAYS WIN 1-0**

DATE	SCORE	WINNER	LOSER	ATT
10/2	W, 4-0	Cobb	Salazar	43,579

### ALDS vs. BOSTON

**RED SOX WIN 3-1**

DATE	SCORE	WINNER	LOSER	ATT
10/4	L, 2-12	Lester	Moore	38,177
10/5	L, 4-7	Lackey	Price	38,705
10/7	W, 5-4	Rodney	Uehara	<b>33,675</b>
10/8	L, 1-3	Breslow	McGee	<b>32,807</b>

BOLD INDICATES HOME GAME



! JOSÉ LOBATON !

MIKE EHRMANN / GETTY IMAGES

## SHUTOUT AT CLEVELAND

The Rays blanked Cleveland, 4-0, in the AL Wild Card Game behind Alex Cobb, Joel Peralta, Jake McGee and Fernando Rodney...it was the 44th post-season home game in Cleveland history but only the second time they were shut out...the Rays snapped Cleveland's winning streak covering the last 10 games of the regular season...earlier in the regular season, the Rays snapped a Blue Jays 10-game winning streak...according to the Elias Sports Bureau, the Rays became the first team to snap two 10-game winning streaks (or longer) in one season since the 2006 Rockies (Dodgers-11, Athletics-10).

## DONE IN BY THE WORLD CHAMPS

The Rays lost the ALDS to the Red Sox, 3-1...Rays starting pitchers allowed 18 runs (16 ER) in 17.1 IP in the series and Rays batters hit .179 (5-for-28) with RISP...according to the Elias Sports Bureau, the Rays lone win—in Game 3 at Tropicana Field—was only the second post-season game in which a team took a lead in the bottom of the 8th inning, surrendered it in the 9th and won it in the bottom of the 9th...the first was Game 7 of the 1960 World Series—the Pirates trailed the Yankees, 7-4, entering the bottom of 8th inning, scored 5 runs to take a 9-7 lead, allowed 2 runs in the top of the

## POSTSEASON ROSTER

### Manager & Coaches

- 70 Joe Maddon (Manager)
- 50 Stan Boroski (Bullpen)
- 6 Tom Foley (3B)
- 25 George Hendrick (1B)
- 48 Jim Hickey (Pitching)
- 4 Dave Martinez (Bench)
- 44 Jamie Nelson (Coach)
- 17 Derek Shelton (Hitting)
- 65 Don Zimmer (Sr. Advisor)

### Pitchers

- 22 Chris Archer (R)
- 53 Alex Cobb (R)
- 58 Jeremy Hellickson (R)<sup>[2]</sup>
- 57 Jake McGee (L)
- 55 Matt Moore (L)
- 62 Joel Peralta (R)
- 14 David Price (L)<sup>[2]</sup>
- 56 Fernando Rodney (R)
- 54 Álex Torres (L)
- 35 Jamey Wright (R)
- 49 Wesley Wright (L)

### Catchers

- 16 Chris Gimenez<sup>[1]</sup>
- 59 José Lobaton
- 28 José Molina

### Infielders

- 11 Yunel Escobar
- 2 Kelly Johnson
- 21 James Loney
- 3 Evan Longoria
- 1 Sean Rodriguez
- 18 Ben Zobrist

### Outfielders

- 7 David DeJesus
- 5 Sam Fuld
- 8 Desmond Jennings
- 20 Matt Joyce
- 41 Kevin Kiermaier<sup>[1]</sup>
- 9 Wil Myers

### Designated Hitter

- 15 Delmon Young

### Field Staff

- Ron Porterfield  
(Head Athletic Trainer)
- Paul Harker  
(Asst. Athletic Trainer)
- Mark Vinson  
(Asst. Athletic Trainer)
- Kevin Barr  
(Strength & Cond. Coord.)
- Chris Fernandez  
(Video Coord.)
- 77 Scott Cursi  
(Bullpen Catcher)

[1] WILD CARD GAME ROSTER  
[2] ALDS ROSTER





9th and won, 10-9, on Bill Mazerowski's home run leading off the bottom half.

## ICE CREAM MAN

In the Rays 5-4 win in Game 3 of the ALDS, catcher José Lobaton became the 13th player to hit a walk-off home run in a postseason elimination game...he was the first AL player to do it since BOS David Ortiz in Game 4 of the 2004 ALCS vs. NYY... Lobaton, known for eating ice cream after hitting a home run, also became just the third player to hit a walk-off home run to avoid being swept in a postseason series...he joined Ortiz in 2004 and BOS Trot Nixon in Game 3 of 2003 ALDS vs. OAK.

♦ Lobaton's homer was hit into the Rays Touch Tank, the third home run to land there and first by a Rays player...the previous times were by DET

Miguel Cabrera on June 30, 2013 and LAD Luis Gonzalez on June 24, 2007.

## HAPPY BIRTHDAY

In Game 3 of the ALDS, Evan Longoria homered on his 28th birthday, becoming the second player in major league history to hit a postseason homer on his birthday...he joined KC Willie Mays Aikens, who hit 2 HR in Game 1 of the 1980 World Series.

## NINE FOR NINE

In the Rays 3-1 loss in Game 4 of the ALDS, Rays Manager Joe Maddon used nine pitchers, which set a major league postseason record at the time for a 9-inning game...this has since been broken by the Padres, who used 11 pitchers in their 12-3 loss in Game 3 of the 2020 NLDS vs. LAD.

## 2013 RAYS POSTSEASON STATISTICS

BATTERS	AVG	G	AB	R	H	2B	3B	HR	RBI	SH	SF	HBP	BB-I	SO	SB	CS	GDP	OBP	SLG
DeJesus, D	.231	5	13	2	3	1	0	0	1	0	0	2	1-0	6	0	0	1	.375	.308
Escobar, Y	.421	5	19	3	8	2	0	0	2	0	0	0	0-0	1	0	0	1	.421	.526
Fuld, S	.000	2	1	1	0	0	0	0	0	0	0	0	0-0	1	0	0	0	.000	.000
Jennings, D	.313	5	16	1	5	1	0	0	2	0	0	0	2-0	3	1	0	0	.389	.375
Johnson, K	.333	2	3	0	1	0	1	0	0	0	0	0	0-0	2	0	0	0	.333	1.000
Joyce, M	.000	4	8	0	0	0	0	0	0	0	0	0	0-0	4	0	0	0	.000	.000
Kiermaier, K	.000	1	0	0	0	0	0	0	0	0	0	0	0-0	0	0	0	0	.000	.000
Lobaton, J	.286	4	7	1	2	0	0	1	1	0	0	0	0-0	2	0	0	0	.286	.714
Loney, J	.375	5	16	1	6	2	0	0	2	0	0	1	2-0	3	0	0	2	.474	.500
Longoria, E	.176	5	17	2	3	0	0	1	3	0	0	0	3-0	6	0	0	1	.300	.353
McGee, J	.000	1	0	0	0	0	0	0	0	0	0	0	0-0	0	0	0	0	.000	.000
Molina, J	.000	4	8	0	0	0	0	0	0	0	0	0	1-0	4	0	1	0	.111	.000
Myers, W	.100	5	20	0	2	0	0	0	0	0	0	0	1-0	7	0	0	0	.143	.100
Rodney, F	.000	1	0	0	0	0	0	0	0	0	0	0	0-0	0	0	0	0	.000	.000
Rodriguez, S	.167	4	6	1	1	0	0	1	1	0	0	0	0-0	0	0	0	0	.167	.667
Young, D	.273	5	11	1	3	0	0	1	3	0	1	0	1-1	1	0	0	0	.308	.545
Zobrist, B	.167	5	18	3	3	0	0	1	1	0	0	0	2-0	4	0	0	1	.250	.333
<b>Team Total</b>	<b>.227</b>	<b>5</b>	<b>163</b>	<b>16</b>	<b>37</b>	<b>6</b>	<b>1</b>	<b>5</b>	<b>16</b>	<b>0</b>	<b>1</b>	<b>3</b>	<b>13-1</b>	<b>33</b>	<b>1</b>	<b>1</b>	<b>6</b>	<b>.294</b>	<b>.368</b>

PITCHERS	W	L	ERA	G	GS	CG	SHO	SV	IP	H	R	ER	HR	HB	BB-I	SO	WP	BK
Archer, C	0	0	0.00	2	0	0	0	0	1.2	1	0	0	0	0	0-0	2	0	0
Cobb, A	1	0	1.54	2	2	0	0	0	11.2	13	3	2	0	1	3-0	10	1	0
Hellickson, J	0	0	0.00	1	1	0	0	0	1.0	1	0	0	0	0	2-0	0	0	0
McGee, J	0	1	6.00	4	0	0	0	0	3.0	3	2	2	0	0	3-1	3	0	0
Moore, M	0	1	9.95	2	1	0	0	0	6.1	9	8	7	0	1	3-1	7	1	0
Peralta, J	0	0	0.00	3	0	0	0	0	3.1	3	0	0	0	0	1-0	4	1	0
Price, D	0	1	9.00	1	1	0	0	0	7.0	9	7	7	2	0	2-0	5	0	0
Rodney, F	1	0	7.71	3	0	0	0	0	2.1	1	2	2	0	1	3-0	4	1	0
Torres, A	0	0	0.00	3	0	0	0	0	4.0	2	0	0	0	1	0-0	5	0	0
Wright, J	0	0	18.00	2	0	0	0	0	2.0	4	4	4	0	0	3-0	1	0	0
Wright, W	0	0	0.00	2	0	0	0	0	0.2	1	0	0	0	0	1-1	1	0	0
<b>Team Total</b>	<b>2</b>	<b>3</b>	<b>5.02</b>	<b>5</b>	<b>5</b>	<b>0</b>	<b>1</b>	<b>0</b>	<b>43.0</b>	<b>47</b>	<b>26</b>	<b>24</b>	<b>2</b>	<b>4</b>	<b>21-3</b>	<b>42</b>	<b>4</b>	<b>0</b>



# 2011 RAYS POSTSEASON REVIEW

## THIRD TIME IN FOUR YEARS

The Rays advanced to the postseason for the third time in a span of four seasons (2008-11), first time as the AL Wild Card...during that span only two other teams made as many postseason appearances: Phillies (4) and Yankees (3)...the Rays became the third major league team and first AL team to advance to the postseason after starting the season 0-6, and just the second major league team to advance to the postseason after starting 1-8...the 1995 Reds won the NL Central after starting 0-6 and 1-8, and the 1974 Pirates won the NL East after starting 0-6.

### ALDS vs. TEXAS

#### RANGERS WIN 3-1

DATE	SCORE	WINNER	LOSER	ATT
9/30	W, 9-0	Moore	Wilson	50,498
10/1	L, 6-8	Holland	Shields	51,351
10/3	L, 3-4	Lewis	Price	<b>32,828</b>
10/4	L, 3-4	Harrison	Hellickson	<b>28,299</b>

BOLD INDICATES HOME GAME



! MATT MOORE !

SKIP MILOS / TAMPA BAY RAYS

## POSTSEASON ROSTER

### Manager & Coaches

- 70 Joe Maddon (Manager)
- 46 Stan Boroski (Asst. Pitching)
- 6 Tom Foley (3B)
- 25 George Hendrick (1B)
- 48 Jim Hickey (Pitching)
- 4 Dave Martinez (Bench)
- 7 Bobby Ramos (Bullpen)
- 17 Derek Shelton (Hitting)
- 63 Don Zimmer (Sr. Advisor)

### Pitchers

- 37 Juan Cruz (R)
- 40 Wade Davis (R)
- 43 Kyle Farnsworth (R)
- 47 Brandon Gomes (R)
- 58 Jeremy Hellickson (R)
- 74 J.P. Howell (L)
- 57 Jake McGee (L)
- 55 Matt Moore (L)
- 62 Joel Peralta (R)
- 14 David Price (L)
- 33 James Shields (R)

### Catchers

- 28 John Jaso
- 31 José Lobaton
- 10 Kelly Shoppach

### Infielders

- 15 Reid Brignac
- 9 Elliot Johnson
- 11 Casey Kotchman
- 3 Evan Longoria
- 1 Sean Rodriguez
- 18 Ben Zobrist

### Outfielders

- 22 Johnny Damon
- 5 Sam Fuld
- 8 Desmond Jennings
- 20 Matt Joyce
- 2 B.J. Upton

### Field Staff

- Ron Porterfield (Head Athletic Trainer)
- Paul Harker (Asst. Athletic Trainer)
- Mark Vinson (Asst. Athletic Trainer)
- Kevin Barr (Strength & Cond. Coord.)
- Chris Fernandez (Video Coord.)
- 77 Scott Cursi (Bullpen Catcher)

## HISTORIC COMEBACK

The Rays became the first team in major league history to be at least 9 GB of a playoff berth in September and make the postseason...the Rays were 9 GB of playoff contention on Sep 3...the 2011 World Series champion Cardinals were 8.5 GB on Sep 5...the Rays were 16-8 and the Red Sox were 6-18 over the last 24 games of the regular season, starting Sep 4.

## RAYS vs. RANGERS, PART II

For the second year in a row, the Rays lost to the Rangers in the ALDS...the Rays actually outscored the Rangers, 21-16, but lost the series, 3-1...in these two series, the visiting teams went 8-1...the Rays went 3-1 with 26 runs and 21 XBH at Texas, but 0-5 with 8 runs and 8 XBH at home.

## MATT MOORE

At 22 years, 104 days, Matt Moore became the youngest starting pitcher in major league history to win his team's first game of the postseason...that mark was previously held by CIN Gary Nolan (22.129) in the 1970 NLCS... Moore did not allow a run in 7 IP in the Rays 9-0 win in Game 1...he allowed 2 hits, 2 BB and recorded 6 SO while throwing 98 pitches.

- ◆ Moore became the fifth rookie starter to win his team's first game of the postseason and the first to do it since NYY Jim Beattie in Game 1 of the 1978 ALCS at KC...he also became the first rookie in major league history to go at least 7 IP and allow no runs and 2 hits (or fewer) in a postseason game...he remains the 2nd-youngest pitcher to ever do that, behind NYY Waite Hoyt (22.027) in Game 2 of the 1921 World Series vs. the New York Giants.



- ♦ His .091 opp avg. (3-for-33) remains the 2nd-lowest by a rookie in the postseason (min. 10 IP), topped only by PIT Bruce Kison in 1971 (.088)...remains one of 15 rookies all-time to post a sub-1.00 ERA in the postseason (min. 10 IP)...he was the first to do that since NYY Orlando Hernández in 1998.

## JAMES SHIELDS

Started and lost Game 2 of the ALDS at TEX, 8-6... he took a 3-0 lead into the 4th inning but allowed 5 runs that frame, which included 2 HBP and 2 WP...he remains the only pitcher in major league history with 2 HBP and 2 WP in a postseason game...it was the first time in his career (in 190 regular and postseason starts) with 2 HBP in an inning and only the second time he threw 2 WP in an inning, following July 6, 2007 at KC.

## REMARKABLE ROOKIES

Matt Moore and Jeremy Hellickson started Game 1 and Game 4 of the ALDS...the Rays were the 10th team and first since the 2007 Rockies to use two rookie starters in the postseason...the Rays had seven rookies on their 25-man postseason roster.

## 2011 RAYS POSTSEASON STATISTICS

BATTERS	AVG	G	AB	R	H	2B	3B	HR	RBI	SH	SF	HBP	BB-I	SO	SB	CS	GDP	OBP	SLG
Brignac, R	.000	3	1	0	0	0	0	0	0	0	0	0	1-0	0	0	0	0	.500	.000
Damon, J	.235	4	17	3	4	0	0	1	3	0	0	0	0-0	4	0	0	0	.235	.412
Fuld, S	.000	3	3	0	0	0	0	0	0	0	0	0	0-0	1	0	0	0	.000	.000
Jaso, J	.000	2	4	0	0	0	0	0	0	0	0	0	0-0	1	0	0	0	.000	.000
Jennings, D	.333	4	15	3	5	1	0	2	2	0	0	0	3-0	1	0	0	0	.444	.800
Johnson, E	.000	1	0	0	0	0	0	0	0	0	0	0	0-0	0	0	0	0	.000	.000
Joyce, M	.200	4	15	1	3	1	0	1	4	0	0	0	1-0	5	0	0	0	.250	.467
Kotchman, C	.250	4	16	1	4	1	0	0	2	0	0	0	0-0	1	0	0	0	.250	.313
Longoria, E	.188	4	16	2	3	0	0	1	3	0	0	0	2-0	8	0	0	0	.278	.375
Rodríguez, S	.167	4	12	3	2	1	0	0	1	0	0	0	2-0	0	0	0	0	.286	.250
Shoppach, K	.400	4	10	3	4	0	0	2	6	0	0	0	1-0	4	0	0	1	.455	1.000
Upton, B	.286	4	14	3	4	3	0	0	0	0	0	0	4-0	6	1	2	0	.444	.500
Zobrist, B	.235	4	17	2	4	0	0	0	0	0	0	1	0-0	4	0	0	0	.278	.235
<b>Team Total</b>	<b>.236</b>	<b>4</b>	<b>140</b>	<b>21</b>	<b>33</b>	<b>7</b>	<b>0</b>	<b>7</b>	<b>21</b>	<b>0</b>	<b>0</b>	<b>1</b>	<b>14-0</b>	<b>35</b>	<b>1</b>	<b>2</b>	<b>1</b>	<b>.310</b>	<b>.436</b>

PITCHERS	W	L	ERA	G	GS	CG	SHO	SV	IP	H	R	ER	HR	HB	BB-I	SO	WP	BK
Cruz, J	0	0	0.00	2	0	0	0	0	2.0	1	0	0	0	0	2-1	2	0	0
Davis, W	0	0	0.00	2	0	0	0	0	2.1	1	0	0	0	0	1-0	1	0	0
Gomes, B	0	0	7.71	3	0	0	0	0	2.1	1	2	2	1	0	2-0	3	0	0
Hellickson, J	0	1	6.75	1	1	0	0	0	4.0	4	3	3	3	0	1-0	1	0	0
Howell, J	0	0	---	1	0	0	0	0	0.0	1	0	0	0	0	0-0	0	0	0
McGee, J	0	0	0.00	1	0	0	0	0	0.1	0	0	0	0	1	0-0	0	0	0
Moore, M	1	0	0.90	2	1	0	0	0	10.0	3	1	1	1	1	3-0	8	1	0
Peralta, J	0	0	0.00	3	0	0	0	0	2.1	1	0	0	0	0	2-0	0	0	0
Price, D	0	1	4.05	1	1	0	0	0	6.2	7	3	3	1	0	1-0	3	1	0
Shields, J	0	1	12.60	1	1	0	0	0	5.0	8	7	7	0	2	0-0	6	2	0
<b>Team Total</b>	<b>1</b>	<b>3</b>	<b>4.11</b>	<b>4</b>	<b>4</b>	<b>0</b>	<b>1</b>	<b>0</b>	<b>35.0</b>	<b>27</b>	<b>16</b>	<b>16</b>	<b>6</b>	<b>4</b>	<b>12-1</b>	<b>24</b>	<b>4</b>	<b>0</b>



# 2010 RAYS POSTSEASON REVIEW

## 2010 POSTSEASON

The Rays won the AL East for the second time in three seasons...after the current divisional format was adopted in 1994, the Rays became the first team other than the Yankees to win two AL East titles in a full 162-game season...with 96 wins, the Rays led the AL in wins for the first time and finished 2nd in the majors to the Phillies (97)...in addition, the Rays became:

- The first team in major league history to endure 10 straight losing seasons, then make the postseason in two of the next three seasons.
- The first team to average 90-plus wins over three consecutive seasons after 10 straight losing seasons.
- The fourth team to average 90-plus wins over three seasons after averaging 90-plus losses the three previous seasons, joining the 1996–2001 Athletics, 1975–80 Brewers and 1988–93 Braves.

## RANGERS DEFEAT RAYS IN ALDS

For the first time in major league history, the road team won every game of a postseason series...the Rays became the first team in major league history to lose three home games in any 5-game postseason series...it was the first ALDS to reach 5 games in five years—since the Angels won at home over the Yankees in 2005.

- The Rays became the third team to force a Game 5 in a best-of-five series after losing the first 2 games of the series at home...the 1981 Brewers (vs. New York) and 2001 Yankees (vs. Oakland) did it before them...a Division Series was necessary in 1981 due to the split season.
- The Rays became the 11th team to force a Game 5 in a 5-game series after losing the first 2 games (home or road)...the Rays were the first team since the 1981 Brewers to force a Game 5 after an 0-2 start and lose Game 5.

## DAVID PRICE AND CLIFF LEE

Price had 14 SO and 0 BB in the series, and Lee had 21 SO and 0 BB...no pitchers in baseball history have totaled more strikeouts without allowing a walk in a postseason series than Lee and Price...ATL Kevin Millwood (2002 NLDS) and CLE Andrew Miller (2016 ALCS) have since tied Price's mark.

### ALDS vs. TEXAS

#### RANGERS WIN 3-2

DATE	SCORE	WINNER	LOSER	ATT
10/6	L, 1-5	Lee	Price	35,474
10/7	L, 0-6	Wilson	Shields	35,535
10/9	W, 6-3	Benoit	Oliver	51,746
10/10	W, 5-2	Davis	Hunter	49,218
10/12	L, 1-5	Lee	Price	41,845

BOLD INDICATES HOME GAME



DAVID PRICE

SKIP MILOS/TAMPA BAY RAYS

## POSTSEASON ROSTER

### Manager & Coaches

- 70 Joe Maddon (Manager)
- 46 Stan Boroski (Asst. Pitching)
- 6 Tom Foley (3B)
- 25 George Hendrick (1B)
- 48 Jim Hickey (Pitching)
- 4 Dave Martinez (Bench)
- 7 Bobby Ramos (Bullpen)
- 17 Derek Shelton (Hitting)
- 62 Don Zimmer (Sr. Advisor)

### Pitchers

- 50 Grant Balfour (R)
- 53 Joaquin Benoit (R)
- 36 Randy Choate (L)
- 40 Wade Davis (R)
- 22 Matt Garza (R)
- 34 Jeff Niemann (R)
- 14 David Price (L)
- 55 Chad Qualls (R)
- 33 James Shields (R)
- 29 Rafael Soriano (R)
- 35 Dan Wheeler (R)

### Catchers

- 28 John Jaso
- 10 Kelly Shoppach

### Infielders

- 16 Willy Aybar<sup>[1]</sup>
- 8 Jason Bartlett
- 15 Reid Brignac
- 24 Dan Johnson
- 3 Evan Longoria
- 23 Carlos Peña
- 1 Sean Rodriguez

### Outfielders

- 5 Rocco Baldelli
- 13 Carl Crawford
- 27 Desmond Jennings
- 20 Matt Joyce
- 2 B.J. Upton
- 18 Ben Zobrist

### Field Staff

- Ron Porterfield  
(Head Athletic Trainer)
- Paul Harker  
(Asst. Athletic Trainer)
- Nick Papareta  
(Asst. Athletic Trainer)
- Kevin Barr  
(Strength & Cond. Coord.)
- Chris Fernandez  
(Video Coord.)
- 77 Scott Cursi  
(Bullpen Catcher)

[1] REPLACED INJURED ROCCO BALDELLI ON ALDS ROSTER PRIOR TO GAME 2



- ◆ Price lost to Lee twice at home in the series, posting a 4.97 ERA (12.2-IP, 7-ER)...he went 9-2 with a 1.96 ERA (114.2-IP, 25-ER) at home during the regular season...prior to the series, he was 4-0 with a 1.79 ERA (45.1-IP, 9-ER) in 7 starts vs. former Cy Young Award winners, and the Rays won all 7 games.
- ◆ At the time, Lee set an ALDS record with 21 SO and tied SD Kevin Brown in 1998 for the overall LDS record...this record is now held by HOU Gerrit Cole (25) in 2019...Rangers pitching set a Division Series record at the time with 55 SO, topping the 1998 Padres (49 SO vs. HOU)...Cleveland in 2001 (48 vs. SEA) held the previous ALDS record...the Rangers staff posted a 2.40 ERA (45-IP, 12-ER), including a 1.15 ERA (31.1-IP, 4-ER) by Rangers starters.

## ODDS AND ENDS

- ◆ The battery of Wade Davis and John Jaso in Game 4 marked the first time in 63 years a team started a rookie pitcher and a rookie catcher in a postseason win...in Game 7 of the 1947 World Series, the Yankees defeated the Brooklyn Dodgers, 5-2, with a battery of Spec Shea and Yogi Berra.
- ◆ Carlos Peña became the first player in history with a single, double, triple and home run in four consecutive postseason at-bats (last 2 AB of Game 3 and first 2 AB of Game 4).

## 2010 RAYS POSTSEASON STATISTICS

BATTERS	AVG	G	AB	R	H	2B	3B	HR	RBI	SH	SF	HBP	BB-I	SO	SB	CS	GDP	OBP	SLG
Aybar, W	.167	3	6	0	1	1	0	0	0	0	0	0	0-0	2	0	0	0	.167	.333
Baldelli, R	.000	1	3	0	0	0	0	0	0	0	0	0	0-0	2	0	0	0	.000	.000
Bartlett, J	.400	5	15	0	6	1	0	0	0	0	0	1	1-0	1	0	0	0	.471	.467
Brignac, R	.000	2	3	0	0	0	0	0	0	0	0	0	0-0	3	0	0	0	.000	.000
Crawford, C	.143	5	21	1	3	0	0	1	1	0	0	0	0-0	4	1	0	1	.143	.286
Jaso, J	.300	3	10	0	3	0	0	0	1	0	0	0	1-0	2	0	0	0	.364	.300
Jennings, D	.000	2	2	1	0	0	0	0	0	0	0	0	0-0	1	0	0	0	.000	.000
Johnson, D	.222	5	9	1	2	1	0	0	0	0	0	0	3-0	4	0	0	1	.417	.333
Joyce, M	.222	4	9	0	2	0	0	0	0	0	0	0	0-0	4	1	0	0	.222	.222
Longoria, E	.200	5	20	2	4	2	0	1	2	0	0	0	1-0	4	0	0	0	.238	.450
Pena, C	.286	4	14	4	4	1	1	1	4	0	0	0	3-0	7	0	0	0	.412	.714
Rodríguez, S	.200	4	10	2	2	0	0	0	0	0	0	0	0-0	5	0	0	0	.200	.200
Shoppach, K	.000	3	9	0	0	0	0	0	0	0	0	0	1-0	3	0	0	0	.100	.000
Upton, B	.190	5	21	0	4	2	0	0	2	0	0	0	0-0	7	2	0	0	.190	.286
Zobrist, B	.300	5	20	2	6	2	0	1	2	0	0	0	2-0	6	0	0	0	.364	.550
<b>Team Total</b>	<b>.215</b>	<b>5</b>	<b>172</b>	<b>13</b>	<b>37</b>	<b>10</b>	<b>1</b>	<b>4</b>	<b>12</b>	<b>0</b>	<b>0</b>	<b>1</b>	<b>12-0</b>	<b>55</b>	<b>4</b>	<b>0</b>	<b>2</b>	<b>.270</b>	<b>.355</b>

PITCHERS	W	L	ERA	G	GS	CG	SHO	SV	IP	H	R	ER	HR	HB	BB-I	SO	WP	BK
Balfour, G	0	0	0.00	3	0	0	0	0	3.2	2	0	0	0	0	0-0	1	0	0
Benoit, J	1	0	0.00	3	0	0	0	0	3.2	0	0	0	0	0	0-0	3	0	0
Choate, R	0	0	0.00	3	0	0	0	0	1.0	0	0	0	0	0	0-0	0	0	0
Davis, W	1	0	3.60	1	1	0	0	0	5.0	7	2	2	1	0	3-0	7	0	0
Garza, M	0	0	1.50	1	1	0	0	0	6.0	5	2	1	1	0	2-0	4	0	0
Niemann, J	0	0	0.00	1	0	0	0	0	3.0	1	0	0	0	0	1-0	4	0	0
Price, D	0	2	4.97	2	2	0	0	0	12.2	17	8	7	2	0	0-0	14	0	0
Qualls, C	0	0	10.80	2	0	0	0	0	1.2	4	2	2	1	0	0-0	0	0	0
Shields, J	0	1	8.31	1	1	0	0	0	4.1	4	4	4	1	2	0-0	2	0	0
Soriano, R	0	0	9.00	3	0	0	0	1	3.0	4	3	3	2	0	0-0	1	0	0
Wheeler, D	0	0	0.00	1	0	0	0	0	1.0	0	0	0	0	0	0-0	2	0	0
<b>Team Total</b>	<b>2</b>	<b>3</b>	<b>3.80</b>	<b>5</b>	<b>5</b>	<b>0</b>	<b>0</b>	<b>1</b>	<b>45.0</b>	<b>44</b>	<b>21</b>	<b>19</b>	<b>8</b>	<b>2</b>	<b>6-0</b>	<b>38</b>	<b>0</b>	<b>0</b>



# 2008 RAYS POSTSEASON REVIEW

## 2008 POSTSEASON

Only one team in major league history lost more games than the Rays (96) the year before going to the World Series: the 1991 Braves, who were 65-97...the Rays were the second team in major league history and the fifth team in the four major sports to advance to its league's championship series the year after having the worst record in the league...the others to do that: 1991 Braves, 1958-59 Minneapolis Lakers, 1958-59 Toronto Maple Leafs and 1949-50 New York Rangers.

## RAYS SET A.L. POSTSEASON HOMER MARK

The Rays hit 26 HR in the postseason, an AL record at the time...the previous record was 24, by the Angels in 2002...that mark remained one shy of the major league record until the 2020 postseason, when the Rays hit 34 HR and the Dodgers hit 30 HR...the Rays had 10 different player hit a postseason homer.

- *The Rays hit 16 HR in the ALCS, most in LCS history, ahead of the Astros (14) in 2004...this has since been tied by the 2020 Dodgers... they belted 13 HR from Games 2-5, most home runs over a 4-game stretch in postseason history...the Yankees tied this mark in the 2020 postseason.*
- *B.J. Upton's 7 HR in the postseason fell 1 HR shy of the major league record for a single postseason at the time (8, SF Barry Bonds in 2002, HOU Carlos Beltran in 2004)...four of his 7 HR came in the ALCS, tying the LCS record at the time...he became the first player to hit 5 HR (or more) in the postseason after hitting 10 HR (or fewer) during the regular season.*
- *Evan Longoria's 6 HR were a major league rookie record for a single postseason, until TB Randy Arozarena (10) broke it in 2020...the previous record was*

### ALDS vs. CHICAGO

#### RAYS WIN 3-1

DATE	SCORE	WINNER	LOSER	ATT
10/2	W, 6-4	Shields	Vazquez	35,041
10/3	W, 6-2	Kazmir	Buehrle	35,257
10/5	L, 3-5	Danks	Garza	40,142
10/6	W, 6-2	Sonnanstine	Floyd	40,454

### ALCS vs. BOSTON

#### RAYS WIN 4-3

DATE	SCORE	WINNER	LOSER	ATT
10/10	L, 0-2	Matsuzaka	Shields	35,001
10/11	W, 9-8 (11)	Price	Timlin	34,904
10/13	W, 9-1	Garza	Lester	38,031
10/14	W, 13-4	Sonnanstine	Wakefield	38,133
10/16	L, 7-8	Masterson	Howell	38,437
10/18	L, 2-4	Beckett	Shields	40,947
10/19	W, 3-1	Garza	Lester	40,473

### WORLD SERIES vs. PHILADELPHIA

#### PHILLIES WIN 4-1

DATE	SCORE	WINNER	LOSER	ATT
10/22	L, 2-3	Hamels	Kazmir	40,783
10/23	W, 4-2	Shields	Myers	40,843
10/25	L, 4-5	Romero	Howell	45,900
10/26	L, 2-10	Blanton	Sonnanstine	45,903
10/27	L, 3-4	Romero	Howell	45,940

BOLD INDICATES HOME GAME



! MATT GARZA |

SKIP MILLOS / TAMPA BAY RAYS

## POSTSEASON ROSTER

### Manager & Coaches

- 70 Joe Maddon (Manager)
- 17 Brian Anderson (Asst. Pitching)
- 72 Tim Bogar (Quality Assurance)
- 6 Tom Foley (3B)
- 55 Steve Henderson (Hitting)
- 25 George Hendrick (1B)
- 48 Jim Hickey (Pitching)
- 4 Dave Martinez (Bench)
- 7 Bobby Ramos (Bullpen)
- 61 Don Zimmer (Sr. Advisor)

### Pitchers

- 50 Grant Balfour (R)
- 53 Chad Bradford (R)
- 22 Matt Garza (R)
- 39 J.P. Howell (L)
- 36 Edwin Jackson (R)<sup>[2]</sup>
- 19 Scott Kazmir (L)
- 57 Trevor Miller (L)
- 14 David Price (L)
- 33 James Shields (R)
- 21 Andy Sonnanstine (R)
- 35 Dan Wheeler (R)

### Catchers

- 41 Michel Hernández
- 20 Dioner Navarro

### Infielders

- 16 Willy Aybar
- 8 Jason Bartlett
- 1 Akinori Iwamura
- 3 Evan Longoria
- 23 Carlos Peña
- 18 Ben Zobrist

### Outfielders

- 5 Rocco Baldelli
- 13 Carl Crawford
- 26 Gabe Gross
- 32 Eric Hinske<sup>[1]</sup>
- 38 Fernando Perez
- 2 B.J. Upton

### Designated Hitter

- 15 Cliff Floyd

### Field Staff

- Ron Porterfield (Head Athletic Trainer)
- Paul Harker (Asst. Athletic Trainer)
- Mark Vinson (Asst. Athletic Trainer)
- Kevin Barr (Strength & Cond. Coord.)
- Chris Fernandez (Video Coord.)
- 77 Scott Cursi (Bullpen Catcher)

[1]ALCS, WS ROSTER ONLY;  
REPLACED INJURED CLIFF FLOYD ON  
WS ROSTER PRIOR TO GAME 4  
[2]ALCS, WS ROSTER ONLY



4 HR, by FLA Miguel Cabrera in 2003...four of his 6 HR came in the ALCS, tying the LCS record at the time...all 4 HR in the ALCS came in consecutive games (Games 2-5), which remains tied for a LCS record...he turned 23 on Oct 7, the youngest player in major league history to hit 6 HR (or more) in a single postseason.

and Game 7 for the Rays...it was the 11th time that a pitcher won ALCS MVP honors (10th different pitcher)...at 24, Garza became the youngest pitcher to ever win ALCS MVP honors, passing Mike Boddicker (26) of the 1983 Orioles.

## RAYS SET POSTSEASON STEAL MARK

The Rays recorded 24 SB in the postseason, which remains a major league record ahead of the 1992 Braves (20) and 1975 Reds (20)...the Rays were caught just three times in 16 games.

## DAVID PRICE

The 23-year-old top overall selection of the 2007 Amateur Draft became the quickest No. 1 overall pick to play in the World Series...he earned his first win at the major league level in Game 2 of the ALCS vs. BOS and recorded the final 4 outs in Game 7 for his first career save...at the time, he was the third rookie pitcher to record a win and a save in the same postseason series.

## ALCS MVP MATT GARZA

Matt Garza went 2-0 with a 1.38 ERA (13-IP, 8-H, 2-ER, 6-BB, 14-SO) in the ALCS...he won Game 3


## 2008 RAYS POSTSEASON STATISTICS

BATTERS	AVG	G	AB	R	H	2B	3B	HR	RBI	SH	SF	HBP	BB-I	SO	SB	CS	GDP	OBP	SLG
Aybar, W	.353	14	34	5	12	2	0	2	7	1	1	0	1-0	6	0	0	0	.361	.588
Baldelli, R	.200	8	20	4	4	0	0	2	6	0	0	0	3-0	5	0	0	0	.304	.500
Bartlett, J	.235	16	51	8	12	1	1	1	3	1	0	2	4-0	10	2	0	2	.316	.353
Crawford, C	.290	16	62	9	18	3	1	2	8	0	0	1	3-0	10	7	0	0	.333	.468
Floyd, C	.222	7	18	3	4	1	0	1	2	0	0	0	0-0	7	0	0	0	.222	.444
Garza, M	.000	1	2	0	0	0	0	0	0	0	0	0	0-0	0	0	0	0	.000	.000
Gross, G	.053	10	19	0	1	0	0	0	2	0	1	0	3-0	7	2	0	1	.174	.053
Hinske, E	.500	2	2	1	1	0	0	1	1	0	0	0	0-0	1	0	0	0	.500	2.000
Iwamura, A	.273	16	66	8	18	4	1	1	5	0	0	0	7-1	12	2	0	0	.342	.409
Kazmir, S	.000	1	2	0	0	0	0	0	0	0	0	0	0-0	2	0	0	0	.000	.000
Longoria, E	.194	16	62	10	12	3	0	6	13	0	0	0	5-0	20	1	0	3	.254	.532
Navarro, D	.293	16	58	4	17	4	0	0	5	0	0	0	4-0	11	0	1	2	.339	.362
Pena, C	.264	15	53	9	14	2	0	3	10	0	0	0	10-2	17	3	2	1	.381	.472
Perez, F	.111	5	9	2	1	0	0	0	0	0	0	0	0-0	2	1	0	0	.111	.111
Sonnanstine, A	1.000	1	1	0	1	0	0	0	0	0	0	0	0-0	0	0	0	0	1.000	1.000
Upton, B	.288	16	66	16	19	1	1	7	16	0	1	0	5-1	16	6	0	4	.333	.652
Zobrist, B	.091	7	11	0	1	0	0	0	0	0	0	0	2-0	0	0	0	0	.231	.091
<b>Team Total</b>	<b>.252</b>	<b>16</b>	<b>536</b>	<b>79</b>	<b>135</b>	<b>21</b>	<b>4</b>	<b>26</b>	<b>78</b>	<b>3</b>	<b>3</b>	<b>3</b>	<b>47-4</b>	<b>126</b>	<b>24</b>	<b>3</b>	<b>13</b>	<b>.314</b>	<b>.451</b>

PITCHERS	W	L	ERA	G	GS	CG	SHO	SV	IP	H	R	ER	HR	HB	BB-I	SO	WP	BK
Balfour, G	0	0	6.23	10	0	0	0	0	8.2	11	6	6	2	1	8-3	7	1	0
Bradford, C	0	0	1.13	7	0	0	0	0	8.0	6	1	1	0	0	3-1	3	0	0
Garza, M	2	1	3.96	4	4	0	0	0	25.0	21	11	11	4	1	12-0	25	2	0
Howell, J	0	3	3.00	12	0	0	0	0	12.0	9	4	4	0	2	4-1	17	1	0
Jackson, E	0	0	2.08	3	0	0	0	0	4.1	2	1	1	1	0	3-1	5	0	0
Kazmir, S	1	1	4.21	5	5	0	0	0	25.2	26	12	12	4	3	18-0	22	1	0
Miller, T	0	0	10.80	6	0	0	0	0	1.2	2	2	2	1	0	3-0	2	0	0
Price, D	1	0	1.59	5	0	0	0	1	5.2	2	2	1	1	0	4-0	8	0	0
Shields, J	2	2	2.88	4	4	0	0	0	25.0	28	9	8	3	1	8-0	17	1	0
Sonnanstine, A	2	1	4.24	3	3	0	0	0	17.0	15	11	8	4	0	5-0	8	0	0
Wheeler, D	0	0	6.23	7	0	0	0	1	8.2	9	6	6	3	0	4-0	9	1	0
<b>Team Total</b>	<b>8</b>	<b>8</b>	<b>3.81</b>	<b>16</b>	<b>16</b>	<b>0</b>	<b>0</b>	<b>2</b>	<b>141.2</b>	<b>131</b>	<b>65</b>	<b>60</b>	<b>23</b>	<b>8</b>	<b>72-6</b>	<b>123</b>	<b>7</b>	<b>0</b>



# RAYS OPPONENTS



DOUGLAS P. DEFELICE / GETTY IMAGES



# AMERICAN LEAGUE OPPONENTS



**BALTIMORE  
ORIOLES**  
A.L. EAST

## SERIES FACTS

Last TB 3-Game Sweep, at TB	6/11/21-6/13/21
Last TB 4-Game Sweep, at TB	8/16/21-8/19/21
Last TB 3-Game Sweep, at BAL	8/27/21-8/29/21
Last TB 4-Game Sweep, at BAL	9/22/08-9/24/08
Last BAL 3-Game Sweep, at TB	5/6/14-5/8/14
Last BAL 4-Game Sweep, at TB	N/A
Last BAL 3-Game Sweep, at BAL	7/31/20-8/2/20
Last BAL 4-Game Sweep, at BAL	6/24/16-6/26/16
Largest Crowd at TB	42,486; 5/9/98
Largest Crowd at BAL	47,628; 5/17/98
Most Runs Scored vs. BAL	17, 9/5/07 at TB
Most Runs Allowed vs. BAL	17, 2x-last 5/13/18 at BAL
Largest Margin of Victory	15 (17-2), 9/5/07 at TB
Largest Margin of Defeat	16, 2x-last (1-17), 5/13/18 at BAL
Longest Winning Streak	12, 2x-last 7/20/21-Current
Longest Losing Streak	8, 4/18/07-8/3/07

## ALL-TIME RESULTS

YEAR	OVERALL	HOME	ROAD
1998	7-5	2-4	5-1
1999	7-5	4-2	3-3
2000	5-8	4-3	1-5
2001	9-10	4-5	5-5
2002	9-10	5-5	4-5
2003	11-8	7-2	4-6
2004	8-11	4-6	4-5
2005	6-12	4-5	2-7
2006	6-13	4-6	2-7
2007	7-11	4-5	3-6
2008	15-3	8-1	7-2
2009	10-8	6-3	4-5
2010	11-7	5-4	6-3
2011	9-9	3-6	6-3
2012	8-10	5-4	3-6
2013	13-6	7-3	6-3
2014	7-12	3-6	4-6
2015	9-10	5-8	4-2
2016	6-13	4-5	2-8
2017	11-8	6-3	5-5
2018	11-8	7-2	4-6
2019	12-7	6-3	6-4
2020	6-4	2-0	4-4
2021	18-1	9-1	9-0
<b>Totals</b>	<b>221-199</b>	<b>118-92</b>	<b>103-107</b>



**BOSTON  
RED SOX**  
A.L. EAST

## SERIES FACTS

Last TB 3-Game Sweep, at TB	7/30/21-8/1/21
Last TB 4-Game Sweep, at TB	N/A
Last TB 3-Game Sweep, at BOS	7/30/19-8/1/19
Last TB 4-Game Sweep, at BOS	8/10/20-8/13/20
Last BOS 3-Game Sweep, at TB	4/19/19-4/21/19
Last BOS 4-Game Sweep, at TB	9/9/02-9/12/02
Last BOS 3-Game Sweep, at BOS	4/5/21-4/7/21
Last BOS 4-Game Sweep, at BOS	5/25/06-5/28/06
Largest Crowd at TB	41,169; 6/20/98
Largest Crowd at BOS	38,525; 8/16/11
Most Runs Scored vs. BOS	17, 8/13/20 at BOS
Most Runs Allowed vs. BOS	22, 7/23/02 at BOS
Largest Margin of Victory	13 (13-0), 4/30/09 at TB
Largest Margin of Defeat	18 (4-22), 7/23/02 at BOS
Longest Winning Streak	6, 3x-last 6/23/21-8/10/21
Longest Losing Streak	11, 4/6/01-6/26/01

## ALL-TIME RESULTS

YEAR	OVERALL	HOME	ROAD
1998	3-9	2-4	1-5
1999	9-4	4-3	5-1
2000	6-6	4-2	2-4
2001	5-14	2-7	3-7
2002	3-16	0-10	3-6
2003	7-12	5-5	2-7
2004	5-14	3-6	2-8
2005	6-13	5-4	1-9
2006	9-10	7-3	2-7
2007	5-13	3-6	2-7
2008	10-8	8-1	2-7
2009	9-9	6-3	3-6
2010	11-7	5-4	6-3
2011	12-6	5-4	7-2
2012	9-9	4-5	5-4
2013	7-12	3-6	4-6
2014	10-9	7-3	3-6
2015	10-9	4-5	6-4
2016	7-12	4-6	3-6
2017	8-11	4-5	4-6
2018	8-11	5-5	3-6
2019	12-7	4-6	8-1
2020	7-3	3-3	4-0
2021	11-8	7-3	4-5
<b>Totals</b>	<b>189-232</b>	<b>104-109</b>	<b>85-123</b>





**CHICAGO  
WHITE SOX**  
A.L. CENTRAL

### SERIES FACTS

Last TB 3-Game Sweep, at TB	6/12/15-6/14/15
Last TB 4-Game Sweep, at TB	7/26/10-7/29/10
Last TB 3-Game Sweep, at CHW	4/8/19-4/10/19
Last TB 4-Game Sweep, at CHW	N/A
Last CHW 3-Game Sweep, at TB	8/3/18-8/5/18
Last CHW 4-Game Sweep, at TB	6/25/07-6/28/07
Last CHW 3-Game Sweep, at CHW	7/4/05-7/6/05
Last CHW 4-Game Sweep, at CHW	N/A
Largest Crowd at TB	36,599; 4/4/98
Largest Crowd at CHW	39,024; 7/20/09
Most Runs Scored vs. CHW	12, 2x-last 4/21/10 at CHW
Most Runs Allowed vs. CHW	13, 2x-last 9/27/16 at CHW
Largest Margin of Victory	12 (12-0), 4/21/10 at CHW
Largest Margin of Defeat	10 (2-12), 4/19/09 at TB
Longest Winning Streak	5, 3x-last 6/12/15-8/4/15
Longest Losing Streak	6, 6/25/07-4/18/08

### ALL-TIME RESULTS

YEAR	OVERALL	HOME	ROAD
1998	6-5	3-3	3-2
1999	4-6	2-2	2-4
2000	4-6	2-4	2-2
2001	2-5	1-2	1-3
2002	3-4	2-2	1-2
2003	3-3	2-1	1-2
2004	2-4	1-2	1-2
2005	2-4	2-1	0-3
2006	3-3	2-1	1-2
2007	1-6	0-4	1-2
2008	6-4	4-3	2-1
2009	2-6	1-3	1-3
2010	4-3	2-2	2-1
2011	4-4	3-1	1-3
2012	3-4	0-3	3-1
2013	5-2	3-0	2-2
2014	2-5	1-2	1-3
2015	5-1	3-0	2-1
2016	3-4	2-1	1-3
2017	3-3	2-1	1-2
2018	2-4	0-3	2-1
2019	4-2	1-2	3-0
2021	3-3	2-1	1-2
<b>Totals</b>	<b>76-91</b>	<b>41-44</b>	<b>35-47</b>



**CLEVELAND  
GUARDIANS**  
A.L. CENTRAL

### SERIES FACTS

Last TB 3-Game Sweep, at TB	7/5/21-7/7/21
Last TB 4-Game Sweep, at TB	N/A
Last TB 3-Game Sweep, at CLE	8/12/05-8/14/05
Last TB 4-Game Sweep, at CLE	N/A
Last CLE 3-Game Sweep, at TB	8/22/03-8/24/03
Last CLE 4-Game Sweep, at TB	6/29/15-7/2/15
Last CLE 3-Game Sweep, at CLE	6/20/16-6/22/16
Last CLE 4-Game Sweep, at CLE	5/25/09-5/28/09
Largest Crowd at TB	40,329; 4/7/00
Largest Crowd at CLE	43,303; 8/27/99
Most Runs Scored vs. CLE	13, 8/24/05 at TB
Most Runs Allowed vs. CLE	20, 5/7/99 at CLE
Largest Margin of Victory	10 (13-3), 8/24/05 at TB
Largest Margin of Defeat	13, 2x-last (0-13), 4/7/13 at TB
Longest Winning Streak	11, 5/25/19-7/24/21
Longest Losing Streak	7, 2x-last 4/22/07-8/18/07

### ALL-TIME RESULTS

YEAR	OVERALL	HOME	ROAD
1998	3-7	3-2	0-5
1999	4-5	2-1	2-4
2000	2-8	1-5	1-3
2001	1-5	0-3	1-2
2002	2-4	1-2	1-2
2003	2-5	0-3	2-2
2004	3-3	3-0	0-3
2005	6-4	1-3	5-1
2006	1-6	1-2	0-4
2007	2-8	2-4	0-4
2008	2-5	2-1	0-4
2009	3-5	3-1	0-4
2010	7-2	5-1	2-1
2011	4-2	2-1	2-1
2012	4-4	2-2	2-2
2013	4-2	2-1	2-1
2014	2-4	1-2	1-2
2015	2-5	0-4	2-1
2016	1-5	1-2	0-3
2017	3-4	1-3	2-1
2018	4-2	2-1	2-1
2019	6-1	3-0	3-1
2021	6-1	3-0	3-1
<b>Totals</b>	<b>74-97</b>	<b>41-44</b>	<b>33-53</b>





**DETROIT  
TIGERS**  
A.L. CENTRAL

### SERIES FACTS

Last TB 3-Game Sweep, at TB	7/9/18-7/11/18
Last TB 4-Game Sweep, at TB	7/26/10-7/29/10
Last TB 3-Game Sweep, at DET	N/A
Last TB 4-Game Sweep, at DET	N/A
Last DET 3-Game Sweep, at TB	9/4/09-9/6/09
Last DET 4-Game Sweep, at TB	6/30/16-7/3/16
Last DET 3-Game Sweep, at DET	N/A
Last DET 4-Game Sweep, at DET	N/A
Largest Crowd at TB	45,369; 3/31/98
Largest Crowd at DET	45,768; 4/7/98
Most Runs Scored vs. DET	14, 5/3/99 at TB
Most Runs Allowed vs. DET	18, 5/18/01 at TB
Largest Margin of Victory	8, 7x-last (9-1), 6/18/17 at DET
Largest Margin of Defeat	16 (2-18), 5/18/01 at TB
Longest Winning Streak	6, 7/26/10-8/10/10
Longest Losing Streak	6, 2x-last 5/21/16-7/3/16

### ALL-TIME RESULTS

YEAR	OVERALL	HOME	ROAD
1998	6-5	3-3	3-2
1999	5-4	3-3	2-1
2000	5-4	1-2	4-2
2001	2-4	1-2	1-2
2002	4-2	3-0	1-2
2003	4-2	2-1	2-1
2004	3-3	1-2	2-1
2005	2-5	1-3	1-2
2006	3-5	2-2	1-3
2007	4-3	2-1	2-2
2008	4-3	3-0	1-3
2009	2-5	0-3	2-2
2010	6-1	4-0	2-1
2011	1-6	1-3	0-3
2012	2-5	1-3	1-2
2013	3-3	2-1	1-2
2014	4-3	1-2	3-1
2015	3-3	2-1	1-2
2016	1-6	0-4	1-2
2017	5-2	3-0	2-2
2018	4-2	3-0	1-2
2019	4-2	2-1	2-1
2021	3-4	2-2	1-2
<b>Totals</b>	<b>80-82</b>	<b>43-39</b>	<b>37-43</b>



**HOUSTON  
ASTROS**  
A.L. WEST

### SERIES FACTS

Last TB 3-Game Sweep, at TB	7/10/15-7/12/15
Last TB 4-Game Sweep, at TB	N/A
Last TB 3-Game Sweep, at HOU	6/24/11-6/26/11
Last TB 4-Game Sweep, at HOU	N/A
Last HOU 3-Game Sweep, at TB	N/A
Last HOU 4-Game Sweep, at TB	N/A
Last HOU 3-Game Sweep, at HOU	6/6/03-6/8/03
Last HOU 4-Game Sweep, at HOU	N/A
Largest Crowd at TB	29,953; 6/21/08
Largest Crowd at HOU	43,409; 6/20/18
Most Runs Scored vs. HOU	14, 6/26/11 at HOU
Most Runs Allowed vs. HOU	15, 8/27/19 at HOU
Largest Margin of Victory	12 (12-0), 7/1/13 at HOU
Largest Margin of Defeat	14 (1-15), 8/27/19 at HOU
Longest Winning Streak	7, 5/22/10-7/2/13
Longest Losing Streak	4, 6/6/03-6/20/08

### ALL-TIME RESULTS

YEAR	OVERALL	HOME	ROAD
2003	0-3	0-0	0-3
2008	1-2	1-2	0-0
2010	2-1	0-0	2-1
2011	3-0	0-0	3-0
2013	5-2	2-1	3-1
2014	5-2	3-1	2-1
2015	5-2	3-0	2-2
2016	3-3	2-1	1-2
2017	4-3	1-2	3-1
2018	4-3	3-1	1-2
2019	4-3	3-1	1-2
2021	2-4	1-2	1-2
<b>Totals</b>	<b>38-28</b>	<b>19-11</b>	<b>19-17</b>





**KANSAS CITY  
ROYALS**  
A.L. CENTRAL

### SERIES FACTS

Last TB 3-Game Sweep, at TB	6/2/09-6/4/09
Last TB 4-Game Sweep, at TB	8/20/18-8/23/18
Last TB 3-Game Sweep, at KC	5/14/18-5/16/18
Last TB 4-Game Sweep, at KC	7/27/00-7/30/00
Last KC 3-Game Sweep, at TB	8/21/98-8/23/98
Last KC 4-Game Sweep, at TB	N/A
Last KC 3-Game Sweep, at KC	5/30/16-6/1/16
Last KC 4-Game Sweep, at KC	7/7/15-7/9/15
Largest Crowd at TB	36,973; 8/1/09
Largest Crowd at KC	38,709; 8/2/03
Most Runs Scored vs. KC	14, 4/20/21 at KC
Most Runs Allowed vs. KC	12, 7/8/07 at KC
Largest Margin of Victory	12, 2x-last (12-0), 8/28/17 at KC
Largest Margin of Defeat	10, 2x-last (1-11), 8/26/13 at KC
Longest Winning Streak	10, 8/30/17-4/23/19
Longest Losing Streak	7, 7/9/14-8/29/15

### ALL-TIME RESULTS

YEAR	OVERALL	HOME	ROAD
1998	3-8	0-5	3-3
1999	8-2	5-1	3-1
2000	5-5	1-3	4-2
2001	2-4	2-1	0-3
2002	2-4	1-2	1-2
2003	3-4	2-2	1-2
2004	6-3	4-2	2-1
2005	5-3	4-0	1-3
2006	5-1	3-0	2-1
2007	3-4	2-2	1-2
2008	5-3	3-1	2-2
2009	9-1	6-1	3-0
2010	4-4	2-2	2-2
2011	5-2	4-0	1-2
2012	2-4	2-1	0-3
2013	1-6	1-3	0-3
2014	2-4	1-2	1-2
2015	1-6	1-2	0-4
2016	2-5	2-2	0-3
2017	3-4	1-3	2-1
2018	7-0	4-0	3-0
2019	4-3	2-1	2-2
2021	4-2	2-1	2-1
<b>Totals</b>	<b>91-82</b>	<b>55-37</b>	<b>36-45</b>



**LOS ANGELES  
ANGELS**  
A.L. WEST

### SERIES FACTS

Last TB 3-Game Sweep, at TB	7/31/18-8/2/18
Last TB 4-Game Sweep, at TB	N/A
Last TB 3-Game Sweep, at LAA	5/6/16-5/8/16
Last TB 4-Game Sweep, at LAA	5/3/21-5/6/21
Last LAA 3-Game Sweep, at TB	9/3/02-9/5/02
Last LAA 4-Game Sweep, at TB	N/A
Last LAA 3-Game Sweep, at LAA	8/10/09-8/12/09
Last LAA 4-Game Sweep, at LAA	5/6/04-5/9/04
Largest Crowd at TB	33,395; 4/25/98
Largest Crowd at LAA	44,125; 7/15/06
Most Runs Scored vs. LAA	13, 2x-last 6/26/21 at TB
Most Runs Allowed vs. LAA	15, 7/26/06 at TB
Largest Margin of Victory	10, 2x-last (13-3), 6/26/21 at TB
Largest Margin of Defeat	10 (2-12), 6/6/06 at TB
Longest Winning Streak	6, 3x-last 5/3/21-6/26/21
Longest Losing Streak	6, 6/6/06-7/24/06

### ALL-TIME RESULTS

YEAR	OVERALL	HOME	ROAD
1998	5-6	1-4	4-2
1999	5-7	3-3	2-4
2000	6-6	4-2	2-4
2001	2-7	1-5	1-2
2002	1-8	0-3	1-5
2003	3-6	2-4	1-2
2004	1-6	1-2	0-4
2005	5-4	3-0	2-4
2006	2-7	2-4	0-3
2007	2-6	2-1	0-5
2008	6-3	5-1	1-2
2009	2-4	2-1	0-3
2010	5-4	1-2	4-2
2011	4-4	1-4	3-0
2012	9-1	3-0	6-1
2013	3-4	1-2	2-2
2014	2-5	1-2	1-3
2015	3-3	1-2	2-1
2016	4-3	1-3	3-0
2017	4-3	2-2	2-1
2018	6-1	3-0	3-1
2019	4-3	2-2	2-1
2021	6-1	2-1	4-0
<b>Totals</b>	<b>90-102</b>	<b>44-50</b>	<b>46-52</b>





**MINNESOTA  
TWINS**  
A.L. CENTRAL

## SERIES FACTS

Last TB 3-Game Sweep, at TB	4/20/18-4/22/18
Last TB 4-Game Sweep, at TB	7/8/13-7/11/13
Last TB 3-Game Sweep, at MIN	7/18/14-7/20/14
Last TB 4-Game Sweep, at MIN	N/A
Last MIN 3-Game Sweep, at TB	5/6/05-5/8/05
Last MIN 4-Game Sweep, at TB	N/A
Last MIN 3-Game Sweep, at MIN	7/1/05-7/3/05
Last MIN 4-Game Sweep, at MIN	7/17/06-7/20/06
Largest Crowd at TB	36,052; 5/30/09
Largest Crowd at MIN	43,830; 4/3/00
Most Runs Scored vs. MIN	19, 7/14/18 at MIN
Most Runs Allowed vs. MIN	16, 6/1/04 at MIN
Largest Margin of Victory	13 (19-6), 7/14/18 at MIN
Largest Margin of Defeat	12, 2x-last (0-12), 8/14/21 at MIN
Longest Winning Streak	11, 4/21/12-9/14/13
Longest Losing Streak	14, 7/21/04-9/5/06

## ALL-TIME RESULTS

YEAR	OVERALL	HOME	ROAD
1998	4-7	2-3	2-4
1999	5-5	2-4	3-1
2000	6-4	3-1	3-3
2001	6-1	4-0	2-1
2002	2-5	2-1	0-4
2003	0-6	0-3	0-3
2004	5-4	2-1	3-3
2005	0-6	0-3	0-3
2006	1-6	1-2	0-4
2007	4-3	2-1	2-2
2008	3-3	2-2	1-1
2009	3-3	2-1	1-2
2010	5-3	2-2	3-1
2011	7-3	3-1	4-2
2012	5-1	2-1	3-0
2013	6-1	4-0	2-1
2014	4-2	1-2	3-0
2015	2-4	1-2	1-2
2016	4-3	1-2	3-1
2017	4-2	2-1	2-1
2018	4-3	3-0	1-3
2019	2-5	1-3	1-2
2021	3-3	2-1	1-2
<b>Totals</b>	<b>85-83</b>	<b>44-37</b>	<b>41-46</b>



**NEW YORK  
YANKEES**  
A.L. EAST

## SERIES FACTS

Last TB 3-Game Sweep, at TB	6/22/18-6/24/18
Last TB 4-Game Sweep, at TB	N/A
Last TB 3-Game Sweep, at NYY	4/16/21-4/18/21
Last TB 4-Game Sweep, at NYY	N/A
Last NYY 3-Game Sweep, at TB	4/17/15-4/19/15
Last NYY 4-Game Sweep, at TB	7/9/98-7/12/98
Last NYY 3-Game Sweep, at NYY	6/17/19-6/19/19
Last NYY 4-Game Sweep, at NYY	9/7/09-9/9/09
Largest Crowd at TB	44,589; 7/11/98
Largest Crowd at NYY	55,771; 4/5/02
Most Runs Scored vs. NYY	19, 7/29/06 at NYY
Most Runs Allowed vs. NYY	21, 7/22/07 at NYY
Largest Margin of Victory	15 (16-1), 4/19/14 at TB
Largest Margin of Defeat	17 (4-21), 7/22/07 at NYY
Longest Winning Streak	7, 9/12/11-4/8/12
Longest Losing Streak	11, 9/17/98-9/24/99

## ALL-TIME RESULTS

YEAR	OVERALL	HOME	ROAD
1998	1-11	1-5	0-6
1999	4-8	1-5	3-3
2000	6-6	4-2	2-4
2001	6-13	5-5	1-8
2002	5-13	3-6	2-7
2003	5-14	2-8	3-6
2004	4-15	4-5	0-10
2005	11-8	5-5	6-3
2006	5-13	3-6	2-7
2007	8-10	4-5	4-5
2008	7-11	4-5	3-6
2009	7-11	4-5	3-6
2010	10-8	5-4	5-4
2011	9-9	6-3	3-6
2012	10-8	7-2	3-6
2013	12-7	5-4	7-3
2014	11-8	5-5	6-3
2015	7-12	4-6	3-6
2016	8-11	5-4	3-7
2017	7-12	5-4	2-8
2018	9-10	6-4	3-6
2019	7-12	5-4	2-8
2020	8-2	3-1	5-1
2021	11-8	4-5	7-3
<b>Totals</b>	<b>178-240</b>	<b>100-108</b>	<b>78-132</b>





**OAKLAND  
ATHLETICS**  
A.L. WEST

### SERIES FACTS

Last TB 3-Game Sweep, at TB	4/19/13-4/21/13
Last TB 4-Game Sweep, at TB	7/24/98-7/27/98
Last TB 3-Game Sweep, at OAK	N/A
Last TB 4-Game Sweep, at OAK	N/A
Last OAK 3-Game Sweep, at TB	N/A
Last OAK 4-Game Sweep, at TB	9/10/99-9/13/99
Last OAK 3-Game Sweep, at OAK	8/30/13-9/1/13
Last OAK 4-Game Sweep, at OAK	N/A
Largest Crowd at TB	37,194; 7/26/98
Largest Crowd at OAK	48,099; 8/28/04
Most Runs Scored vs. OAK	14, 2x-last 8/25/07 at TB
Most Runs Allowed vs. OAK	17, 9/15/00 at TB
Largest Margin of Victory	11 (14-3), 8/25/07 at TB
Largest Margin of Defeat	14 (3-17), 9/15/00 at TB
Longest Winning Streak	6, 5/26/98-9/4/98
Longest Losing Streak	7, 2x-last 9/2/01-5/26/02

### ALL-TIME RESULTS

YEAR	OVERALL	HOME	ROAD
1998	6-5	4-2	2-3
1999	1-9	0-4	1-5
2000	2-7	1-4	1-3
2001	2-7	1-2	1-5
2002	1-8	1-5	0-3
2003	3-6	2-1	1-5
2004	2-7	2-4	0-3
2005	5-4	5-1	0-3
2006	3-6	1-2	2-4
2007	6-4	4-3	2-1
2008	6-3	2-1	4-2
2009	4-6	3-4	1-2
2010	5-4	2-0	3-4
2011	2-5	1-2	1-3
2012	4-5	2-4	2-1
2013	3-3	3-0	0-3
2014	2-4	1-2	1-2
2015	4-3	2-2	2-1
2016	2-5	1-2	1-3
2017	5-2	3-1	2-1
2018	5-2	2-1	3-1
2019	3-4	1-2	2-2
2021	3-4	2-2	1-2
<b>Totals</b>	<b>79-113</b>	<b>46-51</b>	<b>33-62</b>



**SEATTLE  
MARINERS**  
A.L. WEST

### SERIES FACTS

Last TB 3-Game Sweep, at TB	8/19/11-8/21/11
Last TB 4-Game Sweep, at TB	4/30/12-5/3/12
Last TB 3-Game Sweep, at SEA	8/9/19-8/11/19
Last TB 4-Game Sweep, at SEA	N/A
Last SEA 3-Game Sweep, at TB	5/25/15-5/27/15
Last SEA 4-Game Sweep, at TB	N/A
Last SEA 3-Game Sweep, at SEA	6/1/18-6/3/18
Last SEA 4-Game Sweep, at SEA	6/17/21-6/20/21
Largest Crowd at TB	40,212; 5/30/98
Largest Crowd at SEA	46,867; 5/24/98
Most Runs Scored vs. SEA	15, 5/30/99 at SEA
Most Runs Allowed vs. SEA	13, 7/13/03 at SEA
Largest Margin of Victory	10, 2x-last (14-4), 5/28/00 at TB
Largest Margin of Defeat	11 (2-13), 7/13/03 at SEA
Longest Winning Streak	9, 7/31/11-7/20/12
Longest Losing Streak	8, 6/20/00-6/3/01

### ALL-TIME RESULTS

YEAR	OVERALL	HOME	ROAD
1998	5-6	2-4	3-2
1999	4-8	2-4	2-4
2000	3-9	1-5	2-4
2001	2-7	1-2	1-5
2002	4-5	2-4	2-1
2003	5-4	2-1	3-3
2004	5-2	2-2	3-0
2005	2-4	1-2	1-2
2006	3-6	2-1	1-5
2007	3-4	1-2	2-2
2008	4-3	1-2	3-1
2009	3-5	1-1	2-4
2010	7-2	4-2	3-0
2011	6-4	3-0	3-4
2012	6-4	5-2	1-2
2013	3-3	2-1	1-2
2014	3-4	1-3	2-1
2015	3-4	0-3	3-1
2016	2-4	2-1	0-3
2017	1-5	1-2	0-3
2018	1-6	1-3	0-3
2019	4-2	1-2	3-0
2021	1-6	1-2	0-4
<b>Totals</b>	<b>80-107</b>	<b>39-51</b>	<b>41-56</b>





**TEXAS  
RANGERS**  
A.L. WEST

## SERIES FACTS

Last TB 3-Game Sweep, at TB	8/16/10-8/18/10
Last TB 4-Game Sweep, at TB	N/A
Last TB 3-Game Sweep, at TEX	9/17/18-9/19/18
Last TB 4-Game Sweep, at TEX	N/A
Last TEX 3-Game Sweep, at TB	7/21/17-7/23/17
Last TEX 4-Game Sweep, at TB	N/A
Last TEX 3-Game Sweep, at TEX	8/14/15-8/16/15
Last TEX 4-Game Sweep, at TEX	N/A
Largest Crowd at TB	37,070; 7/21/01
Largest Crowd at TEX	49,197; 4/28/12
Most Runs Scored vs. TEX	15, 2x-last 7/20/03 at TB
Most Runs Allowed vs. TEX	15, 9/26/09 at TEX
Largest Margin of Victory	13 (15-2), 9/19/99 at TEX
Largest Margin of Defeat	12 (3-15), 9/26/09 at TEX
Longest Winning Streak	4, 3x-last 4/18-9/19/18
Longest Losing Streak	7, 5/19/99-7/25/99

## ALL-TIME RESULTS

YEAR	OVERALL	HOME	ROAD
1998	4-7	3-2	1-5
1999	4-8	0-6	4-2
2000	5-7	3-3	2-4
2001	4-5	3-3	1-2
2002	4-5	1-2	3-3
2003	3-6	3-3	0-3
2004	2-7	1-2	1-5
2005	6-2	4-1	2-1
2006	3-6	3-3	0-3
2007	5-4	3-0	2-4
2008	6-3	2-1	4-2
2009	3-6	2-1	1-5
2010	4-2	3-0	1-2
2011	4-5	3-3	1-2
2012	5-4	2-1	3-3
2013	4-4	2-2	2-2
2014	5-2	2-1	3-1
2015	2-5	2-2	0-3
2016	4-2	2-1	2-1
2017	2-4	0-3	2-1
2018	5-1	2-1	3-0
2019	3-3	2-1	1-2
2021	3-4	1-3	2-1
<b>Totals</b>	<b>90-102</b>	<b>49-45</b>	<b>41-57</b>



**TORONTO  
BLUE JAYS**  
A.L. EAST

## SERIES FACTS

Last TB 3-Game Sweep, at TB	5/27/19-5/29/19
Last TB 4-Game Sweep, at TB	9/5/19-9/8/19
Last TB 3-Game Sweep, at TOR	5/16/16-5/18/16
Last TB 4-Game Sweep, at TOR	5/21/21-5/24/21
Last TOR 3-Game Sweep, at TB	9/2/14-9/4/14
Last TOR 4-Game Sweep, at TB	N/A
Last TOR 3-Game Sweep, at TOR	9/25/15-9/27/15
Last TOR 4-Game Sweep, at TOR	N/A
Largest Crowd at TB	41,546; 4/3/01
Largest Crowd at TOR	48,414; 4/13/15
Most Runs Scored vs. TOR	19, 6/24/04 at TOR
Most Runs Allowed vs. TOR	20, 6/25/02 at TB
Largest Margin of Victory	12, 2x-last (12-0), 8/28/11 at TOR
Largest Margin of Defeat	14 (0-14), 7/1/04 at TB
Longest Winning Streak	6, 5/15/03-8/5/03
Longest Losing Streak	5, 2x-last 7/19/15-10/2/15

## ALL-TIME RESULTS

YEAR	OVERALL	HOME	ROAD
1998	5-7	5-1	0-6
1999	5-8	3-3	2-5
2000	5-7	2-4	3-3
2001	9-10	5-5	4-5
2002	8-11	5-4	3-7
2003	11-8	5-4	6-4
2004	9-9	6-3	3-6
2005	8-11	3-6	5-5
2006	6-12	3-6	3-6
2007	9-9	5-4	4-5
2008	11-7	7-2	4-5
2009	14-4	8-1	6-3
2010	10-8	6-3	4-5
2011	12-6	6-3	6-3
2012	14-4	8-1	6-3
2013	11-8	6-4	5-4
2014	8-11	4-6	4-5
2015	10-9	6-3	4-6
2016	11-8	5-5	6-3
2017	9-10	6-4	3-6
2018	13-6	7-2	6-4
2019	13-6	8-2	5-4
2020	6-4	4-3	2-1
2021	11-8	5-4	6-4
<b>Totals</b>	<b>228-191</b>	<b>128-83</b>	<b>100-108</b>



# NATIONAL LEAGUE OPPONENTS



**ARIZONA  
DIAMONDBACKS**  
N.L. WEST

## ALL-TIME RESULTS

YEAR	OVERALL	HOME	ROAD
2004	3-0	0-0	3-0
2006	3-0	3-0	0-0
2007	1-2	0-0	1-2
2010	1-2	1-2	0-0
2013	1-3	1-1	0-2
2016	2-1	0-0	2-1
2019	2-1	2-1	0-0
<b>Totals</b>	<b>13-9</b>	<b>7-4</b>	<b>6-5</b>



**ATLANTA  
BRAVES**  
N.L. EAST

## ALL-TIME RESULTS

YEAR	OVERALL	HOME	ROAD
1998	0-3	0-3	0-0
1999	0-3	0-0	0-3
2000	1-2	1-2	0-0
2001	2-1	0-0	2-1
2003	1-2	1-2	0-0
2006	1-2	1-2	0-0
2010	1-2	0-0	1-2
2012	1-2	1-2	0-0
2015	3-1	2-0	1-1
2018	1-3	0-2	1-1
2020	2-2	2-0	0-2
2021	2-1	0-0	2-1
<b>Totals</b>	<b>15-24</b>	<b>8-13</b>	<b>7-11</b>



**CHICAGO  
CUBS**  
N.L. CENTRAL

## ALL-TIME RESULTS

YEAR	OVERALL	HOME	ROAD
2003	1-2	0-0	1-2
2008	3-0	3-0	0-0
2014	2-1	0-0	2-1
2017	2-2	1-1	1-1
<b>Totals</b>	<b>8-5</b>	<b>4-1</b>	<b>4-4</b>



**CINCINNATI  
REDS**  
N.L. CENTRAL

## ALL-TIME RESULTS

YEAR	OVERALL	HOME	ROAD
2003	0-3	0-3	0-0
2005	0-3	0-0	0-3
2011	1-2	1-2	0-0
2014	2-1	0-0	2-1
2017	2-1	2-1	0-0
<b>Totals</b>	<b>5-10</b>	<b>3-6</b>	<b>2-4</b>



**COLORADO  
ROCKIES**  
N.L. WEST

## ALL-TIME RESULTS

YEAR	OVERALL	HOME	ROAD
2002	0-3	0-0	0-3
2004	3-0	3-0	0-0
2007	1-2	0-0	1-2
2009	1-2	0-0	1-2
2013	2-1	0-0	2-1
2016	2-1	0-0	2-1
2019	2-1	2-1	0-0
<b>Totals</b>	<b>11-10</b>	<b>5-1</b>	<b>6-9</b>



**LOS ANGELES  
DODGERS**  
N.L. WEST

## ALL-TIME RESULTS

YEAR	OVERALL	HOME	ROAD
2002	1-2	1-2	0-0
2007	2-1	2-1	0-0
2013	0-3	0-0	0-3
2016	2-2	1-1	1-1
2019	2-2	1-1	1-1
<b>Totals</b>	<b>7-10</b>	<b>5-5</b>	<b>2-5</b>







**MIAMI  
MARLINS**  
N.L. EAST

## SERIES FACTS

Last TB 3-Game Sweep, at TB	9/24/21-9/26/21
Last TB 4-Game Sweep, at TB	N/A
Last TB 3-Game Sweep, at MIA	8/28/20-8/30/20
Last TB 4-Game Sweep, at MIA	N/A
Last MIA 3-Game Sweep, at TB	5/18/07-5/20/07
Last MIA 4-Game Sweep, at TB	N/A
Last MIA 3-Game Sweep, at MIA	5/20/05-5/22/05
Last MIA 4-Game Sweep, at MIA	N/A
Largest Crowd at TB	42,823; 6/10/00
Largest Crowd at MIA	31,111; 6/10/12
Most Runs Scored vs. MIA	15, 2x-last 5/22/09 at FLA
Most Runs Allowed vs. MIA	14, 2x-last 6/11/10 at TB
Largest Margin of Victory	13 (15-2), 5/22/09 at FLA
Largest Margin of Defeat	11 (0-11), 6/16/01 at FLA
Longest Winning Streak	9, 7/22/18-9/4/20
Longest Losing Streak	7, 7/4/04-6/26/05

## ALL-TIME RESULTS

YEAR	OVERALL	HOME	ROAD
1998	1-3	1-1	0-2
1999	1-5	0-3	1-2
2000	3-3	2-1	1-2
2001	2-4	2-1	0-3
2002	4-2	2-1	2-1
2003	0-3	0-0	0-3
2004	4-2	2-1	2-1
2005	0-6	0-3	0-3
2006	4-2	3-0	1-2
2007	2-4	0-3	2-1
2008	5-1	2-1	3-0
2009	5-1	3-0	2-1
2010	2-4	1-2	1-2
2011	4-2	3-0	1-2
2012	5-1	2-1	3-0
2013	4-0	2-0	2-0
2014	0-4	0-2	0-2
2015	5-1	3-0	2-1
2016	1-3	0-2	1-1
2017	3-1	1-1	2-0
2018	2-4	1-2	1-2
2019	4-0	2-0	2-0
2020	5-1	2-1	3-0
2021	5-1	3-0	2-1
<b>Totals</b>	<b>71-58</b>	<b>37-26</b>	<b>34-32</b>



**MILWAUKEE  
BREWERS**  
N.L. CENTRAL

## ALL-TIME RESULTS

YEAR	OVERALL	HOME	ROAD
2005	2-1	2-1	0-0
2011	2-1	0-0	2-1
2014	2-1	2-1	0-0
2017	1-2	1-2	0-0
<b>Totals</b>	<b>7-5</b>	<b>5-4</b>	<b>2-1</b>



**NEW YORK  
METS**  
N.L. EAST

## ALL-TIME RESULTS

YEAR	OVERALL	HOME	ROAD
1998	1-2	0-0	1-2
1999	1-2	1-2	0-0
2000	1-2	0-0	1-2
2001	2-1	2-1	0-0
2009	2-1	0-0	2-1
2012	0-3	0-3	0-0
2015	2-1	2-1	0-0
2018	2-1	0-0	2-1
2020	2-1	0-0	2-1
2021	3-0	3-0	0-0
<b>Totals</b>	<b>16-14</b>	<b>8-7</b>	<b>8-7</b>



**PHILADELPHIA  
PHILLIES**  
N.L. EAST

## ALL-TIME RESULTS

YEAR	OVERALL	HOME	ROAD
1998	2-1	0-0	2-1
1999	1-2	1-2	0-0
2000	2-1	0-0	2-1
2001	3-0	3-0	0-0
2006	2-1	0-0	2-1
2009	2-1	2-1	0-0
2012	2-1	0-0	2-1
2015	1-2	0-0	1-2
2018	0-3	0-3	0-0
2020	3-0	3-0	0-0
2021	4-0	2-0	2-0
<b>Totals</b>	<b>22-12</b>	<b>11-6</b>	<b>11-6</b>





**PITTSBURGH  
PIRATES**  
N.L. CENTRAL

### ALL-TIME RESULTS

YEAR	OVERALL	HOME	ROAD
2003	1-2	1-2	0-0
2005	1-2	0-0	1-2
2008	2-1	0-0	2-1
2014	1-2	1-2	0-0
2017	1-2	0-0	1-2
<b>Totals</b>	<b>6-9</b>	<b>2-4</b>	<b>4-5</b>



**SAN DIEGO  
PADRES**  
N.L. WEST

### ALL-TIME RESULTS

YEAR	OVERALL	HOME	ROAD
2002	1-2	1-2	0-0
2004	3-0	0-0	3-0
2007	1-2	1-2	0-0
2010	1-2	1-2	0-0
2013	3-0	3-0	0-0
2016	3-0	3-0	0-0
2019	2-1	0-0	2-1
<b>Totals</b>	<b>14-7</b>	<b>9-6</b>	<b>5-1</b>



**SAN FRANCISCO  
GIANTS**  
N.L. WEST

### ALL-TIME RESULTS

YEAR	OVERALL	HOME	ROAD
2002	1-2	0-0	1-2
2004	2-1	2-1	0-0
2013	2-1	2-1	0-0
2016	0-3	0-3	0-0
2019	2-1	0-0	2-1
<b>Totals</b>	<b>7-8</b>	<b>4-5</b>	<b>3-3</b>



**ST. LOUIS  
CARDINALS**  
N.L. CENTRAL

### ALL-TIME RESULTS

YEAR	OVERALL	HOME	ROAD
2005	0-3	0-3	0-0
2008	1-2	0-0	1-2
2011	2-1	2-1	0-0
2014	3-1	1-1	2-0
2017	2-1	0-0	2-1
<b>Totals</b>	<b>8-8</b>	<b>3-5</b>	<b>5-3</b>



**WASHINGTON  
NATIONALS**  
N.L. EAST



### ALL-TIME RESULTS

YEAR	OVERALL	HOME	ROAD
1998 *	1-2	1-2	0-0
1999 *	1-2	0-0	1-2
2000 *	2-1	2-1	0-0
2001 *	1-2	0-0	1-2
2006	1-2	0-0	1-2
2009	3-0	3-0	0-0
2012	1-2	0-0	1-2
2015	3-1	1-1	2-0
2018	2-2	2-0	0-2
2020	1-3	1-1	0-2
2021	1-3	1-1	0-2
<b>Totals</b>	<b>17-20</b>	<b>11-6</b>	<b>6-14</b>

\* AS MONTREAL EXPOS



# MINOR LEAGUE OPERATIONS



WILL VRAGOVIC / TAMPA BAY RAYS

# PLAYER DEVELOPMENT STAFF

## TAMPA BAY RAYS

Tropicana Field  
One Tropicana Drive  
St. Petersburg, FL 33705

PHONE (727) 825-3267

FAX (727) 825-3493

WEB [raysbaseball.com](http://raysbaseball.com)

DIR., MINOR LEAGUE OPERATIONS

**Jeff McLerran**

DIR., INTERNATIONAL OPERATIONS

**Patrick Walters**

ASST. DIR., MINOR LEAGUE OPERATIONS

**George Pappas**

ASST. DIR., MINOR LEAGUE OPERATIONS &

BASEBALL DEVELOPMENT

**Simon Rosenbaum**

SR. ADMINISTRATOR, MINOR LEAGUE &

INTERNATIONAL OPERATIONS

**Giovanna Rodriguez**

SR. ADVISOR, PLAYER DEVELOPMENT &

BASEBALL OPERATIONS

**Mitch Lukevics**

COORD., MINOR LEAGUE OPERATIONS

**Wilson Made**

COORD., MINOR LEAGUE &

INTERNATIONAL OPERATIONS

**Jeremy Sanders**

ASST., MINOR LEAGUE & BASEBALL OPERATIONS

**Isha Rahman**

LATIN AMERICAN CULTURAL COORD.

**Jairo De La Rosa**

ADVISOR, PLAYER EDUCATION

**Milton Jamail**

TEAM ASSISTANCE PROGRAM

**Vince Lodato**

## MINOR LEAGUE COORDINATORS



**MICHAEL  
JOHNS**

FIELD



**ALEJANDRO  
FREIRE**

FIELD



**ROLANDO  
GARZA**

PITCHING



**JORGE  
MONCADA**

PITCHING



**STEVE  
LIVESEY**

HITTING



**KYLE  
WILSON**

HITTING



**FRANK  
MALDONADO**

MGR., HITTING  
DEVELOPMENT



**TOMAS  
FRANCISCO**

CATCHING



**IVAN  
OCHOA**

INFIELD



**CHRIS  
CONSTANINE**

OUTFIELD &  
BASERUNNING



**JOSH  
KOZUCH**

MENTAL  
PERFORMANCE



**MICHAEL  
O'TOOLE**

VIDEO



**ALEX  
ROTH**

MINOR LEAGUE  
NUTRITION



## TRAINING & EQUIPMENT STAFF



**MARTY  
BRINKER**

AFFILIATE MEDICAL  
COORDINATOR



**JOEL  
SMITH**

COMPLEX MEDICAL  
COORDINATOR



**CHRIS  
OSMOND**

STRENGTH &  
CONDITIONING  
COORDINATOR



**PAUL  
JONES**

ASST. STRENGTH &  
CONDITIONING  
COORDINATOR



**TIM  
McKECHNEY**

EQUIPMENT  
MANAGER



**SHANE  
ROSSETTI**

ASST. MINOR  
LEAGUE  
EQUIPMENT  
MANAGER



**SEAN  
JONES**

MINOR LEAGUE  
NUTRITION/  
CLUBHOUSE

## MENTAL PERFORMANCE COACHES



**KRIS  
GOODMAN**



**JENNIFER  
FERRITER**



**CARLA  
DIAZ**





# DURHAM BULLS

2021 RECORD: 86-44 (1st)



## BRADY WILLIAMS / MANAGER

**TENURE** This is his 23rd season in professional baseball, 13th as a manager. He joined the Rays on March 5, 2006.

Brady, 42, begins his third season managing Durham after five years at the helm for Montgomery...in the absence of playoffs, the Bulls were recognized as 2021 Triple-A champions based on their regular season record...the 86 wins were the most among all minor league teams, ahead of Rays affiliates Bowling Green (82) and Charleston (82)... following the season, was selected by *Baseball America* as the Best Managerial Prospect in Triple-A East and the Bulls were selected as the *Baseball America* Minor League Team of the Year...joined the Bulls on the heels of four consecutive Southern League postseason appearances...previously served one year as the manager of Charlotte (2013) and three years as the manager of Bowling Green (2010-12)...took his first managerial assignment at Hudson Valley in 2009...coached at Class-A Vero Beach in 2008 after serving the previous two years as a coach at Class-A Columbus (2007) and Southwest Michigan (2006)...selected by the Red Sox in the 45th round of the 1999 Amateur Draft, the former first baseman played five seasons of minor league ball with the Red Sox (1999-2001), Twins (2002) and Rays (2003) before joining the coaching ranks... appeared in 5 games in 2003 for Class-A Bakersfield, his final playing experience...Williams attended Pasco Hernando Community College and was a member of the 1991 Dunedin Little League team that advanced to the World Series...is the son of former Rays special instructor and big league manager Jimy Williams.

### MANAGERIAL CAREER

YEAR	CLUB	RECORD
2009	Hudson Valley (SS-A)	38-37
2010	Bowling Green (A)	61-78
2011	Bowling Green (A)	77-63
2012	Bowling Green (A)	80-60
2013	Charlotte (A)	67-65
2014	Montgomery (AA)	66-74
2015	Montgomery (AA)	77-61

YEAR	CLUB	RECORD
2016	Montgomery (AA)	76-64
2017	Montgomery (AA)	76-64
2018	Montgomery (AA)	79-61
2019	Durham (AAA)	75-64
2021	Durham (AAA)	86-44
<b>Totals</b>		<b>858-735</b>

### DURHAM BULLS STAFF



**BRIAN REITH**

PITCHING COACH



**WILL BRADLEY**

HITTING COACH



**REINALDO RUIZ**

BENCH COACH



**SCOTT THURSTON**

ATHLETIC TRAINER



**KRIS RUSSELL**

ATHLETIC TRAINER



**CARLOS GONZALEZ**

CONDITIONING COACH

NOT PICTURED: MATT BENNETT (ASSISTANT, BASEBALL DEVELOPMENT), PAT PHELAN (CLUBHOUSE MANAGER)





# MONTGOMERY BISCUITS

2021 RECORD: 62-55 (2nd)



## MORGAN ENSBERG / MANAGER

**TENURE** This is his 29th season in professional baseball, fifth as a manager. He joined the Rays on January 1, 2019.

Morgan, 46, begins his third season managing Montgomery...in 2021, led the Biscuits to the Double-A South Championship Series but lost in the decisive Game 5...marked Montgomery's first Championship Series appearance since winning back-to-back titles in 2006-07...led the Biscuits to a franchise-record 88 wins in 2019, earning Southern League Manager of the Year honors...the 88 wins were the 2nd-most among all minor league teams behind Class-A Delmarva (90) of the Orioles organization...joined the Rays after managing for two seasons in the Astros system, with Class-A Buies Creek in the Carolina League in 2018 and Short-A Tri-City in the New York-Penn League in 2017...spent the 2016 season as the Astros minor league mindset coach, the 2014-15 seasons as the Astros minor league special assignment coach and the 2013 season as the infield coach at Class-A Lancaster...joined the coaching ranks in 2011 and spent two seasons as a hitters and infielders coach for the University of California San Diego...played parts of eight seasons in the majors with the Astros (2000, 2002-07), Padres (2007) and Yankees (2008)...named the Astros MVP in 2005, when they won the NL pennant...came to Rays camp as a non-roster invite in 2009, but was released at the end of spring training.

### CAREER BATTING

	AVG	G	AB	R	H	2B	3B	HR	RBI	BB	SO	SB
Major League Totals	.263	731	2204	340	579	102	10	110	347	332	436	22

### MANAGERIAL CAREER

YEAR	CLUB	RECORD	YEAR	CLUB	RECORD
2017	Tri-City (SS-A)	34-39	2021	Montgomery (AA)	62-55
2018	Buies Creek (A)	80-57	<b>Totals</b>		<b>264-201</b>
2019	Montgomery (AA)	88-50			

## MONTGOMERY BISCUITS STAFF



**JIM PADUCH**

PITCHING COACH



**WUARNNER RINCONES**

HITTING COACH



**SEAN SMEDLEY**

BENCH COACH



**JAMES RAMSDELL**

ATHLETIC TRAINER



**JAMES MCCALLIE**

CONDITIONING COACH

NOT PICTURED: BILL SHACKELFORD (CLUBHOUSE MANAGER)





# BOWLING GREEN HOT RODS

2021 RECORD: 82-36 (1st)



## JEFF SMITH / MANAGER

**TENURE** This is his 28th season in professional baseball, 14th as a manager. He joined the Rays on December 8, 2018.

Jeff, 47, begins his second season with Bowling Green...led the Hot Rods to a league championship in 2021, their first season under the High-A classification...the 82 wins tied for 2nd among all minor league teams...following the season, was selected by *Baseball America* as the Best Managerial Prospect in High-A East...spent one season with Charlotte, leading the Stone Crabs to the league's best record in 2019...joined the Rays after two seasons in the majors as first base coach for the Twins, where he also assisted with catching and baserunning...managed in the Twins organization for Class-A Fort Myers (2008-09, 2015-16), Double-A New Britain (2010-14) and Class-A Beloit (2006-07) and coached for the GCL Twins in 2005...named FSL Manager of the Year in 2009, leading the Miracle to an 80-58 record...selected by the Twins in the 1995 Amateur Draft and played in the organization through the 2002 season...also played minor league ball in the Red Sox (2003) and Rangers (2004) organizations...totaled 658 games in the minors before suffering a career-ending left knee injury.

### MANAGERIAL CAREER

YEAR	CLUB	RECORD
2006	Beloit (A)	39-31
2007	Beloit (A)	35-35
2008	Fort Myers (A)	77-59
2009	Fort Myers (A)	80-58
2010	New Britain (AA)	44-98
2011	New Britain (AA)	72-70
2012	New Britain (AA)	75-67

YEAR	CLUB	RECORD
2013	New Britain (AA)	66-76
2014	New Britain (AA)	73-69
2015	Fort Myers (A)	76-63
2016	Fort Myers (A)	70-68
2019	Charlotte (A)	82-53
2021	Bowling Green (A)	82-36
<b>Totals</b>		<b>871-783</b>

## BOWLING GREEN HOT RODS STAFF



**ALBERTO BASTARDO**  
PITCHING COACH



**PAUL ROZZELLE**  
HITTING COACH



**SKEETER BARNES**  
BENCH COACH



**TSUTOMU KAMIYA**  
ATHLETIC TRAINER



**JORDAN BROWN**  
CONDITIONING COACH

NOT PICTURED: JACOB OSBORNE (CLUBHOUSE MANAGER)





## CHARLESTON RIVERDOGS

2021 RECORD: 82-38 (1st)

**BLAKE BUTERA** / MANAGER

**TENURE** This is his eighth season in professional baseball, fourth as a manager. He joined the Rays as a coach on April 1, 2017.

Blake, 29, begins his second season as manager of Charleston after two seasons at the helm for Hudson Valley...led the RiverDogs to a league championship in 2021, the first league crown for any Charleston affiliated baseball franchise since 1922...the 82 wins tied for 2nd among all minor league teams behind Durham (86)...led Hudson Valley to a postseason berth in both seasons there, including a league-most 45 wins in 2018 and a share of the league's best record in 2019...coached with the Leones del Escogido in the Dominican Winter League following the cancellation of the 2020 minor league season...assisted with extended spring training in 2018, rotating managerial duties ahead of the New York-Penn League season...began his coaching career with Princeton in 2017...selected by the Rays in the 35th round of the 2015 Amateur Draft out of Boston College...appeared in 80 minor league games over two seasons before he was released on March 29, 2017...at Boston College, was voted team captain his senior year and finished his career as the Eagles' all-time leader in walks (112) and at-bats (774)...his father, Barry, reached Triple-A with the Red Sox and his brother, Barry, spent two seasons in the Astros minor league system after being selected out of Boston College in the 2009 Amateur Draft.

**MANAGERIAL CAREER**

YEAR	CLUB	RECORD
2018	Hudson Valley (SS-A)	45-30
2019	Hudson Valley (SS-A)	43-32
2021	Charleston (A)	82-38
<b>Totals</b>		<b>170-100</b>

**CHARLESTON RIVERDOGS STAFF****R.C. LICHTENSTEIN**PITCHING  
COACH**PERRY ROTH**HITTING  
COACH**FRANK JAGODA**

BENCH COACH

**RUBÉN SANTIAGO**ATHLETIC  
TRAINER**MIA SALVEMINI**CONDITIONING  
COACH**NOT PICTURED:** STEVE BERHALTER (CLUBHOUSE MANAGER)



# FCL RAYS

2021 RECORD: 42-15 (1st)



## RAFAEL VALENZUELA / MANAGER

TENURE **This is his 11th season in professional baseball, third as a manager.**

Rafael, 34, enters his third season managing the FCL Rays...led them to a 42-15 record in 2021, the best record in the league and the best winning pct. (.737) among domestic rookie affiliates...has served as a coach for three different affiliates, most recently with Princeton in 2018...for the second half of the 2017 season, he replaced Craig Albernaz, who was named manager of Hudson Valley, on the Durham coaching staff...spent the first half of the 2017 season traveling with the major league Rays and throwing batting practice...began his coaching career with the GCL Rays in 2016 following a four-year playing career in the Astros organization (2010-13).

### MANAGERIAL CAREER

YEAR	CLUB	RECORD
2019	GCL Rays (R)	25-28
2021	FCL Rays (R)	42-15
<b>Totals</b>		<b>67-43</b>

### DID YOU KNOW?


## ORGANIZATION 20-GAME HITTING STREAKS

No Rays major leaguer has ever compiled a hitting streak longer than the 19 games by Jason Bartlett, who in 2009 broke the former team record (Quinton McCracken's 18 in 1998). However, 15 minor leaguers have achieved streaks of at least 20 games within a season:

- |   |  |
|---|--|
| 28 Aubrey Huff, Orlando<br>8/10/99 - 9/7/99       | 21 Hak-Ju Lee, Montgomery<br>6/17/12 - 7/11/12   |
| 27 Darnell McDonald, Durham<br>6/23/06 - 7/24/06  | 20 Mike Brosseau, Durham<br>5/10/19 - 6/1/19     |
| 25 Wander Franco, Princeton<br>6/23/18 - 7/25/18  | 20 Juan García, DSL Rays 1<br>6/27/18 - 8/6/18   |
| 24 Francisco Leandro, Visalia<br>7/12/05 - 8/5/05 | 20 Joey Gomes, Visalia<br>7/4/05 - 7/24/05       |
| 22 Jake Cronenworth, Charlotte<br>4/6/17 - 5/1/17 | 20 Colt Simmons, Charleston<br>4/13/04 - 5/8/04  |
| 22 Matt Diaz, Durham<br>6/20/04 - 7/11/04         | 20 Jason Pridie, Princeton<br>7/3/02 - 7/24/02   |
| 22 Joey Gomes, Bakersfield<br>5/7/03 - 5/29/03    | 20 Carl Crawford, Charleston<br>4/18/00 - 5/9/00 |
| 22 Marcus McCain, Butte<br>7/23/96 - 8/14/96      |  |



## FLORIDA COMPLEX LEAGUE RAYS STAFF



**JOSÉ GONZALEZ**  
 PITCHING COACH



**LEVI ROMERO**  
 PITCHING COACH



**MARTY DEMERRITT**  
 PITCHING COACH



**STEVE WATSON**  
 REHAB PITCHING COACH



**JAMIE NELSON**  
 HITTING COACH



**MANNY CASTILLO**  
 HITTING COACH



**ALEJANDRO SEGOVIA**  
 HITTING COACH



**HEZ RANDOLPH**  
 HITTING COACH



**ESTEBAN GONZÁLEZ**  
 COACH



**JIM MORRISON**  
 COACH



**HECTOR TORRES**  
 COACH



**RONNIE RICHARDSON**  
 COACH



**GERMÁN MELÉNDEZ**  
 COACH




**PETER WALUKIEWICZ**  
 ATHLETIC TRAINER



**HALEE WILLIAMS**  
 ATHLETIC TRAINER



**SIERRA HAKANSON**  
 ATHLETIC TRAINER



**NICK FACIANA**  
 ATHLETIC TRAINER



**GARRETT HUDSON**  
 CONDITIONING COACH



**ANDREW MITCHELL**  
 CONDITIONING COACH

NOT PICTURED: JOHN HORAZ (CLUBHOUSE MANAGER), JOE HARRY (CLUBHOUSE MANAGER)

### DID YOU KNOW?

## 162 LANDING

In 2012, the Rays introduced a new seating area to commemorate the team's dramatic clinching of the 2011 AL Wild Card in Game 162, the final day the regular season. The Seminole Hard Rock Tampa 162 Landing is located off Left Field Street at the point where Evan Longoria's 12th-inning walk-off home run landed, clinching the Rays third postseason berth. The entrance to the area is open to the public, and includes a timeline chronicling the events at Tropicana Field and Oriole Park at Camden Yards from that historic evening. The area also features a screen with video highlights and interviews, as well as unique photos and displays, all surrounding Game 162.





# DSL TAMPA BAY

2021 RECORD: 29-30 (4th)

## DOMINICAN SUMMER LEAGUE COORDINATORS

HITTING COORDINATOR  
**Rafael Guerrero**

STRENGTH & CONDITIONING COORD.  
**César Gutiérrez**

MEDICAL ADMINISTRATOR  
**Oscar Orengo**

VIDEO ASSISTANT  
**Luis Medina**



## HÉCTOR GIMÉNEZ / MANAGER

**TENURE** This is his 18th season in professional baseball, first as a manager.

Giménez, 39, enters his first managerial season after joining the coaching ranks as an assistant hitting coach and catching instructor for the DSL Rays 1 in 2021...his playing career ended after spending the 2016-18 offseasons in the Venezuelan Winter League...played professionally for 16 seasons, including a combined 37 games in the majors with the White Sox (2012-13), Dodgers (2011) and Astros (2006)...the former catcher was signed by then-Astros scout Andres Reiner in July 1999 and spent nine seasons in the Astros organization...missed the entire 2007 season following surgery to repair a partially torn labrum in his right shoulder...came to Rays camp as a non-roster invite in 2008 and split the season between Triple-A Durham and Class-A Vero Beach, totaling 81 games between the two levels...spent the next two seasons (2009-10) in the Pirates system before joining the Dodgers (2011), White Sox (2012-14), Blue Jays (2014) and Brewers (2014) organizations.

### CAREER BATTING

	AVG	G	AB	R	H	2B	3B	HR	RBI	BB	SO	SB
Major League Totals	.216	37	88	9	19	4	0	2	11	7	29	0

## DOMINICAN SUMMER LEAGUE TAMPA BAY STAFF



**LUIS URENA**  
PITCHING  
COACH



**JIMINSON NATERA**  
HITTING  
COACH



**ELVIN DEL ROSARIO**  
OUTFIELD/  
BASERUNNING  
COACH



**EVER PEREZ**  
ATHLETIC  
TRAINER

**NOT PICTURED:** EDGAR ALFONZO (ASST. PITCHING COACH), ALBERT LANTIGUA (CATCHING COACH), HENRY LUGO (INFIELD COACH), JULIO PULIDO (STRENGTH & CONDITIONING COACH)



DOMINICAN SUMMER LEAGUE / ROOKIE



# DSL RAYS

2021 RECORD: 28-31 (5th)



## JULIO ZORRILLA / MANAGER

TENURE **This is his 22nd season in professional baseball, 13th as a manager.**

Julio, 50, will serve as a manager for the DSL Rays for the 13th straight season...the 2009 season was his first as a manager...served as the infield coach for the DSL Rays in 2007-08...former second baseman played six years in the Mets organization (1993-98)...signed on July 12, 1992 by Mets scout Eddy Toledo, the Rays former director of operations in the Dominican Republic...played 1993-94 for the DSL Mets...was named a South Atlantic League All-Star in 1995 for Capital City...the San Pedro de Macoris, D.R., native attended Jose Joaquin High School...Julio and his wife, Yesenia Castro, have three daughters: Samasly, Yuliana and Asly.

### MANAGERIAL CAREER

YEAR	CLUB	RECORD
2009	DSL Rays (R)	30-37
2010	DSL Rays (R)	42-30
2011	DSL Rays (R)	35-35
2012	DSL Rays (R)	28-42
2013	DSL Rays (R)	36-35
2014	DSL Rays (R)	30-40
2015	DSL Rays (R)	38-34

YEAR	CLUB	RECORD
2016	DSL Rays 1 (R)	34-35
2017	DSL Rays 2 (R)	41-30
2018	DSL Rays 2 (R)	44-27
2019	DSL Rays 2 (R)	46-24
2021	DSL Rays 2 (R)	28-31
<b>Totals</b>		<b>432-400</b>

DID YOU KNOW?

## REMEMBERING A TRAILBLAZER



**Andrés Reiner** passed away on Aug 3, 2016, at age 80. Hired by the organization in 2006, Andrés was instrumental in reorganizing how the Rays approached recruiting and signing players in Latin America. He played a major role in the building of the Rays academies in Venezuela and the Dominican Republic.

Andrés transformed how baseball was scouted in Venezuela when he opened the country's first baseball academy for the Astros in 1989. Though many are aware of the 25 young men from that program who reached the big leagues, including Johan Santana, Bobby Abreu and Carlos Guillén, fewer know about the managers and coaches in minor league baseball who were influenced by

Andrés. The Rays have several staff members who were signed by Andrés as players, including field coordinator Alejandro Freire, pitching coordinator Jorge Moncada, Durham bench coach Reinaldo Ruiz, FCL Rays coach Germán Meléndez and DSL Tampa Bay manager Héctor Giménez.

Andrés pioneered the cultural transition programs in professional baseball. These are programs the Rays have established for young men signed in Latin America. The Rays stand with many others in tribute to a man who dedicated his life to growing our game and mentoring others to do the same.



## DOMINICAN SUMMER LEAGUE RAYS STAFF



**JOSÉ SÁNCHEZ**

PITCHING COACH



**YOMELBIN ALMONTE**

ASST. PITCHING COACH



**OMAR LUNA**

HITTING COACH



**ELEARDO CABRERA**

ASST. COACH



**WILMER DOMINGUEZ**

CATCHING COACH



**PABLO PACHECO**

ATHLETIC TRAINER



**CÉSAR NAVARRO**

ASST. ATHLETIC TRAINER



**LUIS MARTE**

STRENGTH & CONDITIONING COACH

**NOT PICTURED:** FRANCISCO LEANDRO (ASST. HITTING COACH), ROINER MICET (STRENGTH & CONDITIONING COACH)

### DID YOU KNOW?

#### ORGANIZATION CYCLES

Matt Quatraro	July 6, 1997 with Charleston
José Guillén	April 22, 2000 with Durham
Matt Diaz	June 14, 2000 with St. Petersburg
Luis De Paula	July 21, 2000 with Hudson Valley
Gabriel Martinez	July 26, 2002 with Princeton
Elliot Johnson	Sep 15, 2006 with Montgomery
B.J. Upton	Oct 2, 2009 with Tampa Bay
Grant Kay	July 14, 2014 with Hudson Valley
Evan Longoria	Aug 1, 2017 with Tampa Bay
Willy Adames	April 23, 2018 with Durham
Freddvil Chevez	June 15, 2018 with DSL Rays 2
Wander Franco	July 14, 2018 with Princeton
Brett Sullivan	June 5, 2019 with Montgomery
Jim Haley	Aug 23, 2019 with Montgomery
Garrett Whitley	June 8, 2021 with Montgomery



# 2022 MINOR LEAGUE SCHEDULES

## DURHAM BULLS / INTERNATIONAL LEAGUE

### APRIL

5-10 @Nashville  
 12-17 Jacksonville  
 19-24 @Norfolk  
 26-30 Memphis  
**MAY**  
 1 Memphis  
 3-8 @Buffalo  
 10-15 Gwinnett  
 17-22 @Jacksonville

24-29 Charlotte  
 30 Nashville  
**JUNE**  
 1-5 Nashville  
 7-12 @Memphis  
 14-19 Louisville  
 21-26 @Jacksonville  
 28-30 @Charlotte  
**JULY**  
 1-3 @Charlotte

4 Memphis  
 6-10 Memphis  
 12-17 @Gwinnett  
 18-21 All-Star Break  
 22-24 Norfolk  
 26-31 Lehigh Valley  
**AUGUST**  
 2-7 Worcester  
 9-14 Jacksonville  
 16-21 @Norfolk

23-28 Nashville  
 30-31 @Charlotte  
**SEPTEMBER**  
 1-4 @Charlotte  
 5 Scranton/WB  
 7-11 Scranton/WB  
 13-18 @Gwinnett  
 20-25 Norfolk  
 26-28 @Charlotte

## MONTGOMERY BISCUITS / SOUTHERN LEAGUE

### APRIL

8-10 @Mississippi  
 12-17 Tennessee  
 19-24 @Pensacola  
 26-30 Mississippi  
**MAY**  
 1 Mississippi  
 3-8 Biloxi  
 10-15 @Tennessee  
 17-22 Pensacola

24-29 @Biloxi  
 30 @Mississippi  
**JUNE**  
 1-5 @Mississippi  
 7-12 Chattanooga  
 14-19 @Rocket City  
 21-26 Mississippi  
 28-30 @Pensacola  
**JULY**  
 1-3 @Pensacola

4 Biloxi  
 6-10 Biloxi  
 12-17 @Birmingham  
 18-21 All-Star Break  
 22-24 Mississippi  
 26-31 @Biloxi  
**AUGUST**  
 2-7 Pensacola  
 9-14 @Chattanooga  
 16-21 Biloxi

23-28 @Pensacola  
 30-31 Birmingham  
**SEPTEMBER**  
 1-4 Birmingham  
 6-11 Rocket City  
 13-18 @Mississippi

## BOWLING GREEN HOT RODS / SOUTH ATLANTIC LEAGUE

### APRIL

8-10 Asheville  
 12-16 @Hickory  
 19-24 Rome  
 26-30 @Brooklyn  
**MAY**  
 1 @Brooklyn  
 3-8 @Wilmington  
 10-15 Jersey Shore  
 17-22 @Greensboro

24-29 Brooklyn  
 31 @Rome  
**JUNE**  
 1-5 @Rome  
 7-12 Hickory  
 14-19 Winston-Salem  
 21-26 @Greenville  
 28-30 @Asheville  
**JULY**  
 1-3 @Asheville

4 Hickory  
 6-10 Hickory  
 12-17 @Rome  
 18-21 All-Star Break  
 22-24 Asheville  
 26-31 @Greenville  
**AUGUST**  
 2-7 Greensboro  
 9-14 @Winston-Salem  
 16-21 Greenville

23-28 Rome  
 30-31 @Asheville  
**SEPTEMBER**  
 1-4 @Asheville  
 6-11 Greensboro

## CHARLESTON RIVERDOGS / CAROLINA LEAGUE

### APRIL

8-10 Myrtle Beach  
 12-17 Columbia  
 19-24 @Salem  
 26-30 @Fredericksburg  
**MAY**  
 1 @Fredericksburg  
 3-8 Fayetteville  
 10-15 @Myrtle Beach  
 17-22 Augusta

24-29 Delmarva  
 31 @Down East  
**JUNE**  
 1-5 @Down East  
 7-12 Salem  
 14-19 @Augusta  
 21-26 Columbia  
 28-30 @Myrtle Beach  
**JULY**  
 1-3 @Myrtle Beach

4 Augusta  
 6-10 Augusta  
 12-17 @Lynchburg  
 18-21 All-Star Break  
 22-24 Myrtle Beach  
 26-31 Down East  
**AUGUST**  
 2-7 @Columbia  
 9-14 Lynchburg  
 16-21 @Augusta

23-28 @Fayetteville  
 30-31 Myrtle Beach  
**SEPTEMBER**  
 1-4 Myrtle Beach  
 6-11 @Columbia



# MINOR LEAGUE SINGLE-SEASON LEADERS

## BATTING LEADERS

### Hits

Steve Cox, 1999	182
Delmon Young, 2005	176
Joey Gomes, 2005	172
Matt Diaz, 2001	172
Matt Diaz, 2003	170
Carl Crawford, 2000	170
Andrew Toles, 2013	169
Fernando Perez, 2006	168
Reid Brignac, 2006	167
Matt Diaz, 2004	167

### Home Runs

Kevin Witt, 2006	36
Scott McClain, 1998	34
Dan Johnson, 2010	30
Ryan Royster, 2007	30
Jonny Gomes, 2002	30
Earl Snyder, 2005	29
Ozzie Timmons, 2000	29
Luke Wilcox, 1999	29
Scott McClain, 1999	28
3 tied	27

### RBI

Steve Cox, 1999	127
Delmon Young, 2004	115
Scott McClain, 1998	109
Stephen Vogt, 2011	105
Scott McClain, 1999	104
Ozzie Timmons, 1999	104
Chris Nowak, 2006	103
Nate Lowe, 2018	102
Wes Bankston, 2004	101
3 tied	99

### Batting Avg. (min. 316 PA)

Jason Pridie, 2002	.368
Matt Diaz, 2003	.354
Stephen Vogt, 2010	.345
Steve Cox, 1999	.341
Toby Hall, 2001	.335
Joey Gathright, 2003	.334
Toby Hall, 2000	.333
Matt Diaz, 2004	.332
Jonathan Aranda, 2021	.331
Rocco Baldelli, 2002	.331

### Runs

Fernando Perez, 2006	123
Vidal Bruján, 2018	112
Steve Cox, 1999	107
Scott McClain, 1999	106
Jason Pridie, 2004	103
Jonny Gomes, 2002	102
Reid Brignac, 2006	100
Ozzie Timmons, 2000	100
Carl Crawford, 2000	99
2 tied	98

### Stolen Bases

Álex Sánchez, 1997	92
Joey Gathright, 2003	69
Andrew Toles, 2013	62
Ty Morrison, 2010	58
Fernando Perez, 2005	57
Vidal Bruján, 2018	55
Carl Crawford, 2000	55
Álex Sánchez, 2000	54
Desmond Jennings, 2009	52
4 tied	48

## PITCHING LEADERS

### Wins

Jake Faria, 2015	17
Heath Rollins, 2007	17
J.D. Martin, 2013	16
Blake Snell, 2015	15
Chris Mason, 2007	15
Andy Sonnanstine, 2006	15
6 tied	14

### Strikeouts

Matt Moore, 2011	210
Matt Moore, 2010	208
Joe Ryan, 2019	183
Andy Sonnanstine, 2005	178
Matt Moore, 2009	176
Jake McGee, 2007	175
Neal Frenndling, 2000	174
Brent Honeywell Jr., 2017	172
Jake McGee, 2006	171
Wade Davis, 2007	169

### Innings Pitched

Pablo Ortega, 1997	188.2
Andy Sonnanstine, 2006	185.2
Jim Magrane, 2001	182.0
Dan Wheeler, 1998	181.0
Andy Sonnanstine, 2005	180.2
Dylan Floro, 2014	178.2
Mark Malaska, 2001	174.2
Jason Standridge, 2002	173.0
Jim Magrane, 2000	173.0
2 tied	172.1

### ERA (min. 130 IP)

Blake Snell, 2015	1.41
Dylan Floro, 2013	1.77
Michael Plassmeyer, 2019	1.91
Matt Moore, 2011	1.92
Jake Faria, 2015	1.92
Darin Downs, 2009	2.23
Wade Davis, 2007	2.50
Heath Rollins, 2007	2.54
Chris Mason, 2007	2.57
Jason Standridge, 1999	2.57

### Saves

Evan Rust, 2002	31
Brad Schreiber, 2015	30
Lee Gardner, 2003	30
John Daniels, 1997	29
Josh Parker, 2003	28
Eddy Reyes, 1999	27
Neal Frontz, 2008	26
Billy Taylor, 2000	26
Eddie Gaillard, 1999	26
2 tied	25





# BASEBALL AMERICA AWARDS

## TOP 30 RAYS PROSPECTS / ENTERING 2022

1. Shane Baz, RHP	11. Carlos Colmenarez, INF	21. Tommy Romero, RHP
2. Josh Lowe, OF	12. Seth Johnson, RHP	22. René Pinto, C
3. Vidal Bruján, INF/OF	13. Sandy Gaston, RHP	23. Kameron Misner, OF
4. Taj Bradley, RHP	14. Ian Seymour, LHP	24. Calvin Faucher, RHP
5. Curtis Mead, INF	15. Colby White, RHP	25. Osleivis Basabe, INF
6. Greg Jones, INF	16. Cooper Kinney, INF	26. Ford Proctor, C/INF
7. Carson Williams, INF	17. JJ Goss, RHP	27. Blake Hunt, C
8. Xavier Edwards, INF	18. Nick Bitsko, RHP	28. Heriberto Hernández, OF
9. Cole Wilcox, RHP	19. Austin Shenton, INF	29. Alike Williams, INF
10. Willy Vasquez, INF	20. Jonathan Aranda, INF	30. Jayden Murray, RHP

## BEST TOOLS, ORGANIZATION / ENTERING 2022

<b>Best Hitter for Average</b>	Xavier Edwards	<b>Best Changeup</b>	Ian Seymour
<b>Best Power Hitter</b>	Curtis Mead	<b>Best Control</b>	Tommy Romero
<b>Best Strike-Zone Judgment</b>	Xavier Edwards	<b>Best Defensive Catcher</b>	Blake Hunt
<b>Best Athlete</b>	Vidal Bruján	<b>Best Defensive Infielder</b>	Alike Williams
<b>Best Fastball</b>	Shane Baz	<b>Best Infield Arm</b>	Carson Williams
<b>Best Curveball</b>	Calvin Faucher	<b>Best Defensive Outfielder</b>	Josh Lowe
<b>Best Slider</b>	Shane Baz	<b>Best Outfield Arm</b>	Josh Lowe

### DID YOU KNOW?

## TAMPA BAY ORGANIZATION CHAMPIONS

### YEAR TEAM (LEVEL)

1997	St. Petersburg (A)
1999	Orlando (AA) Hudson Valley (SS-A)
2002	Durham (AAA)
2003	Durham (AAA)
2006	Montgomery (AA)
2007	Columbus (A) Montgomery (AA)
2009	Durham (AAA) VSL Rays (R)
2011	VSL Rays (R)
2012	Hudson Valley (SS-A)

### YEAR TEAM (LEVEL)

2013	Durham (AAA)
2015	Charlotte (A)
2017	Durham (AAA) Hudson Valley (SS-A)
2018	Durham (AAA) Bowling Green (A) DSL Rays 1 (R)
2021	Durham (AAA) Bowling Green (A) Charleston (A) FCL Rays (R)



# MINOR LEAGUE AWARDS

## Pitcher of the Year

Dave Eiland	1998	Andy Sonnanstine	2006	Blake Snell	2014
Jason Standridge	1999	Wade Davis	2007	Blake Snell	2015
Jim Magrane	2000	David Price	2008	Brent Honeywell Jr.	2016
Joe Kennedy	2001	Jeremy Hellickson	2009	Yonny Chirinos	2017
Lance Carter	2002	Jeremy Hellickson	2010	Brock Burke	2018
Scott Autrey	2003	Matt Moore	2011	Joe Ryan	2019
Chad Orvella	2004	Chris Archer	2012	Shane Baz	2021
Jason Hammel	2005	Dylan Floro	2013		

## Player of the Year

Álex Sánchez	1998	Reid Brignac	2006	Johnny Field	2014
Steve Cox	1999	Ryan Royster	2007	Richie Shaffer	2015
Aubrey Huff	2000	Fernando Perez	2008	Casey Gillaspie	2016
Toby Hall	2001	Desmond Jennings	2009	Jesús Sánchez	2017
Rocco Baldelli	2002	Dan Johnson	2010	Nate Lowe	2018
Joey Gathright	2003	Stephen Vogt	2011	Wander Franco	2019
Delmon Young	2004	Todd Glaesmann	2012	Josh Lowe	2021
Delmon Young	2005	Andrew Toles	2013		

## Erik Walker Community Champion

Pat Cottrell	2007	Joe Cruz	2012	Miles Mastrobuoni	2017
Matt Spring	2008	Geoff Rowan	2013	Carl Chester	2018
Ryan Wiegand	2009	Jacob Faria	2014	Simon Rosenblum-Larson	2019
Stephen Vogt	2010	Mark Sappington	2015	Jim Haley	2021
Matt Hall	2011	Zac Law	2016		

### DID YOU KNOW?

## ERIK WALKER COMMUNITY CHAMPION AWARD

The Erik Walker Community Champion Award annually recognizes one Rays minor league player who exemplifies teamwork, sportsmanship and community involvement, attributes exhibited by Rays minor league pitcher Erik Walker, who died tragically in an October 2006 canoeing accident. Walker was drafted by the Rays in June 2006 and had just completed his first professional season with the Hudson Valley Renegades when his life was cut short on Oct 26, just 11 days after his 23rd birthday. Each of the Rays domestic minor league affiliates nominates a candidate for the award.



# MINOR LEAGUE HISTORY

## TRIPLE-A

TEAM	LEAGUE	YEAR(S)
Durham Bulls	International League/Triple-A East	1998-Current

## DOUBLE-A

TEAM	LEAGUE	YEAR(S)
Montgomery Biscuits	Southern League/Double-A South	2004-Current
Orlando Rays	Southern League	1999-2003

## HIGH-A (ADVANCED)

TEAM	LEAGUE	YEAR(S)
Bowling Green Hot Rods	South Atlantic League/High-A East	2021-Current
Charlotte Stone Crabs	Florida State League	2009-20
Vero Beach Devil Rays	Florida State League	2007-08
Visalia Oaks	California League	2005-06
Bakersfield Blaze	California League	2001-04
St. Petersburg Devil Rays	Florida State League	1997-2000

## CLASS-A (FULL SEASON)

TEAM	LEAGUE	YEAR(S)
Charleston (S.C.) RiverDogs	Carolina League/Low-A East	2021-Current
Bowling Green Hot Rods	Midwest League/South Atlantic League	2009-20
Columbus Catfish	South Atlantic League	2007-08
Southwest Michigan Devil Rays	Midwest League	2005-06
Charleston (S.C.) RiverDogs	Midwest League/South Atlantic League	1997-2004

## CLASS-A (SHORT SEASON)

TEAM	LEAGUE	YEAR(S)
Hudson Valley Renegades	New York-Penn League	1996-2020
Butte Copper Kings	Pioneer League	1996

## ROOKIE-LEVEL

TEAM	LEAGUE	YEAR(S)
FCL Rays/GCL Rays (Port Charlotte)	Florida Complex League/Gulf Coast League	2009-Current
DSL Rays	Dominican Summer League	2008-Current
Princeton Rays	Appalachian League	1997-2020
VSL Rays	Venezuelan Summer League	2008-15
GCL Devil Rays (St. Petersburg)	Gulf Coast League	1996-98



# MINOR LEAGUE PLAYERS

## ABENA, DEIVI / LEFT-HANDED PITCHER

BATS **Left**  
THROWS **Left**  
HEIGHT **6'4"**  
WEIGHT **160**

BORN **12/17/99** in Santo Domingo, DR  
RESIDES **Santo Domingo, DR**  
SIGNING SCOUT **Felix Fermin/Daniel Santana**  
ACQUIRED **Signed as free agent on November 6, 2019**

## AFANADOR, EMILIO / RIGHT-HANDED PITCHER

BATS **Right**  
THROWS **Right**  
HEIGHT **6'0"**  
WEIGHT **200**

BORN **2/10/03** in Ciudad Bolivar, VEN  
RESIDES **Ciudad Bolivar, VEN**  
SIGNING SCOUT **Carlos León**  
ACQUIRED **Signed as a free agent on June 29, 2021**

## ALBERTO, ALEXANDER / RIGHT-HANDED PITCHER

BATS **Right**  
THROWS **Right**  
HEIGHT **6'8"**  
WEIGHT **190**

BORN **11/2/01** in Santo Domingo, DR  
RESIDES **Villa Altigracia, DR**  
SIGNING SCOUT **Daniel Santana**  
ACQUIRED **Signed as free agent on November 25, 2019**

YEAR	CLUB	W	L	ERA	G	GS	CG	SHO	SV	IP	H	R	ER	HR	HB	BB-I	SO	WP	BK
2021	DSL Rays 1	1	2	4.21	14	2	0	0	0	25.2	25	17	12	0	4	19-0	21	15	0

## ALEXANDER, HILL / OUTFIELDER

BATS **Right**  
THROWS **Right**  
HEIGHT **6'1"**  
WEIGHT **220**

BORN **6/13/96** in Dallas, TX  
RESIDES **Arlington, TX**  
SIGNING SCOUT **Pat Murphy**  
ACQUIRED **Selected in the 28th round of the 2019 Amateur Draft**

YEAR	CLUB	AVG	G	AB	R	H	2B	3B	HR	RBI	SH	SF	HB	BB-I	SO	SB	CS	GDP	OBP	SLG
2019	Hudson Valley	.264	64	231	43	61	10	3	4	41	0	3	8	26-1	69	8	2	1	.354	.385
2020										Did Not Play										
2021	Charleston	.213	22	61	10	13	2	1	4	15	0	0	3	12-0	23	1	0	2	.368	.475
	Bowling Green	.325	53	166	37	54	9	0	14	41	2	3	2	19-0	59	7	2	1	.395	.633
<b>Minor League Totals</b>		<b>.279</b>	<b>139</b>	<b>458</b>	<b>90</b>	<b>128</b>	<b>21</b>	<b>4</b>	<b>22</b>	<b>97</b>	<b>2</b>	<b>6</b>	<b>13</b>	<b>57-1</b>	<b>151</b>	<b>16</b>	<b>4</b>	<b>4</b>	<b>.371</b>	<b>.487</b>

## ALFONZO, EMILIO / RIGHT-HANDED PITCHER

BATS **Right**  
THROWS **Right**  
HEIGHT **6'6"**  
WEIGHT **170**

BORN **8/2/00** in Carúpano, VEN  
RESIDES **Carúpano, VEN**  
SIGNING SCOUT **Edward Rojas/Marlon Roche/Ronnie Blanco**  
ACQUIRED **Signed as free agent on March 27, 2017**

YEAR	CLUB	W	L	ERA	G	GS	CG	SHO	SV	IP	H	R	ER	HR	HB	BB-I	SO	WP	BK	
2017	DSL Rays 2	5	0	1.78	14	1	0	0	0	30.1	10	8	6	0	4	24-0	24	4	0	
	DSL Rays 1	0	0	0.00	1	0	0	0	0	1.1	0	0	0	0	0	0-0	0	0	0	
2018	DSL Rays 2	1	3	2.82	13	11	0	0	0	51.0	42	25	16	0	3	26-0	45	6	0	
2019	GCL Rays	3	2	4.11	11	5	0	0	0	35.0	25	16	16	1	6	31-0	32	3	0	
2020										Did Not Pitch										
2021										Injured—Did Not Pitch										
<b>Minor League Totals</b>		<b>9</b>	<b>5</b>	<b>2.91</b>	<b>39</b>	<b>17</b>	<b>0</b>	<b>0</b>	<b>0</b>	<b>117.2</b>	<b>77</b>	<b>49</b>	<b>38</b>	<b>1</b>	<b>13</b>	<b>81-0</b>	<b>101</b>	<b>13</b>	<b>0</b>	



**ALLEN, LOGAN** / OUTFIELDER

BATS **Right**  
THROWS **Right**  
HEIGHT **5'10"**  
WEIGHT **190**

BORN **8/13/98** in **Bryant, AR**  
RESIDES **Benton, AR**  
SIGNING SCOUT **Jonathan Hall**  
ACQUIRED **Selected in the 14th round of the 2019 Amateur Draft**

YEAR	CLUB	AVG	G	AB	R	H	2B	3B	HR	RBI	SH	SF	HB	BB-I	SO	SB	CS	GDP	OBP	SLG
2019	Princeton	.300	3	10	2	3	0	0	0	0	0	0	0	2-0	2	0	1	0	.417	.300
2020		Did Not Play																		
2021	FCL Rays	.200	10	30	10	6	0	0	0	5	0	0	0	6-0	5	4	0	1	.333	.200
<b>Minor League Totals</b>		<b>.225</b>	<b>13</b>	<b>40</b>	<b>12</b>	<b>9</b>	<b>0</b>	<b>0</b>	<b>0</b>	<b>5</b>	<b>0</b>	<b>0</b>	<b>0</b>	<b>8-0</b>	<b>7</b>	<b>4</b>	<b>1</b>	<b>1</b>	<b>.354</b>	<b>.225</b>

**ALMONTE, ADRIAN** / LEFT-HANDED PITCHER

BATS **Left**  
THROWS **Left**  
HEIGHT **6'5"**  
WEIGHT **190**

BORN **3/4/03** in **Monte Plata, DR**  
RESIDES **Monte Plata, DR**  
SIGNING SCOUT **Felix Fermin Jr./Daniel Santana**  
ACQUIRED **Signed as a free agent on June 18, 2021**

**ÁLVAREZ, ROBERTO** / CATCHER

BATS **Right**  
THROWS **Right**  
HEIGHT **5'11"**  
WEIGHT **150**

BORN **7/28/99** in **Puerto La Cruz, VEN**  
RESIDES **Maracay, VEN**  
SIGNING SCOUT **Marlon Roche/Ronnie Blanco**  
ACQUIRED **Signed as a free agent on August 10, 2015**

YEAR	CLUB	AVG	G	AB	R	H	2B	3B	HR	RBI	SH	SF	HB	BB-I	SO	SB	CS	GDP	OBP	SLG
2016	DSL Rays 2	.291	43	158	11	46	6	1	0	20	0	2	6	13-0	25	2	2	5	.363	.342
2017	GCL Rays	.221	39	136	15	30	5	1	0	13	2	1	4	7-0	22	2	0	1	.277	.272
2018	Princeton	.320	44	169	19	54	12	1	2	13	0	0	0	8-0	16	2	1	10	.350	.438
2019	Bowling Green	.249	102	377	30	94	13	3	3	42	1	4	7	17-0	70	2	0	11	.291	.324
2020		Did Not Play																		
2021	Bowling Green	.333	26	78	13	26	4	0	1	16	0	0	4	14-1	14	1	0	3	.458	.423
	FCL Rays	.143	6	21	4	3	0	0	0	1	0	0	0	4-0	7	0	0	0	.280	.143
<b>Minor League Totals</b>		<b>.269</b>	<b>260</b>	<b>939</b>	<b>92</b>	<b>253</b>	<b>40</b>	<b>6</b>	<b>6</b>	<b>105</b>	<b>3</b>	<b>7</b>	<b>21</b>	<b>63-1</b>	<b>154</b>	<b>9</b>	<b>3</b>	<b>30</b>	<b>.327</b>	<b>.344</b>

**ANDÚJAR, JORDY** / RIGHT-HANDED PITCHER

BATS **Right**  
THROWS **Right**  
HEIGHT **6'3"**  
WEIGHT **185**

BORN **2/25/03** in **Moca, DR**  
RESIDES **Moca, DR**  
SIGNING SCOUT **Remmy Hernandez/Daniel Santana**  
ACQUIRED **Signed as a free agent on June 16, 2021**

YEAR	CLUB	W	L	ERA	G	GS	CG	SHO	SV	IP	H	R	ER	HR	HB	BB-I	SO	WP	BK
2021	DSL Rays 2	1	0	1.35	12	0	0	0	1	20.0	9	4	3	0	1	17-0	24	6	1



## ANGEL, CONOR / RIGHT-HANDED PITCHER

BATS **Right**  
THROWS **Right**  
HEIGHT **6'6"**  
WEIGHT **195**

BORN **9/30/99** in **Lachine, CAN**  
RESIDES **Lachine, CAN**  
SIGNING SCOUT **Rickey Drexler**  
ACQUIRED **Selected in the 15th round of the 2021 Amateur Draft**

## APONTE, CÉSAR / INFIELDER

BATS **Right**  
THROWS **Right**  
HEIGHT **6'3"**  
WEIGHT **160**

BORN **7/6/02** in **Caracas, VEN**  
RESIDES **Barlovento, VEN**  
SIGNING SCOUT **William Bergolla**  
ACQUIRED **Signed as a free agent on July 16, 2018**

YEAR	CLUB	AVG	G	AB	R	H	2B	3B	HR	RBI	SH	SF	HB	BB-I	SO	SB	CS	GDP	OBP	SLG
2019	DSL Rays 1	.237	27	97	14	23	2	0	0	7	0	1	4	13-0	15	5	5	3	.348	.258
	DSL Rays 2	.217	28	92	13	20	7	0	0	12	0	2	4	9-0	14	3	3	1	.308	.293
2020														Did Not Play						
2021	DSL Rays 1	.318	49	176	28	56	12	2	0	26	0	1	7	13-1	37	13	8	10	.386	.409
<b>Minor League Totals</b>		<b>.271</b>	<b>104</b>	<b>365</b>	<b>55</b>	<b>99</b>	<b>21</b>	<b>2</b>	<b>0</b>	<b>45</b>	<b>0</b>	<b>4</b>	<b>15</b>	<b>35-1</b>	<b>66</b>	<b>21</b>	<b>16</b>	<b>14</b>	<b>.356</b>	<b>.340</b>

## ARIAS, GABRIEL / INFIELDER

BATS **Right**  
THROWS **Right**  
HEIGHT **5'11"**  
WEIGHT **170**

BORN **10/13/03** in **Invivienda, DR**  
RESIDES **Invivienda, DR**  
SIGNING SCOUT **Daniel Santana**  
ACQUIRED **Signed as a free agent on January 15, 2021**

YEAR	CLUB	AVG	G	AB	R	H	2B	3B	HR	RBI	SH	SF	HB	BB-I	SO	SB	CS	GDP	OBP	SLG
2021	DSL Rays 1	.250	26	56	7	14	6	0	0	7	0	0	3	8-0	27	4	2	1	.373	.357

## ARIZA, LUIS / INFIELDER

BATS **Right**  
THROWS **Right**  
HEIGHT **5'11"**  
WEIGHT **155**

BORN **5/8/04** in **Miranda, VEN**  
RESIDES **Miranda, VEN**  
SIGNING SCOUT **William Bergolla**  
ACQUIRED **Signed as a free agent on January 15, 2021**

YEAR	CLUB	AVG	G	AB	R	H	2B	3B	HR	RBI	SH	SF	HB	BB-I	SO	SB	CS	GDP	OBP	SLG
2021	DSL Rays 1	.255	45	153	25	39	10	1	3	24	0	2	3	15-0	47	4	4	2	.329	.392

## ARREDONDO, BALTAZAR / LEFT-HANDED PITCHER

BATS **Left**  
THROWS **Left**  
HEIGHT **6'1"**  
WEIGHT **175**

BORN **1/22/04** in **El Fuerte, MEX**  
RESIDES **Los Mohchis, MEX**  
SIGNING SCOUT **Danny Santana**  
ACQUIRED **Signed as a free agent on April 10, 2021**

YEAR	CLUB	W	L	ERA	G	GS	CG	SHO	SV	IP	H	R	ER	HR	HB	BB-I	SO	WP	BK
2021	DSL Rays 2	0	3	6.05	12	4	0	0	1	19.1	23	16	13	1	4	16-0	18	4	0



## AUER, MASON / OUTFIELDER

BATS **Right**  
 THROWS **Right**  
 HEIGHT **6'0"**  
 WEIGHT **210**

BORN **3/1/01** in Joplin, MO  
 RESIDES **Springfield, MO**  
 SIGNING SCOUT **Pat Murphy**  
 ACQUIRED **Selected in the fifth round of the 2021 Amateur Draft**

YEAR	CLUB	AVG	G	AB	R	H	2B	3B	HR	RBI	SH	SF	HB	BB-I	SO	SB	CS	GDP	OBP	SLG
2021	FCL Rays	.265	11	34	7	9	2	0	0	3	0	0	1	6-1	7	10	1	1	.390	.324

## AYALA JR., ALEX / LEFT-HANDED PITCHER

BATS **Left**  
 THROWS **Left**  
 HEIGHT **6'2"**  
 WEIGHT **205**

BORN **11/26/01** in Chiriqui, Panama  
 RESIDES **Gardner, MA**  
 SIGNING SCOUT **Victor Rodriguez**  
 ACQUIRED **Selected in the ninth round of the 2021 Amateur Draft**

YEAR	CLUB	W	L	ERA	G	GS	CG	SHO	SV	IP	H	R	ER	HR	HB	BB-I	SO	WP	BK
2021	FCL Rays	0	0	0.00	4	0	0	0	0	5.2	1	0	0	0	1	3-0	10	0	0

## AYBAR, NICANDRO / INFIELDER

BATS **Switch**  
 THROWS **Right**  
 HEIGHT **6'1"**  
 WEIGHT **165**

BORN **9/8/04** in Baní, DR  
 RESIDES **Baní, DR**  
 SIGNING SCOUT **Daniel Santana**  
 ACQUIRED **Signed as a free agent on January 15, 2022**

## BAKER, DRU / OUTFIELDER

BATS **Right**  
 THROWS **Right**  
 HEIGHT **5'11"**  
 WEIGHT **195**

BORN **3/22/00** in Tomball, TX  
 RESIDES **Tomball, TX**  
 SIGNING SCOUT **Pat Murphy**  
 ACQUIRED **Selected in the fourth round of the 2021 Amateur Draft**

YEAR	CLUB	AVG	G	AB	R	H	2B	3B	HR	RBI	SH	SF	HB	BB-I	SO	SB	CS	GDP	OBP	SLG
2021	FCL Rays	.289	12	45	8	13	2	2	0	10	0	0	1	3-0	9	6	0	0	.347	.422

## BARETE, CHRISTOPHER / OUTFIELDER

BATS **Left**  
 THROWS **Left**  
 HEIGHT **5'9"**  
 WEIGHT **155**

BORN **12/10/01** in San Pedro de Macoris, DR  
 RESIDES **San Pedro de Macoris, DR**  
 SIGNING SCOUT **Daniel Santana**  
 ACQUIRED **Signed as a free agent on August 29, 2018**

YEAR	CLUB	AVG	G	AB	R	H	2B	3B	HR	RBI	SH	SF	HB	BB-I	SO	SB	CS	GDP	OBP	SLG
2019	DSL Rays 1	.200	53	190	30	38	7	0	1	12	3	0	3	20-0	32	14	7	1	.286	.253
2020																				
2021	DSL Rays 1	.309	41	110	20	34	10	3	2	13	0	0	1	19-0	27	9	3	1	.415	.509
<b>Minor League Totals</b>		<b>.240</b>	<b>94</b>	<b>300</b>	<b>50</b>	<b>72</b>	<b>17</b>	<b>3</b>	<b>3</b>	<b>25</b>	<b>3</b>	<b>0</b>	<b>4</b>	<b>39-0</b>	<b>59</b>	<b>23</b>	<b>10</b>	<b>2</b>	<b>.335</b>	<b>.347</b>



## BARNHART, HUNTER / RIGHT-HANDED PITCHER

BATS **Right**  
THROWS **Right**  
HEIGHT **6'2"**  
WEIGHT **205**

BORN **2/14/02** in Paso Robles, CA  
RESIDES **Paso Robles, CA**  
SIGNING SCOUT **Greg Whitworth**  
ACQUIRED **Selected in the third round of the 2020 Amateur Draft**

## BARRAGAN, EDWIN / INFIELDER

BATS **Right**  
THROWS **Right**  
HEIGHT **5'7"**  
WEIGHT **160**

BORN **7/2/03** in Valencia, VEN  
RESIDES **Valencia, VEN**  
SIGNING SCOUT **Marlon Roche/William Bergolla**  
ACQUIRED **Signed as a free agent on July 2, 2019**

YEAR	CLUB	AVG	G	AB	R	H	2B	3B	HR	RBI	SH	SF	HB	BB-I	SO	SB	CS	GDP	OBP	SLG
2021	DSL Rays 2	.299	44	147	23	44	4	0	2	15	0	4	6	16-1	15	18	9	2	.382	.367

## BARREAT, ELIS / INFIELDER

BATS **Right**  
THROWS **Right**  
HEIGHT **5'9"**  
WEIGHT **160**

BORN **5/22/03** in La Victoria, VEN  
RESIDES **Maracay, VEN**  
SIGNING SCOUT **Marlon Roche/William Bergolla**  
ACQUIRED **Signed as a free agent on July 2, 2019**

## BARRIOS, ORLANDO / RIGHT-HANDED PITCHER

BATS **Right**  
THROWS **Right**  
HEIGHT **6'6"**  
WEIGHT **180**

BORN **8/27/01** in Anaco, VEN  
RESIDES **Anaco, VEN**  
SIGNING SCOUT **Carlos León**  
ACQUIRED **Signed as a free agent on June 15, 2018**

YEAR	CLUB	W	L	ERA	G	GS	CG	SHO	SV	IP	H	R	ER	HR	HB	BB-I	SO	WP	BK	
2019	DSL Rays 1	1	1	6.46	14	1	0	0	0	23.2	33	20	17	0	5	19-0	26	9	2	
2020		Did Not Pitch																		
2021	DSL Rays 2	3	3	4.25	13	10	0	0	0	48.2	44	27	23	3	8	13-0	37	4	2	
<b>Minor League Totals</b>		<b>4</b>	<b>4</b>	<b>4.98</b>	<b>27</b>	<b>11</b>	<b>0</b>	<b>0</b>	<b>0</b>	<b>72.1</b>	<b>77</b>	<b>47</b>	<b>40</b>	<b>3</b>	<b>13</b>	<b>32-0</b>	<b>63</b>	<b>13</b>	<b>4</b>	

## BASABE, OSLEIVIS / INFIELDER

BATS **Right**  
THROWS **Right**  
HEIGHT **6'1"**  
WEIGHT **165**

BORN **9/13/00** in Bobures, VEN  
RESIDES **Bobures, VEN**  
SIGNING SCOUT **Carlos Plaza (Rangers)**  
ACQUIRED **Via trade from Texas on December 10, 2020**

**2021** Hit .282/.347/.388 (83-for-294) with 3 HR and 36 RBI in 70 games between Low-A Charleston and High-A Bowling Green...his 6 3B tied Wander Franco for most among Rays minor leaguers...played 32 games for the Aguilas del Zulia in the Venezuelan Winter League...ranked by *Baseball America* as the No. 25 prospect in the Rays system following the season. **PERSONAL** Signed by the Rangers on Dec 23, 2017 out of Venezuela...acquired from the Rangers on Dec 10, 2020 in a six-player trade involving 1B/3B Nate Lowe...his younger brother, Edgar, was signed by the Rangers in January 2021.

YEAR	CLUB	AVG	G	AB	R	H	2B	3B	HR	RBI	SH	SF	HB	BB-I	SO	SB	CS	GDP	OBP	SLG
2018	DSL Rangers 1	.344	52	192	37	66	16	3	1	34	2	3	2	23-0	25	12	6	1	.414	.474
2019	AZL Rangers	.325	35	151	29	49	2	5	0	31	0	5	2	8-0	20	7	2	5	.355	.404
	Spokane	.300	2	10	0	3	0	0	0	1	0	0	0	0-0	1	0	0	0	.300	.300
2020		Did Not Play																		
2021	Bowling Green	.250	4	16	2	4	0	0	1	1	0	0	0	2-0	6	0	0	1	.333	.438
	Charleston	.284	66	278	51	79	10	6	2	35	1	2	2	26-1	39	18	4	10	.347	.385
<b>Minor League Totals</b>		<b>.311</b>	<b>159</b>	<b>647</b>	<b>119</b>	<b>201</b>	<b>28</b>	<b>14</b>	<b>4</b>	<b>102</b>	<b>3</b>	<b>10</b>	<b>6</b>	<b>59-1</b>	<b>91</b>	<b>37</b>	<b>12</b>	<b>17</b>	<b>.368</b>	<b>.416</b>





**BASTARDO, CRISTIAN** / RIGHT-HANDED PITCHER

BATS **Right**  
THROWS **Right**  
HEIGHT **6'2"**  
WEIGHT **190**

BORN **7/4/03** in **Sucre, VEN**  
RESIDES **Sucre, VEN**  
SIGNING SCOUT **Frank Tineo/William Bergolla**  
ACQUIRED **Signed as a free agent on November 16, 2021**

**BERGLUND, MICHAEL** / CATCHER

BATS **Left**  
THROWS **Right**  
HEIGHT **6'2"**  
WEIGHT **175**

BORN **7/18/97** in **Corpus Christi, TX**  
RESIDES **Corpus Christi, TX**  
SIGNING SCOUT **Pat Murphy**  
ACQUIRED **Selected in the eighth round of the 2018 Amateur Draft**

YEAR	CLUB	AVG	G	AB	R	H	2B	3B	HR	RBI	SH	SF	HB	BB-1	SO	SB	CS	GDP	OBP	SLG
2018	GCL Rays	.257	34	105	16	27	7	0	0	14	0	2	2	24-0	18	2	2	3	.398	.324
	Princeton	.250	1	4	1	1	0	0	0	1	0	0	0	1-0	1	0	0	0	.400	.250
	Hudson Valley	.200	2	5	2	1	0	0	0	2	0	1	0	4-0	3	0	0	0	.500	.200
2019														Injured—Did Not Play						
2020														Did Not Play						
2021	Charleston	.196	50	158	23	31	6	0	1	26	0	6	7	27-0	61	2	0	2	.328	.253
<b>Minor League Totals</b>		<b>.221</b>	<b>87</b>	<b>272</b>	<b>42</b>	<b>60</b>	<b>13</b>	<b>0</b>	<b>1</b>	<b>43</b>	<b>0</b>	<b>9</b>	<b>9</b>	<b>56-0</b>	<b>83</b>	<b>4</b>	<b>2</b>	<b>5</b>	<b>.361</b>	<b>.279</b>

**BITSKO, NICK** / RIGHT-HANDED PITCHER

BATS **Right**  
THROWS **Right**  
HEIGHT **6'4"**  
WEIGHT **225**

BORN **6/16/02** in **Doylestown, PA**  
RESIDES **Doylestown, PA**  
SIGNING SCOUT **Zach Clark**  
ACQUIRED **Selected in the first round (24th overall) of the 2020 Amateur Draft**

**2021** Missed the entire season while recovering from labrum surgery...ranked by *Baseball America* as the No. 18 prospect in the Rays system following the season. **2020** Was on the Instructional League roster but did not pitch... underwent surgery on Dec 1 to repair a labrum issue in his right shoulder...ranked by *Baseball America* as the No. 10 prospect in the Rays system following the season. **PERSONAL** Selected out of Central Bucks East (Penn.) High School...went 4-2 with a 1.27 ERA (33-IP, 6-ER) and 68 SO over his freshman and sophomore high school seasons, and entered the 2020 season as Pennsylvania's reigning Gatorade Baseball Player of the Year and a Perfect Game pre-season All-American...in January 2020, announced his decision to graduate from high school early, making him eligible for the 2020 Amateur Draft...at the time of his reclassification, was ranked by *Baseball America* as the No. 1 prospect in their 2021 high school draft rankings...committed to pitch at the University of Virginia before signing with the Rays.

**BOLDT, RYAN** / OUTFIELDER

BATS **Left**  
THROWS **Right**  
HEIGHT **6'2"**  
WEIGHT **210**

BORN **11/22/94** in **Red Wing, MN**  
RESIDES **Burnsville, MN**  
SIGNING SCOUT **Matt Alison**  
ACQUIRED **Selected in the second round of the 2016 Amateur Draft**

YEAR	CLUB	AVG	G	AB	R	H	2B	3B	HR	RBI	SH	SF	HB	BB-1	SO	SB	CS	GDP	OBP	SLG
2016	Hudson Valley	.218	43	170	17	37	5	1	1	15	0	1	5	10-0	24	8	9	1	.280	.276
	Charlotte	.295	120	440	60	130	22	6	5	62	2	6	7	39-1	89	23	6	8	.358	.407
2018	Montgomery	.274	62	241	40	66	12	6	7	34	0	3	5	24-1	58	12	2	2	.348	.461
2019														Injured—Did Not Play						
2020														Did Not Play						
2021	Durham	.260	85	300	38	78	21	2	11	42	0	2	3	33-1	98	12	1	11	.337	.453
<b>Minor League Totals</b>		<b>.270</b>	<b>310</b>	<b>1151</b>	<b>155</b>	<b>311</b>	<b>60</b>	<b>15</b>	<b>24</b>	<b>153</b>	<b>2</b>	<b>12</b>	<b>20</b>	<b>106-3</b>	<b>269</b>	<b>55</b>	<b>18</b>	<b>22</b>	<b>.339</b>	<b>.411</b>



## BRADLEY, TAJ / RIGHT-HANDED PITCHER

BATS **Right**  
 THROWS **Right**  
 HEIGHT **6'2"**  
 WEIGHT **190**

BORN **3/20/01** in Los Angeles, CA  
 RESIDES **Stone Mountain, GA**  
 SIGNING SCOUT **Milt Hill**  
 ACQUIRED **Selected in the fifth round of the 2018 Amateur Draft**

**2021** Split the season between Low-A Charleston and High-A Bowling Green, earning an Aug 3 promotion...went 12-3 with a 1.83 ERA (103.1-IP, 21-ER) in 23 apps (22 starts) between the two levels...led full-season minor leaguers in ERA, tied for 3rd in wins and ranked 8th in opp avg. (.181) and 9th in WHIP (0.93)...tied for the High-A East lead with 9 wins...led Rays minor leaguers in wins and ranked 3rd with 123 SO...named to the Rays Organizational All-Star Team by MLB.com and to *Baseball America's* Minor League All-Star Team...ranked by *Baseball America* as the No. 58 overall prospect in the minors following the season...was the No. 4 prospect in the Rays system...the publication also tabbed him as the Best Pitching Prospect in Low-A East in its Best Tools survey. **2020** Pitched in the Instructional League in October...ranked by *Baseball America* as the No. 21 prospect in the Rays system following the season.

**PERSONAL** Selected out of Redan (Ga.) High School, the same school that produced former All-Stars Brandon Phillips, Domonic Brown and Wally Joyner...committed to the University of South Carolina before signing with the Rays.

YEAR	CLUB	W	L	ERA	G	GS	CG	SHO	SV	IP	H	R	ER	HR	HB	BB-I	SO	WP	BK
2018	GCL Rays	1	4	5.09	10	9	0	0	0	23.0	26	18	13	1	7	12-0	24	4	1
2019	Princeton	2	5	3.18	12	11	0	0	0	51.0	42	29	18	4	2	19-1	57	6	0
2020										Did Not Pitch									
2021	Charleston	9	3	1.76	15	14	1	1	0	66.2	37	17	13	4	5	20-0	81	3	0
	Bowling Green	3	0	1.96	8	8	0	0	0	36.2	28	11	8	4	0	11-0	42	2	0
<b>Minor League Totals</b>		<b>15</b>	<b>12</b>	<b>2.64</b>	<b>45</b>	<b>42</b>	<b>1</b>	<b>1</b>	<b>0</b>	<b>177.1</b>	<b>133</b>	<b>75</b>	<b>52</b>	<b>13</b>	<b>14</b>	<b>62-1</b>	<b>204</b>	<b>15</b>	<b>1</b>

## BRECHT, BEN / LEFT-HANDED PITCHER

BATS **Left**  
 THROWS **Left**  
 HEIGHT **6'7"**  
 WEIGHT **225**

BORN **1/7/98** in Evanston, IL  
 RESIDES **Wilmette, IL**  
 SIGNING SCOUT **Greg Whitworth**  
 ACQUIRED **Selected in the fifth round of the 2019 Amateur Draft**

YEAR	CLUB	W	L	ERA	G	GS	CG	SHO	SV	IP	H	R	ER	HR	HB	BB-I	SO	WP	BK
2019	Hudson Valley	2	0	2.19	10	6	0	0	0	24.2	18	7	6	0	0	4-0	23	1	1
2020										Did Not Pitch									
2021	Charleston	5	3	3.23	19	16	0	0	0	75.1	58	32	27	9	1	14-0	70	2	0
<b>Minor League Totals</b>		<b>7</b>	<b>3</b>	<b>2.97</b>	<b>29</b>	<b>22</b>	<b>0</b>	<b>0</b>	<b>0</b>	<b>100.0</b>	<b>76</b>	<b>39</b>	<b>33</b>	<b>9</b>	<b>1</b>	<b>18-0</b>	<b>93</b>	<b>3</b>	<b>1</b>

## BRIGDEN, TREVOR / RIGHT-HANDED PITCHER

BATS **Left**  
 THROWS **Right**  
 HEIGHT **6'3"**  
 WEIGHT **210**

BORN **9/20/95** in Toronto, CAN  
 RESIDES **North York, CAN**  
 SIGNING SCOUT **Paul Kirsch**  
 ACQUIRED **Selected in the 17th round of the 2019 Amateur Draft**

YEAR	CLUB	W	L	ERA	G	GS	CG	SHO	SV	IP	H	R	ER	HR	HB	BB-I	SO	WP	BK
2019	Princeton	3	1	2.45	10	1	0	0	1	18.1	14	7	5	5	1	1-0	23	0	0
2020										Did Not Pitch									
2021	Charleston	1	1	3.27	6	0	0	0	2	11.0	6	5	4	0	1	4-1	25	0	0
	Bowling Green	6	0	2.97	23	1	0	0	1	36.1	24	15	12	6	1	7-2	42	0	0
	Durham	0	1	48.60	2	1	0	0	0	1.2	8	9	9	2	0	2-0	2	1	0
<b>Minor League Totals</b>		<b>10</b>	<b>3</b>	<b>4.01</b>	<b>41</b>	<b>3</b>	<b>0</b>	<b>0</b>	<b>4</b>	<b>67.1</b>	<b>52</b>	<b>36</b>	<b>30</b>	<b>13</b>	<b>3</b>	<b>14-3</b>	<b>92</b>	<b>1</b>	<b>0</b>



## BRUNDAGE, BEAU / OUTFIELDER

BATS **Left**  
THROWS **Right**  
HEIGHT **6'3"**  
WEIGHT **170**

BORN **4/29/97** in **Portland, OR**  
RESIDES **West Linn, OR**  
SIGNING SCOUT **Paul Kirsch**  
ACQUIRED **Selected in the 33rd round of the 2018 Amateur Draft**

YEAR	CLUB	AVG	G	AB	R	H	2B	3B	HR	RBI	SH	SF	HB	BB-I	SO	SB	CS	GDP	OBP	SLG
2018	Princeton	.228	30	101	15	23	1	1	0	4	0	2	4	7-0	34	4	1	0	.298	.257
2019	Bowling Green	.180	44	133	16	24	5	2	1	16	0	0	5	26-0	44	5	3	3	.335	.271
	Hudson Valley	.259	33	116	16	30	5	2	1	11	1	1	3	17-0	28	4	5	2	.365	.362
2020		Did Not Play																		
2021	FCL Rays	.182	8	22	6	4	0	1	1	3	0	0	2	4-0	12	1	0	0	.357	.409
	Charleston	.340	38	141	35	48	12	3	8	32	0	1	4	22-0	50	3	1	2	.440	.638
<b>Minor League Totals</b>		<b>.251</b>	<b>153</b>	<b>513</b>	<b>88</b>	<b>129</b>	<b>23</b>	<b>9</b>	<b>11</b>	<b>66</b>	<b>1</b>	<b>4</b>	<b>18</b>	<b>76-0</b>	<b>168</b>	<b>17</b>	<b>10</b>	<b>7</b>	<b>.365</b>	<b>.396</b>

## CALMES, NIGEL / RIGHT-HANDED PITCHER

BATS **Right**  
THROWS **Right**  
HEIGHT **6'1"**  
WEIGHT **175**

BORN **9/21/99** in **Paradera, Aruba**  
RESIDES **Orenjestad, Aruba**  
SIGNING SCOUT **Chairon Isenia/Steve Miller/Daniel Santana**  
ACQUIRED **Signed as a free agent on December 27, 2017**

YEAR	CLUB	W	L	ERA	G	GS	CG	SHO	SV	IP	H	R	ER	HR	HB	BB-I	SO	WP	BK
2021	DSL Rays 2	2	2	1.00	15	0	0	0	1	27.0	15	8	3	1	2	7-0	31	11	0

## CAMINERO, JUNIOR / INFIELDER

BATS **Right**  
THROWS **Right**  
HEIGHT **5'11"**  
WEIGHT **155**

BORN **7/5/03** in **Santo Domingo, DR**  
RESIDES **Santo Domingo, DR**  
SIGNING SCOUT **Amiro Santana (Cleveland)**  
ACQUIRED **Via trade from Cleveland on November 19, 2021**

YEAR	CLUB	AVG	G	AB	R	H	2B	3B	HR	RBI	SH	SF	HB	BB-I	SO	SB	CS	GDP	OBP	SLG
2021	DSL Cleveland Red	.295	43	146	26	43	8	0	9	33	0	3	2	20-2	28	2	0	1	.380	.534

## CANDELARIO, STIR / OUTFIELDER

BATS **Right**  
THROWS **Right**  
HEIGHT **6'0"**  
WEIGHT **185**

BORN **9/3/00** in **Santo Domingo, DR**  
RESIDES **Santo Domingo, DR**  
SIGNING SCOUT **Daniel Santana**  
ACQUIRED **Signed as a free agent on March 28, 2018**

YEAR	CLUB	AVG	G	AB	R	H	2B	3B	HR	RBI	SH	SF	HB	BB-I	SO	SB	CS	GDP	OBP	SLG
2018	DSL Rays 1	.255	54	196	31	50	11	3	2	23	2	2	4	22-0	57	4	4	2	.339	.372
2019	DSL Rays 1	.183	65	241	33	44	8	2	4	20	1	2	6	29-1	71	12	2	0	.284	.282
2020		Did Not Play																		
2021	FCL Rays	.125	15	48	3	6	0	1	0	1	0	0	0	8-0	19	0	0	0	.250	.167
<b>Minor League Totals</b>		<b>.206</b>	<b>134</b>	<b>485</b>	<b>67</b>	<b>100</b>	<b>19</b>	<b>6</b>	<b>6</b>	<b>44</b>	<b>3</b>	<b>4</b>	<b>10</b>	<b>59-1</b>	<b>147</b>	<b>16</b>	<b>6</b>	<b>2</b>	<b>.303</b>	<b>.307</b>



## CARDENAS, RUBEN / OUTFIELDER

BATS **Right**  
THROWS **Right**  
HEIGHT **6'2"**  
WEIGHT **210**

BORN **10/10/97** in Burbank, CA  
RESIDES **Santa Clarita, CA**  
SIGNING SCOUT **David Compton (Cleveland)**  
ACQUIRED **Via trade from Cleveland on July 28, 2019**

YEAR	CLUB	AVG	G	AB	R	H	2B	3B	HR	RBI	SH	SF	HB	BB-I	SO	SB	CS	GDP	OBP	SLG
2018	AZL Cleveland 1	.300	37	130	20	39	13	3	0	26	1	0	3	18-0	19	3	0	3	.397	.446
	Mahoning Valley	.385	5	13	5	5	2	0	0	4	0	0	0	5-0	1	0	1	0	.556	.538
2019	Lake County	.284	84	320	44	91	19	6	10	54	1	3	3	27-2	69	9	7	7	.343	.475
	Bowling Green	.234	30	111	14	26	5	1	3	16	0	1	2	13-2	21	2	3	3	.323	.378
2020		Did Not Play																		
2021	Bowling Green	.368	30	117	26	43	4	0	10	31	0	2	1	12-1	31	3	1	1	.424	.658
	Montgomery	.262	75	290	43	76	9	3	15	47	0	4	3	12-0	84	3	3	6	.294	.469
<b>Minor League Totals</b>		<b>.285</b>	<b>261</b>	<b>981</b>	<b>152</b>	<b>280</b>	<b>52</b>	<b>13</b>	<b>38</b>	<b>178</b>	<b>2</b>	<b>10</b>	<b>12</b>	<b>87-5</b>	<b>225</b>	<b>20</b>	<b>15</b>	<b>20</b>	<b>.348</b>	<b>.481</b>

## CARRERA, FAUSTINO / LEFT-HANDED PITCHER

BATS **Left**  
THROWS **Left**  
HEIGHT **5'10"**  
WEIGHT **165**

BORN **3/9/99** in Ciudad Obregón, MEX  
RESIDES **Ciudad Obregón, MEX**  
SIGNING SCOUT **Sergio Hernandez/Louie Eljaua (Cubs)**  
ACQUIRED **Selected from Chicago-NL in the Triple-A phase of the 2019 Rule 5 Draft**

YEAR	CLUB	W	L	ERA	G	GS	CG	SHO	SV	IP	H	R	ER	HR	HB	BB-I	SO	WP	BK	
2016	DSL Cubs 2	7	2	1.06	13	13	0	0	0	76.1	55	13	9	0	3	19-0	55	3	1	
2017	AZL Cubs	2	4	3.88	10	9	0	0	0	51.0	48	26	22	2	1	9-0	30	8	1	
2018	Eugene	5	2	2.54	13	9	0	0	0	67.1	48	20	19	4	4	19-0	58	2	3	
2019	South Bend	8	7	3.62	22	21	0	0	0	117.0	113	57	47	13	2	29-0	105	6	1	
2020		Did Not Pitch																		
2021	Montgomery	2	2	3.21	16	6	0	0	0	47.2	38	19	17	4	2	14-0	32	0	0	
<b>Minor League Totals</b>		<b>24</b>	<b>17</b>	<b>2.86</b>	<b>74</b>	<b>58</b>	<b>0</b>	<b>0</b>	<b>0</b>	<b>359.1</b>	<b>302</b>	<b>135</b>	<b>114</b>	<b>23</b>	<b>12</b>	<b>90-0</b>	<b>280</b>	<b>19</b>	<b>6</b>	

## CARVAJAL, LINSE / RIGHT-HANDED PITCHER

BATS **Right**  
THROWS **Right**  
HEIGHT **6'3"**  
WEIGHT **165**

BORN **12/5/98** in Barahona, DR  
RESIDES **Cristobal, DR**  
SIGNING SCOUT **Daniel Santana**  
ACQUIRED **Signed as a free agent on November 6, 2019**

YEAR	CLUB	W	L	ERA	G	GS	CG	SHO	SV	IP	H	R	ER	HR	HB	BB-I	SO	WP	BK
2021	FCL Rays	0	0	11.05	6	0	0	0	0	7.1	13	9	9	3	0	5-0	7	2	0

## CASTELLANOS, DAIWER / OUTFIELDER

BATS **Left**  
THROWS **Right**  
HEIGHT **5'11"**  
WEIGHT **155**

BORN **8/16/00** in Bejuma, VEN  
RESIDES **Bejuma, VEN**  
SIGNING SCOUT **Marlon Roche/William Bergolla**  
ACQUIRED **Signed as a free agent on April 13, 2018**

YEAR	CLUB	AVG	G	AB	R	H	2B	3B	HR	RBI	SH	SF	HB	BB-I	SO	SB	CS	GDP	OBP	SLG
2018	DSL Rays 2	.277	47	159	37	44	3	4	1	17	1	1	7	18-0	15	10	4	4	.373	.365
2019	GCL Rays	.273	35	128	19	35	1	1	0	11	0	1	2	11-0	12	4	3	1	.338	.297
	Princeton	.275	10	40	7	11	2	0	1	4	0	0	1	3-0	11	2	0	0	.341	.400
2020		Did Not Play																		
2021	FCL Rays	.235	29	98	18	23	3	1	1	9	1	0	2	15-0	28	7	3	0	.348	.316
<b>Minor League Totals</b>		<b>.266</b>	<b>121</b>	<b>425</b>	<b>81</b>	<b>113</b>	<b>9</b>	<b>6</b>	<b>3</b>	<b>41</b>	<b>2</b>	<b>2</b>	<b>12</b>	<b>47-0</b>	<b>66</b>	<b>23</b>	<b>10</b>	<b>5</b>	<b>.354</b>	<b>.336</b>



**CASTILLO, ESTANLI** / OUTFIELDER

BATS **Right**  
THROWS **Right**  
HEIGHT **6'4"**  
WEIGHT **195**

BORN **10/7/01** in Santo Domingo, DR  
RESIDES **Santo Domingo, DR**  
SIGNING SCOUT **Daniel Santana**  
ACQUIRED **Signed as a free agent on July 2, 2018**

YEAR	CLUB	AVG	G	AB	R	H	2B	3B	HR	RBI	SH	SF	HB	BB-I	SO	SB	CS	GDP	OBP	SLG
2019	DSL Rays 1	.272	61	232	20	63	8	0	2	27	0	3	1	13-0	61	7	1	7	.309	.332
2020		Did Not Play																		
2021	FCL Rays	.259	18	54	13	14	5	0	0	9	0	1	0	14-0	13	1	1	2	.406	.352
<b>Minor League Totals</b>		<b>.269</b>	<b>79</b>	<b>286</b>	<b>33</b>	<b>77</b>	<b>13</b>	<b>0</b>	<b>2</b>	<b>36</b>	<b>0</b>	<b>4</b>	<b>1</b>	<b>27-0</b>	<b>74</b>	<b>8</b>	<b>2</b>	<b>9</b>	<b>.330</b>	<b>.336</b>

**CATALINA, NERALDO** / RIGHT-HANDED PITCHER

BATS **Right**  
THROWS **Right**  
HEIGHT **6'6"**  
WEIGHT **200**

BORN **6/21/00** in El Seibo, DR  
RESIDES **El Seibo, DR**  
SIGNING SCOUT **Fernando Encarnación (Mets)**  
ACQUIRED **Via trade from New York-NL on May 12, 2019**

YEAR	CLUB	W	L	ERA	G	GS	CG	SHO	SV	IP	H	R	ER	HR	HB	BB-I	SO	WP	BK	
2019	GCL Rays	3	3	2.14	11	1	0	0	0	21.0	20	12	5	0	7	9-1	23	6	0	
2020		Did Not Pitch																		
2021	Charleston	2	2	8.69	24	3	0	0	0	29.0	28	29	28	2	7	31-0	36	14	2	
<b>Minor League Totals</b>		<b>5</b>	<b>5</b>	<b>5.94</b>	<b>35</b>	<b>4</b>	<b>0</b>	<b>0</b>	<b>0</b>	<b>50.0</b>	<b>48</b>	<b>41</b>	<b>33</b>	<b>2</b>	<b>14</b>	<b>40-1</b>	<b>59</b>	<b>20</b>	<b>2</b>	

**CERDA, CHRISTIAN** / CATCHER

BATS **Right**  
THROWS **Right**  
HEIGHT **6'0"**  
WEIGHT **190**

BORN **12/27/02** in Bronx, NY  
RESIDES **Santo Domingo, DR**  
SIGNING SCOUT **Daniel Santana**  
ACQUIRED **Signed as a free agent on July 2, 2019**

YEAR	CLUB	AVG	G	AB	R	H	2B	3B	HR	RBI	SH	SF	HB	BB-I	SO	SB	CS	GDP	OBP	SLG
2021	DSL Rays 1	.218	42	133	18	29	9	2	1	18	0	0	6	25-0	25	5	3	4	.366	.338

**CHEVEZ, FREDDVIL** / INFIELDER

BATS **Right**  
THROWS **Right**  
HEIGHT **6'4"**  
WEIGHT **200**

BORN **3/13/00** in Masaya, Nicaragua  
RESIDES **Masaya, Nicaragua**  
SIGNING SCOUT **Daniel Santana**  
ACQUIRED **Signed as a free agent on February 16, 2017**

YEAR	CLUB	AVG	G	AB	R	H	2B	3B	HR	RBI	SH	SF	HB	BB-I	SO	SB	CS	GDP	OBP	SLG
2017	DSL Rays 2	.221	61	217	27	48	11	1	3	32	0	3	5	25-0	51	3	1	3	.312	.323
2018	DSL Rays 2	.214	63	243	30	52	11	1	5	37	0	2	9	15-0	52	2	0	2	.283	.329
2019	DSL Rays 2	.331	37	148	31	49	8	0	4	32	0	1	10	11-0	11	0	1	3	.412	.466
	GCL Rays	.245	26	98	9	24	2	1	0	8	0	1	1	2-0	19	0	0	3	.265	.286
2020		Did Not Play																		
2021	FCL Rays	.292	32	120	23	35	7	0	3	19	1	4	3	11-0	28	0	0	4	.355	.425
<b>Minor League Totals</b>		<b>.252</b>	<b>219</b>	<b>826</b>	<b>120</b>	<b>208</b>	<b>39</b>	<b>3</b>	<b>15</b>	<b>128</b>	<b>1</b>	<b>11</b>	<b>28</b>	<b>64-0</b>	<b>161</b>	<b>5</b>	<b>2</b>	<b>15</b>	<b>.323</b>	<b>.361</b>



## COLMENAREZ, CARLOS / INFIELDER

BATS **Left**  
 THROWS **Right**  
 HEIGHT **5'10"**  
 WEIGHT **185**

BORN **11/15/03** in Aragua, VEN  
 RESIDES **Santo Domingo, DR**  
 SIGNING SCOUT **Daniel Santana**  
 ACQUIRED **Signed as a free agent on January 15, 2021**

**2021** Missed the first month of the Dominican Summer League season with a fractured hamate...ranked by *Baseball America* as the No. 11 prospect in the Rays system following the season.

YEAR	CLUB	AVG	G	AB	R	H	2B	3B	HR	RBI	SH	SF	HB	BB-I	SO	SB	CS	GDP	OBP	SLG
2021	DSL Rays 1	.247	26	97	7	24	2	1	0	12	0	4	4	8-0	30	7	6	0	.319	.289

## CONTRERAS, ELVIS / LEFT-HANDED PITCHER

BATS **Left**  
 THROWS **Left**  
 HEIGHT **5'11"**  
 WEIGHT **150**

BORN **2/13/99** in Pedro Santana, DR  
 RESIDES **Santiago de los Caballeros, DR**  
 SIGNING SCOUT **Felix Fermin/Daniel Santana**  
 ACQUIRED **Signed as a free agent on November 6, 2019**

YEAR	CLUB	W	L	ERA	G	GS	CG	SHO	SV	IP	H	R	ER	HR	HB	BB-I	SO	WP	BK
2021	DSL Rays 2	4	2	1.17	13	6	0	0	0	53.2	38	17	7	1	2	13-0	61	7	0

## CONTRERAS, JOSÉ / OUTFIELDER

BATS **Right**  
 THROWS **Right**  
 HEIGHT **6'0"**  
 WEIGHT **205**

BORN **5/5/05** in Cienfuegos, Cuba  
 RESIDES **Santo Domingo, DR**  
 SIGNING SCOUT **Daniel Santana**  
 ACQUIRED **Signed as a free agent on January 15, 2022**

## CORDERO, DAURIS / RIGHT-HANDED PITCHER

BATS **Right**  
 THROWS **Right**  
 HEIGHT **6'3"**  
 WEIGHT **180**

BORN **7/18/99** in San Cristobal, DR  
 RESIDES **San Cristobal, DR**  
 SIGNING SCOUT **Daniel Santana**  
 ACQUIRED **Signed as a free agent on February 18, 2016**

YEAR	CLUB	W	L	ERA	G	GS	CG	SHO	SV	IP	H	R	ER	HR	HB	BB-I	SO	WP	BK
2016	DSL Rays 1	2	0	6.56	13	0	0	0	2	23.1	29	17	17	3	1	9-0	21	6	0
2017	DSL Rays 2	2	0	5.06	9	2	0	0	0	16.0	19	9	9	0	0	8-0	9	2	0
2018	DSL Rays 2	1	1	3.68	15	13	0	0	0	63.2	56	33	26	0	1	30-0	47	16	2
2019	GCL Rays	2	1	2.45	10	0	0	0	0	29.1	21	9	8	1	4	12-0	33	3	0
2020										Did Not Pitch									
2021										Injured-Did Not Pitch									
<b>Minor League Totals</b>		<b>7</b>	<b>2</b>	<b>4.08</b>	<b>47</b>	<b>15</b>	<b>0</b>	<b>0</b>	<b>2</b>	<b>132.1</b>	<b>125</b>	<b>68</b>	<b>60</b>	<b>4</b>	<b>6</b>	<b>59-0</b>	<b>110</b>	<b>27</b>	<b>2</b>

## CORTORREAL, ANEUDY / RIGHT-HANDED PITCHER

BATS **Right**  
 THROWS **Right**  
 HEIGHT **6'3"**  
 WEIGHT **200**

BORN **12/13/99** in Santo Domingo, DR  
 RESIDES **Santo Domingo, DR**  
 SIGNING SCOUT **Daniel Santana**  
 ACQUIRED **Signed as a free agent on October 3, 2018**

YEAR	CLUB	W	L	ERA	G	GS	CG	SHO	SV	IP	H	R	ER	HR	HB	BB-I	SO	WP	BK
2019	DSL Rays 2	5	0	2.03	16	1	0	0	2	31.0	20	8	7	1	2	21-0	44	7	1
	GCL Rays	0	1	3.86	3	0	0	0	0	4.2	6	3	2	0	0	3-0	7	3	0
2020										Did Not Pitch									
2021	FCL Rays	1	0	1.29	10	0	0	0	1	21.0	13	6	3	0	0	13-0	27	6	1
<b>Minor League Totals</b>		<b>6</b>	<b>1</b>	<b>1.91</b>	<b>29</b>	<b>1</b>	<b>0</b>	<b>0</b>	<b>3</b>	<b>56.2</b>	<b>39</b>	<b>17</b>	<b>12</b>	<b>1</b>	<b>2</b>	<b>37-0</b>	<b>78</b>	<b>16</b>	<b>2</b>



**COSTANZO, MICHAEL** / LEFT-HANDED PITCHER

BATS **Left**  
THROWS **Left**  
HEIGHT **6'1"**  
WEIGHT **190**

BORN **11/14/95** in **Chicago, IL**  
RESIDES **Clarksville, TN**  
SIGNING SCOUT **Steve Ames**  
ACQUIRED **Selected in the 31st round of the 2018 Amateur Draft**

YEAR	CLUB	W	L	ERA	G	GS	CG	SHO	SV	IP	H	R	ER	HR	HB	BB-I	SO	WP	BK	
2018	Princeton	2	1	2.08	19	0	0	0	6	26.0	30	9	6	2	2	5-0	37	1	0	
2019	Hudson Valley	0	0	5.40	3	0	0	0	0	6.2	8	4	4	2	0	0-0	7	1	0	
	Bowling Green	1	3	3.73	16	1	0	0	3	31.1	33	14	13	2	1	8-1	29	7	0	
2020		Did Not Pitch																		
2021	Charleston	0	0	0.00	1	0	0	0	0	2.2	1	0	0	0	0	1-0	4	0	0	
	Bowling Green	2	1	4.78	30	0	0	0	2	49.0	42	34	26	10	3	26-0	51	6	0	
<b>Minor League Totals</b>		<b>5</b>	<b>5</b>	<b>3.81</b>	<b>69</b>	<b>1</b>	<b>0</b>	<b>0</b>	<b>11</b>	<b>115.2</b>	<b>114</b>	<b>61</b>	<b>49</b>	<b>16</b>	<b>6</b>	<b>40-1</b>	<b>128</b>	<b>15</b>	<b>0</b>	

**COSTUMÉ, FERNANDO** / RIGHT-HANDED PITCHER

BATS **Right**  
THROWS **Right**  
HEIGHT **6'2"**  
WEIGHT **165**

BORN **5/14/03** in **Montecristi, DR**  
RESIDES **Montecristi, DR**  
SIGNING SCOUT **Daniel Santana**  
ACQUIRED **Signed as a free agent on July 27, 2021**

YEAR	CLUB	W	L	ERA	G	GS	CG	SHO	SV	IP	H	R	ER	HR	HB	BB-I	SO	WP	BK
2021	DSL Rays 1	0	0	8.18	9	3	0	0	0	11.0	5	13	10	0	4	23-0	12	8	0

**COTES, FELIX** / INFIELDER

BATS **Switch**  
THROWS **Right**  
HEIGHT **5'11"**  
WEIGHT **175**

BORN **8/13/05** in **San Pedro de Macoris, DR**  
RESIDES **San Pedro de Macoris, DR**  
SIGNING SCOUT **Remmy Hernandez/Daniel Santana**  
ACQUIRED **Signed as a free agent on January 15, 2022**

**CRUZ, SAMUEL** / RIGHT-HANDED PITCHER

BATS **Right**  
THROWS **Right**  
HEIGHT **6'3"**  
WEIGHT **160**

BORN **1/9/02** in **San Pedro de Macoris, DR**  
RESIDES **San Pedro de Macoris, DR**  
SIGNING SCOUT **Remmy Hernandez/Daniel Santana**  
ACQUIRED **Signed as a free agent on November 29, 2018**

YEAR	CLUB	W	L	ERA	G	GS	CG	SHO	SV	IP	H	R	ER	HR	HB	BB-I	SO	WP	BK	
2019	DSL Rays 1	0	0	12.42	15	2	0	0	0	16.2	19	29	23	1	4	32-0	16	13	0	
2020		Did Not Pitch																		
2021	DSL Rays 1	4	0	3.96	12	5	0	0	0	38.2	26	19	17	2	4	33-0	30	10	1	
<b>Minor League Totals</b>		<b>4</b>	<b>0</b>	<b>6.51</b>	<b>27</b>	<b>7</b>	<b>0</b>	<b>0</b>	<b>0</b>	<b>55.1</b>	<b>45</b>	<b>48</b>	<b>40</b>	<b>3</b>	<b>8</b>	<b>65-0</b>	<b>46</b>	<b>23</b>	<b>1</b>	

**CUEVAS, JONNY** / RIGHT-HANDED PITCHER

BATS **Right**  
THROWS **Right**  
HEIGHT **6'2"**  
WEIGHT **200**

BORN **11/20/00** in **Indio, CA**  
RESIDES **Las Vegas, NV**  
SIGNING SCOUT **David Hamlett**  
ACQUIRED **Selected in the 12th round of the 2021 Amateur Draft**

YEAR	CLUB	W	L	ERA	G	GS	CG	SHO	SV	IP	H	R	ER	HR	HB	BB-I	SO	WP	BK
2021	FCL Rays	0	0	7.71	2	0	0	0	0	2.1	3	2	2	0	0	1-0	3	0	0



## CUMBIE, TREY / LEFT-HANDED PITCHER

BATS **Left**  
THROWS **Left**  
HEIGHT **6'2"**  
WEIGHT **200**

BORN **7/12/96** in **Lufkin, TX**  
RESIDES **Lufkin, TX**  
SIGNING SCOUT **Pat Murphy**  
ACQUIRED **Selected in the 13th round of the 2018 Amateur Draft**

YEAR	CLUB	W	L	ERA	G	GS	CG	SHO	SV	IP	H	R	ER	HR	HB	BB-I	SO	WP	BK
2018	Hudson Valley	3	1	3.62	17	0	0	0	1	32.1	27	14	13	2	3	7-0	43	2	0
2019	Bowling Green	2	1	3.06	17	0	0	0	4	32.1	28	14	11	3	1	18-0	50	5	0
	Charlotte	1	0	1.91	16	1	0	0	2	28.1	23	7	6	0	1	11-1	28	2	0
2020										Did Not Pitch									
2021	Charleston	4	1	3.49	16	1	0	0	1	28.1	17	11	11	1	0	20-0	45	4	0
	Bowling Green	1	2	5.23	11	1	0	0	1	20.2	19	13	12	4	0	8-0	27	1	1
<b>Minor League Totals</b>		<b>11</b>	<b>5</b>	<b>3.36</b>	<b>77</b>	<b>3</b>	<b>0</b>	<b>0</b>	<b>9</b>	<b>142.0</b>	<b>114</b>	<b>59</b>	<b>53</b>	<b>10</b>	<b>5</b>	<b>64-1</b>	<b>193</b>	<b>14</b>	<b>1</b>

## CURET, YONIEL / RIGHT-HANDED PITCHER

BATS **Right**  
THROWS **Right**  
HEIGHT **6'2"**  
WEIGHT **190**

BORN **11/3/02** in **San Pedro de Macoris, DR**  
RESIDES **San Pedro de Macoris, DR**  
SIGNING SCOUT **Daniel Santana**  
ACQUIRED **Signed as a free agent on July 2, 2019**

YEAR	CLUB	W	L	ERA	G	GS	CG	SHO	SV	IP	H	R	ER	HR	HB	BB-I	SO	WP	BK
2021	DSL Rays 2	2	4	3.71	14	8	0	0	0	51.0	37	25	21	0	16	27-0	63	16	0

## DACOSTA, FRANKLIN / LEFT-HANDED PITCHER

BATS **Left**  
THROWS **Left**  
HEIGHT **5'11"**  
WEIGHT **160**

BORN **2/27/00** in **La Guaira, VEN**  
RESIDES **Catia La Mar, VEN**  
SIGNING SCOUT **Juan Castillo/Marlon Roche/Ronnie Blanco**  
ACQUIRED **Signed as a free agent on October 31, 2016**

YEAR	CLUB	W	L	ERA	G	GS	CG	SHO	SV	IP	H	R	ER	HR	HB	BB-I	SO	WP	BK
2017	DSL Rays 1	0	2	4.13	14	3	0	0	0	32.2	27	18	15	0	3	14-0	27	8	0
2018	DSL Rays 1	2	3	2.79	15	6	0	0	0	42.0	31	14	13	0	1	17-0	55	3	0
2019	GCL Rays	3	2	2.09	10	5	0	0	0	38.2	31	11	9	2	1	10-0	36	4	0
	2020									Did Not Pitch									
2021	FCL Rays	1	0	0.57	4	1	0	0	1	15.2	11	1	1	0	0	3-0	22	0	0
	Charleston	3	1	3.05	9	5	0	0	0	41.1	32	17	14	3	3	11-0	51	2	5
<b>Minor League Totals</b>		<b>9</b>	<b>8</b>	<b>2.75</b>	<b>52</b>	<b>20</b>	<b>0</b>	<b>0</b>	<b>1</b>	<b>170.1</b>	<b>132</b>	<b>61</b>	<b>52</b>	<b>5</b>	<b>8</b>	<b>55-0</b>	<b>191</b>	<b>17</b>	<b>5</b>

## DE JESÚS, CESAR / LEFT-HANDED PITCHER

BATS **Left**  
THROWS **Left**  
HEIGHT **6'1"**  
WEIGHT **140**

BORN **9/28/03** in **Santo Domingo, DR**  
RESIDES **Santo Domingo, DR**  
SIGNING SCOUT **Rigoberto De Los Santos/Daniel Santana**  
ACQUIRED **Signed as a free agent on June 25, 2021**

YEAR	CLUB	W	L	ERA	G	GS	CG	SHO	SV	IP	H	R	ER	HR	HB	BB-I	SO	WP	BK
2021	DSL Rays 1	1	0	2.70	7	1	0	0	1	13.1	8	4	4	0	1	11-0	17	7	0

## DE LA CRUZ, WILLMER / INFILDER

BATS **Switch**  
THROWS **Right**  
HEIGHT **5'8"**  
WEIGHT **170**

BORN **4/6/03** in **Santo Domingo, DR**  
RESIDES **Santo Domingo, DR**  
SIGNING SCOUT **Daniel Santana**  
ACQUIRED **Signed as a free agent on July 2, 2019**





**DE LA ROSA, MANUEL** / LEFT-HANDED PITCHER

BATS **Left**  
THROWS **Left**  
HEIGHT **6'0"**  
WEIGHT **155**

BORN **4/20/03** in **Santo Domingo, DR**  
RESIDES **Santo Domingo, DR**  
SIGNING SCOUT **Daniel Santana**  
ACQUIRED **Signed as a free agent on September 4, 2019**

YEAR	CLUB	W	L	ERA	G	GS	CG	SHO	SV	IP	H	R	ER	HR	HB	BB-I	SO	WP	BK
2021	DSL Rays 1	2	4	3.38	14	9	0	0	0	50.2	37	25	19	1	2	27-0	73	14	1

**DEL ROSARIO, DAURY** / INFIELDER

BATS **Switch**  
THROWS **Right**  
HEIGHT **6'1"**  
WEIGHT **180**

BORN **2/14/02** in **San Pedro de Macoris, DR**  
RESIDES **San Pedro de Macoris, DR**  
SIGNING SCOUT **Remmy Hernandez/Daniel Santana**  
ACQUIRED **Signed as a free agent on July 2, 2018**

YEAR	CLUB	AVG	G	AB	R	H	2B	3B	HR	RBI	SH	SF	HB	BB-I	SO	SB	CS	GDP	OBP	SLG
2019	DSL Rays 2	.193	60	207	29	40	8	1	1	26	1	4	5	36-0	61	5	7	4	.321	.256
2020		Did Not Play																		
2021	DSL Rays 2	.179	26	56	11	10	3	0	3	8	0	1	8	10-0	14	2	0	0	.373	.393
<b>Minor League Totals</b>		<b>.190</b>	<b>86</b>	<b>263</b>	<b>40</b>	<b>50</b>	<b>11</b>	<b>1</b>	<b>4</b>	<b>34</b>	<b>1</b>	<b>5</b>	<b>13</b>	<b>46-0</b>	<b>75</b>	<b>7</b>	<b>7</b>	<b>4</b>	<b>.333</b>	<b>.285</b>

**DELGADO, ENDERSON** / CATCHER

BATS **Switch**  
THROWS **Right**  
HEIGHT **5'11"**  
WEIGHT **185**

BORN **9/21/04** in **Cabimas, VEN**  
RESIDES **Cabimas, VEN**  
SIGNING SCOUT **Carlos León/Juan Castillo**  
ACQUIRED **Signed as a free agent on January 15, 2022**

**DÍAZ, JHON** / OUTFIELDER

BATS **Left**  
THROWS **Left**  
HEIGHT **5'9"**  
WEIGHT **165**

BORN **10/1/02** in **Santo Domingo, DR**  
RESIDES **Santo Domingo, DR**  
SIGNING SCOUT **Daniel Santana**  
ACQUIRED **Signed as a free agent on August 29, 2019**

YEAR	CLUB	AVG	G	AB	R	H	2B	3B	HR	RBI	SH	SF	HB	BB-I	SO	SB	CS	GDP	OBP	SLG
2021	DSL Rays 1	.176	45	159	26	28	5	2	1	13	0	3	0	29-0	58	5	3	0	.298	.252

**DIMON, DAWSON** / CATCHER

BATS **Right**  
THROWS **Right**  
HEIGHT **6'1"**  
WEIGHT **185**

BORN **5/17/99** in **Lancaster, CA**  
RESIDES **Lancaster, CA**  
SIGNING SCOUT **Greg Whitworth**  
ACQUIRED **Selected in the 34th round of the 2018 Amateur Draft**

YEAR	CLUB	AVG	G	AB	R	H	2B	3B	HR	RBI	SH	SF	HB	BB-I	SO	SB	CS	GDP	OBP	SLG
2018	GCL Rays	.194	13	31	1	6	1	0	0	4	1	0	4	4-0	7	0	0	3	.359	.226
2019	Princeton	.226	9	31	5	7	4	0	0	3	0	0	0	3-0	16	0	0	0	.294	.355
	GCL Rays	.138	11	29	0	4	1	0	0	2	0	0	0	0-0	10	1	0	1	.138	.172
2020		Did Not Play																		
2021	FCL Rays	.333	9	9	2	3	0	0	0	2	0	0	0	5-0	4	0	0	0	.571	.333
<b>Minor League Totals</b>		<b>.200</b>	<b>42</b>	<b>100</b>	<b>8</b>	<b>20</b>	<b>6</b>	<b>0</b>	<b>0</b>	<b>11</b>	<b>1</b>	<b>0</b>	<b>4</b>	<b>12-0</b>	<b>37</b>	<b>1</b>	<b>0</b>	<b>4</b>	<b>.310</b>	<b>.260</b>



## DISHMEY, CHRISTOPHER / RIGHT-HANDED PITCHER

BATS **Right**  
 THROWS **Right**  
 HEIGHT **6'2"**  
 WEIGHT **200**

BORN **11/12/00** in **Samaná, DR**  
 RESIDES **Samaná, DR**  
 SIGNING SCOUT **Daniel Santana**  
 ACQUIRED **Signed as a free agent on November 25, 2019**

YEAR	CLUB	W	L	ERA	G	GS	CG	SHO	SV	IP	H	R	ER	HR	HB	BB-I	SO	WP	BK
2021	DSL Rays 1	1	2	4.26	8	3	0	0	0	12.2	11	8	6	1	1	4-0	4	4	0

## DOMÍNGUEZ, JUSTINO / RIGHT-HANDED PITCHER

BATS **Right**  
 THROWS **Right**  
 HEIGHT **5'11"**  
 WEIGHT **180**

BORN **9/26/01** in **Mao, DR**  
 RESIDES **Santiago de los Caballeros, DR**  
 SIGNING SCOUT **Carlos Herazo/Daniel Santana/Remy Hernandez**  
 ACQUIRED **Signed as a free agent on July 2, 2018**

YEAR	CLUB	W	L	ERA	G	GS	CG	SHO	SV	IP	H	R	ER	HR	HB	BB-I	SO	WP	BK
2019	DSL Rays 1	0	6	8.71	9	7	0	0	0	20.2	25	24	20	2	3	23-0	15	7	0
2020										Did Not Pitch									
2021	DSL Rays 1	2	1	4.91	7	4	0	0	0	11.0	3	7	6	0	1	11-0	13	4	1
<b>Minor League Totals</b>		<b>2</b>	<b>7</b>	<b>7.39</b>	<b>16</b>	<b>11</b>	<b>0</b>	<b>0</b>	<b>0</b>	<b>31.2</b>	<b>28</b>	<b>31</b>	<b>26</b>	<b>2</b>	<b>4</b>	<b>34-0</b>	<b>28</b>	<b>11</b>	<b>1</b>

## DOXAKIS, JOHN / LEFT-HANDED PITCHER

BATS **Right**  
 THROWS **Left**  
 HEIGHT **6'4"**  
 WEIGHT **210**

BORN **8/20/98** in **Houston, TX**  
 RESIDES **Houston, TX**  
 SIGNING SCOUT **Pat Murphy**  
 ACQUIRED **Selected in the second round of the 2019 Amateur Draft**

YEAR	CLUB	W	L	ERA	G	GS	CG	SHO	SV	IP	H	R	ER	HR	HB	BB-I	SO	WP	BK
2019	Hudson Valley	0	0	1.93	12	10	0	0	0	32.2	20	8	7	0	3	11-0	31	0	0
2020										Did Not Pitch									
2021	Charleston	3	1	2.43	7	7	0	0	0	29.2	16	8	8	1	2	3-0	42	1	0
	Bowling Green	6	1	4.56	16	14	0	0	0	73.0	67	41	37	6	6	16-0	72	2	2
<b>Minor League Totals</b>		<b>9</b>	<b>2</b>	<b>3.46</b>	<b>35</b>	<b>31</b>	<b>0</b>	<b>0</b>	<b>0</b>	<b>135.1</b>	<b>103</b>	<b>57</b>	<b>52</b>	<b>7</b>	<b>11</b>	<b>30-0</b>	<b>145</b>	<b>3</b>	<b>2</b>

## DRISCOLL, LOGAN / CATCHER ♦ OUTFIELDER

BATS **Left**  
 THROWS **Right**  
 HEIGHT **6'0"**  
 WEIGHT **210**

BORN **11/3/97** in **Colorado Springs, CO**  
 RESIDES **Burke, VA**  
 SIGNING SCOUT **Daniel Sader (Padres)**  
 ACQUIRED **Via trade from San Diego on February 9, 2020**

YEAR	CLUB	AVG	G	AB	R	H	2B	3B	HR	RBI	SH	SF	HB	BB-I	SO	SB	CS	GDP	OBP	SLG
2019	Tri-City	.268	39	142	20	38	14	2	3	20	0	3	2	15-0	23	0	1	1	.340	.458
2020										Did Not Play										
2021	Charleston	.324	30	111	18	36	9	1	4	15	0	1	4	12-0	37	2	0	0	.406	.532
	FCL Rays	.444	3	9	3	4	2	0	0	3	0	0	0	4-0	2	0	1	0	.615	.667
	Bowling Green	.241	24	87	13	21	7	0	2	10	0	2	0	8-0	25	0	0	1	.299	.391
<b>Minor League Totals</b>		<b>.284</b>	<b>96</b>	<b>349</b>	<b>54</b>	<b>99</b>	<b>32</b>	<b>3</b>	<b>9</b>	<b>48</b>	<b>0</b>	<b>6</b>	<b>6</b>	<b>39-0</b>	<b>87</b>	<b>2</b>	<b>2</b>	<b>2</b>	<b>.360</b>	<b>.470</b>



## DRYER, CONOR / RIGHT-HANDED PITCHER

BATS **Left**  
THROWS **Right**  
HEIGHT **6'3"**  
WEIGHT **200**

BORN **8/18/98** in Overland Park, KS  
RESIDES **Chesterfield, MO**  
SIGNING SCOUT **Matt Alison**  
ACQUIRED **Selected in the 17th round of the 2021 Amateur Draft**

YEAR	CLUB	W	L	ERA	G	GS	CG	SHO	SV	IP	H	R	ER	HR	HB	BB-I	SO	WP	BK
2021	FCL Rays	1	0	2.00	7	0	0	0	0	9.0	7	2	2	1	0	0-0	10	2	0

## DUGGER, ROBERT / RIGHT-HANDED PITCHER

BATS **Right**  
THROWS **Right**  
HEIGHT **6'0"**  
WEIGHT **200**

BORN **7/3/95** in Tucson, AZ  
RESIDES **Magnolia, TX**  
SIGNING SCOUT **Taylor Terrasas (Mariners)**  
ACQUIRED **Signed as a free agent on March 20, 2022**

YEAR	CLUB	W	L	ERA	G	GS	CG	SHO	SV	IP	H	R	ER	HR	HB	BB-I	SO	WP	BK
2016	AZL Mariners	0	0	1.04	4	0	0	0	2	8.2	6	1	1	0	1	1-0	9	0	0
	Tacoma	0	0	6.75	2	0	0	0	0	4.0	5	3	3	0	0	0-0	4	0	0
	Everett	2	1	5.47	6	6	0	0	0	26.1	25	18	16	5	2	10-0	25	2	0
2017	Clinton	4	1	2.00	22	9	1	0	2	72.0	55	19	16	4	0	16-1	69	3	0
	Modesto	2	5	3.94	9	9	0	0	0	45.2	49	25	20	4	1	16-0	47	3	1
2018	Jupiter	3	1	2.40	7	7	0	0	0	41.1	40	14	11	2	1	7-0	34	2	0
	Jacksonville	7	6	3.79	18	18	3	2	0	109.1	100	54	46	13	5	36-1	107	1	0
2019	Jacksonville	6	6	3.31	13	13	0	0	0	70.2	57	31	26	6	7	21-0	73	1	0
	New Orleans	2	4	7.59	10	10	0	0	0	53.1	74	49	45	12	3	17-0	49	2	0
	Miami	0	4	5.77	7	7	0	0	0	34.1	33	26	22	6	5	17-1	25	2	0
2020	Miami	0	0	12.66	4	1	0	0	0	10.2	21	16	15	5	0	3-0	4	1	0
2021	Seattle	0	2	7.36	12	4	0	0	0	25.2	34	24	21	4	1	12-0	19	1	0
	Tacoma	4	5	6.10	15	14	0	0	0	69.1	74	48	47	12	1	24-0	64	0	0
<b>Minor League Totals</b>		<b>30</b>	<b>29</b>	<b>4.15</b>	<b>106</b>	<b>86</b>	<b>4</b>	<b>2</b>	<b>4</b>	<b>500.2</b>	<b>485</b>	<b>262</b>	<b>231</b>	<b>58</b>	<b>21</b>	<b>148-2</b>	<b>481</b>	<b>14</b>	<b>1</b>
<b>Major League Totals</b>		<b>0</b>	<b>6</b>	<b>7.39</b>	<b>23</b>	<b>12</b>	<b>0</b>	<b>0</b>	<b>0</b>	<b>70.2</b>	<b>88</b>	<b>66</b>	<b>58</b>	<b>15</b>	<b>6</b>	<b>32-1</b>	<b>48</b>	<b>4</b>	<b>0</b>

## DYER, MATTHEW / CATCHER ♦ OUTFIELDER

BATS **Right**  
THROWS **Right**  
HEIGHT **6'4"**  
WEIGHT **185**

BORN **7/14/98** in Phoenix, AZ  
RESIDES **Litchfield Park, AZ**  
SIGNING SCOUT **Brian Reid (Mets)**  
ACQUIRED **Via trade from New York-NL on July 23, 2021**

YEAR	CLUB	AVG	G	AB	R	H	2B	3B	HR	RBI	SH	SF	HB	BB-I	SO	SB	CS	GDP	OBP	SLG
2021	St. Lucie	.194	36	124	20	24	7	2	7	20	0	2	3	23-0	47	6	1	1	.329	.452
	Charleston	.336	27	107	25	36	7	3	5	13	0	0	2	6-0	35	4	2	2	.383	.598
<b>Minor League Totals</b>		<b>.260</b>	<b>63</b>	<b>231</b>	<b>45</b>	<b>60</b>	<b>14</b>	<b>5</b>	<b>12</b>	<b>33</b>	<b>0</b>	<b>2</b>	<b>5</b>	<b>29-0</b>	<b>82</b>	<b>10</b>	<b>3</b>	<b>3</b>	<b>.352</b>	<b>.519</b>



## EDWARDS, EVAN / FIRST BASEMAN

BATS **Left**  
THROWS **Left**  
HEIGHT **6'0"**  
WEIGHT **200**

BORN **6/21/97** in Greensboro, NC  
RESIDES **Greensboro, NC**  
SIGNING SCOUT **Blake Newsome (Marlins)**  
ACQUIRED **Via trade from Miami on February 17, 2021**

YEAR	CLUB	AVG	G	AB	R	H	2B	3B	HR	RBI	SH	SF	HB	BB-I	SO	SB	CS	GDP	OBP	SLG
2019	Batavia	.222	5	18	1	4	1	0	1	2	0	0	0	2-0	9	1	0	0	.300	.444
	Clinton	.285	68	256	32	73	14	1	8	48	0	1	3	28-0	74	3	0	2	.361	.441
2020		Did Not Play																		
2021	Bowling Green	.226	94	332	55	75	11	1	22	58	0	2	6	56-0	137	6	1	5	.346	.464
<b>Minor League Totals</b>		<b>.251</b>	<b>167</b>	<b>606</b>	<b>88</b>	<b>152</b>	<b>26</b>	<b>2</b>	<b>31</b>	<b>108</b>	<b>0</b>	<b>3</b>	<b>9</b>	<b>86-0</b>	<b>220</b>	<b>10</b>	<b>1</b>	<b>7</b>	<b>.351</b>	<b>.454</b>

## EDWARDS, XAVIER / INFIELDER

BATS **Switch**  
THROWS **Right**  
HEIGHT **5'9"**  
WEIGHT **180**

BORN **8/9/99** in Mineola, NY  
RESIDES **Wellington, FL**  
SIGNING SCOUT **Brian Cruz (Padres)**  
ACQUIRED **Via trade from San Diego on December 6, 2019**

**2021** Named to the Double-A South postseason All-Star Team...ranked among league leaders in avg. (.302, 2nd), stolen bases (19, 4th) and hits (88, 9th)...played for the U.S. team in the Futures Game in July at Coors Field...ranked by *Baseball America* as the No. 8 prospect in the Rays system following the season for a second consecutive year... the publication also tabbed him as the Best Hitter for Average and for having the Best Strike-Zone Judgment in the organization. **2020** Added to the Rays 60-man player pool on Aug 14 and spent the summer at the alternate training site in Port Charlotte. **2019** Hit .322/.375/.396 (162-for-503) with 18 2B, 8 3B, 1 HR, 43 RBI and 34 SB in 123 games between Class-A Fort Wayne and Class-A Lake Elsinore...led Padres minor leaguers in hits and tied for 2nd in steals... struck out 54 times in 561 PA, and his swing-and-miss rate was the lowest among all teenagers in the minors...named to the Midwest League midseason and postseason All-Star teams...named to the Padres Organizational All-Star Team by MLB.com...acquired by the Rays on Dec 6 in the trade involving Hunter Renfroe and Tommy Pham...ranked by *Baseball America* as the No. 85 overall prospect in the minors following the season...was the No. 8 prospect in the Rays system...the publication also tabbed him as the Best Defensive Second Baseman in the MWL in its Best Tools survey. **2018** In his first professional season, hit .346/.453/.409 (55-for-159) with 22 SB in 45 games between the AZL Padres and Short-A Tri-City...ranked by *Baseball America* as the No. 21 prospect in the Padres system following the season. **PERSONAL** Selected by the Padres in the first round (38th overall) of the 2018 Amateur Draft out of North Broward Prep in Coconut Creek, Fla. ...committed to play at Vanderbilt University before signing with the Padres.

YEAR	CLUB	AVG	G	AB	R	H	2B	3B	HR	RBI	SH	SF	HB	BB-I	SO	SB	CS	GDP	OBP	SLG
2018	AZL Padres 1	.384	21	73	19	28	4	1	0	11	1	1	0	13-0	10	12	1	0	.471	.466
	Tri-City	.314	24	86	21	27	4	0	0	5	2	0	1	18-1	15	10	0	0	.438	.360
2019	Fort Wayne	.336	77	307	44	103	13	4	1	30	2	4	1	30-2	35	20	9	3	.392	.414
	Lake Elsinore	.301	46	196	32	59	5	4	0	13	5	1	1	14-1	19	14	2	4	.349	.367
2020		Did Not Play																		
2021	Montgomery	.302	79	291	40	88	13	3	0	27	5	4	1	36-0	42	19	11	3	.377	.368
<b>Minor League Totals</b>		<b>.320</b>	<b>247</b>	<b>953</b>	<b>156</b>	<b>305</b>	<b>39</b>	<b>12</b>	<b>1</b>	<b>86</b>	<b>15</b>	<b>10</b>	<b>4</b>	<b>111-4</b>	<b>121</b>	<b>75</b>	<b>23</b>	<b>10</b>	<b>.390</b>	<b>.389</b>

## EUSEBIO, SANDY / LEFT-HANDED PITCHER

BATS **Left**  
THROWS **Left**  
HEIGHT **6'3"**  
WEIGHT **190**

BORN **10/5/01** in San Pedro de Macoris, DR  
RESIDES **San Pedro de Macoris, DR**  
SIGNING SCOUT **Daniel Santana**  
ACQUIRED **Signed as a free agent on October 14, 2021**



## FELIZ, ALEXIS / INFIELDER

BATS **Left**  
THROWS **Right**  
HEIGHT **5'10"**  
WEIGHT **155**

BORN **9/26/02** in La Romana, DR  
RESIDES **La Romana, DR**  
SIGNING SCOUT **Daniel Santana**  
ACQUIRED **Signed as a free agent on July 2, 2019**

YEAR	CLUB	AVG	G	AB	R	H	2B	3B	HR	RBI	SH	SF	HB	BB-I	SO	SB	CS	GDP	OBP	SLG
2021	DSL Rays 1	.275	29	69	11	19	4	1	0	7	3	2	1	7-0	15	5	4	2	.342	.362

## FELIZ, LUIS / OUTFIELDER

BATS **Switch**  
THROWS **Right**  
HEIGHT **5'10"**  
WEIGHT **155**

BORN **5/8/02** in Monte Plata, DR  
RESIDES **Monte Plata, DR**  
SIGNING SCOUT **Daniel Santana**  
ACQUIRED **Signed as a free agent on May 22, 2019**

YEAR	CLUB	AVG	G	AB	R	H	2B	3B	HR	RBI	SH	SF	HB	BB-I	SO	SB	CS	GDP	OBP	SLG
2019	DSL Rays 2	.265	23	68	15	18	5	3	0	3	0	0	0	14-0	18	6	2	1	.390	.426
2020														Did Not Play						
2021	DSL Rays 2	.203	26	69	8	14	5	1	0	3	0	0	1	10-0	26	8	3	2	.313	.304
<b>Minor League Totals</b>		<b>.234</b>	<b>49</b>	<b>137</b>	<b>23</b>	<b>32</b>	<b>10</b>	<b>4</b>	<b>0</b>	<b>6</b>	<b>0</b>	<b>0</b>	<b>1</b>	<b>24-0</b>	<b>44</b>	<b>14</b>	<b>5</b>	<b>3</b>	<b>.352</b>	<b>.365</b>

## FERNÁNDEZ, CHRISTIAN / RIGHT-HANDED PITCHER

BATS **Right**  
THROWS **Right**  
HEIGHT **6'2"**  
WEIGHT **170**

BORN **8/11/99** in Cabimas, VEN  
RESIDES **Cabimas, VEN**  
SIGNING SCOUT **William Bergolla/Marlon Roche/Ronnie Blanco**  
ACQUIRED **Signed as a free agent on March 23, 2016**

YEAR	CLUB	W	L	ERA	G	GS	CG	SHO	SV	IP	H	R	ER	HR	HB	BB-I	SO	WP	BK
2016	DSL Rays 2	1	3	4.84	16	0	0	0	1	35.1	30	20	19	3	4	21-0	34	4	0
2017	DSL Rays 1	0	5	3.41	14	14	0	0	0	60.2	45	33	23	2	9	24-0	52	5	0
2018	DSL Rays 2	0	0	2.60	4	4	0	0	0	17.1	11	6	5	1	2	8-0	17	2	1
	GCL Rays	3	1	2.61	10	6	0	0	0	41.1	36	14	12	3	5	17-0	45	6	0
2019	Princeton	2	2	6.00	12	11	0	0	0	51.0	53	36	34	9	5	19-0	51	8	1
2020										Did Not Pitch									
2021										Injured-Did Not Pitch									
<b>Minor League Totals</b>		<b>6</b>	<b>11</b>	<b>4.07</b>	<b>56</b>	<b>35</b>	<b>0</b>	<b>0</b>	<b>1</b>	<b>205.2</b>	<b>175</b>	<b>109</b>	<b>93</b>	<b>18</b>	<b>25</b>	<b>89-0</b>	<b>199</b>	<b>25</b>	<b>2</b>

## FERNÁNDEZ, MARIO / CATCHER

BATS **Right**  
THROWS **Right**  
HEIGHT **5'11"**  
WEIGHT **170**

BORN **9/28/00** in Maracay, VEN  
RESIDES **Mariara, VEN**  
SIGNING SCOUT **Edward Rojas**  
ACQUIRED **Signed as a free agent on April 23, 2019**

YEAR	CLUB	AVG	G	AB	R	H	2B	3B	HR	RBI	SH	SF	HB	BB-I	SO	SB	CS	GDP	OBP	SLG
2019	DSL Rays 1	.118	12	34	2	4	1	0	0	3	0	0	6	2-0	5	2	1	1	.286	.147
2020														Did Not Play						
2021	FCL Rays	.220	30	82	16	18	7	0	3	14	0	0	6	7-0	21	0	0	2	.326	.415
<b>Minor League Totals</b>		<b>.190</b>	<b>42</b>	<b>116</b>	<b>18</b>	<b>22</b>	<b>8</b>	<b>0</b>	<b>3</b>	<b>17</b>	<b>0</b>	<b>0</b>	<b>12</b>	<b>9-0</b>	<b>26</b>	<b>2</b>	<b>1</b>	<b>3</b>	<b>.314</b>	<b>.336</b>



## FIELDS, KAMRON / RIGHT-HANDED PITCHER

BATS **Right**  
THROWS **Right**  
HEIGHT **6'4"**  
WEIGHT **195**

BORN **9/24/98** in Dallas, TX  
RESIDES **Garland, TX**  
SIGNING SCOUT **Pat Murphy**  
ACQUIRED **Selected in the 20th round of the 2021 Amateur Draft**

YEAR	CLUB	W	L	ERA	G	GS	CG	SHO	SV	IP	H	R	ER	HR	HB	BB-I	SO	WP	BK
2021	FCL Rays	0	0	10.80	3	0	0	0	1	3.1	3	4	4	0	0	4-0	1	0	0

## FLORIAN, RENALDITO / RIGHT-HANDED PITCHER

BATS **Right**  
THROWS **Right**  
HEIGHT **5'11"**  
WEIGHT **160**

BORN **3/26/02** in Las Yayas, DR  
RESIDES **Azua, DR**  
SIGNING SCOUT **Miguel De La Cruz/Daniel Santana**  
ACQUIRED **Signed as a free agent on October 14, 2021**

## FRANK, TYLER / INFIELDER

BATS **Left**  
THROWS **Right**  
HEIGHT **6'0"**  
WEIGHT **185**

BORN **1/15/97** in Tamarac, FL  
RESIDES **Loxahatchee, FL**  
SIGNING SCOUT **Victor Rodriguez**  
ACQUIRED **Selected in the second round of the 2018 Amateur Draft**

YEAR	CLUB	AVG	G	AB	R	H	2B	3B	HR	RBI	SH	SF	HB	BB-I	SO	SB	CS	GDP	OBP	SLG
2018	Hudson Valley	.288	51	177	37	51	14	1	2	22	0	4	12	33-0	28	3	3	3	.425	.412
2019	Charlotte	.154	16	52	8	8	1	0	0	4	0	1	1	9-0	13	3	0	0	.286	.173
2020																				Did Not Play
2021																				Injured-Did Not Play
<b>Minor League Totals</b>		<b>.258</b>	<b>67</b>	<b>229</b>	<b>45</b>	<b>59</b>	<b>15</b>	<b>1</b>	<b>2</b>	<b>26</b>	<b>0</b>	<b>5</b>	<b>13</b>	<b>42-0</b>	<b>41</b>	<b>6</b>	<b>3</b>	<b>3</b>	<b>.394</b>	<b>.358</b>

## FRANSUA, VICTOR / RIGHT-HANDED PITCHER

BATS **Right**  
THROWS **Right**  
HEIGHT **6'1"**  
WEIGHT **180**

BORN **8/13/00** in San Pedro de Macoris, DR  
RESIDES **San Pedro de Macoris, DR**  
SIGNING SCOUT **Remy Hernandez/Daniel Santana**  
ACQUIRED **Signed as a free agent on November 6, 2019**

YEAR	CLUB	W	L	ERA	G	GS	CG	SHO	SV	IP	H	R	ER	HR	HB	BB-I	SO	WP	BK
2021	DSL Rays 2	3	0	2.10	13	0	0	0	4	25.2	15	7	6	0	1	16-0	26	3	0

## GALARRAGA, ÁNGEL / CATCHER

BATS **Left**  
THROWS **Right**  
HEIGHT **6'1"**  
WEIGHT **180**

BORN **8/1/02** in Caracas, VEN  
RESIDES **Caracas, VEN**  
SIGNING SCOUT **Juan Castillo**  
ACQUIRED **Signed as a free agent on May 22, 2019**

YEAR	CLUB	AVG	G	AB	R	H	2B	3B	HR	RBI	SH	SF	HB	BB-I	SO	SB	CS	GDP	OBP	SLG
2019	DSL Rays 2	.200	6	15	0	3	0	0	0	2	0	0	0	1-0	3	1	1	0	.250	.200
2020																				Did Not Play
2021	DSL Rays 2	.159	18	44	11	7	0	0	1	3	0	1	1	16-0	12	2	1	1	.387	.227
	FCL Rays	.182	4	11	2	2	0	0	0	1	0	0	0	2-0	3	0	0	0	.308	.182
<b>Minor League Totals</b>		<b>.171</b>	<b>28</b>	<b>70</b>	<b>13</b>	<b>12</b>	<b>0</b>	<b>0</b>	<b>1</b>	<b>6</b>	<b>0</b>	<b>1</b>	<b>1</b>	<b>19-0</b>	<b>18</b>	<b>3</b>	<b>2</b>	<b>1</b>	<b>.352</b>	<b>.214</b>



**GALVE, OVER** / RIGHT-HANDED PITCHER

BATS **Right**  
THROWS **Right**  
HEIGHT **6'2"**  
WEIGHT **190**

BORN **7/31/01** in Santa Barbara, VEN  
RESIDES **Santa Barbara, VEN**  
SIGNING SCOUT **William Bergolla/Marlon Roche/Ronnie Blanco**  
ACQUIRED **Signed as a free agent on July 31, 2017**

YEAR	CLUB	W	L	ERA	G	GS	CG	SHO	SV	IP	H	R	ER	HR	HB	BB-I	SO	WP	BK
2018	DSL Rays 1	0	0	6.75	3	3	0	0	0	4.0	4	3	3	0	0	4-0	3	1	0
2019	DSL Rays 2	1	1	3.12	4	3	0	0	0	8.2	6	3	3	0	0	3-0	1	0	0
2020		Did Not Pitch																	
2021	FCL Rays	5	3	4.13	14	3	0	0	1	28.1	29	19	13	2	1	18-0	34	3	0
<b>Minor League Totals</b>		<b>6</b>	<b>4</b>	<b>4.17</b>	<b>21</b>	<b>9</b>	<b>0</b>	<b>0</b>	<b>1</b>	<b>41.0</b>	<b>39</b>	<b>25</b>	<b>19</b>	<b>2</b>	<b>1</b>	<b>25-0</b>	<b>38</b>	<b>4</b>	<b>0</b>

**GAMEZ, ALVARO** / LEFT-HANDED PITCHER

BATS **Left**  
THROWS **Left**  
HEIGHT **6'3"**  
WEIGHT **175**

BORN **2/19/05** in El Tigre, VEN  
RESIDES **El Tigre, VEN**  
SIGNING SCOUT **Frank Tineo/Juan Castillo**  
ACQUIRED **Signed as a free agent on January 15, 2022**

**GARCÍA, CARLOS** / RIGHT-HANDED PITCHER

BATS **Right**  
THROWS **Right**  
HEIGHT **6'3"**  
WEIGHT **185**

BORN **11/28/98** in Samaná, DR  
RESIDES **Samaná, DR**  
SIGNING SCOUT **Daniel Santana**  
ACQUIRED **Signed as a free agent on December 19, 2017**

YEAR	CLUB	W	L	ERA	G	GS	CG	SHO	SV	IP	H	R	ER	HR	HB	BB-I	SO	WP	BK
2018	DSL Rays 1	2	0	0.81	19	1	0	0	6	33.1	12	3	3	0	5	13-0	35	2	0
2019	GCL Rays	1	0	1.29	11	0	0	0	0	21.0	20	4	3	0	4	11-0	25	0	0
	Charlotte	1	0	0.00	2	0	0	0	0	4.1	1	0	0	0	2	1-0	6	0	0
2020		Did Not Pitch																	
2021	Bowling Green	8	2	4.23	26	6	0	0	0	66.0	54	36	31	9	5	27-0	63	2	0
<b>Minor League Totals</b>		<b>12</b>	<b>2</b>	<b>2.67</b>	<b>58</b>	<b>7</b>	<b>0</b>	<b>0</b>	<b>6</b>	<b>124.2</b>	<b>87</b>	<b>43</b>	<b>37</b>	<b>9</b>	<b>16</b>	<b>52-0</b>	<b>129</b>	<b>4</b>	<b>0</b>

**GARCÍA, YEISON** / LEFT-HANDED PITCHER

BATS **Left**  
THROWS **Left**  
HEIGHT **6'3"**  
WEIGHT **180**

BORN **10/12/04** in La Romana, DR  
RESIDES **La Romana, DR**  
SIGNING SCOUT **Remmy Hernandez/Daniel Santana**  
ACQUIRED **Signed as a free agent on January 15, 2022**

**GASTON, SANDY** / RIGHT-HANDED PITCHER

BATS **Right**  
THROWS **Right**  
HEIGHT **6'3"**  
WEIGHT **200**

BORN **12/16/01** in Matanzas, Cuba  
RESIDES **Santo Domingo, DR**  
SIGNING SCOUT **Carlos Rodriguez/Danny Santana**  
ACQUIRED **Signed as a free agent on November 1, 2018**

**2021** Went 3-1 with a 3.60 ERA (50-IP, 20-ER) and 70 SO in 14 apps (10 starts) between the FCL Rays and Low-A Charleston....ranked by *Baseball America* as the No. 13 prospect in the Rays system following the season.

YEAR	CLUB	W	L	ERA	G	GS	CG	SHO	SV	IP	H	R	ER	HR	HB	BB-I	SO	WP	BK
2019	GCL Rays	1	2	6.00	11	6	0	0	0	27.0	23	20	18	1	2	27-0	31	7	0
2020		Did Not Pitch																	
2021	FCL Rays	1	0	3.20	7	3	0	0	0	19.2	7	8	7	1	1	13-0	32	7	0
	Charleston	2	1	3.86	7	7	0	0	0	30.1	22	16	13	2	5	22-0	38	7	0
<b>Minor League Totals</b>		<b>4</b>	<b>3</b>	<b>4.44</b>	<b>25</b>	<b>16</b>	<b>0</b>	<b>0</b>	<b>0</b>	<b>77.0</b>	<b>52</b>	<b>44</b>	<b>38</b>	<b>4</b>	<b>8</b>	<b>62-0</b>	<b>101</b>	<b>21</b>	<b>0</b>



## GAU, CHRISTOPHER / RIGHT-HANDED PITCHER

BATS **Left**  
THROWS **Right**  
HEIGHT **6'2"**  
WEIGHT **205**

BORN **2/3/97** in Jacksonville, FL  
RESIDES **Jacksonville, FL**  
SIGNING SCOUT **Brett Foley**  
ACQUIRED **Selected in the 14th round of the 2018 Amateur Draft**

YEAR	CLUB	W	L	ERA	G	GS	CG	SHO	SV	IP	H	R	ER	HR	HB	BB-I	SO	WP	BK
2018	Princeton	5	1	2.92	13	0	0	0	0	24.2	21	10	8	3	1	7-0	30	3	1
2019	Bowling Green	0	1	36.00	2	0	0	0	0	1.0	3	4	4	0	0	2-0	2	4	0
	Hudson Valley	3	6	4.01	15	3	0	0	0	49.1	34	27	22	4	3	18-0	52	5	0
2020		Did Not Pitch																	
2021	Bowling Green	2	2	3.41	27	0	0	0	6	37.0	33	16	14	4	1	8-0	59	2	0
	Montgomery	2	0	2.31	7	0	0	0	0	11.2	8	3	3	2	0	5-0	21	1	0
<b>Minor League Totals</b>		<b>12</b>	<b>10</b>	<b>3.71</b>	<b>64</b>	<b>3</b>	<b>0</b>	<b>0</b>	<b>6</b>	<b>123.2</b>	<b>99</b>	<b>60</b>	<b>51</b>	<b>13</b>	<b>5</b>	<b>40-0</b>	<b>164</b>	<b>15</b>	<b>1</b>

## GOBILLOT, JOE / LEFT-HANDED PITCHER

BATS **Left**  
THROWS **Left**  
HEIGHT **6'6"**  
WEIGHT **225**

BORN **6/3/98** in Houston, TX  
RESIDES **Houston, TX**  
SIGNING SCOUT **Steve Ames**  
ACQUIRED **Selected in the 16th round of the 2019 Amateur Draft**

YEAR	CLUB	W	L	ERA	G	GS	CG	SHO	SV	IP	H	R	ER	HR	HB	BB-I	SO	WP	BK
2019	GCL Rays	2	1	4.05	4	1	0	0	0	6.2	2	5	3	0	0	11-0	10	8	0
2020		Did Not Pitch																	
2021		Injured-Did Not Pitch																	
<b>Minor League Totals</b>		<b>2</b>	<b>1</b>	<b>4.05</b>	<b>4</b>	<b>1</b>	<b>0</b>	<b>0</b>	<b>0</b>	<b>6.2</b>	<b>2</b>	<b>5</b>	<b>3</b>	<b>0</b>	<b>0</b>	<b>11-0</b>	<b>10</b>	<b>8</b>	<b>0</b>

## GÓMEZ, YONATHAN / RIGHT-HANDED PITCHER

BATS **Right**  
THROWS **Right**  
HEIGHT **6'2"**  
WEIGHT **155**

BORN **8/17/01** in Valencia, VEN  
RESIDES **Valencia, VEN**  
SIGNING SCOUT **Eddie Diaz/Jesus Valdez Jr.**  
ACQUIRED **Signed as a free agent on November 23, 2018**

YEAR	CLUB	W	L	ERA	G	GS	CG	SHO	SV	IP	H	R	ER	HR	HB	BB-I	SO	WP	BK
2019	DSL Rays 2	2	0	3.58	18	0	0	0	4	32.2	28	18	13	0	7	15-0	26	7	0
2020		Did Not Pitch																	
2021		Injured-Did Not Pitch																	
<b>Minor League Totals</b>		<b>2</b>	<b>0</b>	<b>3.58</b>	<b>18</b>	<b>0</b>	<b>0</b>	<b>0</b>	<b>4</b>	<b>32.2</b>	<b>28</b>	<b>18</b>	<b>13</b>	<b>0</b>	<b>7</b>	<b>15-0</b>	<b>26</b>	<b>7</b>	<b>0</b>

## GONZÁLEZ, CRISTHOFER / RIGHT-HANDED PITCHER

BATS **Right**  
THROWS **Right**  
HEIGHT **6'4"**  
WEIGHT **170**

BORN **12/18/04** in Baní, DR  
RESIDES **Baní, DR**  
SIGNING SCOUT **Daniel Santana**  
ACQUIRED **Signed as a free agent on January 15, 2022**

## GONZÁLEZ, RICARDO / SHORTSTOP

BATS **Switch**  
THROWS **Right**  
HEIGHT **6'1"**  
WEIGHT **165**

BORN **7/6/04** in Anaco, VEN  
RESIDES **El Tigre, EN**  
SIGNING SCOUT **Alex Zuniga**  
ACQUIRED **Signed as a free agent on January 15, 2022**





**GOSS, JJ** / RIGHT-HANDED PITCHER

BATS **Right**  
THROWS **Right**  
HEIGHT **6'3"**  
WEIGHT **175**

BORN **12/25/00** in **Houston, TX**  
RESIDES **Cypress, TX**  
SIGNING SCOUT **Pat Murphy**  
ACQUIRED **Selected in Competitive Balance Round A of the 2019 Amateur Draft**

**2021** Limited to 4 apps (3 starts) due to right shoulder impingement...ranked by *Baseball America* as the No. 17 prospect in the Rays system following the season. **2020** Pitched in the Instructional League in October...ranked by *Baseball America* as the No. 11 prospect in the Rays system following the season. **PERSONAL** Selected out of Cypress Ranch (Texas) High School after going 11-2 with a 0.64 ERA (87.1-IP, 8-ER) and 147 SO as a senior...committed to Texas A&M University before signing with the Rays.

YEAR	CLUB	W	L	ERA	G	GS	CG	SHO	SV	IP	H	R	ER	HR	HB	BB-I	SO	WP	BK
2019	GCL Rays	1	3	5.82	9	8	0	0	0	17.0	19	11	11	1	1	2-0	16	2	0
2020										Did Not Pitch									
2021	FCL Rays	1	0	6.10	4	3	0	0	0	10.1	15	7	7	0	0	0-0	12	2	0
<b>Minor League Totals</b>		<b>2</b>	<b>3</b>	<b>5.93</b>	<b>13</b>	<b>11</b>	<b>0</b>	<b>0</b>	<b>0</b>	<b>27.1</b>	<b>34</b>	<b>18</b>	<b>18</b>	<b>1</b>	<b>1</b>	<b>2-0</b>	<b>28</b>	<b>4</b>	<b>0</b>

**GRAY, TRISTAN** / INFIELDER

BATS **Left**  
THROWS **Right**  
HEIGHT **6'3"**  
WEIGHT **220**

BORN **3/22/96** in **Houston, TX**  
RESIDES **Missouri City, TX**  
SIGNING SCOUT **Wayne Mathis (Pirates)**  
ACQUIRED **Via trade from Pittsburgh on February 22, 2018**

YEAR	CLUB	AVG	G	AB	R	H	2B	3B	HR	RBI	SH	SF	HB	BB-I	SO	SB	CS	GDP	OBP	SLG
2017	West Virginia	.269	53	208	28	56	12	6	7	37	3	3	1	19-0	32	5	7	5	.329	.486
2018	Charlotte	.238	118	449	71	107	38	2	13	69	0	5	3	39-1	113	5	5	4	.300	.419
2019	Montgomery	.225	122	418	59	94	16	5	17	64	1	6	9	61-2	92	2	10	3	.332	.409
2020										Did Not Play										
2021	Durham	.246	75	248	36	61	13	4	8	33	0	2	2	23-0	81	1	1	4	.313	.427
<b>Minor League Totals</b>		<b>.240</b>	<b>368</b>	<b>1323</b>	<b>194</b>	<b>318</b>	<b>79</b>	<b>17</b>	<b>45</b>	<b>203</b>	<b>4</b>	<b>16</b>	<b>15</b>	<b>142-3</b>	<b>318</b>	<b>13</b>	<b>23</b>	<b>16</b>	<b>.318</b>	<b>.428</b>

**GROSS, ANDREW** / RIGHT-HANDED PITCHER

BATS **Right**  
THROWS **Right**  
HEIGHT **6'4"**  
WEIGHT **195**

BORN **9/19/96** in **Phoenix, AZ**  
RESIDES **Chandler, AZ**  
SIGNING SCOUT **Jonathan Hall**  
ACQUIRED **Selected in the 39th round of the 2019 Amateur Draft**

YEAR	CLUB	W	L	ERA	G	GS	CG	SHO	SV	IP	H	R	ER	HR	HB	BB-I	SO	WP	BK
2019	Hudson Valley	1	4	3.41	20	0	0	0	7	29.0	28	17	11	0	5	11-4	31	3	1
2020										Did Not Pitch									
2021	Charleston	6	1	1.66	33	1	0	0	2	59.2	47	17	11	2	6	6-1	59	5	0
<b>Minor League Totals</b>		<b>7</b>	<b>5</b>	<b>2.23</b>	<b>53</b>	<b>1</b>	<b>0</b>	<b>0</b>	<b>9</b>	<b>88.2</b>	<b>75</b>	<b>34</b>	<b>22</b>	<b>2</b>	<b>11</b>	<b>17-5</b>	<b>90</b>	<b>8</b>	<b>1</b>

**GUAQUIRIAN, ÁNGEL** / RIGHT-HANDED PITCHER

BATS **Right**  
THROWS **Right**  
HEIGHT **6'3"**  
WEIGHT **175**

BORN **3/21/03** in **Barcelona, VEN**  
RESIDES **Barcelona, VEN**  
SIGNING SCOUT **Carlos León/Juan Castillo/Federico Hernandez**  
ACQUIRED **Signed as a free agent on July 2, 2019**

YEAR	CLUB	W	L	ERA	G	GS	CG	SHO	SV	IP	H	R	ER	HR	HB	BB-I	SO	WP	BK
2021	DSL Rays 1	0	2	4.56	15	4	0	0	0	25.2	33	17	13	1	2	7-0	15	4	0



## GUZMÁN, CRISTIAN / RIGHT-HANDED PITCHER

BATS **Right**  
 THROWS **Right**  
 HEIGHT **5'11"**  
 WEIGHT **155**

BORN **5/8/02** in **Coro, VEN**  
 RESIDES **Coro, VEN**  
 SIGNING SCOUT **Edward Rojas/Marlon Roche/William Bergolla**  
 ACQUIRED **Signed as a free agent on October 17, 2018**

YEAR	CLUB	W	L	ERA	G	GS	CG	SHO	SV	IP	H	R	ER	HR	HB	BB-I	SO	WP	BK
2021	FCL Rays	2	0	0.00	5	2	0	0	0	10.0	6	0	0	0	1	7-0	16	4	0

## HAKANSON, JEFF / RIGHT-HANDED PITCHER

BATS **Right**  
 THROWS **Right**  
 HEIGHT **6'0"**  
 WEIGHT **185**

BORN **8/4/98** in **Tampa, FL**  
 RESIDES **Tampa, FL**  
 SIGNING SCOUT **Brett Foley**  
 ACQUIRED **Selected in the fifth round of the 2020 Amateur Draft**

YEAR	CLUB	W	L	ERA	G	GS	CG	SHO	SV	IP	H	R	ER	HR	HB	BB-I	SO	WP	BK
2021	FCL Rays	2	0	2.84	4	0	0	0	0	6.1	2	3	2	1	1	1-0	11	1	0

## HALEY, JIM / INFILDER

BATS **Right**  
 THROWS **Right**  
 HEIGHT **6'2"**  
 WEIGHT **195**

BORN **2/23/95** in **Lansdowne, PA**  
 RESIDES **Upper Darby, PA**  
 SIGNING SCOUT **Lou Wieben**  
 ACQUIRED **Selected in the 19th round of the 2016 Amateur Draft**

YEAR	CLUB	AVG	G	AB	R	H	2B	3B	HR	RBI	SH	SF	HB	BB-I	SO	SB	CS	GDP	OBP	SLG
2016	Hudson Valley	.285	65	246	27	70	7	3	1	19	0	3	3	20-0	42	13	7	1	.342	.350
2017	Charlotte	.224	42	125	8	28	4	0	0	16	1	1	1	7-0	31	9	1	2	.269	.256
	Bowling Green	.320	27	100	9	32	6	0	1	14	0	3	2	4-0	17	2	0	1	.349	.410
2018	Bowling Green	.323	80	300	47	97	22	2	7	47	3	4	6	15-0	52	13	2	6	.363	.480
2019	Charlotte	.280	85	318	46	89	13	1	8	47	0	1	7	19-0	85	18	3	7	.333	.403
	Montgomery	.286	37	133	27	38	6	2	8	34	0	2	1	6-0	23	9	2	0	.317	.541
2020																				
2021	Montgomery	.205	94	336	51	69	17	2	14	39	0	3	10	24-0	118	18	5	7	.276	.393
	Durham	.000	1	4	0	0	0	0	0	0	0	0	0	0-0	0	0	0	0	.000	.000
<b>Minor League Totals</b>		<b>.271</b>	<b>431</b>	<b>1562</b>	<b>215</b>	<b>423</b>	<b>75</b>	<b>10</b>	<b>39</b>	<b>216</b>	<b>4</b>	<b>17</b>	<b>30</b>	<b>95-0</b>	<b>368</b>	<b>82</b>	<b>20</b>	<b>24</b>	<b>.322</b>	<b>.407</b>

### DID YOU KNOW?

## RAYS & MLB VISIT CUBA

On March 20-22, 2016, the Rays traveled to Havana, Cuba, after being selected via lottery to be the first Major League Baseball team to visit Cuba since the 1999 Orioles. The voyage coincided with the historic diplomatic visit of President Barack Obama, the first sitting U.S. President to visit Cuba since Calvin Coolidge in 1928. Among the 55,000 in attendance at Estadio Latinoamericano for the March 21 contest were many dignitaries, including President Obama and the First Lady, Cuban President Raúl Castro, Cuban-born stars Luis Tiant and José Cardenal, MLB Commissioner Rob Manfred, Derek Jeter and Joe Torre. The Rays defeated the Cuban National Team, 4-1.



**HERNÁNDEZ, HERIBERTO** / OUTFIELDER

BATS **Right**  
THROWS **Right**  
HEIGHT **6'1"**  
WEIGHT **180**

BORN **12/16/99** in **Bonao, DR**  
RESIDES **Bonao, DR**  
SIGNING SCOUT **Willy Espinal (Rangers)**  
ACQUIRED **Via trade from Texas on December 10, 2020**

**2021** His 12 HR ranked 2nd on Low-A Charleston and his 44 RBI tied for 4th...played for the Scottsdale Scorpions in the Arizona Fall League...ranked by *Baseball America* as the No. 28 prospect in the Rays system following the season for a second consecutive year. **2020** Played in the Instructional League in October...acquired from the Rangers on Dec 10 in a six-player trade involving 1B/3B Nate Lowe. **2019** Spent most of the season with the AZL Rangers, but played 3 games with Short-A Spokane following an Aug 31 promotion...hit .345/.436/.635 (69-for-200) with 17 2B, 11 HR and 49 RBI in 53 games between the two levels...named to the Arizona League postseason All-Star Team...led the league with 48 RBI, 66 hits, 32 XBH and 124 total bases and ranked among league leaders in avg. (.344, 5th), doubles (17, tied for 2nd), home runs (11, tied for 2nd), on-base pct. (.433, 5th) and slugging pct. (.646, 3rd)...named to the Rangers Organizational All-Star Team by MLB.com and to the Rookie-level All-Star Team by *Baseball America*...ranked by *Baseball America* as the No. 20 prospect in the Rangers system following the season. **2018** Led the Dominican Summer League with 32 XBH...ranked 2nd with 12 HR, a .635 SLG and a 1.099 OPS and tied for 5th with 49 RBI.

**PERSONAL** Signed by the Rangers on Dec 13, 2017 out of the Dominican Republic.

YEAR	CLUB	AVG	G	AB	R	H	2B	3B	HR	RBI	SH	SF	HB	BB-I	SO	SB	CS	GDP	OBP	SLG
2018	DSL Rangers 2	.292	60	178	56	52	15	5	12	49	0	2	6	53-1	41	5	5	2	.464	.635
2019	AZL Rangers	.344	50	192	42	66	17	4	11	48	0	1	4	27-1	57	3	3	4	.433	.646
	Spokane	.375	3	8	4	3	0	0	0	1	0	0	0	2-0	3	3	0	0	.500	.375
2020														Did Not Play						
2021	Charleston	.252	73	254	57	64	15	0	12	44	0	8	9	49-3	90	7	4	3	.381	.453
<b>Minor League Totals</b>		<b>.293</b>	<b>186</b>	<b>632</b>	<b>159</b>	<b>185</b>	<b>47</b>	<b>9</b>	<b>35</b>	<b>142</b>	<b>0</b>	<b>11</b>	<b>19</b>	<b>131-5</b>	<b>191</b>	<b>18</b>	<b>12</b>	<b>9</b>	<b>.422</b>	<b>.562</b>

**HERNÁNDEZ, MAIKEL** / RIGHT-HANDED PITCHER

BATS **Right**  
THROWS **Right**  
HEIGHT **6'1"**  
WEIGHT **180**

BORN **6/8/05** in **Puerto Cabello, VEN**  
RESIDES **Puerto Cabello, VEN**  
SIGNING SCOUT **William Bergolla/Marlon Roche**  
ACQUIRED **Signed as a free agent on January 15, 2022**

**HERNÁNDEZ, LUIS** / RIGHT-HANDED PITCHER

BATS **Right**  
THROWS **Right**  
HEIGHT **6'4"**  
WEIGHT **195**

BORN **4/1/01** in **Puerto Plata, DR**  
RESIDES **Santiago, DR**  
SIGNING SCOUT **Daniel Santana**  
ACQUIRED **Signed as a free agent on September 3, 2021**

**HILARIO, DANNY** / RIGHT-HANDED PITCHER

BATS **Right**  
THROWS **Right**  
HEIGHT **6'3"**  
WEIGHT **180**

BORN **9/17/04** in **Bonao, DR**  
RESIDES **Bonao, DR**  
SIGNING SCOUT **Rigoberto De Los Santos/Daniel Santana**  
ACQUIRED **Signed as a free agent on January 15, 2022**



## HIOTT, GARRETT / OUTFIELDER

BATS **Left**  
 THROWS **Right**  
 HEIGHT **6'0"**  
 WEIGHT **185**

BORN **7/7/97** in Margate, FL  
 RESIDES **Deerfield Beach, FL**  
 SIGNING SCOUT **Brett Foley**  
 ACQUIRED **Selected in the 25th round of the 2019 Amateur Draft**

YEAR	CLUB	AVG	G	AB	R	H	2B	3B	HR	RBI	SH	SF	HB	BB-I	SO	SB	CS	GDP	OBP	SLG
2019	Hudson Valley	.271	56	203	37	55	4	5	1	28	0	2	4	32-0	46	20	5	4	.378	.355
2020		Did Not Play																		
2021	Charleston	.268	42	149	32	40	5	3	6	28	1	2	3	25-1	52	11	2	1	.380	.463
<b>Minor League Totals</b>		<b>.270</b>	<b>98</b>	<b>352</b>	<b>69</b>	<b>95</b>	<b>9</b>	<b>8</b>	<b>7</b>	<b>56</b>	<b>1</b>	<b>4</b>	<b>7</b>	<b>57-1</b>	<b>98</b>	<b>31</b>	<b>7</b>	<b>5</b>	<b>.379</b>	<b>.401</b>

## HOGAN, MILLER / RIGHT-HANDED PITCHER

BATS **Right**  
 THROWS **Right**  
 HEIGHT **6'2"**  
 WEIGHT **200**

BORN **7/18/96** in Wichita, KS  
 RESIDES **Olathe, KS**  
 SIGNING SCOUT **Matt Alison**  
 ACQUIRED **Selected in the sixth round of the 2018 Amateur Draft**

YEAR	CLUB	W	L	ERA	G	GS	CG	SHO	SV	IP	H	R	ER	HR	HB	BB-I	SO	WP	BK	
2018	Hudson Valley	2	4	4.76	11	8	0	0	0	34.0	34	18	18	3	2	8-0	32	1	0	
2019	Charlotte	0	0	0.00	1	0	0	0	0	2.0	0	0	0	0	0	2-0	1	0	0	
	Bowling Green	7	3	3.08	20	9	0	0	1	79.0	73	29	27	8	3	9-0	79	4	0	
2020		Did Not Pitch																		
2021	Bowling Green	4	2	3.62	24	4	0	0	2	54.2	40	25	22	9	8	9-0	57	2	0	
	Durham	1	0	27.00	1	0	0	0	0	1.0	3	3	3	2	0	0-0	2	0	0	
	Montgomery	0	1	3.18	4	4	0	0	0	17.0	18	9	6	2	2	0-0	19	1	0	
<b>Minor League Totals</b>		<b>14</b>	<b>10</b>	<b>3.64</b>	<b>61</b>	<b>25</b>	<b>0</b>	<b>0</b>	<b>3</b>	<b>187.2</b>	<b>168</b>	<b>84</b>	<b>76</b>	<b>24</b>	<b>15</b>	<b>28-0</b>	<b>190</b>	<b>8</b>	<b>0</b>	

## HOLLIS, CONNOR / INFIELDER

BATS **Right**  
 THROWS **Right**  
 HEIGHT **5'10"**  
 WEIGHT **175**

BORN **11/18/94** in Arlington, TX  
 RESIDES **Arlington, TX**  
 SIGNING SCOUT **Pat Murphy**  
 ACQUIRED **Signed as a non-drafted free agent on June 22, 2018**

YEAR	CLUB	AVG	G	AB	R	H	2B	3B	HR	RBI	SH	SF	HB	BB-I	SO	SB	CS	GDP	OBP	SLG
2018	Princeton	.365	48	170	48	62	11	0	7	26	0	2	7	28-0	30	8	3	2	.469	.553
2019	Bowling Green	.281	41	153	28	43	13	2	4	18	0	2	7	13-0	33	4	1	6	.360	.471
	GCL Rays	.000	2	4	1	0	0	0	0	0	0	0	0	2-0	0	1	0	0	.333	.000
	Charlotte	.226	12	31	7	7	1	0	0	3	0	0	2	7-0	7	1	1	0	.400	.258
2020		Did Not Play																		
2021	Bowling Green	.277	63	231	45	64	16	1	5	26	0	2	5	22-0	45	12	1	6	.350	.420
	Montgomery	.375	10	32	3	12	5	2	0	2	0	0	0	4-0	10	0	1	1	.444	.656
<b>Minor League Totals</b>		<b>.303</b>	<b>176</b>	<b>621</b>	<b>132</b>	<b>188</b>	<b>46</b>	<b>5</b>	<b>16</b>	<b>75</b>	<b>0</b>	<b>6</b>	<b>21</b>	<b>76-0</b>	<b>125</b>	<b>26</b>	<b>7</b>	<b>15</b>	<b>.394</b>	<b>.470</b>

## HUFFINS, ZACH / OUTFIELDER

BATS **Right**  
 THROWS **Right**  
 HEIGHT **6'2"**  
 WEIGHT **185**

BORN **6/16/99** in Winston Salem, NC  
 RESIDES **West Lafayette, IN**  
 SIGNING SCOUT **David Hamlett**  
 ACQUIRED **Selected in the 13th round of the 2019 Amateur Draft**

YEAR	CLUB	AVG	G	AB	R	H	2B	3B	HR	RBI	SH	SF	HB	BB-I	SO	SB	CS	GDP	OBP	SLG
2019	GCL Rays	.272	28	92	15	25	3	3	0	7	0	0	0	6-0	24	7	1	0	.316	.370
2020		Did Not Play																		
2021	FCL Rays	.263	14	38	10	10	4	1	2	9	0	0	1	4-0	15	3	0	0	.349	.579
<b>Minor League Totals</b>		<b>.269</b>	<b>42</b>	<b>130</b>	<b>25</b>	<b>35</b>	<b>7</b>	<b>4</b>	<b>2</b>	<b>16</b>	<b>0</b>	<b>0</b>	<b>1</b>	<b>10-0</b>	<b>39</b>	<b>10</b>	<b>1</b>	<b>0</b>	<b>.326</b>	<b>.431</b>



## HULSIZER, NIKO / OUTFIELDER

BATS **Right**  
THROWS **Right**  
HEIGHT **6'2"**  
WEIGHT **200**

BORN **2/1/97** in Mohnton, PA  
RESIDES **Mohnton, PA**  
SIGNING SCOUT **Marty Lamb (Dodgers)**  
ACQUIRED **Via trade from Los Angeles-NL on July 31, 2019**

YEAR	CLUB	AVG	G	AB	R	H	2B	3B	HR	RBI	SH	SF	HB	BB-I	SO	SB	CS	GDP	OBP	SLG
2018	Ogden	.281	48	160	47	45	13	0	9	32	0	1	11	30-0	52	12	2	5	.426	.531
2019	Great Lakes	.268	58	209	46	56	17	1	15	49	0	2	8	37-3	75	4	1	0	.395	.574
	R. Cucamonga	.259	25	85	15	22	6	0	5	18	0	3	1	9-0	33	3	2	1	.327	.506
	GCL Rays Charlotte	.111 .235	4 9	9 34	0 4	1 8	0 2	0 0	0 1	0 4	0 0	1 1	0 0	2-0 4-0	4 11	0 0	1 1	1	.273	.111 .382
2020	Did Not Play																			
2021	Bowling Green	.248	44	153	36	38	10	0	13	41	0	0	2	25-1	70	7	0	1	.361	.569
	Montgomery	.243	51	173	31	42	10	1	8	35	0	1	2	20-0	78	2	0	1	.327	.451
<b>Minor League Totals</b>		<b>.258</b>	<b>239</b>	<b>823</b>	<b>179</b>	<b>212</b>	<b>58</b>	<b>2</b>	<b>51</b>	<b>180</b>	<b>0</b>	<b>8</b>	<b>24</b>	<b>127-4</b>	<b>323</b>	<b>28</b>	<b>7</b>	<b>9</b>	<b>.370</b>	<b>.519</b>

## HUNLEY, SEAN / RIGHT-HANDED PITCHER

BATS **Right**  
THROWS **Right**  
HEIGHT **6'4"**  
WEIGHT **215**

BORN **7/5/99** in Hermitage, TN  
RESIDES **Mount Juliet, TN**  
SIGNING SCOUT **Steve Ames**  
ACQUIRED **Selected in the 19th round of the 2021 Amateur Draft**

YEAR	CLUB	W	L	ERA	G	GS	CG	SHO	SV	IP	H	R	ER	HR	HB	BB-I	SO	WP	BK
2021	FCL Rays	1	0	2.35	6	0	0	0	1	7.2	6	2	2	0	0	0-0	12	0	1

## HUNT, BLAKE / CATCHER

BATS **Right**  
THROWS **Right**  
HEIGHT **6'3"**  
WEIGHT **215**

BORN **11/10/98** in Costa Mesa, CA  
RESIDES **Orange, TX**  
SIGNING SCOUT **Nick Long (Padres)**  
ACQUIRED **Via trade from San Diego on December 29, 2020**

**2021** Hit .205 (58-for-283) with 9 HR and 41 RBI in 76 games between High-A Bowling Green and Double-A Montgomery...ranked by *Baseball America* as the No. 27 prospect in the Rays system following the season...the publication also tabbed him as the Best Defensive Catcher in the organization. **2020** Added to the Padres 60-man player pool on Sep 3 and played in the Instructional League...was acquired by the Rays from the Padres on Dec 29 for former Cy Young Award winner Blake Snell. **2019** Spent the entire season with Class-A Fort Wayne, missing the end of the season with a right quadriceps strain...ranked 3rd among minor league catchers with a .990 fielding pct. and threw out 33.0 pct. (33 of 100) of attempted base stealers...ranked by *Baseball America* as the No. 19 prospect in the Padres system following the season...the publication also tabbed him as the Best Defensive Catcher in the organization. **PERSONAL** Selected by the Padres in the second round of the 2017 Amateur Draft out of Mater Dei (Calif.) High School...committed to Pepperdine University before signing with the Padres.

YEAR	CLUB	AVG	G	AB	R	H	2B	3B	HR	RBI	SH	SF	HB	BB-I	SO	SB	CS	GDP	OBP	SLG
2017	AZL Padres	.214	8	28	7	6	2	0	1	4	0	1	1	3-0	13	0	0	1	.313	.393
	AZL Padres 2	.250	22	88	14	22	7	2	1	15	0	1	4	5-0	29	1	0	1	.316	.409
2018	Tri-City	.271	56	207	34	56	13	0	3	25	0	3	8	27-1	56	2	1	4	.371	.377
2019	Fort Wayne	.255	89	333	40	85	21	3	5	39	1	3	4	35-1	67	4	1	11	.331	.381
2020	Did Not Play																			
2021	Bowling Green	.225	59	227	41	51	15	2	9	41	0	2	2	26-0	79	1	0	2	.307	.427
	Montgomery	.125	17	56	5	7	2	0	0	0	1	0	0	6-0	25	0	0	0	.210	.161
<b>Minor League Totals</b>		<b>.242</b>	<b>251</b>	<b>939</b>	<b>141</b>	<b>227</b>	<b>60</b>	<b>7</b>	<b>19</b>	<b>124</b>	<b>2</b>	<b>9</b>	<b>19</b>	<b>102-2</b>	<b>269</b>	<b>8</b>	<b>2</b>	<b>19</b>	<b>.326</b>	<b>.381</b>



## INFANTE, DIEGO / OUTFIELDER

BATS **Right**  
THROWS **Right**  
HEIGHT **6'2"**  
WEIGHT **195**

BORN **10/22/99** in La Guaira, VEN  
RESIDES **La Guaira, VEN**  
SIGNING SCOUT **Juan Castillo/Marlon Roche/Ronnie Blanco**  
ACQUIRED **Signed as a free agent on July 2, 2016**

YEAR	CLUB	AVG	G	AB	R	H	2B	3B	HR	RBI	SH	SF	HB	BB-I	SO	SB	CS	GDP	OBP	SLG
2017	DSL Rays 2	.255	43	161	25	41	10	2	0	15	1	0	0	14-0	33	10	1	4	.314	.342
2018	GCL Rays	.232	34	125	16	29	4	1	1	21	0	0	0	8-0	34	6	0	1	.278	.304
2019	Princeton	.288	61	240	37	69	14	1	12	52	0	1	5	16-0	71	4	1	3	.344	.504
2020														Did Not Play						
2021	Charleston	.296	101	371	83	110	20	5	16	80	0	5	6	56-3	114	20	8	8	.393	.507
	Bowling Green	.500	5	20	1	10	2	0	0	3	0	0	0	1-0	4	0	0	0	.524	.600
<b>Minor League Totals</b>		<b>.282</b>	<b>244</b>	<b>917</b>	<b>162</b>	<b>259</b>	<b>50</b>	<b>9</b>	<b>29</b>	<b>171</b>	<b>1</b>	<b>6</b>	<b>11</b>	<b>95-3</b>	<b>256</b>	<b>40</b>	<b>10</b>	<b>16</b>	<b>.355</b>	<b>.451</b>

## JAVIER, SEBASTIAN / RIGHT-HANDED PITCHER

BATS **Right**  
THROWS **Right**  
HEIGHT **6'0"**  
WEIGHT **185**

BORN **12/26/03** in Santo Domingo, DR  
RESIDES **Santo Domingo, DR**  
SIGNING SCOUT **Daniel Santana**  
ACQUIRED **Signed as a free agent on January 15, 2021**

YEAR	CLUB	W	L	ERA	G	GS	CG	SHO	SV	IP	H	R	ER	HR	HB	BB-I	SO	WP	BK
2021	DSL Rays 2	1	3	18.69	4	3	0	0	0	4.1	7	10	9	0	1	8-0	2	5	1

## JIMÉNEZ, ANTONIO / LEFT-HANDED PITCHER

BATS **Left**  
THROWS **Left**  
HEIGHT **5'11"**  
WEIGHT **145**

BORN **5/6/01** in San Pedro de Macoris, DR  
RESIDES **San Pedro de Macoris, DR**  
SIGNING SCOUT **Daniel Santana**  
ACQUIRED **Signed as a free agent on June 14, 2018**

YEAR	CLUB	W	L	ERA	G	GS	CG	SHO	SV	IP	H	R	ER	HR	HB	BB-I	SO	WP	BK
2018	DSL Rays 1	3	1	2.89	11	0	0	0	1	18.2	17	7	6	0	1	13-0	20	5	0
2019	DSL Rays 2	2	2	2.90	14	13	0	0	0	62.0	44	28	20	0	10	30-0	68	18	0
2020																			
2021	FCL Rays	2	0	1.65	8	5	0	0	1	32.2	23	6	6	1	4	7-0	44	2	0
	Charleston	1	1	4.70	4	2	0	0	0	15.1	13	9	8	2	2	7-0	20	2	0
<b>Minor League Totals</b>		<b>8</b>	<b>4</b>	<b>2.80</b>	<b>37</b>	<b>20</b>	<b>0</b>	<b>0</b>	<b>2</b>	<b>128.2</b>	<b>97</b>	<b>50</b>	<b>40</b>	<b>3</b>	<b>17</b>	<b>57-0</b>	<b>152</b>	<b>27</b>	<b>0</b>

## JIMÉNEZ, ARISON / OUTFIELDER

BATS **Right**  
THROWS **Right**  
HEIGHT **5'10"**  
WEIGHT **155**

BORN **11/5/02** in Mao, DR  
RESIDES **Mao, DR**  
SIGNING SCOUT **Victor Torres/Daniel Santana**  
ACQUIRED **Signed as a free agent on July 2, 2019**

## JIMÉNEZ, HUMBERTO / RIGHT-HANDED PITCHER

BATS **Right**  
THROWS **Right**  
HEIGHT **6'2"**  
WEIGHT **175**

BORN **9/29/01** in Barquisimeto, VEN  
RESIDES **Barquisimeto, VEN**  
SIGNING SCOUT **Carlos León/William Bergolla**  
ACQUIRED **Signed as a free agent on January 15, 2021**

YEAR	CLUB	W	L	ERA	G	GS	CG	SHO	SV	IP	H	R	ER	HR	HB	BB-I	SO	WP	BK
2021	DSL Rays 1	0	1	3.20	12	5	0	0	1	19.2	21	10	7	0	2	18-0	17	3	0



## JOHNSON, CHRISTIAN / OUTFIELDER

BATS **Right**  
THROWS **Right**  
HEIGHT **5'11"**  
WEIGHT **180**

BORN **6/4/01** in Jackson, MS  
RESIDES **Clinton, MS**  
SIGNING SCOUT **Rickey Drexler**  
ACQUIRED **Selected in the 19th round of the 2019 Amateur Draft**

YEAR	CLUB	AVG	G	AB	R	H	2B	3B	HR	RBI	SH	SF	HB	BB-I	SO	SB	CS	GDP	OBP	SLG
2019	GCL Rays	.169	23	65	3	11	1	0	0	4	1	1	1	1-0	18	2	3	1	.191	.185
2020		Did Not Play																		
2021	FCL Rays	.170	18	47	5	8	2	2	0	6	0	2	2	1-0	11	0	1	0	.212	.298
<b>Minor League Totals</b>		<b>.170</b>	<b>41</b>	<b>112</b>	<b>8</b>	<b>19</b>	<b>3</b>	<b>2</b>	<b>0</b>	<b>10</b>	<b>1</b>	<b>3</b>	<b>3</b>	<b>2-0</b>	<b>29</b>	<b>2</b>	<b>4</b>	<b>1</b>	<b>.200</b>	<b>.232</b>

## JOHNSON, SETH / RIGHT-HANDED PITCHER

BATS **Right**  
THROWS **Right**  
HEIGHT **6'1"**  
WEIGHT **195**

BORN **9/19/98** in Concord, NC  
RESIDES **Port Charlotte, FL**  
SIGNING SCOUT **Joe Hastings**  
ACQUIRED **Selected in Competitive Balance Round A of the 2019 Amateur Draft**

**2021** Ranked 2nd in High-A East and 4th among Rays minor leaguers with 115 SO...pitched to a 0.84 ERA (43-IP, 4-ER) in his final 9 apps (8 starts) of the season...ranked by *Baseball America* as the No. 12 prospect in the Rays system following the season. **2020** Pitched in the Instructional League in October...ranked by *Baseball America* as the No. 18 prospect in the Rays system following the season. **2019** Split his first professional season between the GCL Rays and Princeton, going 0-1 with a 2.12 ERA (17-IP, 4-ER) in 9 starts. **PERSONAL** Selected out of Campbell University, and was the highest draft selection in program history...ranked by *Baseball America* as the No. 28 overall player in the 2019 Amateur Draft...spent his first two seasons at Louisburg (N.C.) Junior College, primarily as a shortstop.

YEAR	CLUB	W	L	ERA	G	GS	CG	SHO	SV	IP	H	R	ER	HR	HB	BB-I	SO	WP	BK	
2019	GCL Rays	0	0	0.00	5	5	0	0	0	10.0	7	0	0	0	0	2-0	7	1	0	
	Princeton	0	1	5.14	4	4	0	0	0	7.0	10	5	4	0	0	1-0	9	0	0	
2020		Did Not Pitch																		
2021	Charleston	6	6	2.88	23	16	0	0	0	93.2	86	43	30	7	5	33-0	115	7	1	
<b>Minor League Totals</b>		<b>6</b>	<b>7</b>	<b>2.77</b>	<b>32</b>	<b>25</b>	<b>0</b>	<b>0</b>	<b>0</b>	<b>110.2</b>	<b>103</b>	<b>48</b>	<b>34</b>	<b>7</b>	<b>5</b>	<b>36-0</b>	<b>131</b>	<b>8</b>	<b>1</b>	

## DID YOU KNOW?

## ORGANIZATION LEAGUE MVPs

## YEAR PLAYER (LEAGUE)

1997	Jared Sandberg (Appalachian)
1999	Andrew Beinbrink (New York-Penn) Steve Cox (International)
2000	Josh Hamilton (South Atlantic)
2001	Toby Hall (International) Jonny Gomes (Appalachian)
2002	Rocco Baldelli (California) Wes Bankston (Appalachian)
2005	Delmon Young (Southern)
2006	Reid Brignac (California) Kevin Witt (International)

## YEAR PLAYER (LEAGUE)

2007	Evan Longoria (Southern)
2009	Desmond Jennings (Southern)
2010	Dan Johnson (International)
2011	Russ Canzler (International)
2017	Brandon Lowe (Florida State)
2018	Wander Franco (Appalachian)
2021	Jonathan Aranda (Double-A South) Diego Infante (Low-A East)

TB



## JONES, GREG / INFILDER

BATS **Switch**  
 THROWS **Right**  
 HEIGHT **6'2"**  
 WEIGHT **185**

BORN **3/7/98** in Cary, NC  
 RESIDES **Raleigh, NC**  
 SIGNING SCOUT **Joe Hastings**  
 ACQUIRED **Selected in the first round (22nd overall) of the 2019 Amateur Draft**

**2021** Hit .270/.366/.482 (74-for-274) with 14 HR and 40 RBI in 72 games between High-A Bowling Green and Double-A Montgomery...named Minor League Baserunner of the Year by the Rays Baseball Operations department... was successful on 94.4 pct. (34 of 36) of stolen base attempts between the two levels...ranked 2nd among Rays minor leaguers and tied for 3rd in High-A East in stolen bases...named to the Rays Organizational All-Star Team by MLB. com...did not play in the Arizona Fall League due to a quad injury...ranked by *Baseball America* as the No. 6 prospect in the Rays system following the season...the publication also tabbed him as the Best Baserunner and Fastest Base-runner in High-A East in its Best Tools survey. **2020** Added to the Rays 60-man player pool on Sep 1 and spent time at the alternate training site in Port Charlotte...missed most of the Instructional League with a minor knee injury...ranked by *Baseball America* as the No. 14 prospect in the Rays system following the season...the publication also tabbed him as the Best Athlete in the organization for a second consecutive year. **2019** Named Most Valuable Player for Short-A Hudson Valley by the Rays Baseball Operations department...ranked among New York-Penn League leaders in avg. (.335, 3rd), runs (39, tied for 5th), hits (64, 9th), on-base pct. (.413, 2nd), slugging pct. (.461, 7th) and stolen bases (19, tied for 6th)...earned NYPL midseason All-Star honors and was named the system's Player of the Month for July...his .335 avg. ranked 1st among Rays minor leaguers (min. 150 AB)...ranked by *Baseball America* as the No. 12 prospect in the Rays system following the season. **PERSONAL** Was the highest draft selection ever out of UNC Wilmington, where he hit .341/.491/.543 (76-for-223) with 5 HR, 36 RBI and 42 SB in 63 games (62 starts) as a sophomore...ranked 5th among Division I players and led the Colonial Athletic Association in steals...led the conference in on-base pct., triples, runs (70) and walks (55) and ranked 2nd in avg. and hits...his 9 3B and 42 SB both tied single-season program records...ranked by *Baseball America* as having the Best Speed among college players in the 2019 Amateur Draft... previously selected by the Orioles in the 17th round of the 2017 Amateur Draft out of Cary (N.C.) High School.

YEAR	CLUB	AVG	G	AB	R	H	2B	3B	HR	RBI	SH	SF	HB	BB-I	SO	SB	CS	GDP	OBP	SLG
2019	Hudson Valley	.335	48	191	39	64	13	4	1	24	0	1	4	22-0	56	19	8	0	.413	.461
2020		Did Not Play																		
2021	Bowling Green	.291	56	220	48	64	7	3	13	38	0	1	7	29-0	75	27	2	0	.389	.527
	Montgomery	.185	16	54	8	10	1	1	1	2	0	0	2	4-0	21	7	0	0	.267	.296
<b>Minor League Totals</b>		<b>.297</b>	<b>120</b>	<b>465</b>	<b>95</b>	<b>138</b>	<b>21</b>	<b>8</b>	<b>15</b>	<b>64</b>	<b>0</b>	<b>2</b>	<b>13</b>	<b>55-0</b>	<b>152</b>	<b>53</b>	<b>10</b>	<b>0</b>	<b>.385</b>	<b>.473</b>

## KINNEY, COOPER / INFILDER

BATS **Left**  
 THROWS **Right**  
 HEIGHT **6'3"**  
 WEIGHT **200**

BORN **1/27/03** in Kennesaw, GA  
 RESIDES **Chattanooga, TN**  
 SIGNING SCOUT **Steve Ames**  
 ACQUIRED **Selected in Competitive Balance Round A of the 2021 Amateur Draft**

**2021** Ranked by *Baseball America* as the No. 16 prospect in the Rays system following the season. **PERSONAL** Selected out of The Baylor Schools (Tenn.)...hit .480/.539/.990 (48-for-100) with 19 2B, 10 HR and 50 RBI in 31 games as a high school senior...his father, Mike, was his head coach and led Baylor to Division II Class-AA state championships in 2018, 2019 and 2021...committed to play at the University of South Carolina before signing with the Rays.

YEAR	CLUB	AVG	G	AB	R	H	2B	3B	HR	RBI	SH	SF	HB	BB-I	SO	SB	CS	GDP	OBP	SLG
2021	FCL Rays	.286	11	35	9	10	1	1	0	5	0	0	2	10-0	9	2	0	0	.468	.371





**LABOSKY, JACK** / RIGHT-HANDED PITCHER

BATS **Right**  
THROWS **Right**  
HEIGHT **6'3"**  
WEIGHT **230**

BORN **7/19/96** in **Clovis, CA**  
RESIDES **Murdock, FL**  
SIGNING SCOUT **Joe Hastings**  
ACQUIRED **Selected in the 22nd round of the 2018 Amateur Draft**

YEAR	CLUB	W	L	ERA	G	GS	CG	SHO	SV	IP	H	R	ER	HR	HB	BB-I	SO	WP	BK	
2018	Hudson Valley	3	2	2.63	17	0	0	0	3	37.2	37	14	11	2	0	5-0	34	1	0	
2019	Charlotte	3	6	2.62	33	1	0	0	5	65.1	62	24	19	3	0	7-0	50	0	0	
2020		Did Not Pitch																		
2021	Montgomery	2	4	4.20	28	11	0	0	0	79.1	71	44	37	15	4	16-1	76	0	0	
<b>Minor League Totals</b>		<b>8</b>	<b>12</b>	<b>3.31</b>	<b>78</b>	<b>12</b>	<b>0</b>	<b>0</b>	<b>8</b>	<b>182.1</b>	<b>170</b>	<b>82</b>	<b>67</b>	<b>20</b>	<b>4</b>	<b>28-1</b>	<b>160</b>	<b>1</b>	<b>0</b>	

**LA SORSA, JOE** / LEFT-HANDED PITCHER

BATS **Left**  
THROWS **Left**  
HEIGHT **6'5"**  
WEIGHT **215**

BORN **4/29/98** in **Jamaica, NY**  
RESIDES **Katonah, NY**  
SIGNING SCOUT **Zach Clark**  
ACQUIRED **Selected in the 18th round of the 2019 Amateur Draft**

YEAR	CLUB	W	L	ERA	G	GS	CG	SHO	SV	IP	H	R	ER	HR	HB	BB-I	SO	WP	BK	
2019	Hudson Valley	5	3	2.23	17	0	0	0	1	36.1	29	13	9	2	1	9-1	30	3	0	
2020		Did Not Pitch																		
2021	Bowling Green	2	1	4.71	12	6	0	0	0	36.1	34	22	19	8	1	14-0	29	1	0	
	Charleston	0	2	2.41	19	0	0	0	4	33.2	23	11	9	2	4	5-0	40	0	0	
<b>Minor League Totals</b>		<b>7</b>	<b>6</b>	<b>3.13</b>	<b>48</b>	<b>6</b>	<b>0</b>	<b>0</b>	<b>5</b>	<b>106.1</b>	<b>86</b>	<b>46</b>	<b>37</b>	<b>12</b>	<b>6</b>	<b>28-1</b>	<b>99</b>	<b>4</b>	<b>0</b>	

**LAUREANO, ISMAEL** / RIGHT-HANDED PITCHER

BATS **Right**  
THROWS **Right**  
HEIGHT **6'2"**  
WEIGHT **165**

BORN **7/2/05** in **El Seibo, DR**  
RESIDES **Hato Mayor, DR**  
SIGNING SCOUT **Daniel Santana**  
ACQUIRED **Signed as a free agent on January 15, 2022**

**LEATHERMAN, IAN** / RIGHT-HANDED PITCHER

BATS **Right**  
THROWS **Right**  
HEIGHT **6'0"**  
WEIGHT **185**

BORN **2/26/99** in **Grand Rapids, MI**  
RESIDES **Jenison, MI**  
SIGNING SCOUT **Luke Harrigan**  
ACQUIRED **Selected in the 16th round of the 2021 Amateur Draft**

YEAR	CLUB	W	L	ERA	G	GS	CG	SHO	SV	IP	H	R	ER	HR	HB	BB-I	SO	WP	BK
2021	FCL Rays	0	0	0.00	3	0	0	0	0	4.0	1	0	0	0	0	1-0	9	0	0
	Charleston	0	0	1.29	5	0	0	0	0	7.0	2	1	1	0	1	3-0	8	0	0
<b>Minor League Totals</b>		<b>0</b>	<b>0</b>	<b>0.82</b>	<b>8</b>	<b>0</b>	<b>0</b>	<b>0</b>	<b>0</b>	<b>11.0</b>	<b>3</b>	<b>1</b>	<b>1</b>	<b>0</b>	<b>1</b>	<b>4-0</b>	<b>17</b>	<b>0</b>	<b>0</b>



## LEÓN, LUIS / CATCHER

BATS **Switch**  
THROWS **Right**  
HEIGHT **6'0"**  
WEIGHT **175**

BORN **9/10/98** in Maracay, VEN  
RESIDES **Mariara, VEN**  
SIGNING SCOUT **Marlon Roche/Ronnie Blanco**  
ACQUIRED **Signed as a free agent on July 2, 2015**

YEAR	CLUB	AVG	G	AB	R	H	2B	3B	HR	RBI	SH	SF	HB	BB-I	SO	SB	CS	GDP	OBP	SLG
2016	DSL Rays 1	.227	55	207	23	47	12	1	1	24	1	1	1	20-0	39	3	3	3	.297	.309
2017	GCL Rays	.205	49	185	24	38	8	2	1	14	3	0	0	12-1	28	7	1	5	.254	.286
2018	GCL Rays	.230	40	148	17	34	5	0	2	14	0	0	1	21-0	26	2	3	4	.329	.304
	Princeton	.250	1	4	3	1	0	0	0	0	0	0	0	1-0	1	0	0	0	.500	.250
2019	Princeton	.341	43	173	29	59	12	1	5	30	0	1	1	11-0	40	0	0	5	.382	.509
	Hudson Valley	.125	3	8	0	1	1	0	0	0	0	0	0	1-0	1	0	0	1	.222	.250
2020																				
2021	Charleston	.218	42	142	19	31	7	0	2	15	0	1	2	18-0	40	0	0	4	.313	.310
	FCL Rays	.286	2	7	0	2	1	0	0	1	0	0	0	0-0	3	0	0	1	.286	.429
<b>Minor League Totals</b>		<b>.244</b>	<b>235</b>	<b>874</b>	<b>115</b>	<b>213</b>	<b>46</b>	<b>4</b>	<b>11</b>	<b>98</b>	<b>4</b>	<b>3</b>	<b>6</b>	<b>84-1</b>	<b>178</b>	<b>12</b>	<b>7</b>	<b>23</b>	<b>.313</b>	<b>.343</b>

## LEÓN, MAICOR / LEFT-HANDED PITCHER

BATS **Left**  
THROWS **Left**  
HEIGHT **5'9"**  
WEIGHT **165**

BORN **3/6/01** in Güigüe, VEN  
RESIDES **Güigüe, VEN**  
SIGNING SCOUT **William Bergolla/Marlon Roche/Ronnie Blanco**  
ACQUIRED **Signed as a free agent on July 3, 2017**

YEAR	CLUB	W	L	ERA	G	GS	CG	SHO	SV	IP	H	R	ER	HR	HB	BB-I	SO	WP	BK
2018	DSL Rays 2	0	1	10.38	4	3	0	0	0	4.1	5	5	5	0	1	2-0	1	1	0
2019	DSL Rays 1	0	1	1.59	7	7	0	0	0	17.0	13	4	3	1	3	4-0	12	2	2
2020																			
2021	FCL Rays	1	1	2.96	17	0	0	0	7	24.1	14	16	8	3	4	18-0	25	3	2
<b>Minor League Totals</b>		<b>1</b>	<b>3</b>	<b>3.15</b>	<b>28</b>	<b>10</b>	<b>0</b>	<b>0</b>	<b>7</b>	<b>45.2</b>	<b>32</b>	<b>25</b>	<b>16</b>	<b>4</b>	<b>8</b>	<b>24-0</b>	<b>38</b>	<b>6</b>	<b>4</b>

## LEÓN, YONATHAN / INFILDER

BATS **Right**  
THROWS **Right**  
HEIGHT **6'0"**  
WEIGHT **155**

BORN **10/18/02** in Miranda, VEN  
RESIDES **Miranda, VEN**  
SIGNING SCOUT **William Bergolla**  
ACQUIRED **Signed as a free agent on July 2, 2019**

YEAR	CLUB	AVG	G	AB	R	H	2B	3B	HR	RBI	SH	SF	HB	BB-I	SO	SB	CS	GDP	OBP	SLG
2021	DSL Rays 1	.255	17	55	9	14	2	0	0	4	0	1	0	9-0	11	8	4	0	.354	.291
	DSL Rays 2	.172	26	93	13	16	0	0	0	4	0	2	2	6-0	29	11	2	2	.233	.172
<b>Minor League Totals</b>		<b>.203</b>	<b>43</b>	<b>148</b>	<b>22</b>	<b>30</b>	<b>2</b>	<b>0</b>	<b>0</b>	<b>8</b>	<b>0</b>	<b>3</b>	<b>2</b>	<b>15-0</b>	<b>40</b>	<b>19</b>	<b>6</b>	<b>2</b>	<b>.280</b>	<b>.216</b>

## LEONARD, CAMERON / RIGHT-HANDED PITCHER

BATS **Right**  
THROWS **Right**  
HEIGHT **6'4"**  
WEIGHT **200**

BORN **7/26/99** in Riverside, CA  
RESIDES **Hemet, CA**  
SIGNING SCOUT **Jaime Jones**  
ACQUIRED **Signed as a non-drafted free agent on July 21, 2021**

YEAR	CLUB	W	L	ERA	G	GS	CG	SHO	SV	IP	H	R	ER	HR	HB	BB-I	SO	WP	BK
2021	FCL Rays	2	0	1.64	9	0	0	0	0	11.0	14	2	2	0	0	1-0	10	0	0



**LOPEZ, JACOB** / LEFT-HANDED PITCHER

BATS **Left**  
THROWS **Left**  
HEIGHT **6'4"**  
WEIGHT **235**

BORN **3/11/98** in Grenada Hills, CA  
RESIDES **Saugus, CA**  
SIGNING SCOUT **Charles Fick (Giants)**  
ACQUIRED **Via trade from San Francisco on July 31, 2019**

YEAR	CLUB	W	L	ERA	G	GS	CG	SHO	SV	IP	H	R	ER	HR	HB	BB-I	SO	WP	BK
2018	AZL Giants	1	1	1.42	9	4	0	0	0	25.1	18	4	4	2	0	6-0	34	0	0
2019	Salem-Keizer	2	3	3.02	9	9	0	0	0	41.2	41	17	14	2	4	7-0	39	3	0
	Hudson Valley	2	0	2.40	3	3	0	0	0	15.0	8	4	4	2	0	4-0	18	0	0
2020		Did Not Pitch																	
2021	Bowling Green	3	1	2.30	14	10	0	0	2	54.2	40	15	14	6	6	17-0	88	3	0
	Montgomery	0	0	3.60	1	1	0	0	0	5.0	3	2	2	0	0	1-0	8	0	0
<b>Minor League Totals</b>		<b>8</b>	<b>5</b>	<b>2.41</b>	<b>36</b>	<b>27</b>	<b>0</b>	<b>0</b>	<b>2</b>	<b>141.2</b>	<b>110</b>	<b>42</b>	<b>38</b>	<b>12</b>	<b>10</b>	<b>35-0</b>	<b>187</b>	<b>6</b>	<b>0</b>

**LÓPEZ, JOHAN** / INFIELDER

BATS **Right**  
THROWS **Right**  
HEIGHT **5'10"**  
WEIGHT **165**

BORN **7/28/00** in San Felipe, VEN  
RESIDES **San Felipe, VEN**  
SIGNING SCOUT **Marlon Roche/Ronnie Blanco**  
ACQUIRED **Signed as a free agent on August 1, 2016**

YEAR	CLUB	AVG	G	AB	R	H	2B	3B	HR	RBI	SH	SF	HB	BB-I	SO	SB	CS	GDP	OBP	SLG
2017	DSL Rays 1	.219	59	201	24	44	9	1	1	13	2	0	7	17-0	41	11	6	3	.302	.289
2018	DSL Rays 1	.240	52	183	35	44	12	0	2	23	6	3	8	20-0	28	12	5	6	.336	.339
2019	DSL Rays 2	.357	30	126	39	45	7	7	1	28	1	0	4	16-0	12	24	4	2	.445	.548
	GCL Rays	.279	34	111	20	31	6	2	1	12	3	2	2	12-0	8	2	1	4	.354	.396
2020		Did Not Play																		
2021	Charleston	.240	84	262	56	63	13	1	10	40	2	5	12	44-1	89	17	1	3	.368	.412
<b>Minor League Totals</b>		<b>.257</b>	<b>259</b>	<b>883</b>	<b>174</b>	<b>227</b>	<b>47</b>	<b>11</b>	<b>15</b>	<b>116</b>	<b>14</b>	<b>10</b>	<b>33</b>	<b>109-1</b>	<b>178</b>	<b>66</b>	<b>17</b>	<b>18</b>	<b>.357</b>	<b>.386</b>

**LÓPEZ, JOSÉ** / LEFT-HANDED PITCHER

BATS **Left**  
THROWS **Left**  
HEIGHT **6'1"**  
WEIGHT **200**

BORN **2/15/99** in Santo Domingo, DR  
RESIDES **Santo Domingo, DR**  
SIGNING SCOUT **Miguel Richardson/Daniel Santana**  
ACQUIRED **Signed as a free agent on October 28, 2016**

YEAR	CLUB	W	L	ERA	G	GS	CG	SHO	SV	IP	H	R	ER	HR	HB	BB-I	SO	WP	BK	
2017	DSL Rays 2	2	5	3.08	15	4	0	0	0	38.0	21	19	13	1	6	28-0	38	8	2	
2018	GCL Rays	3	1	2.28	11	7	0	0	0	43.1	44	20	11	2	2	17-0	36	8	0	
2019	Princeton	4	3	2.54	12	12	0	0	0	49.2	42	23	14	3	0	23-0	55	6	1	
2020		Did Not Pitch																		
2021	Charleston	3	6	4.48	22	10	0	0	3	66.1	53	34	33	5	8	34-0	77	5	2	
	Bowling Green	3	1	9.72	5	0	0	0	0	8.1	11	9	9	2	1	5-0	6	1	0	
<b>Minor League Totals</b>		<b>15</b>	<b>16</b>	<b>3.50</b>	<b>65</b>	<b>33</b>	<b>0</b>	<b>0</b>	<b>3</b>	<b>205.2</b>	<b>171</b>	<b>105</b>	<b>80</b>	<b>13</b>	<b>17</b>	<b>107-0</b>	<b>212</b>	<b>28</b>	<b>5</b>	



## LUGO, AUDRY / RIGHT-HANDED PITCHER

BATS **Right**  
THROWS **Right**  
HEIGHT **5'11"**  
WEIGHT **160**

BORN **10/29/98** in San Cristobal, DR  
RESIDES **San Cristobal, DR**  
SIGNING SCOUT **Victor Torres/Daniel Santana**  
ACQUIRED **Signed as a free agent on September 5, 2018**

YEAR	CLUB	W	L	ERA	G	GS	CG	SHO	SV	IP	H	R	ER	HR	HB	BB-I	SO	WP	BK
2019	DSL Rays 1	0	0	1.54	6	0	0	0	2	11.2	5	3	2	0	1	3-0	10	3	0
	GCL Rays	1	0	2.59	12	0	0	0	2	24.1	19	9	7	2	3	10-0	29	3	0
	Hudson Valley	0	0	0.00	1	0	0	0	0	2.0	2	0	0	0	0	1-0	2	0	0
2020										Did Not Pitch									
2021	Charleston	3	2	5.73	22	1	0	0	0	37.2	38	29	24	3	2	23-0	41	4	1
<b>Minor League Totals</b>		<b>4</b>	<b>2</b>	<b>3.93</b>	<b>41</b>	<b>1</b>	<b>0</b>	<b>0</b>	<b>4</b>	<b>75.2</b>	<b>64</b>	<b>41</b>	<b>33</b>	<b>5</b>	<b>6</b>	<b>37-0</b>	<b>82</b>	<b>10</b>	<b>1</b>

## MANRIQUEZ, ANTHONY / RIGHT-HANDED PITCHER

BATS **Right**  
THROWS **Right**  
HEIGHT **6'2"**  
WEIGHT **160**

BORN **9/18/04** in Carupano, VEN  
RESIDES **Sucre, VEN**  
SIGNING SCOUT **Juan Castillo**  
ACQUIRED **Signed as a free agent on January 15, 2022**

## MANUELA, EGORY / LEFT-HANDED PITCHER

BATS **Left**  
THROWS **Left**  
HEIGHT **6'1"**  
WEIGHT **180**

BORN **9/9/03** in Willemstad, Curaçao  
RESIDES **Willemstad, Curaçao**  
SIGNING SCOUT **Jesús Valdez/Steve Miller**  
ACQUIRED **Signed as a free agent on July 2, 2021**

YEAR	CLUB	W	L	ERA	G	GS	CG	SHO	SV	IP	H	R	ER	HR	HB	BB-I	SO	WP	BK
2021	DSL Rays 2	0	0	3.38	7	5	0	0	0	10.2	8	10	4	0	0	17-0	17	1	1

## MANZARDO, KYLE / INFIELDER

BATS **Left**  
THROWS **Right**  
HEIGHT **6'1"**  
WEIGHT **205**

BORN **7/18/00** in Coeur d'Alene, ID  
RESIDES **Coeur d'Alene, ID**  
SIGNING SCOUT **James Bonnici**  
ACQUIRED **Selected in the second round of the 2021 Amateur Draft**

## MANZUETA, ONEILL / OUTFIELDER

BATS **Right**  
THROWS **Right**  
HEIGHT **6'0"**  
WEIGHT **190**

BORN **2/7/01** in Santo Domingo, DR  
RESIDES **Santo Domingo, DR**  
SIGNING SCOUT **Daniel Santana**  
ACQUIRED **Signed as a free agent on April 13, 2018**

YEAR	CLUB	AVG	G	AB	R	H	2B	3B	HR	RBI	SH	SF	HB	BB-I	SO	SB	CS	GDP	OBP	SLG
2018	DSL Rays 1	.224	47	161	28	36	7	1	4	25	0	0	3	33-1	43	5	2	4	.365	.354
2019	DSL Rays 2	.296	31	115	29	34	11	3	3	20	0	2	4	17-0	31	5	2	2	.399	.522
	GCL Rays	.202	31	99	13	20	8	2	0	8	0	1	2	7-0	26	2	1	4	.266	.323
2020										Did Not Play										
2021	FCL Rays	.278	18	54	10	15	2	0	0	8	0	1	1	9-0	15	1	0	2	.385	.315
<b>Minor League Totals</b>		<b>.245</b>	<b>127</b>	<b>429</b>	<b>80</b>	<b>105</b>	<b>28</b>	<b>6</b>	<b>7</b>	<b>61</b>	<b>0</b>	<b>4</b>	<b>10</b>	<b>66-1</b>	<b>115</b>	<b>13</b>	<b>5</b>	<b>12</b>	<b>.356</b>	<b>.387</b>



**MARTE, JELFRY** / INFIELDER

BATS **Switch**  
THROWS **Right**  
HEIGHT **5'11"**  
WEIGHT **165**

BORN **3/27/01** in La Vega, DR  
RESIDES **La Vega, DR**  
SIGNING SCOUT **Daniel Santana**  
ACQUIRED **Signed as a free agent on December 18, 2017**

YEAR	CLUB	AVG	G	AB	R	H	2B	3B	HR	RBI	SH	SF	HB	BB-I	SO	SB	CS	GDP	OBP	SLG
2018	GCL Rays	.281	43	153	16	43	3	1	0	14	4	0	2	6-0	26	7	4	0	.317	.314
2019	Princeton	.188	45	176	24	33	4	1	0	9	3	1	6	16-0	54	2	5	2	.276	.222
	GCL Rays	.316	6	19	2	6	0	3	0	7	0	0	0	2-0	7	0	0	0	.381	.632
2020		Did Not Play																		
2021	FCL Rays	.189	26	74	14	14	0	2	0	7	1	1	4	16-0	22	5	4	1	.358	.243
	Charleston	.140	13	43	9	6	1	0	1	3	1	1	1	5-0	13	1	2	1	.240	.233
<b>Minor League Totals</b>		<b>.219</b>	<b>133</b>	<b>465</b>	<b>65</b>	<b>102</b>	<b>8</b>	<b>7</b>	<b>1</b>	<b>40</b>	<b>9</b>	<b>3</b>	<b>13</b>	<b>45-0</b>	<b>122</b>	<b>15</b>	<b>15</b>	<b>4</b>	<b>.304</b>	<b>.273</b>

**MARTÍNEZ, LARRY** / INFIELDER

BATS **Right**  
THROWS **Right**  
HEIGHT **5'10"**  
WEIGHT **170**

BORN **8/6/05** in Barlovento, VEN  
RESIDES **San Diego, VEN**  
SIGNING SCOUT **William Bergolla/Marlon Roche/Juan Castillo**  
ACQUIRED **Signed as a free agent on January 15, 2022**

**MARTÍNEZ, PEDRO** / INFIELDER

BATS **Switch**  
THROWS **Right**  
HEIGHT **5'11"**  
WEIGHT **165**

BORN **1/28/01** in Porlamar, VEN  
RESIDES **Margarita, VEN**  
SIGNING SCOUT **Hector Ortega/Louie Eljaua/Julio Figueroa (Cubs)**  
ACQUIRED **Via trade from Chicago-NL on September 6, 2020**

YEAR	CLUB	AVG	G	AB	R	H	2B	3B	HR	RBI	SH	SF	HB	BB-I	SO	SB	CS	GDP	OBP	SLG
2018	DSL Cubs 2	.310	54	197	37	61	3	5	2	25	2	0	3	26-1	26	31	9	1	.398	.406
2019	AZL Cubs 1	.352	27	108	12	38	6	3	2	17	1	0	0	12-0	27	8	5	5	.417	.519
	Eugene	.265	27	98	15	26	2	3	0	7	0	0	2	12-0	36	11	5	1	.357	.347
2020		Did Not Play																		
2021	Bowling Green	.216	89	348	50	75	12	3	6	39	2	0	5	31-0	121	21	18	4	.289	.319
<b>Minor League Totals</b>		<b>.266</b>	<b>197</b>	<b>751</b>	<b>114</b>	<b>200</b>	<b>23</b>	<b>14</b>	<b>10</b>	<b>88</b>	<b>5</b>	<b>0</b>	<b>10</b>	<b>81-1</b>	<b>210</b>	<b>71</b>	<b>37</b>	<b>11</b>	<b>.346</b>	<b>.374</b>

**MARTÍNEZ, RAUDELIS** / CATCHER

BATS **Left**  
THROWS **Right**  
HEIGHT **5'11"**  
WEIGHT **185**

BORN **5/30/02** in Santa Clara, Cuba  
RESIDES **San Pedro de Macoris, DR**  
SIGNING SCOUT **Remmy Hernandez/Daniel Santana**  
ACQUIRED **Signed as a free agent on September 16, 2020**

YEAR	CLUB	AVG	G	AB	R	H	2B	3B	HR	RBI	SH	SF	HB	BB-I	SO	SB	CS	GDP	OBP	SLG
2021	DSL Rays 1	.173	38	127	14	22	4	0	2	16	0	2	2	18-1	25	3	3	2	.282	.252



## MASTROBUONI, MILES / INFIELDER ♦ OUTFIELDER

BATS **Left**  
 THROWS **Right**  
 HEIGHT **5'11"**  
 WEIGHT **185**

BORN **10/31/95** in San Ramon, CA  
 RESIDES **Forked River, NJ**  
 SIGNING SCOUT **Alan Hull**  
 ACQUIRED **Selected in the 14th round of the 2016 Amateur Draft**

YEAR	CLUB	AVG	G	AB	R	H	2B	3B	HR	RBI	SH	SF	HB	BB-I	SO	SB	CS	GDP	OBP	SLG
2016	Hudson Valley	.267	61	221	26	59	11	3	0	21	2	1	1	25-0	41	9	7	5	.343	.344
2017	Bowling Green	.264	104	379	61	100	17	3	3	39	3	6	0	51-1	66	18	7	6	.346	.348
2018	Charlotte	.289	91	287	49	83	14	3	1	31	6	2	0	50-1	59	8	8	4	.392	.369
	Montgomery	.256	12	43	4	11	0	0	0	8	0	0	0	5-0	7	1	1	1	.333	.256
2019	Montgomery	.299	107	381	57	114	10	6	4	34	5	2	0	42-3	82	15	13	6	.367	.388
	Durham	.091	4	11	0	1	0	0	0	0	0	0	0	1-0	4	0	0	0	.167	.091
2020																				
2021	Montgomery	.299	55	221	34	66	14	2	5	31	0	1	0	27-1	43	6	3	2	.373	.448
	Durham	.292	51	161	25	47	10	3	0	14	0	0	0	24-0	48	2	4	3	.384	.391
<b>Minor League Totals</b>		<b>.282</b>	<b>485</b>	<b>1704</b>	<b>256</b>	<b>481</b>	<b>76</b>	<b>20</b>	<b>13</b>	<b>178</b>	<b>16</b>	<b>12</b>	<b>1</b>	<b>225-6</b>	<b>350</b>	<b>59</b>	<b>43</b>	<b>27</b>	<b>.364</b>	<b>.373</b>

## MATED, ÁNGEL / OUTFIELDER

BATS **Right**  
 THROWS **Right**  
 HEIGHT **6'2"**  
 WEIGHT **180**

BORN **2/13/05** in San Juan de la Maguana, DR  
 RESIDES **San Juan de la Maguana, DR**  
 SIGNING SCOUT **Daniel Santana**  
 ACQUIRED **Signed as a free agent on January 15, 2022**

## MATED, ISRAEL / RIGHT-HANDED PITCHER

BATS **Right**  
 THROWS **Right**  
 HEIGHT **5'11"**  
 WEIGHT **135**

BORN **11/22/01** in San Pedro de Macoris, DR  
 RESIDES **San Pedro de Macoris, DR**  
 SIGNING SCOUT **Remy Hernandez/Daniel Santana**  
 ACQUIRED **Signed as a free agent on November 6, 2019**

YEAR	CLUB	W	L	ERA	G	GS	CG	SHO	SV	IP	H	R	ER	HR	HB	BB-I	SO	WP	BK
2021	DSL Rays 1	1	6	6.08	15	7	0	0	1	37.0	32	29	25	1	4	27-1	33	14	2

## McGEE, EASTON / RIGHT-HANDED PITCHER

BATS **Right**  
 THROWS **Right**  
 HEIGHT **6'7"**  
 WEIGHT **220**

BORN **12/26/97** in Hopkinsville, KY  
 RESIDES **Hopkinsville, KY**  
 SIGNING SCOUT **James Bonnici**  
 ACQUIRED **Selected in the fourth round of the 2016 Amateur Draft**

YEAR	CLUB	W	L	ERA	G	GS	CG	SHO	SV	IP	H	R	ER	HR	HB	BB-I	SO	WP	BK
2016	GCL Rays	1	1	3.09	6	4	0	0	0	23.1	19	8	8	1	2	8-0	14	2	0
2017	Princeton	1	3	4.30	11	11	0	0	0	52.1	70	27	25	6	2	7-0	29	3	1
2018	Hudson Valley	7	3	5.23	13	13	0	0	0	63.2	73	39	37	4	2	13-0	37	2	1
2019	Bowling Green	7	5	3.67	24	22	0	0	0	125.0	129	57	51	13	3	25-1	95	3	0
2020																			
2021	Montgomery	6	2	4.07	19	18	0	0	0	79.2	77	40	36	10	5	13-0	73	1	0
	Durham	0	0	0.00	1	1	0	0	0	5.0	3	0	0	0	0	0-0	3	0	0
<b>Minor League Totals</b>		<b>22</b>	<b>14</b>	<b>4.05</b>	<b>74</b>	<b>69</b>	<b>0</b>	<b>0</b>	<b>0</b>	<b>349.0</b>	<b>371</b>	<b>171</b>	<b>157</b>	<b>34</b>	<b>14</b>	<b>66-1</b>	<b>251</b>	<b>11</b>	<b>2</b>



## McGOWAN, JACSON / INFIELDER

BATS **Right**  
THROWS **Right**  
HEIGHT **6'3"**  
WEIGHT **210**

BORN **6/18/97** in Indianapolis, IN  
RESIDES **Avon, IN**  
SIGNING SCOUT **James Bonnici**  
ACQUIRED **Selected in the 11th round of the 2018 Amateur Draft**

YEAR	CLUB	AVG	G	AB	R	H	2B	3B	HR	RBI	SH	SF	HB	BB-I	SO	SB	CS	GDP	OBP	SLG
2018	Hudson Valley	.269	59	212	30	57	8	2	2	39	0	9	2	30-0	65	1	0	6	.352	.354
2019	Hudson Valley	.244	67	238	23	58	17	1	2	43	0	5	1	39-0	77	6	1	6	.346	.349
2020		Did Not Play																		
2021	Bowling Green	.241	67	220	42	53	5	1	17	46	0	0	0	33-1	97	1	0	3	.340	.505
<b>Minor League Totals</b>		<b>.251</b>	<b>193</b>	<b>670</b>	<b>95</b>	<b>168</b>	<b>30</b>	<b>4</b>	<b>21</b>	<b>128</b>	<b>0</b>	<b>14</b>	<b>3</b>	<b>102-1</b>	<b>239</b>	<b>8</b>	<b>1</b>	<b>15</b>	<b>.346</b>	<b>.401</b>

## McKENDRY, EVAN / RIGHT-HANDED PITCHER

BATS **Right**  
THROWS **Right**  
HEIGHT **6'4"**  
WEIGHT **205**

BORN **2/6/98** in Pembroke Pines, FL  
RESIDES **Pembroke Pines, FL**  
SIGNING SCOUT **Victor Rodriguez**  
ACQUIRED **Selected in the ninth round of the 2019 Amateur Draft**

YEAR	CLUB	W	L	ERA	G	GS	CG	SHO	SV	IP	H	R	ER	HR	HB	BB-I	SO	WP	BK	
2019	GCL Rays	0	0	0.00	2	2	0	0	0	4.0	1	0	0	0	1	0-0	2	0	0	
	Hudson Valley	4	1	1.60	9	7	0	0	0	39.1	38	10	7	1	3	4-0	43	3	0	
2020		Did Not Pitch																		
2021	Bowling Green	4	3	3.73	21	10	0	0	3	62.2	51	30	26	7	4	12-0	60	1	0	
<b>Minor League Totals</b>		<b>8</b>	<b>4</b>	<b>2.80</b>	<b>32</b>	<b>19</b>	<b>0</b>	<b>0</b>	<b>3</b>	<b>106.0</b>	<b>90</b>	<b>40</b>	<b>33</b>	<b>8</b>	<b>8</b>	<b>16-0</b>	<b>105</b>	<b>4</b>	<b>0</b>	

## MEAD, CURTIS / INFIELDER

BATS **Right**  
THROWS **Right**  
HEIGHT **6'2"**  
WEIGHT **170**

BORN **10/26/00** in Adelaide, Australia  
RESIDES **Adelaide, Australia**  
SIGNING SCOUT **Howard Norsetter/Roberto Aquino/Derrick Chung (Phillies)**  
ACQUIRED **Via trade from Philadelphia on November 20, 2019**

**2021** Advanced from Low-A Charleston to Triple-A Durham, batting .321/.378/.533 (132-for-411) with 38 2B, 15 HR and 69 RBI in 104 games...promoted from Charleston to High-A Bowling Green on July 6 and to Durham on Sep 11...led the minors in doubles and led Rays minor leaguers in hits and extra-base hits (55)...hit .313 (26-for-83) with 3 HR and 11 RBI in 20 games for the Scottsdale Scorpions in the Arizona Fall League...named to the AFL Rising Stars Game...named to the Rays Organizational All-Star Team by MLB.com...ranked by *Baseball America* as the No. 97 overall prospect in the minors following the season...was the No. 5 prospect in the Rays system...the publication also tabbed him as the Best Power Hitter in the organization. **PERSONAL** Acquired from the Phillies on Dec 20, 2019 for LH Christopher Sánchez...his father, Tim, played for the Adelaide Giants in the Australian Baseball League.

YEAR	CLUB	AVG	G	AB	R	H	2B	3B	HR	RBI	SH	SF	HB	BB-I	SO	SB	CS	GDP	OBP	SLG
2018	GCL Phillies West	.167	2	6	1	1	0	0	0	0	0	0	0	0-0	0	0	0	0	.167	.167
2019	GCL Phillies East	.285	44	158	26	45	12	2	4	19	1	0	3	13-0	23	4	3	6	.351	.462
2020		Did Not Play																		
2021	Charleston	.356	47	191	36	68	21	1	7	35	0	2	3	15-1	30	9	2	4	.408	.586
	Bowling Green	.282	53	206	38	58	15	1	7	32	0	4	4	19-0	38	2	2	6	.348	.466
	Durham	.429	4	14	3	6	2	0	1	2	0	0	0	0-0	3	0	0	0	.429	.786
<b>Minor League Totals</b>		<b>.310</b>	<b>150</b>	<b>575</b>	<b>104</b>	<b>178</b>	<b>50</b>	<b>4</b>	<b>19</b>	<b>88</b>	<b>1</b>	<b>6</b>	<b>10</b>	<b>47-1</b>	<b>94</b>	<b>15</b>	<b>7</b>	<b>16</b>	<b>.368</b>	<b>.510</b>







**MERCADO, MICHAEL** / RIGHT-HANDED PITCHER

BATS **Right**  
THROWS **Right**  
HEIGHT **6'4"**  
WEIGHT **165**

BORN **4/15/99** in Greenville, SC  
RESIDES **San Diego, CA**  
SIGNING SCOUT **Jaime Jones**  
ACQUIRED **Selected in the second round of the 2017 Amateur Draft**

YEAR	CLUB	W	L	ERA	G	GS	CG	SHO	SV	IP	H	R	ER	HR	HB	BB-I	SO	WP	BK
2017	GCL Rays	0	0	1.69	8	8	0	0	0	21.1	21	4	4	1	0	4-0	14	4	0
2018	Hudson Valley	1	2	5.22	11	11	0	0	0	50.0	55	34	29	6	1	16-0	38	4	0
2019										Injured-Did Not Pitch									
2020										Did Not Pitch									
2021	Bowling Green	2	5	5.35	22	18	0	0	0	70.2	68	47	42	16	3	23-0	81	6	0
<b>Minor League Totals</b>		<b>3</b>	<b>7</b>	<b>4.75</b>	<b>41</b>	<b>37</b>	<b>0</b>	<b>0</b>	<b>0</b>	<b>142.0</b>	<b>144</b>	<b>85</b>	<b>75</b>	<b>23</b>	<b>4</b>	<b>43-0</b>	<b>133</b>	<b>14</b>	<b>0</b>

**MERIÑO, PATRICK** / OUTFIELDER

BATS **Right**  
THROWS **Right**  
HEIGHT **6'2"**  
WEIGHT **215**

BORN **8/13/98** in La Habana, Cuba  
RESIDES **Juan Dolio, DR**  
SIGNING SCOUT **Remmy Hernandez/Daniel Santana**  
ACQUIRED **Signed as a free agent on June 15, 2019**

YEAR	CLUB	AVG	G	AB	R	H	2B	3B	HR	RBI	SH	SF	HB	BB-I	SO	SB	CS	GDP	OBP	SLG
2019	DSL Rays 2	.255	29	98	30	25	6	0	8	17	0	1	7	23-0	28	2	1	3	.426	.561
2020										Did Not Play										
2021	FCL Rays	.257	13	35	13	9	1	0	4	13	0	1	5	10-0	13	3	2	0	.471	.629
	Charleston	.189	23	74	11	14	1	1	4	20	0	0	3	11-0	36	0	0	1	.318	.392
<b>Minor League Totals</b>		<b>.232</b>	<b>65</b>	<b>207</b>	<b>54</b>	<b>48</b>	<b>8</b>	<b>1</b>	<b>16</b>	<b>50</b>	<b>0</b>	<b>2</b>	<b>15</b>	<b>44-0</b>	<b>77</b>	<b>5</b>	<b>3</b>	<b>4</b>	<b>.399</b>	<b>.512</b>

**MEZA, JULIO** / CATCHER

BATS **Right**  
THROWS **Right**  
HEIGHT **6'0"**  
WEIGHT **165**

BORN **5/4/99** in Barquisimeto, VEN  
RESIDES **Barquisimeto, VEN**  
SIGNING SCOUT **Marlon Roche**  
ACQUIRED **Signed as a free agent on March 27, 2017**

YEAR	CLUB	AVG	G	AB	R	H	2B	3B	HR	RBI	SH	SF	HB	BB-I	SO	SB	CS	GDP	OBP	SLG
2017	DSL Rays 2	.216	37	116	16	25	8	1	0	8	3	1	6	12-0	15	1	2	3	.319	.302
2018	DSL Rays 1	.306	47	170	30	52	9	1	1	26	3	3	5	9-0	25	5	5	1	.353	.388
2019	GCL Rays	.237	39	139	11	33	4	1	0	16	1	4	5	5-0	28	0	0	4	.281	.281
2020										Did Not Play										
2021	FCL Rays	.222	8	18	4	4	1	0	0	4	0	1	0	5-0	8	1	0	0	.375	.278
<b>Minor League Totals</b>		<b>.257</b>	<b>131</b>	<b>443</b>	<b>61</b>	<b>114</b>	<b>22</b>	<b>3</b>	<b>1</b>	<b>54</b>	<b>7</b>	<b>9</b>	<b>16</b>	<b>31-0</b>	<b>76</b>	<b>7</b>	<b>7</b>	<b>8</b>	<b>.323</b>	<b>.327</b>

**MILLAN, SANTIAGO** / OUTFIELDER

BATS **Right**  
THROWS **Right**  
HEIGHT **6'2"**  
WEIGHT **175**

BORN **5/27/03** in Porlamar, VEN  
RESIDES **Porlamar, VEN**  
SIGNING SCOUT **William Bergolla**  
ACQUIRED **Signed as a free agent on September 11, 2019**

YEAR	CLUB	AVG	G	AB	R	H	2B	3B	HR	RBI	SH	SF	HB	BB-I	SO	SB	CS	GDP	OBP	SLG
2021	DSL Rays 2	.263	51	175	28	46	3	0	3	28	0	3	5	22-0	40	10	5	8	.356	.331



## MISNER, KAMERON / OUTFIELDER

BATS **Left**  
THROWS **Left**  
HEIGHT **6'4"**  
WEIGHT **225**

BORN **1/9/98 in Poplar Bluff, MO**  
RESIDES **Poplar Bluff, MO**  
SIGNING SCOUT **Joe Dunigan (Marlins)**  
ACQUIRED **Via trade from Miami on November 30, 2021**

**2021** Hit .253/.355/.433 (100-for-395) with 12 HR and 59 RBI in 102 games between High-A Beloit and Double-A Pensacola...ranked among Marlins minor leaguers in doubles (29, 1st), homers (tied for 6th), extra-base hits (44, 3rd), runs (70, 3rd), RBI (4th), hits (6th), walks (57, 5th) and stolen bases (26, tied for 4th)...played 23 games for the Mesa Solar Sox and his 7 HR tied for 2nd in the Arizona Fall League...named to the AFL Rising Stars Game...acquired from the Marlins on Nov 30 for INF Joey Wendle...ranked by *Baseball America* as the No. 23 prospect in the Rays system following the season. **PERSONAL** Selected by the Marlins in the supplemental first round (35th overall) of the 2019 Amateur Draft out of the University of Missouri.

YEAR	CLUB	AVG	G	AB	R	H	2B	3B	HR	RBI	SH	SF	HB	BB-I	SO	SB	CS	GDP	OBP	SLG
2019	GCL Marlins	.241	8	29	2	7	2	0	0	4	0	0	0	9-0	7	3	0	0	.421	.310
	Clinton	.276	34	134	25	37	7	0	2	20	0	1	2	21-0	35	8	0	2	.380	.373
2020																				
2021	Beloit	.244	88	340	58	83	22	3	11	56	0	3	7	50-0	119	24	2	4	.350	.424
	Pensacola	.309	14	55	12	17	7	0	1	3	0	0	0	7-0	17	2	2	0	.387	.491
<b>Minor League Totals</b>		<b>.258</b>	<b>144</b>	<b>558</b>	<b>97</b>	<b>144</b>	<b>38</b>	<b>3</b>	<b>14</b>	<b>83</b>	<b>0</b>	<b>4</b>	<b>9</b>	<b>87-0</b>	<b>178</b>	<b>37</b>	<b>4</b>	<b>6</b>	<b>.365</b>	<b>.412</b>

## MOATS, DALTON / LEFT-HANDED PITCHER

BATS **Left**  
THROWS **Left**  
HEIGHT **6'3"**  
WEIGHT **210**

BORN **5/24/95 in Kansas City, MO**  
RESIDES **Kansas City, MO**  
SIGNING SCOUT **Rickey Drexler**  
ACQUIRED **Selected in the 15th round of the 2016 Amateur Draft**

YEAR	CLUB	W	L	ERA	G	GS	CG	SHO	SV	IP	H	R	ER	HR	HB	BB-I	SO	WP	BK
2016	Princeton	3	2	2.40	17	0	0	0	2	30.0	34	13	8	2	1	5-0	29	1	1
2017	Bowling Green	0	0	1.21	12	0	0	0	2	22.1	14	3	3	1	0	2-0	27	1	0
	Charlotte	6	1	2.21	25	0	0	0	11	40.2	25	10	10	2	1	10-2	26	2	0
2018	Montgomery	2	3	5.34	41	10	0	0	0	62.1	58	41	37	12	1	29-0	65	5	1
2019	Montgomery	2	3	3.17	42	2	0	0	6	65.1	60	30	23	8	1	24-4	62	4	0
2020																			
2021	Durham	0	0	6.75	2	0	0	0	0	1.1	3	1	1	0	1	1-0	3	1	0
	Montgomery	2	0	5.46	18	0	0	0	0	28.0	35	17	17	4	3	8-1	29	4	0
<b>Minor League Totals</b>		<b>15</b>	<b>9</b>	<b>3.56</b>	<b>157</b>	<b>12</b>	<b>0</b>	<b>0</b>	<b>21</b>	<b>250.0</b>	<b>229</b>	<b>115</b>	<b>99</b>	<b>29</b>	<b>8</b>	<b>79-7</b>	<b>241</b>	<b>18</b>	<b>2</b>

## MOLINA, ANTHONY / RIGHT-HANDED PITCHER

BATS **Right**  
THROWS **Right**  
HEIGHT **6'1"**  
WEIGHT **170**

BORN **1/12/02 in San Joaquin, VEN**  
RESIDES **San Joaquin, VEN**  
SIGNING SCOUT **William Bergolla**  
ACQUIRED **Signed as a free agent on July 2, 2018**

YEAR	CLUB	W	L	ERA	G	GS	CG	SHO	SV	IP	H	R	ER	HR	HB	BB-I	SO	WP	BK
2019	DSL Rays 1	2	3	3.23	14	8	0	0	0	53.0	66	30	19	1	0	9-0	31	5	0
2020																			
2021	FCL Rays	2	1	2.61	12	3	0	0	2	31.0	29	10	9	2	0	8-0	36	8	1
<b>Minor League Totals</b>		<b>4</b>	<b>4</b>	<b>3.00</b>	<b>26</b>	<b>11</b>	<b>0</b>	<b>0</b>	<b>2</b>	<b>84.0</b>	<b>95</b>	<b>40</b>	<b>28</b>	<b>3</b>	<b>0</b>	<b>17-0</b>	<b>67</b>	<b>13</b>	<b>1</b>



## MONTGOMERY, MASON / LEFT-HANDED PITCHER

BATS **Left**  
THROWS **Left**  
HEIGHT **6'2"**  
WEIGHT **200**

BORN **6/17/00** in **Austin, TX**  
RESIDES **Buchanan Dam, TX**  
SIGNING SCOUT **Pat Murphy**  
ACQUIRED **Selected in the sixth round of the 2021 Amateur Draft**

YEAR	CLUB	W	L	ERA	G	GS	CG	SHO	SV	IP	H	R	ER	HR	HB	BB-I	SO	WP	BK
2021	FCL Rays	1	0	0.84	5	4	0	0	0	10.2	4	1	1	0	0	1-0	20	0	0

## MOSS, ADDISON / RIGHT-HANDED PITCHER

BATS **Right**  
THROWS **Right**  
HEIGHT **6'1"**  
WEIGHT **195**

BORN **9/10/97** in **Virginia Beach, VA**  
RESIDES **Spring, TX**  
SIGNING SCOUT **Pat Murphy**  
ACQUIRED **Selected in the 37th round of the 2019 Amateur Draft**

YEAR	CLUB	W	L	ERA	G	GS	CG	SHO	SV	IP	H	R	ER	HR	HB	BB-I	SO	WP	BK
2019	GCL Rays	0	0	0.00	1	0	0	0	0	1.1	1	0	0	0	0	0-0	3	1	0
	Princeton	0	0	5.68	5	0	0	0	2	6.1	5	4	4	2	1	2-0	11	1	0
2020										Did Not Pitch									
2021	Charleston	2	0	10.24	7	0	0	0	0	9.2	16	11	11	1	0	6-1	13	5	1
	FCL Rays	0	0	0.00	2	0	0	0	0	3.0	1	0	0	0	0	0-0	7	0	0
	Bowling Green	0	0	6.00	2	0	0	0	0	3.0	3	3	2	1	0	1-0	2	0	0
<b>Minor League Totals</b>		<b>2</b>	<b>0</b>	<b>6.56</b>	<b>17</b>	<b>0</b>	<b>0</b>	<b>0</b>	<b>2</b>	<b>23.1</b>	<b>26</b>	<b>18</b>	<b>17</b>	<b>4</b>	<b>1</b>	<b>9-1</b>	<b>36</b>	<b>7</b>	<b>1</b>

## MULLEN, SEAN / RIGHT-HANDED PITCHER

BATS **Right**  
THROWS **Right**  
HEIGHT **6'1"**  
WEIGHT **205**

BORN **9/18/99** in **Bakersfield, CA**  
RESIDES **Bakersfield, CA**  
SIGNING SCOUT **Greg Whitworth**  
ACQUIRED **Selected in the 11th round of the 2021 Amateur Draft**

YEAR	CLUB	W	L	ERA	G	GS	CG	SHO	SV	IP	H	R	ER	HR	HB	BB-I	SO	WP	BK
2021	FCL Rays	0	0	0.00	4	0	0	0	2	6.1	3	0	0	0	0	1-0	7	0	0

## MULLER, CHRIS / RIGHT-HANDED PITCHER

BATS **Right**  
THROWS **Right**  
HEIGHT **6'5"**  
WEIGHT **210**

BORN **4/22/96** in **Dallas, TX**  
RESIDES **Dallas, TX**  
SIGNING SCOUT **Pat Murphy**  
ACQUIRED **Selected in the 17th round of the 2017 Amateur Draft**

YEAR	CLUB	W	L	ERA	G	GS	CG	SHO	SV	IP	H	R	ER	HR	HB	BB-I	SO	WP	BK
2018	GCL Rays	1	2	2.30	9	0	0	0	0	15.2	10	6	4	1	4	11-0	13	1	0
	Hudson Valley	0	1	2.25	5	0	0	0	0	8.0	4	2	2	0	1	2-0	7	0	0
2019	Bowling Green	2	5	2.88	31	1	0	0	4	56.1	39	26	18	4	1	26-0	87	14	1
2020										Did Not Pitch									
2021	Bowling Green	0	1	7.20	4	0	0	0	0	5.0	4	4	4	1	0	1-0	7	2	1
	Montgomery	1	1	4.32	17	0	0	0	7	16.2	15	9	8	3	0	12-0	25	1	0
<b>Minor League Totals</b>		<b>4</b>	<b>10</b>	<b>3.19</b>	<b>66</b>	<b>1</b>	<b>0</b>	<b>0</b>	<b>11</b>	<b>101.2</b>	<b>72</b>	<b>47</b>	<b>36</b>	<b>9</b>	<b>6</b>	<b>52-0</b>	<b>139</b>	<b>18</b>	<b>2</b>



## MUÑOZ, VICTOR / RIGHT-HANDED PITCHER

BATS **Right**  
THROWS **Right**  
HEIGHT **6'3"**  
WEIGHT **160**

BORN **12/25/00** in **Mao, DR**  
RESIDES **Mao, DR**  
SIGNING SCOUT **Daniel Santana**  
ACQUIRED **Signed as a free agent on July 2, 2017**

YEAR	CLUB	W	L	ERA	G	GS	CG	SHO	SV	IP	H	R	ER	HR	HB	BB-I	SO	WP	BK
2018	DSL Rays 2	4	2	5.06	16	0	0	0	0	32.0	25	24	18	3	8	18-0	28	6	0
2019	DSL Rays 1	1	0	1.45	4	4	0	0	0	18.2	14	6	3	0	1	5-0	17	5	0
	GCL Rays	0	1	3.57	7	4	0	0	0	22.2	21	14	9	2	2	13-0	21	0	0
2020										Did Not Pitch									
2021	FCL Rays	1	1	1.95	10	7	0	0	1	32.1	32	10	7	0	0	6-0	38	2	0
	Charleston	0	0	2.79	3	3	0	0	0	9.2	8	3	3	1	0	1-0	9	0	1
<b>Minor League Totals</b>		<b>6</b>	<b>4</b>	<b>3.12</b>	<b>40</b>	<b>18</b>	<b>0</b>	<b>0</b>	<b>1</b>	<b>115.1</b>	<b>100</b>	<b>57</b>	<b>40</b>	<b>6</b>	<b>11</b>	<b>43-0</b>	<b>113</b>	<b>13</b>	<b>1</b>

## MURRAY, JAYDEN / RIGHT-HANDED PITCHER

BATS **Right**  
THROWS **Right**  
HEIGHT **6'3"**  
WEIGHT **190**

BORN **4/11/97** in **Vernal, UT**  
RESIDES **Vernal, UT**  
SIGNING SCOUT **David Hamlett**  
ACQUIRED **Selected in the 23rd round of the 2019 Amateur Draft**

**2021** Went 8-3 with a 2.16 ERA (96-IP, 23-ER) in 20 starts between High-A Bowling Green and Double-A Montgomery, earning a July 20 promotion...min. 90 IP, ranked 1st among minor league pitchers in WHIP (0.71) and 3rd in ERA... tied for 3rd among Rays minor leaguers in wins and tied for 8th with 96 SO...named High-A East Pitcher of the Month for June and Double-A South Pitcher of the Month for August...ranked by *Baseball America* as the No. 30 prospect in the Rays system following the season...the publication also tabbed him as having the Best Control in High-A East in its Best Tools survey. **PERSONAL** Selected out of Dixie State University...set single-season school records for strikeouts (92) and SO/9 IP ratio (9.93) as a senior, when he was 10-3 with a 3.78 ERA (83.1-IP, 35-ER) in 14 starts.

YEAR	CLUB	W	L	ERA	G	GS	CG	SHO	SV	IP	H	R	ER	HR	HB	BB-I	SO	WP	BK
2019	Princeton	0	2	2.88	11	8	0	0	1	34.1	30	11	11	4	2	8-0	37	3	0
	Hudson Valley	1	0	0.00	1	1	0	0	0	6.0	1	0	0	0	1	0-0	10	0	0
2020										Did Not Pitch									
2021	Bowling Green	7	1	1.72	12	12	0	0	0	57.2	30	18	11	5	4	10-0	53	1	1
	Montgomery	1	2	2.82	8	8	0	0	0	38.1	21	13	12	6	3	7-0	43	0	0
<b>Minor League Totals</b>		<b>9</b>	<b>5</b>	<b>2.24</b>	<b>32</b>	<b>29</b>	<b>0</b>	<b>0</b>	<b>1</b>	<b>136.1</b>	<b>82</b>	<b>42</b>	<b>34</b>	<b>15</b>	<b>10</b>	<b>25-0</b>	<b>143</b>	<b>4</b>	<b>1</b>

## MURRAY, TANNER / INFIELDER

BATS **Right**  
THROWS **Right**  
HEIGHT **6'2"**  
WEIGHT **190**

BORN **9/3/99** in **Santa Clara, CA**  
RESIDES **Boulder Creek, CA**  
SIGNING SCOUT **Tim Fortugno**  
ACQUIRED **Selected in the fourth round of the 2020 Amateur Draft**

YEAR	CLUB	AVG	G	AB	R	H	2B	3B	HR	RBI	SH	SF	HB	BB-I	SO	SB	CS	GDP	OBP	SLG
2021	FCL Rays	.364	9	33	7	12	6	1	2	12	0	0	2	4-0	3	2	0	1	.462	.788
	Charleston	.339	27	109	23	37	12	1	2	21	0	1	4	9-0	20	2	2	4	.407	.523
	Bowling Green	.154	3	13	1	2	1	0	0	0	0	0	0	0-0	3	0	0	1	.154	.231
<b>Minor League Totals</b>		<b>.329</b>	<b>39</b>	<b>155</b>	<b>31</b>	<b>51</b>	<b>19</b>	<b>2</b>	<b>4</b>	<b>33</b>	<b>0</b>	<b>1</b>	<b>6</b>	<b>13-0</b>	<b>26</b>	<b>4</b>	<b>2</b>	<b>6</b>	<b>.400</b>	<b>.555</b>

## NAVAS, KEINER / LEFT-HANDED PITCHER

BATS **Left**  
THROWS **Left**  
HEIGHT **6'1"**  
WEIGHT **155**

BORN **2/29/04** in **Caracas, VEN**  
RESIDES **Baruta, VEN**  
SIGNING SCOUT **Juan Castillo/Marlon Roche/William Bergolla**  
ACQUIRED **Signed as a free agent on November 16, 2021**



## NUÑEZ, CRISTHIAN / RIGHT-HANDED PITCHER

BATS **Right**  
 THROWS **Right**  
 HEIGHT **6'3"**  
 WEIGHT **185**

BORN **12/15/00** in **Santiago de los Caballeros, DR**  
 RESIDES **Santiago de los Caballeros, DR**  
 SIGNING SCOUT **Daniel Santana**  
 ACQUIRED **Signed as a free agent on May 22, 2019**

YEAR	CLUB	W	L	ERA	G	GS	CG	SHO	SV	IP	H	R	ER	HR	HB	BB-I	SO	WP	BK
2019	DSL Rays 2	3	1	2.23	14	5	0	0	0	32.1	20	11	8	0	1	18-0	23	12	1
2020		Did Not Pitch																	
2021	DSL Rays 2	1	2	4.13	14	0	0	0	0	24.0	19	14	11	1	2	20-2	30	10	2
<b>Minor League Totals</b>		<b>4</b>	<b>3</b>	<b>3.04</b>	<b>28</b>	<b>5</b>	<b>0</b>	<b>0</b>	<b>0</b>	<b>56.1</b>	<b>39</b>	<b>25</b>	<b>19</b>	<b>1</b>	<b>3</b>	<b>38-2</b>	<b>53</b>	<b>22</b>	<b>3</b>

## OGANDO, CRISTOFER / RIGHT-HANDED PITCHER

BATS **Right**  
 THROWS **Right**  
 HEIGHT **6'3"**  
 WEIGHT **195**

BORN **10/23/93** in **Santo Domingo, DR**  
 RESIDES **Santo Domingo, DR**  
 SIGNING SCOUT **Luis Báez (Diamondbacks)**  
 ACQUIRED **Selected from Arizona in the Triple-A phase of the 2018 Rule 5 Draft**

YEAR	CLUB	W	L	ERA	G	GS	CG	SHO	SV	IP	H	R	ER	HR	HB	BB-I	SO	WP	BK
2013	DSL Marlins	0	0	8.53	5	0	0	0	0	6.1	9	9	6	0	1	6-0	5	5	0
2014		Did Not Pitch																	
2015		Did Not Pitch																	
2016		Did Not Pitch																	
2017		Did Not Pitch																	
2018	DSL D-backs 1	3	1	0.00	10	0	0	0	2	23.1	8	2	0	0	1	6-0	26	3	1
	Missoula	0	0	9.00	1	0	0	0	0	1.0	1	1	1	1	0	0-0	2	0	0
	Hillsboro	0	0	3.86	8	0	0	0	0	9.1	9	4	4	2	0	3-0	17	2	1
2019	Bowling Green	3	2	2.61	31	0	0	0	6	51.2	35	19	15	5	4	32-0	65	7	1
	Charlotte	0	0	2.70	7	0	0	0	2	10.0	5	3	3	1	0	2-0	5	0	1
2020		Did Not Pitch																	
2021	Bowling Green	0	1	8.31	9	0	0	0	0	13.0	15	13	12	4	1	7-1	20	1	1
	Montgomery	5	2	3.68	21	3	0	0	0	36.2	25	18	15	4	2	15-0	52	9	0
	Durham	0	0	5.40	1	0	0	0	0	1.2	2	1	1	1	0	2-0	2	0	0
<b>Minor League Totals</b>		<b>11</b>	<b>6</b>	<b>3.35</b>	<b>93</b>	<b>3</b>	<b>0</b>	<b>0</b>	<b>10</b>	<b>153.0</b>	<b>109</b>	<b>70</b>	<b>57</b>	<b>18</b>	<b>9</b>	<b>73-1</b>	<b>194</b>	<b>27</b>	<b>5</b>

## OLIVER, JORDANY / INFILDER ♦ OUTFIELDER

BATS **Right**  
 THROWS **Right**  
 HEIGHT **5'11"**  
 WEIGHT **160**

BORN **1/11/05** in **Higüey, DR**  
 RESIDES **Higüey, DR**  
 SIGNING SCOUT **Remmy Hernandez/Daniel Santana**  
 ACQUIRED **Signed as a free agent on January 15, 2022**



## OSTBERG, ERIK / CATCHER

BATS **Left**  
 THROWS **Right**  
 HEIGHT **5'10"**  
 WEIGHT **225**

BORN **10/12/95** in Northampton, MA  
 RESIDES **Florence, MA**  
 SIGNING SCOUT **Tim Alexander**  
 ACQUIRED **Selected in the 13th round of the 2017 Amateur Draft**

YEAR	CLUB	AVG	G	AB	R	H	2B	3B	HR	RBI	SH	SF	HB	BB-I	SO	SB	CS	GDP	OBP	SLG
2017	GCL Rays	.188	28	85	12	16	3	0	0	4	1	2	3	15-1	30	1	0	3	.324	.224
2018	Hudson Valley	.287	51	174	25	50	13	2	2	30	0	2	2	22-1	44	1	1	2	.370	.420
2019	GCL Rays	.000	3	5	0	0	0	0	0	0	0	0	0	4-0	2	0	0	0	.444	.000
	Bowling Green	.247	29	97	12	24	3	0	1	7	0	0	2	10-1	30	0	0	3	.330	.309
2020																				
2021	Bowling Green	.266	59	192	31	51	5	1	12	33	0	1	2	21-0	57	0	2	2	.343	.490
	Montgomery	.190	6	21	0	4	0	1	0	4	0	0	0	0-0	7	0	0	0	.190	.286
<b>Minor League Totals</b>		<b>.253</b>	<b>176</b>	<b>574</b>	<b>80</b>	<b>145</b>	<b>24</b>	<b>4</b>	<b>15</b>	<b>78</b>	<b>1</b>	<b>5</b>	<b>9</b>	<b>72-3</b>	<b>170</b>	<b>2</b>	<b>3</b>	<b>10</b>	<b>.342</b>	<b>.387</b>

## OVALLES, ALEXANDER / OUTFIELDER

BATS **Left**  
 THROWS **Left**  
 HEIGHT **6'0"**  
 WEIGHT **180**

BORN **10/6/00** in Santo Domingo, DR  
 RESIDES **Santo Domingo, DR**  
 SIGNING SCOUT **Miguel Diaz/Louie Eljaua/Gian Guzman/Jose Serra (Cubs)**  
 ACQUIRED **Via trade from Texas on December 10, 2020**

YEAR	CLUB	AVG	G	AB	R	H	2B	3B	HR	RBI	SH	SF	HB	BB-I	SO	SB	CS	GDP	OBP	SLG
2018	DSL Cubs 2	.316	21	76	13	24	4	0	0	8	1	1	0	16-1	14	8	5	0	.430	.368
2019	AZL Rangers	.377	25	114	33	43	8	7	2	18	0	0	2	10-0	18	2	1	1	.437	.623
	Spokane	.187	24	91	13	17	6	0	2	15	0	1	0	8-0	24	3	1	3	.250	.319
2020																				
2021	Charleston	.248	89	315	45	78	13	2	8	46	2	4	6	43-1	68	5	4	4	.345	.378
<b>Minor League Totals</b>		<b>.272</b>	<b>159</b>	<b>596</b>	<b>104</b>	<b>162</b>	<b>31</b>	<b>9</b>	<b>12</b>	<b>87</b>	<b>3</b>	<b>6</b>	<b>8</b>	<b>77-2</b>	<b>124</b>	<b>18</b>	<b>11</b>	<b>8</b>	<b>.360</b>	<b>.414</b>

## PALMA, MOISES / RIGHT-HANDED PITCHER

BATS **Right**  
 THROWS **Right**  
 HEIGHT **6'4"**  
 WEIGHT **195**

BORN **9/1/04** in Ciudad Bolivar, VEN  
 RESIDES **Bolivar, VEN**  
 SIGNING SCOUT **Frank Tineo**  
 ACQUIRED **Signed as a free agent on January 15, 2022**

## PALOMAKI, JAKE / INFIELDER

BATS **Switch**  
 THROWS **Right**  
 HEIGHT **5'10"**  
 WEIGHT **175**

BORN **7/17/95** in Lansing, MI  
 RESIDES **Marietta, GA**  
 SIGNING SCOUT **Zach Clark**  
 ACQUIRED **Selected in the 18th round of the 2018 Amateur Draft**

YEAR	CLUB	AVG	G	AB	R	H	2B	3B	HR	RBI	SH	SF	HB	BB-I	SO	SB	CS	GDP	OBP	SLG
2018	Princeton	.257	45	167	37	43	4	2	3	15	4	3	4	25-0	26	10	2	1	.362	.359
2019	Charlotte	.253	70	225	35	57	8	0	0	17	0	2	5	24-0	28	11	4	9	.336	.289
	Bowling Green	.250	33	108	17	27	4	2	1	18	1	2	1	16-0	22	4	1	3	.346	.352
2020																				
2021	Montgomery	.198	75	217	27	43	4	3	0	19	6	2	4	37-0	50	14	9	4	.323	.244
<b>Minor League Totals</b>		<b>.237</b>	<b>223</b>	<b>717</b>	<b>116</b>	<b>170</b>	<b>20</b>	<b>7</b>	<b>4</b>	<b>69</b>	<b>11</b>	<b>9</b>	<b>14</b>	<b>102-0</b>	<b>126</b>	<b>39</b>	<b>16</b>	<b>17</b>	<b>.340</b>	<b>.301</b>



**PAULINO, ENZO** / OUTFIELDER

BATS **Left**  
THROWS **Right**  
HEIGHT **5'11"**  
WEIGHT **180**

BORN **5/25/04** in Santo Domingo, DR  
RESIDES **Santo Domingo, DR**  
SIGNING SCOUT **Daniel Santana**  
ACQUIRED **Signed as a free agent on October 29, 2021**

**PAULSON, DILLON** / INFIELDER

BATS **Left**  
THROWS **Left**  
HEIGHT **6'3"**  
WEIGHT **200**

BORN **6/10/97** in Escondido, CA  
RESIDES **San Marcos, CA**  
SIGNING SCOUT **Dennis Moeller (Dodgers)**  
ACQUIRED **Via trade from Los Angeles-NL on December 29, 2020**

YEAR	CLUB	AVG	G	AB	R	H	2B	3B	HR	RBI	SH	SF	HB	BB-I	SO	SB	CS	GDP	OBP	SLG
2018	Ogden	.272	58	224	54	61	20	3	10	61	0	6	3	42-0	51	1	0	4	.385	.522
2019	Great Lakes	.223	82	300	52	67	17	1	12	50	0	4	1	56-1	88	0	0	5	.343	.407
	R. Cucamonga	.293	35	116	23	34	10	1	4	14	0	0	0	26-0	45	3	1	2	.423	.500
2020		Did Not Play																		
2021	Montgomery	.340	15	53	5	18	3	0	0	13	0	2	0	4-1	13	0	1	0	.373	.396
<b>Minor League Totals</b>		<b>.260</b>	<b>190</b>	<b>693</b>	<b>134</b>	<b>180</b>	<b>50</b>	<b>5</b>	<b>26</b>	<b>138</b>	<b>0</b>	<b>12</b>	<b>4</b>	<b>128-2</b>	<b>197</b>	<b>4</b>	<b>2</b>	<b>11</b>	<b>.373</b>	<b>.459</b>

**PEGUERO, JOEL** / RIGHT-HANDED PITCHER

BATS **Right**  
THROWS **Right**  
HEIGHT **5'11"**  
WEIGHT **185**

BORN **5/5/97** in Santo Domingo, DR  
RESIDES **Santo Domingo, DR**  
SIGNING SCOUT **Daniel Santana**  
ACQUIRED **Signed as a free agent on August 21, 2015**

YEAR	CLUB	W	L	ERA	G	GS	CG	SHO	SV	IP	H	R	ER	HR	HB	BB-I	SO	WP	BK	
2016	DSL Rays 2	2	3	3.43	16	2	0	0	3	42.0	39	17	16	1	1	19-0	26	8	0	
2017	Princeton	3	5	8.12	13	10	0	0	0	44.1	67	43	40	5	2	11-0	31	10	1	
2018	Princeton	1	2	7.44	14	6	0	0	0	32.2	43	32	27	4	3	18-0	38	3	0	
2019	Bowling Green	3	4	2.85	31	0	0	0	16	47.1	42	19	15	1	3	11-1	44	6	0	
2020		Did Not Pitch																		
2021	Montgomery	4	8	4.50	37	3	0	0	3	54.0	53	32	27	2	4	22-2	48	7	1	
	Durham	0	0	0.00	2	0	0	0	0	2.1	0	0	0	0	0	1-0	4	0	0	
<b>Minor League Totals</b>		<b>13</b>	<b>22</b>	<b>5.05</b>	<b>113</b>	<b>21</b>	<b>0</b>	<b>0</b>	<b>22</b>	<b>222.2</b>	<b>244</b>	<b>143</b>	<b>125</b>	<b>13</b>	<b>13</b>	<b>82-3</b>	<b>191</b>	<b>34</b>	<b>2</b>	

**PEGUERO, JUANFEL** / INFIELDER

BATS **Switch**  
THROWS **Right**  
HEIGHT **5'10"**  
WEIGHT **145**

BORN **12/31/04** in Ingenio Consuelo, DR  
RESIDES **San Pedro de Macoris, DR**  
SIGNING SCOUT **Daniel Santana**  
ACQUIRED **Signed as a free agent on January 15, 2022**



## PEGUERO, MATTHEW / RIGHT-HANDED PITCHER

BATS **Right**  
THROWS **Right**  
HEIGHT **6'2"**  
WEIGHT **200**

BORN **1/12/00** in **Santiago, DR**  
RESIDES **Santiago, DR**  
SIGNING SCOUT **Victor Torres/Daniel Santana**  
ACQUIRED **Signed as a free agent on May 26, 2017**

YEAR	CLUB	W	L	ERA	G	GS	CG	SHO	SV	IP	H	R	ER	HR	HB	BB-I	SO	WP	BK
2017	DSL Rays 1	0	4	4.22	13	6	0	0	0	32.0	25	17	15	1	2	20-1	21	3	0
	DSL Rays 2	1	0	0.00	1	0	0	0	0	3.0	0	0	0	0	0	1-0	4	0	0
2018	DSL Rays 1	5	1	2.69	13	12	0	0	0	60.1	46	22	18	1	2	21-0	60	6	0
2019	Princeton	3	2	5.35	10	10	0	0	0	37.0	48	24	22	5	1	15-0	23	0	0
2020										Did Not Pitch									
2021	FCL Rays	3	1	4.28	8	5	0	0	0	27.1	22	16	13	5	4	14-0	35	4	0
	Charleston	1	1	4.30	9	2	0	0	0	23.0	21	11	11	5	0	8-0	26	2	0
<b>Minor League Totals</b>		<b>13</b>	<b>9</b>	<b>3.89</b>	<b>54</b>	<b>35</b>	<b>0</b>	<b>0</b>	<b>0</b>	<b>182.2</b>	<b>162</b>	<b>90</b>	<b>79</b>	<b>17</b>	<b>9</b>	<b>79-1</b>	<b>169</b>	<b>14</b>	<b>0</b>

## PEGUERO, ODALYS / INFIELDER

BATS **Switch**  
THROWS **Right**  
HEIGHT **5'9"**  
WEIGHT **170**

BORN **1/25/03** in **San Pedro de Macoris, DR**  
RESIDES **San Pedro de Macoris, DR**  
SIGNING SCOUT **Remy Hernandez/Daniel Santana**  
ACQUIRED **Signed as a free agent on July 2, 2019**

YEAR	CLUB	AVG	G	AB	R	H	2B	3B	HR	RBI	SH	SF	HB	BB-I	SO	SB	CS	GDP	OBP	SLG
2021	DSL Rays 1	.273	50	172	37	47	4	3	1	17	0	3	4	36-1	39	21	6	0	.405	.349

## PEÑA, JOSÉ / OUTFIELDER

BATS **Right**  
THROWS **Right**  
HEIGHT **6'0"**  
WEIGHT **185**

BORN **12/24/02** in **Santo Domingo, DR**  
RESIDES **Santo Domingo, DR**  
SIGNING SCOUT **Daniel Santana**  
ACQUIRED **Signed as a free agent on July 2, 2019**

YEAR	CLUB	AVG	G	AB	R	H	2B	3B	HR	RBI	SH	SF	HB	BB-I	SO	SB	CS	GDP	OBP	SLG
2021	DSL Rays 1	.159	47	157	29	25	2	0	4	11	0	1	6	29-0	54	16	2	2	.311	.248

### DO YOU KNOW?

#### ORGANIZATION NO-HITTERS / COMPLETE GAMES

Jason Standridge	June 28, 1999 with Charleston (7 IP)
Doug Waechter	Aug 10, 2000 with Hudson Valley (9 IP)
Gerardo Garcia	May 22, 2002 with Orlando (9 IP)
Chad Gaudin	July 15, 2003 with Orlando (7 IP) (Perfect Game)
Wade Davis	Aug 31, 2006 with Southwest Michigan (7 IP)
Wade Davis	May 4, 2007 with Vero Beach (7 IP)
Matt Moore	June 6, 2009 with Bowling Green (7 IP)
Matt Garza	July 26, 2010 with Tampa Bay (9 IP)
Matt Moore	June 16, 2011 with Montgomery (9 IP)
Victor Mateo	July 8, 2011 with Bowling Green (7 IP)
Victor Mateo	Aug 24, 2013 with Montgomery (9 IP)
Blake Snell	Aug 2, 2014 with Charlotte (5.1 IP)
Buddy Borden	May 13, 2015 with Charlotte (7 IP)
Justin Marks	July 16, 2016 with Durham (9 IP)





**PEOPLES, BEN** / RIGHT-HANDED PITCHER

BATS **Left**  
THROWS **Right**  
HEIGHT **6'1"**  
WEIGHT **175**

BORN **5/1/01** in **Columbia, TN**  
RESIDES **Goodspring, TN**  
SIGNING SCOUT **Steve Ames**  
ACQUIRED **Selected in the 22nd round in the 2019 Amateur Draft**

YEAR	CLUB	W	L	ERA	G	GS	CG	SHO	SV	IP	H	R	ER	HR	HB	BB-I	SO	WP	BK	
2019	GCL Rays	0	1	5.91	5	2	0	0	0	10.2	6	8	7	1	1	11-0	16	5	0	
2020		Did Not Pitch																		
2021	FCL Rays	2	1	2.84	9	4	0	0	0	19.0	16	7	6	0	1	13-0	29	4	0	
<b>Minor League Totals</b>		<b>2</b>	<b>2</b>	<b>3.94</b>	<b>14</b>	<b>6</b>	<b>0</b>	<b>0</b>	<b>0</b>	<b>29.2</b>	<b>22</b>	<b>15</b>	<b>13</b>	<b>1</b>	<b>2</b>	<b>24-0</b>	<b>45</b>	<b>9</b>	<b>0</b>	

**PEREZ, JHONNY** / CATCHER

BATS **Right**  
THROWS **Right**  
HEIGHT **6'0"**  
WEIGHT **200**

BORN **3/11/05** in **Caracas, VEN**  
RESIDES **Caracas, VEN**  
SIGNING SCOUT **Juan Castillo/William Bergolla**  
ACQUIRED **Signed as a free agent on January 15, 2022**

**PEREZ, JORGÉ** / CATCHER

BATS **Right**  
THROWS **Right**  
HEIGHT **5'8"**  
WEIGHT **160**

BORN **10/11/02** in **Sabaneta, DR**  
RESIDES **Sabaneta, DR**  
SIGNING SCOUT **Daniel Santana**  
ACQUIRED **Signed as a free agent on July 2, 2019**

YEAR	CLUB	AVG	G	AB	R	H	2B	3B	HR	RBI	SH	SF	HB	BB-I	SO	SB	CS	GDP	OBP	SLG
2021	DSL Rays 2	.214	28	70	8	15	3	0	0	6	0	1	4	13-0	19	0	0	1	.364	.257

**PEREZ, JOSÉ** / INFIELDER

BATS **Right**  
THROWS **Right**  
HEIGHT **5'9"**  
WEIGHT **170**

BORN **3/12/04** in **Yaracuy, VEN**  
RESIDES **Yaracuy, VEN**  
SIGNING SCOUT **Carlos León/William Bergolla**  
ACQUIRED **Signed as a free agent on January 15, 2021**

YEAR	CLUB	AVG	G	AB	R	H	2B	3B	HR	RBI	SH	SF	HB	BB-I	SO	SB	CS	GDP	OBP	SLG
2021	DSL Rays 2	.206	33	102	14	21	4	2	1	15	0	1	2	18-1	27	2	5	3	.333	.314

**PETIYAN, ELIAS** / INFIELDER

BATS **Switch**  
THROWS **Right**  
HEIGHT **5'10"**  
WEIGHT **165**

BORN **10/4/02** in **La Romana, DR**  
RESIDES **Higüey, DR**  
SIGNING SCOUT **Remmy Hernandez/Daniel Santana**  
ACQUIRED **Signed as a free agent on June 15, 2019**

YEAR	CLUB	AVG	G	AB	R	H	2B	3B	HR	RBI	SH	SF	HB	BB-I	SO	SB	CS	GDP	OBP	SLG
2019	DSL Rays 1	.211	13	38	4	8	1	0	0	3	1	0	1	8-0	10	4	0	0	.362	.237
2020		Did Not Play																		
2021	DSL Rays 1	.315	26	54	10	17	3	0	1	16	2	2	2	10-0	10	5	4	0	.426	.426
<b>Minor League Totals</b>		<b>.272</b>	<b>39</b>	<b>92</b>	<b>14</b>	<b>25</b>	<b>4</b>	<b>0</b>	<b>1</b>	<b>19</b>	<b>3</b>	<b>2</b>	<b>3</b>	<b>18-0</b>	<b>20</b>	<b>9</b>	<b>4</b>	<b>0</b>	<b>.400</b>	<b>.348</b>



## PIÉ, ALEJANDRO / INFIELDER

BATS **Right**  
THROWS **Right**  
HEIGHT **6'4"**  
WEIGHT **175**

BORN **1/31/02** in **La Romana, DR**  
RESIDES **La Romana, DR**  
SIGNING SCOUT **Daniel Santana**  
ACQUIRED **Signed as a free agent on July 2, 2018**

YEAR	CLUB	AVG	G	AB	R	H	2B	3B	HR	RBI	SH	SF	HB	BB-I	SO	SB	CS	GDP	OBP	SLG
2019	DSL Rays 1	.289	57	225	29	65	10	1	0	19	1	1	15	11-1	46	24	8	0	.361	.342
2020														Did Not Play						
2021	FCL Rays	.238	32	122	16	29	4	0	0	9	0	1	3	8-0	47	10	4	2	.299	.270
<b>Minor League Totals</b>		<b>.271</b>	<b>89</b>	<b>347</b>	<b>45</b>	<b>94</b>	<b>14</b>	<b>1</b>	<b>0</b>	<b>28</b>	<b>1</b>	<b>2</b>	<b>18</b>	<b>19-1</b>	<b>93</b>	<b>34</b>	<b>12</b>	<b>2</b>	<b>.339</b>	<b>.317</b>

## PIPER, KENNY / CATCHER

BATS **Right**  
THROWS **Right**  
HEIGHT **6'0"**  
WEIGHT **190**

BORN **7/12/98** in **Florissant, MO**  
RESIDES **Florissant, MO**  
SIGNING SCOUT **Matt Alison**  
ACQUIRED **Selected in the 18th round of the 2021 Amateur Draft**

YEAR	CLUB	AVG	G	AB	R	H	2B	3B	HR	RBI	SH	SF	HB	BB-I	SO	SB	CS	GDP	OBP	SLG
2021	FCL Rays	.533	6	15	4	8	2	0	1	2	0	1	2	2-0	1	3	2	0	.600	.867

## PIRON, JHONNY / OUTFIELDER

BATS **Right**  
THROWS **Right**  
HEIGHT **6'0"**  
WEIGHT **180**

BORN **6/2/04** in **San Cristobal, DR**  
RESIDES **San Cristobal, DR**  
SIGNING SCOUT **Daniel Santana**  
ACQUIRED **Signed as a free agent on January 15, 2021**

YEAR	CLUB	AVG	G	AB	R	H	2B	3B	HR	RBI	SH	SF	HB	BB-I	SO	SB	CS	GDP	OBP	SLG
2021	DSL Rays 2	.232	52	168	34	39	12	1	3	17	0	1	7	29-0	44	17	6	3	.366	.369

## POLANCO, NARCISO / INFIELDER ♦ OUTFIELDER

BATS **Left**  
THROWS **Right**  
HEIGHT **5'11"**  
WEIGHT **160**

BORN **10/28/04** in **Samana, DR**  
RESIDES **Sanchez, DR**  
SIGNING SCOUT **Felix Fermin Jr./Daniel Santana/Rigoberto De Los Santos**  
ACQUIRED **Signed as a free agent on January 15, 2022**

## PRIMERA, YORMAN / RIGHT-HANDED PITCHER

BATS **Right**  
THROWS **Right**  
HEIGHT **6'2"**  
WEIGHT **175**

BORN **12/18/01** in **Valencia, VEN**  
RESIDES **Valencia, VEN**  
SIGNING SCOUT **William Bergolla, Frank Tineo**  
ACQUIRED **Signed as a free agent on January 15, 2022**



## QSAR, JORDAN / OUTFIELDER

BATS **Left**  
THROWS **Right**  
HEIGHT **6'3"**  
WEIGHT **205**

BORN **12/2/95** in El Cajon, CA  
RESIDES **El Cajon, CA**  
SIGNING SCOUT **Greg Whitworth**  
ACQUIRED **Selected in the 25th round of the 2018 Amateur Draft**

YEAR	CLUB	AVG	G	AB	R	H	2B	3B	HR	RBI	SH	SF	HB	BB-I	SO	SB	CS	GDP	OBP	SLG
2018	Princeton	.350	40	137	32	48	8	3	10	32	0	1	0	32-6	45	4	1	1	.471	.672
	Hudson Valley	.176	22	74	9	13	4	0	4	11	0	1	0	18-0	35	0	0	1	.333	.392
2019	Bowling Green	.209	59	196	32	41	8	3	9	28	0	0	1	36-0	93	5	2	1	.335	.418
2020		Did Not Play																		
2021	Bowling Green	.257	98	343	65	88	19	4	23	69	1	1	5	55-1	132	15	5	2	.366	.536
<b>Minor League Totals</b>		<b>.253</b>	<b>219</b>	<b>750</b>	<b>138</b>	<b>190</b>	<b>39</b>	<b>10</b>	<b>46</b>	<b>140</b>	<b>1</b>	<b>3</b>	<b>6</b>	<b>141-7</b>	<b>305</b>	<b>24</b>	<b>8</b>	<b>5</b>	<b>.374</b>	<b>.516</b>

## QUEVEDO, JESÚS / INFIELDER

BATS **Right**  
THROWS **Right**  
HEIGHT **5'11"**  
WEIGHT **170**

BORN **9/12/03** in Bolivar, VEN  
RESIDES **Bolivar, VEN**  
SIGNING SCOUT **Marlon Roche/William Bergolla**  
ACQUIRED **Signed as a free agent on January 15, 2021**

YEAR	CLUB	AVG	G	AB	R	H	2B	3B	HR	RBI	SH	SF	HB	BB-I	SO	SB	CS	GDP	OBP	SLG
2021	DSL Rays 1	.169	23	59	10	10	4	0	0	8	2	1	2	11-0	16	2	2	2	.315	.237

## QUIROZ, ESTEBAN / INFIELDER

BATS **Left**  
THROWS **Right**  
HEIGHT **5'6"**  
WEIGHT **195**

BORN **2/17/92** in Ciudad Obregón, MEX  
RESIDES **Ciudad Obregón, MEX**  
SIGNING SCOUT **Sotero Torres (Red Sox)**  
ACQUIRED **Via trade from San Diego on March 26, 2020**

YEAR	CLUB	AVG	G	AB	R	H	2B	3B	HR	RBI	SH	SF	HB	BB-I	SO	SB	CS	GDP	OBP	SLG
2011	Quintana Roo (MEX)	.120	24	25	4	3	0	0	0	1	0	0	1	2-0	7	0	0	0	.214	.120
2012	Quintana Roo (MEX)	.255	85	235	35	60	12	3	4	22	2	0	4	25-1	38	4	2	4	.337	.383
2013	Quintana Roo (MEX)	.200	27	55	8	11	5	0	0	2	0	0	2	10-0	12	0	1	0	.343	.291
2014	Quintana Roo (MEX)	.227	19	44	8	10	4	1	1	4	3	1	2	11-0	5	1	0	0	.397	.432
2015	Quintana Roo (MEX)	.315	96	327	56	103	23	0	7	35	3	2	6	39-3	57	3	7	9	.396	.450
2016	Quintana Roo (MEX)	.335	97	337	69	113	18	0	15	63	2	4	7	66-5	48	4	4	10	.449	.522
2017	Yucatan (MEX)	.293	89	287	64	84	23	0	11	49	3	0	4	64-11	41	8	2	5	.428	.488
2018	Portland	.299	24	87	19	26	5	0	7	24	0	0	4	13-1	19	1	1	0	.413	.598
	GCL Red Sox	.211	8	19	3	4	0	1	0	7	0	3	1	6-0	3	0	0	0	.379	.316
2019	El Paso	.271	96	306	64	83	25	0	19	66	1	2	5	52-1	82	3	1	2	.384	.539
2020		Did Not Play																		
2021	Durham	.268	68	213	49	57	19	0	12	48	0	1	5	43-0	56	1	0	2	.401	.526
	FCL Rays	.417	4	12	7	5	1	1	2	9	0	0	3	3-0	4	2	0	0	.611	1.167
<b>Minor League Totals</b>		<b>.287</b>	<b>637</b>	<b>1947</b>	<b>386</b>	<b>559</b>	<b>135</b>	<b>6</b>	<b>78</b>	<b>330</b>	<b>14</b>	<b>13</b>	<b>44</b>	<b>334-22</b>	<b>372</b>	<b>27</b>	<b>18</b>	<b>32</b>	<b>.401</b>	<b>.483</b>
<b>Mexican League Totals</b>		<b>.293</b>	<b>437</b>	<b>1310</b>	<b>244</b>	<b>384</b>	<b>85</b>	<b>4</b>	<b>38</b>	<b>176</b>	<b>13</b>	<b>7</b>	<b>26</b>	<b>217-20</b>	<b>208</b>	<b>20</b>	<b>16</b>	<b>28</b>	<b>.402</b>	<b>.451</b>



## RAMÍREZ, ABIEZEL / INFIELDER

BATS **Switch**  
THROWS **Right**  
HEIGHT **5'11"**  
WEIGHT **145**

BORN **1/26/00** in Azua, DR  
RESIDES **Constanza, DR**  
SIGNING SCOUT **Alfredo Celestin/Daniel Santana**  
ACQUIRED **Signed as a free agent on July 2, 2016**

YEAR	CLUB	AVG	G	AB	R	H	2B	3B	HR	RBI	SH	SF	HB	BB-I	SO	SB	CS	GDP	OBP	SLG
2017	DSL Rays 2	.217	54	198	25	43	6	4	1	14	0	0	1	27-0	55	8	7	1	.314	.303
2018	DSL Rays 2	.291	66	237	53	69	9	7	2	50	1	8	7	37-1	33	27	8	3	.391	.414
2019	GCL Rays Princeton	.289	37	135	19	39	8	2	2	24	2	0	0	13-0	38	7	0	2	.351	.422
		.256	10	39	8	10	0	0	1	4	1	0	3	3-0	14	2	0	1	.356	.333
2020		Did Not Play																		
2021	Charleston	.260	68	231	38	60	10	3	9	54	5	3	1	32-0	102	17	3	1	.348	.446
<b>Minor League Totals</b>		<b>.263</b>	<b>235</b>	<b>840</b>	<b>143</b>	<b>221</b>	<b>33</b>	<b>16</b>	<b>15</b>	<b>146</b>	<b>9</b>	<b>11</b>	<b>12</b>	<b>112-1</b>	<b>242</b>	<b>61</b>	<b>18</b>	<b>8</b>	<b>.354</b>	<b>.394</b>

## RAMOS, GEUDIS / LEFT-HANDED PITCHER

BATS **Left**  
THROWS **Left**  
HEIGHT **6'1"**  
WEIGHT **170**

BORN **2/16/05** in Hato Mayor, DR  
RESIDES **San Pedro de Macoris, DR**  
SIGNING SCOUT **Remy Hernandez/Daniel Santana**  
ACQUIRED **Signed as a free agent on January 15, 2022**

## RANGEL, ROYLEMS / CATCHER

BATS **Right**  
THROWS **Right**  
HEIGHT **5'8"**  
WEIGHT **165**

BORN **10/17/02** in Maracay, VEN  
RESIDES **Maracay, VEN**  
SIGNING SCOUT **Marlon Roche**  
ACQUIRED **Signed as a free agent on July 2, 2019**

YEAR	CLUB	AVG	G	AB	R	H	2B	3B	HR	RBI	SH	SF	HB	BB-I	SO	SB	CS	GDP	OBP	SLG
2021	DSL Rays 1	.140	14	43	4	6	1	0	0	1	0	0	0	4-0	6	1	1	2	.213	.163
	DSL Rays 2	.235	20	68	7	16	3	1	0	6	0	1	1	7-1	15	1	1	1	.312	.309
<b>Minor League Totals</b>		<b>.198</b>	<b>34</b>	<b>111</b>	<b>11</b>	<b>22</b>	<b>4</b>	<b>1</b>	<b>0</b>	<b>7</b>	<b>0</b>	<b>1</b>	<b>1</b>	<b>11-1</b>	<b>21</b>	<b>2</b>	<b>2</b>	<b>3</b>	<b>.274</b>	<b>.252</b>

## REIFERT, EVAN / RIGHT-HANDED PITCHER

BATS **Right**  
THROWS **Right**  
HEIGHT **6'4"**  
WEIGHT **200**

BORN **5/14/99** in Wilton, IA  
RESIDES **Wilton, IA**  
SIGNING SCOUT **Riley Bandelow (Brewers)**  
ACQUIRED **Via trade from Milwaukee on November 13, 2021**

YEAR	CLUB	W	L	ERA	G	GS	CG	SHO	SV	IP	H	R	ER	HR	HB	BB-I	SO	WP	BK
2021	Carolina	2	0	1.00	5	0	0	0	2	9.0	5	1	1	0	1	4-0	16	2	0
	Wisconsin	1	3	2.29	32	0	0	0	6	51.0	31	18	13	4	5	32-1	87	11	0
<b>Minor League Totals</b>		<b>3</b>	<b>3</b>	<b>2.10</b>	<b>37</b>	<b>0</b>	<b>0</b>	<b>0</b>	<b>8</b>	<b>60.0</b>	<b>36</b>	<b>19</b>	<b>14</b>	<b>4</b>	<b>6</b>	<b>36-1</b>	<b>103</b>	<b>13</b>	<b>0</b>

## RIVERA, JUAN / RIGHT-HANDED PITCHER

BATS **Right**  
THROWS **Right**  
HEIGHT **6'3"**  
WEIGHT **220**

BORN **6/4/98** in San Cristobal, DR  
RESIDES **San Cristobal, DR**  
SIGNING SCOUT **Felix Fermin/Daniel Santana**  
ACQUIRED **Signed as a free agent on April 22, 2019**

YEAR	CLUB	W	L	ERA	G	GS	CG	SHO	SV	IP	H	R	ER	HR	HB	BB-I	SO	WP	BK	
2019	DSL Rays 1	2	1	6.95	17	0	0	0	0	22.0	10	27	17	1	4	43-0	36	19	0	
2020		Did Not Pitch																		
2021	FCL Rays	3	0	3.93	12	0	0	0	1	18.1	15	8	8	0	3	9-0	29	7	1	
	Charleston	1	0	0.00	5	1	0	0	0	7.0	2	2	0	0	1	6-0	10	3	0	
<b>Minor League Totals</b>		<b>6</b>	<b>1</b>	<b>4.75</b>	<b>34</b>	<b>1</b>	<b>0</b>	<b>0</b>	<b>1</b>	<b>47.1</b>	<b>27</b>	<b>37</b>	<b>25</b>	<b>1</b>	<b>8</b>	<b>58-0</b>	<b>75</b>	<b>29</b>	<b>1</b>	



**RODRÍGUEZ, ANDY** / RIGHT-HANDED PITCHER

BATS **Right**  
THROWS **Right**  
HEIGHT **6'1"**  
WEIGHT **180**

BORN **7/28/02** in Santo Domingo, DR  
RESIDES **Pedro Brand, DR**  
SIGNING SCOUT **Daniel Santana**  
ACQUIRED **Signed as a free agent on August 9, 2021**

**RODRÍGUEZ, DAVID** / CATCHER

BATS **Right**  
THROWS **Right**  
HEIGHT **6'1"**  
WEIGHT **215**

BORN **2/25/96** in Barcelona, VEN  
RESIDES **Barcelona, VEN**  
SIGNING SCOUT **Marlon Roche/Ronnie Blanco**  
ACQUIRED **Signed as a free agent on March 9, 2022**

YEAR	CLUB	AVG	G	AB	R	H	2B	3B	HR	RBI	SH	SF	HB	BB-I	SO	SB	CS	GDP	OBP	SLG
2013	VSL Rays	.329	64	237	44	78	14	0	12	29	0	0	8	24-1	62	5	2	1	.409	.540
2014	GCL Rays	.273	38	128	15	35	10	2	0	23	0	3	6	9-0	31	3	0	1	.342	.383
2015	Princeton	.258	45	178	20	46	7	1	4	27	0	0	3	15-0	39	1	1	5	.327	.376
2016	Bowling Green	.240	112	416	54	100	16	1	9	62	1	4	7	44-1	88	4	3	13	.321	.349
2017	Charlotte	.201	91	303	23	61	12	1	0	24	1	4	8	22-0	73	1	3	5	.270	.248
2018	Charlotte	.317	28	104	18	33	8	1	2	20	0	1	4	8-0	23	1	0	3	.385	.471
	Montgomery	.230	69	252	23	58	13	1	4	44	0	3	0	21-1	59	2	1	7	.286	.337
2019	Montgomery	.225	78	262	34	59	10	3	7	36	1	2	1	29-0	68	4	1	4	.303	.366
2020														Did Not Play						
2021	Binghamton	.232	32	95	12	22	5	0	4	10	0	0	2	15-1	28	0	0	4	.348	.411
	Syracuse	.261	23	69	5	18	2	0	2	5	0	0	0	6-0	17	1	0	4	.320	.377
	<b>Minor League Totals</b>	<b>.250</b>	<b>580</b>	<b>2044</b>	<b>248</b>	<b>510</b>	<b>97</b>	<b>10</b>	<b>44</b>	<b>280</b>	<b>3</b>	<b>17</b>	<b>39</b>	<b>193-4</b>	<b>488</b>	<b>22</b>	<b>11</b>	<b>47</b>	<b>.324</b>	<b>.371</b>

**RODRÍGUEZ, JUAN** / RIGHT-HANDED PITCHER

BATS **Right**  
THROWS **Right**  
HEIGHT **6'1"**  
WEIGHT **180**

BORN **8/22/01** in Yaguatae, DR  
RESIDES **Yaguatae, DR**  
SIGNING SCOUT **Miguel De La Cruz/Daniel Cruz**  
ACQUIRED **Signed as a free agent on March 16, 2021**

YEAR	CLUB	W	L	ERA	G	GS	CG	SHO	SV	IP	H	R	ER	HR	HB	BB-I	SO	WP	BK
2021	DSL Rays 2	1	1	5.82	13	6	0	0	0	34.0	29	25	22	1	3	31-0	32	12	1

**RODRÍGUEZ, NATHANEAL** / INFILDER

BATS **Right**  
THROWS **Right**  
HEIGHT **6'0"**  
WEIGHT **165**

BORN **12/6/03** in Santo Domingo, DR  
RESIDES **Santo Domingo, DR**  
SIGNING SCOUT **Daniel Santana**  
ACQUIRED **Signed as a free agent on January 15, 2021**

**RODRÍGUEZ, RHONIEL** / INFILDER

BATS **Switch**  
THROWS **Right**  
HEIGHT **5'9"**  
WEIGHT **155**

BORN **9/16/02** in Maracay, VEN  
RESIDES **La Vega, DR**  
SIGNING SCOUT **Felix Fermin/Daniel Santana**  
ACQUIRED **Signed as a free agent on July 2, 2019**

YEAR	CLUB	AVG	G	AB	R	H	2B	3B	HR	RBI	SH	SF	HB	BB-I	SO	SB	CS	GDP	OBP	SLG
2021	DSL Rays 2	.188	34	96	15	18	2	2	0	17	0	1	4	7-0	26	5	1	0	.269	.250



## ROJAS, NOMAR / RIGHT-HANDED PITCHER

BATS **Right**  
THROWS **Right**  
HEIGHT **6'4"**  
WEIGHT **170**

BORN **3/30/01** in Maracay, VEN  
RESIDES **Valencia, VEN**  
SIGNING SCOUT **William Bergolla**  
ACQUIRED **Signed as a free agent on November 30, 2018**

YEAR	CLUB	W	L	ERA	G	GS	CG	SHO	SV	IP	H	R	ER	HR	HB	BB-I	SO	WP	BK	
2019	DSL Rays 2	3	2	2.88	14	13	0	0	0	56.1	49	23	18	2	6	25-0	38	8	0	
2020		Did Not Pitch																		
2021	FCL Rays	1	2	4.22	4	0	0	0	1	10.2	11	6	5	1	0	4-0	8	1	0	
	Charleston	3	1	3.33	12	0	0	0	0	24.1	17	11	9	1	1	15-0	21	1	0	
<b>Minor League Totals</b>		<b>7</b>	<b>5</b>	<b>3.15</b>	<b>30</b>	<b>13</b>	<b>0</b>	<b>0</b>	<b>1</b>	<b>91.1</b>	<b>77</b>	<b>40</b>	<b>32</b>	<b>4</b>	<b>7</b>	<b>44-0</b>	<b>67</b>	<b>10</b>	<b>0</b>	

## ROMERO, RODRIGO / INFILDER

BATS **Right**  
THROWS **Right**  
HEIGHT **5'10"**  
WEIGHT **145**

BORN **2/28/05** in San Felix, VEN  
RESIDES **San Diego, VEN**  
SIGNING SCOUT **Marlon Roche/William Bergolla**  
ACQUIRED **Signed as a free agent on January 15, 2022**

## ROSARIO, GERLIN / RIGHT-HANDED PITCHER

BATS **Right**  
THROWS **Right**  
HEIGHT **6'3"**  
WEIGHT **210**

BORN **2/15/02** in Nagua, DR  
RESIDES **Nagua, DR**  
SIGNING SCOUT **Jorge Pérez/Daniel Santana**  
ACQUIRED **Signed as a free agent on October 29, 2021**

## ROSENBLUM-LARSON, SIMON / RIGHT-HANDED PITCHER

BATS **Right**  
THROWS **Right**  
HEIGHT **6'3"**  
WEIGHT **200**

BORN **2/11/97** in Madison, WI  
RESIDES **Madison, WI**  
SIGNING SCOUT **Zach Clark**  
ACQUIRED **Selected in the 19th round of the 2018 Amateur Draft**

YEAR	CLUB	W	L	ERA	G	GS	CG	SHO	SV	IP	H	R	ER	HR	HB	BB-I	SO	WP	BK	
2018	Hudson Valley	1	1	0.00	9	0	0	0	5	21.0	11	3	0	0	2	4-1	33	0	1	
	Bowling Green	0	2	2.55	9	0	0	0	3	17.2	8	7	5	1	1	5-0	29	2	0	
2019	Charlotte	2	3	3.13	37	2	0	0	8	60.1	44	28	21	4	9	34-0	74	4	1	
2020		Did Not Pitch																		
2021	Montgomery	0	0	7.00	7	0	0	0	0	9.0	5	8	7	0	5	6-0	15	4	0	
	FCL Rays	1	0	16.50	6	0	0	0	0	6.0	8	12	11	2	5	9-0	11	5	0	
<b>Minor League Totals</b>		<b>4</b>	<b>6</b>	<b>3.47</b>	<b>68</b>	<b>2</b>	<b>0</b>	<b>0</b>	<b>16</b>	<b>114.0</b>	<b>76</b>	<b>58</b>	<b>44</b>	<b>7</b>	<b>22</b>	<b>58-1</b>	<b>162</b>	<b>15</b>	<b>2</b>	

## RUIZ, RAYNALF / RIGHT-HANDED PITCHER

BATS **Right**  
THROWS **Right**  
HEIGHT **6'3"**  
WEIGHT **175**

BORN **4/27/01** in Moca, DR  
RESIDES **Moca, DR**  
SIGNING SCOUT **Daniel Santana**  
ACQUIRED **Signed as a free agent on March 28, 2019**

YEAR	CLUB	W	L	ERA	G	GS	CG	SHO	SV	IP	H	R	ER	HR	HB	BB-I	SO	WP	BK	
2019	DSL Rays 2	3	1	3.33	14	8	0	0	0	46.0	46	25	17	1	4	21-0	29	5	1	
2020		Did Not Pitch																		
2021	DSL Rays 2	1	0	3.86	12	0	0	0	3	16.1	14	12	7	0	5	12-0	15	6	0	
<b>Minor League Totals</b>		<b>4</b>	<b>1</b>	<b>3.47</b>	<b>26</b>	<b>8</b>	<b>0</b>	<b>0</b>	<b>3</b>	<b>62.1</b>	<b>60</b>	<b>37</b>	<b>24</b>	<b>1</b>	<b>9</b>	<b>33-0</b>	<b>44</b>	<b>11</b>	<b>1</b>	



**SALGUERA, FELIX** / CATCHER

BATS **Right**  
THROWS **Right**  
HEIGHT **6'0"**  
WEIGHT **170**

BORN **3/1/02** in **Valencia, VEN**  
RESIDES **Valencia, VEN**  
SIGNING SCOUT **William Bergolla/Marlon Roche**  
ACQUIRED **Signed as a free agent on July 3, 2018**

YEAR	CLUB	AVG	G	AB	R	H	2B	3B	HR	RBI	SH	SF	HB	BB-I	SO	SB	CS	GDP	OBP	SLG
2019	DSL Rays 2	.236	35	127	25	30	4	2	0	16	1	1	3	19-0	23	3	1	3	.347	.299
2020		Did Not Play																		
2021	DSL Rays 2	.292	37	113	15	33	6	1	2	14	0	1	1	14-0	21	7	3	1	.372	.416
<b>Minor League Totals</b>		<b>.263</b>	<b>72</b>	<b>240</b>	<b>40</b>	<b>63</b>	<b>10</b>	<b>3</b>	<b>2</b>	<b>30</b>	<b>1</b>	<b>2</b>	<b>4</b>	<b>33-0</b>	<b>44</b>	<b>10</b>	<b>4</b>	<b>4</b>	<b>.358</b>	<b>.354</b>

**SAMPEN, CALEB** / RIGHT-HANDED PITCHER

BATS **Right**  
THROWS **Right**  
HEIGHT **6'3"**  
WEIGHT **185**

BORN **7/23/96** in **Brownsburg, IN**  
RESIDES **Brownsburg, IN**  
SIGNING SCOUT **Marty Lamb (Dodgers)**  
ACQUIRED **Via trade from Los Angeles-NL on January 8, 2019**

YEAR	CLUB	W	L	ERA	G	GS	CG	SHO	SV	IP	H	R	ER	HR	HB	BB-I	SO	WP	BK	
2018	Ogden	0	2	5.04	13	11	0	0	0	30.1	31	21	17	2	1	9-0	43	6	0	
2019	Bowling Green	9	4	2.68	22	21	0	0	0	121.0	91	39	36	3	2	32-0	104	4	1	
2020		Did Not Pitch																		
2021	Montgomery	0	1	8.66	5	4	0	0	0	17.2	21	18	17	3	3	10-0	11	3	0	
	FCL Rays	0	1	6.00	2	2	0	0	0	3.0	5	5	2	0	0	0-0	2	0	0	
<b>Minor League Totals</b>		<b>9</b>	<b>8</b>	<b>3.77</b>	<b>42</b>	<b>38</b>	<b>0</b>	<b>0</b>	<b>0</b>	<b>172.0</b>	<b>148</b>	<b>83</b>	<b>72</b>	<b>8</b>	<b>6</b>	<b>51-0</b>	<b>160</b>	<b>13</b>	<b>1</b>	

**SANABRIA, JOSÉ** / OUTFIELDER

BATS **Right**  
THROWS **Right**  
HEIGHT **6'0"**  
WEIGHT **185**

BORN **2/10/05** in **Valencia, VEN**  
RESIDES **Valencia, VEN**  
SIGNING SCOUT **Marlon Roche/William Bergolla**  
ACQUIRED **Signed as a free agent on January 15, 2022**

**SÁNCHEZ, RAMÓN** / RIGHT-HANDED PITCHER

BATS **Right**  
THROWS **Right**  
HEIGHT **6'3"**  
WEIGHT **160**

BORN **11/14/01** in **San Pedro de Macoris, DR**  
RESIDES **Higüey, DR**  
SIGNING SCOUT **Daniel Santana**  
ACQUIRED **Signed as a free agent on November 20, 2021**

**SANDERS, PHOENIX** / RIGHT-HANDED PITCHER

BATS **Right**  
THROWS **Right**  
HEIGHT **5'10"**  
WEIGHT **205**

BORN **6/5/95** in **Augsburg, GER**  
RESIDES **Tallahassee, FL**  
SIGNING SCOUT **Brett Foley**  
ACQUIRED **Selected in the 10th round of the 2017 Amateur Draft**

YEAR	CLUB	W	L	ERA	G	GS	CG	SHO	SV	IP	H	R	ER	HR	HB	BB-I	SO	WP	BK	
2017	Princeton	2	3	4.42	14	5	0	0	0	38.2	42	24	19	7	1	10-0	40	5	1	
2018	Bowling Green	5	3	3.02	28	0	0	0	3	50.2	44	22	17	2	2	19-0	71	4	0	
	Charlotte	1	1	3.29	6	0	0	0	0	13.2	10	5	5	0	1	3-0	18	2	0	
2019	Montgomery	3	3	1.81	37	1	0	0	15	49.2	35	17	10	3	2	23-1	57	2	0	
	Durham	1	0	2.38	8	0	0	0	0	11.1	9	3	3	2	0	3-0	11	0	0	
2020		Did Not Pitch																		
2021	Durham	5	2	3.38	50	0	0	0	2	64.0	47	27	24	8	3	11-0	80	1	0	
<b>Minor League Totals</b>		<b>17</b>	<b>12</b>	<b>3.08</b>	<b>143</b>	<b>6</b>	<b>0</b>	<b>0</b>	<b>20</b>	<b>228.0</b>	<b>187</b>	<b>98</b>	<b>78</b>	<b>22</b>	<b>9</b>	<b>69-1</b>	<b>277</b>	<b>14</b>	<b>1</b>	



## SANTODOMINGO, ROYBELL / RIGHT-HANDED PITCHER

BATS **Right**  
THROWS **Right**  
HEIGHT **6'2"**  
WEIGHT **170**

BORN **5/6/01** in Maracaibo, VEN  
RESIDES **Maracaibo, VEN**  
SIGNING SCOUT **Carlos León/Marlon Roche/Ronnie Blanco**  
ACQUIRED **Signed as a free agent on July 5, 2017**

YEAR	CLUB	W	L	ERA	G	GS	CG	SHO	SV	IP	H	R	ER	HR	HB	BB-I	SO	WP	BK
2018	DSL Rays 2	1	1	4.01	11	5	0	0	0	24.2	20	13	11	1	1	18-0	25	3	0
2019	DSL Rays 1	2	0	3.99	15	0	0	0	0	29.1	21	19	13	0	2	23-0	26	14	0
2020										Did Not Pitch									
2021										Injured-Did Not Pitch									
<b>Minor League Totals</b>		<b>3</b>	<b>1</b>	<b>4.00</b>	<b>26</b>	<b>5</b>	<b>0</b>	<b>0</b>	<b>0</b>	<b>54.0</b>	<b>41</b>	<b>32</b>	<b>24</b>	<b>1</b>	<b>3</b>	<b>41-0</b>	<b>51</b>	<b>17</b>	<b>0</b>

## SASAKI, SHANE / OUTFIELDER

BATS **Right**  
THROWS **Right**  
HEIGHT **6'0"**  
WEIGHT **165**

BORN **7/1/00** in Honolulu, HI  
RESIDES **Honolulu, HI**  
SIGNING SCOUT **Casey Onaga**  
ACQUIRED **Selected in the third round of the 2019 Amateur Draft**

YEAR	CLUB	AVG	G	AB	R	H	2B	3B	HR	RBI	SH	SF	HB	BB-I	SO	SB	CS	GDP	OBP	SLG
2019	GCL Rays	.182	13	44	6	8	2	0	0	1	0	0	0	3-0	18	1	0	0	.234	.227
2020										Did Not Play										
2021	FCL Rays	.290	33	124	33	36	4	2	2	16	0	1	1	18-0	37	22	2	0	.382	.403
<b>Minor League Totals</b>		<b>.262</b>	<b>46</b>	<b>168</b>	<b>39</b>	<b>44</b>	<b>6</b>	<b>2</b>	<b>2</b>	<b>17</b>	<b>0</b>	<b>1</b>	<b>1</b>	<b>21-0</b>	<b>55</b>	<b>23</b>	<b>2</b>	<b>0</b>	<b>.346</b>	<b>.357</b>

## SATURRIA, MICHAEL / RIGHT-HANDED PITCHER

BATS **Right**  
THROWS **Right**  
HEIGHT **6'4"**  
WEIGHT **190**

BORN **9/1/02** in Memphis, TN  
RESIDES **Boca Chica, DR**  
SIGNING SCOUT **Rigoberto De Los Santos/Daniel Santana**  
ACQUIRED **Signed as a free agent on November 20, 2021**

## SCHNELL, NICK / OUTFIELDER

BATS **Left**  
THROWS **Right**  
HEIGHT **6'3"**  
WEIGHT **180**

BORN **3/27/00** in Indianapolis, IN  
RESIDES **Indianapolis, IN**  
SIGNING SCOUT **James Bonnici**  
ACQUIRED **Selected in the first round (32nd overall) of the 2018 Amateur Draft**

YEAR	CLUB	AVG	G	AB	R	H	2B	3B	HR	RBI	SH	SF	HB	BB-I	SO	SB	CS	GDP	OBP	SLG
2018	GCL Rays	.239	19	67	8	16	4	1	1	4	0	0	1	14-1	23	2	6	1	.378	.373
2019	GCL Rays	.190	4	21	4	4	0	2	0	1	0	0	0	0-0	9	0	0	0	.190	.381
	Princeton	.286	37	147	28	42	11	3	5	27	0	1	0	18-0	51	5	2	2	.361	.503
	Bowling Green	.236	14	55	7	13	3	1	0	3	1	1	1	2-0	24	0	1	0	.271	.327
2020										Did Not Play										
2021	Charleston	.174	52	190	35	33	4	0	8	29	0	2	4	31-0	73	13	2	2	.300	.321
<b>Minor League Totals</b>		<b>.225</b>	<b>126</b>	<b>480</b>	<b>82</b>	<b>108</b>	<b>22</b>	<b>7</b>	<b>14</b>	<b>64</b>	<b>1</b>	<b>4</b>	<b>6</b>	<b>65-1</b>	<b>180</b>	<b>20</b>	<b>11</b>	<b>5</b>	<b>.323</b>	<b>.388</b>

## SEVERINO, KIKITO / LEFT-HANDED PITCHER

BATS **Left**  
THROWS **Left**  
HEIGHT **5'9"**  
WEIGHT **140**

BORN **8/26/01** in San Pedro de Macoris, DR  
RESIDES **San Pedro de Macoris, DR**  
SIGNING SCOUT **Daniel Santana/Remmy Hernandez**  
ACQUIRED **Signed as a free agent on January 15, 2021**

YEAR	CLUB	W	L	ERA	G	GS	CG	SHO	SV	IP	H	R	ER	HR	HB	BB-I	SO	WP	BK
2021	DSL Rays 2	4	5	3.74	15	10	0	0	0	53.0	57	37	22	1	6	28-0	59	10	3





## SEYMOUR, BOBBY / INFILDER

BATS **Left**  
THROWS **Right**  
HEIGHT **6'4"**  
WEIGHT **250**

BORN **10/7/98** in **Harvey, IL**  
RESIDES **Saint John, IN**  
SIGNING SCOUT **Joe Hastings**  
ACQUIRED **Selected in the 13th round of the 2021 Amateur Draft**

YEAR	CLUB	AVG	G	AB	R	H	2B	3B	HR	RBI	SH	SF	HB	BB-I	SO	SB	CS	GDP	OBP	SLG
2021	FCL Rays	.333	8	30	5	10	3	0	2	10	0	1	0	2-0	13	1	0	0	.364	.633

## SEYMOUR, IAN / LEFT-HANDED PITCHER

BATS **Left**  
THROWS **Left**  
HEIGHT **6'0"**  
WEIGHT **210**

BORN **12/13/98** in **Hartford, CT**  
RESIDES **Westborough, MA**  
SIGNING SCOUT **Landon Lassiter**  
ACQUIRED **Selected in the second round of the 2020 Amateur Draft**

**2021** Went 4-0 with a 1.95 ERA (55.1-IP, 12-ER) in 14 apps (13 starts) over three levels, earning an Aug 24 promotion from Low-A Charleston to High-A Bowling Green and a Sep 9 promotion to Durham...named the Rays Minor League Pitcher of the Month for August...ranked by *Baseball America* as the No. 14 prospect in the Rays system following the season...the publication also tabbed him as having the Best Changeup in the organization. **2020** Pitched in the Instructional League in October...ranked by *Baseball America* as the No. 30 prospect in the Rays system following the season. **PERSONAL** Selected out of Virginia Tech, the alma mater of Rays President, Baseball Operations Erik Neander...went 3-0 with a 2.21 ERA (20.1-IP, 5-ER) and 40 SO in 4 apps (all starts) during his abbreviated junior season, earning third team All-American honors from the *Collegiate Baseball News*...went 10-8 with a 3.83 ERA (159.2-IP, 68-ER) in 31 apps (30 starts) over three seasons at Virginia Tech...finished his collegiate career with 191 SO and was on pace to challenge the school record for strikeouts in a three-year career, set by Joe Saunders (255) from 2000-02, prior to the COVID-19 shutdown...was the highest-drafted player from Virginia Tech since Saunders in 2002.

YEAR	CLUB	W	L	ERA	G	GS	CG	SHO	SV	IP	H	R	ER	HR	HB	BB-I	SO	WP	BK
2021	Charleston	2	0	2.55	10	9	0	0	0	35.1	16	11	10	3	2	13-0	59	1	0
	Durham	1	0	0.00	2	2	0	0	0	10.0	4	1	0	0	0	4-0	9	0	0
	Bowling Green	1	0	1.80	2	2	0	0	0	10.0	6	2	2	1	4	2-0	19	0	0
<b>Minor League Totals</b>		<b>4</b>	<b>0</b>	<b>1.95</b>	<b>14</b>	<b>13</b>	<b>0</b>	<b>0</b>	<b>0</b>	<b>55.1</b>	<b>26</b>	<b>14</b>	<b>12</b>	<b>4</b>	<b>6</b>	<b>19-0</b>	<b>87</b>	<b>1</b>	<b>0</b>

## SHENTON, AUSTIN / INFILDER

BATS **Left**  
THROWS **Right**  
HEIGHT **6'0"**  
WEIGHT **230**

BORN **1/22/98** in **Spokane, WA**  
RESIDES **Bellingham, WA**  
SIGNING SCOUT **Dan Rovetto (Mariners)**  
ACQUIRED **Via trade from Seattle on July 29, 2021**

**2021** Hit .295/.398/.549 (93-for-315) with 14 HR and 70 RBI in 80 games between the Mariners and Rays organizations...at the time of his July 16 promotion from High-A Everett to Double-A Arkansas, led High-A West with 55 runs, 24 2B, 38 XBH, 53 RBI, a .576 SLG and .994 OPS...acquired from the Mariners on July 29 in the trade involving RH Diego Castillo...between the two organizations, made starts at third base (56), first base (16), designated hitter (5) and second base (3)...ranked by *Baseball America* as the No. 19 prospect in the Rays system following the season. **PERSONAL** Selected by the Mariners in the fifth round of the 2019 Amateur Draft out of Florida International University, where he played for two seasons after transferring from Bellevue (Wash.) Community College...previous selected by Cleveland in the 34th round of the 2016 Amateur Draft out of Bellingham (Wash.) High School.

YEAR	CLUB	AVG	G	AB	R	H	2B	3B	HR	RBI	SH	SF	HB	BB-I	SO	SB	CS	GDP	OBP	SLG
2019	Everett	.367	21	79	16	29	10	1	2	16	0	1	4	8-0	15	0	0	1	.446	.595
	West Virginia	.252	32	119	13	30	7	1	5	20	0	1	3	11-1	29	0	0	1	.328	.454
2020										Did Not Play										
2021	Everett	.295	57	224	55	66	24	3	11	53	0	1	7	41-0	62	1	0	4	.418	.576
	Arkansas	.326	10	43	6	14	5	0	1	8	0	0	1	4-0	10	0	0	0	.396	.512
	Montgomery	.271	13	48	5	13	3	0	2	9	0	1	0	2-0	15	0	0	1	.294	.458
<b>Minor League Totals</b>		<b>.296</b>	<b>133</b>	<b>513</b>	<b>95</b>	<b>152</b>	<b>49</b>	<b>5</b>	<b>21</b>	<b>106</b>	<b>0</b>	<b>4</b>	<b>15</b>	<b>66-1</b>	<b>131</b>	<b>1</b>	<b>0</b>	<b>7</b>	<b>.390</b>	<b>.534</b>



## SIMON, RONNY / INFIELDER

BATS **Switch**  
THROWS **Right**  
HEIGHT **5'10"**  
WEIGHT **160**

BORN **4/17/00** in **La Romana, DR**  
RESIDES **La Romana, DR**  
SIGNING SCOUT **Mario Encarnacion/Gian Guzman/Jose Serra (White Sox)**  
ACQUIRED **Via trade from Arizona on November 26, 2021**

YEAR	CLUB	AVG	G	AB	R	H	2B	3B	HR	RBI	SH	SF	HB	BB-I	SO	SB	CS	GDP	OBP	SLG
2018	DSL Cubs 2	.185	25	65	12	12	5	0	0	5	1	2	4	10-0	15	5	3	1	.321	.262
2019	DSL Cubs 2	.333	54	168	31	56	13	9	3	28	4	1	2	21-0	25	14	8	0	.411	.571
2020		Did Not Play																		
2021	Visalia	.249	77	301	44	75	17	3	15	52	2	2	1	43-0	81	13	3	2	.343	.475
	Hillsboro	.232	20	82	8	19	6	0	2	11	0	1	2	3-0	20	6	1	1	.273	.378
<b>Minor League Totals</b>		<b>.263</b>	<b>176</b>	<b>616</b>	<b>95</b>	<b>162</b>	<b>41</b>	<b>12</b>	<b>20</b>	<b>96</b>	<b>7</b>	<b>6</b>	<b>9</b>	<b>77-0</b>	<b>141</b>	<b>38</b>	<b>15</b>	<b>4</b>	<b>.350</b>	<b>.466</b>

## SMIDDY, SHAY / RIGHT-HANDED PITCHER

BATS **Right**  
THROWS **Right**  
HEIGHT **6'5"**  
WEIGHT **215**

BORN **12/19/97** in **Defiance, OH**  
RESIDES **Defiance, OH**  
SIGNING SCOUT **Steve Ames**  
ACQUIRED **Selected in the 36th round of the 2019 Amateur Draft**

YEAR	CLUB	W	L	ERA	G	GS	CG	SHO	SV	IP	H	R	ER	HR	HB	BB-I	SO	WP	BK	
2019	Hudson Valley	2	1	1.13	12	1	0	0	2	24.0	20	4	3	1	0	9-0	23	1	0	
2020		Did Not Pitch																		
2021		Injured—Did Not Pitch																		
<b>Minor League Totals</b>		<b>2</b>	<b>1</b>	<b>1.13</b>	<b>12</b>	<b>1</b>	<b>0</b>	<b>0</b>	<b>2</b>	<b>24.0</b>	<b>20</b>	<b>4</b>	<b>3</b>	<b>1</b>	<b>0</b>	<b>9-0</b>	<b>23</b>	<b>1</b>	<b>0</b>	

## SNYDER, JACK / RIGHT-HANDED PITCHER

BATS **Right**  
THROWS **Right**  
HEIGHT **6'2"**  
WEIGHT **205**

BORN **8/4/98** in **Chicago, IL**  
RESIDES **Naperville, IL**  
SIGNING SCOUT **Kevin Ibach**  
ACQUIRED **Signed as a non-drafted free agent on February 25, 2022**

## SORIA, NATE / CATCHER

BATS **Right**  
THROWS **Right**  
HEIGHT **5'10"**  
WEIGHT **175**

BORN **11/24/95** in **Palos Heights, IL**  
RESIDES **Homer Glen, IL**  
SIGNING SCOUT **James Bonnici**  
ACQUIRED **Signed as a non-drafted free agent on June 11, 2018**

YEAR	CLUB	AVG	G	AB	R	H	2B	3B	HR	RBI	SH	SF	HB	BB-I	SO	SB	CS	GDP	OBP	SLG
2018	GCL Rays	.111	7	9	2	1	0	0	0	0	0	0	0	2-0	2	0	1	0	.273	.111
2019	Bowling Green	.111	3	9	2	1	0	1	0	1	0	0	0	2-0	5	0	0	0	.273	.333
	Princeton	.233	13	43	6	10	2	0	1	3	0	0	2	3-0	15	0	0	0	.313	.349
2020		Did Not Play																		
2021	FCL Rays	.222	15	27	8	6	2	0	0	3	0	1	2	7-0	6	3	0	0	.405	.296
<b>Minor League Totals</b>		<b>.205</b>	<b>38</b>	<b>88</b>	<b>18</b>	<b>18</b>	<b>4</b>	<b>1</b>	<b>1</b>	<b>7</b>	<b>0</b>	<b>1</b>	<b>4</b>	<b>14-0</b>	<b>28</b>	<b>3</b>	<b>1</b>	<b>0</b>	<b>.336</b>	<b>.307</b>

## SOSA, JEROMY / LEFT-HANDED PITCHER

BATS **Left**  
THROWS **Left**  
HEIGHT **6'7"**  
WEIGHT **175**

BORN **2/19/03** in **San Pedro de Macoris, DR**  
RESIDES **Ingenio Consuelo, DR**  
SIGNING SCOUT **Remy Hernandez/Daniel Santana**  
ACQUIRED **Signed as a free agent on March 16, 2021**



## SPIKES, RYAN / INFIELDER

BATS **Right**  
THROWS **Right**  
HEIGHT **5'9"**  
WEIGHT **185**

BORN **3/13/03** in Conyers, GA  
RESIDES **Lilburn, GA**  
SIGNING SCOUT **Milt Hill**  
ACQUIRED **Selected in the third round of the 2021 Amateur Draft**

YEAR	CLUB	AVG	G	AB	R	H	2B	3B	HR	RBI	SH	SF	HB	BB-I	SO	SB	CS	GDP	OBP	SLG
2021	FCL Rays	.250	11	40	9	10	3	0	1	5	0	0	1	6-0	13	4	1	1	.362	.400

## STERNER, JUSTIN / RIGHT-HANDED PITCHER

BATS **Right**  
THROWS **Right**  
HEIGHT **6'2"**  
WEIGHT **215**

BORN **8/29/96** in La Jolla, CA  
RESIDES **Provo, UT**  
SIGNING SCOUT **Scott Stanley (Marlins)**  
ACQUIRED **Via trade from Miami on July 3, 2021**

YEAR	CLUB	W	L	ERA	G	GS	CG	SHO	SV	IP	H	R	ER	HR	HB	BB-I	SO	WP	BK
2021	Jupiter	2	1	1.38	7	0	0	0	3	13.0	3	2	2	0	2	5-0	20	2	0
	Beloit	0	0	7.36	5	0	0	0	0	7.1	6	7	6	3	2	6-0	10	0	0
	Bowling Green	1	2	3.00	6	0	0	0	0	9.0	9	5	3	0	0	3-0	16	1	0
	Montgomery	1	1	3.54	14	0	0	0	3	28.0	23	11	11	4	1	7-0	32	5	0
<b>Minor League Totals</b>		<b>4</b>	<b>4</b>	<b>3.45</b>	<b>32</b>	<b>0</b>	<b>0</b>	<b>0</b>	<b>6</b>	<b>57.1</b>	<b>41</b>	<b>25</b>	<b>22</b>	<b>7</b>	<b>5</b>	<b>21-0</b>	<b>78</b>	<b>8</b>	<b>0</b>

## STEVENSON, CAL / OUTFIELDER

BATS **Left**  
THROWS **Left**  
HEIGHT **5'10"**  
WEIGHT **175**

BORN **9/12/96** in Fremont, CA  
RESIDES **Fremont, CA**  
SIGNING SCOUT **Darold Brown (Blue Jays)**  
ACQUIRED **Via trade from Houston on January 9, 2020**

YEAR	CLUB	AVG	G	AB	R	H	2B	3B	HR	RBI	SH	SF	HB	BB-I	SO	SB	CS	GDP	OBP	SLG
2018	GCL Blue Jays	.474	6	19	12	9	2	0	0	2	0	1	0	11-0	3	1	0	0	.645	.579
	Bluefield	.359	53	195	61	70	13	6	2	29	0	1	0	53-0	21	20	1	2	.494	.518
2019	Dunedin	.298	90	336	59	100	9	4	5	50	3	1	0	50-0	52	11	6	6	.388	.393
	Fayetteville	.247	23	81	18	20	6	1	0	9	0	0	0	19-0	13	2	3	0	.390	.346
2020	Did Not Play																			
2021	Montgomery	.254	92	295	51	75	15	1	9	41	6	7	1	56-0	78	17	5	3	.368	.403
<b>Minor League Totals</b>		<b>.296</b>	<b>264</b>	<b>926</b>	<b>201</b>	<b>274</b>	<b>45</b>	<b>12</b>	<b>16</b>	<b>131</b>	<b>9</b>	<b>10</b>	<b>1</b>	<b>189-0</b>	<b>167</b>	<b>51</b>	<b>15</b>	<b>11</b>	<b>.412</b>	<b>.422</b>

## STINSON, GRAEME / LEFT-HANDED PITCHER

BATS **Left**  
THROWS **Left**  
HEIGHT **6'5"**  
WEIGHT **255**

BORN **8/6/97** in Atlanta, GA  
RESIDES **Peachtree Corners, GA**  
SIGNING SCOUT **Joe Hastings**  
ACQUIRED **Selected in the fourth round in the 2019 Amateur Draft**

YEAR	CLUB	W	L	ERA	G	GS	CG	SHO	SV	IP	H	R	ER	HR	HB	BB-I	SO	WP	BK	
2019	GCL Rays	0	1	13.50	1	1	0	0	0	0.2	2	1	1	0	0	0-0	1	0	0	
2020	Did Not Pitch																			
2021	Charleston	1	0	5.44	23	2	0	0	1	44.2	44	39	27	6	8	22-0	35	13	0	
	FCL Rays	1	0	6.75	2	0	0	0	0	4.0	5	3	3	1	0	2-0	4	1	0	
<b>Minor League Totals</b>		<b>2</b>	<b>1</b>	<b>5.66</b>	<b>26</b>	<b>3</b>	<b>0</b>	<b>0</b>	<b>1</b>	<b>49.1</b>	<b>51</b>	<b>43</b>	<b>31</b>	<b>7</b>	<b>8</b>	<b>24-0</b>	<b>40</b>	<b>14</b>	<b>0</b>	



## STRONG, ALAN / RIGHT-HANDED PITCHER

BATS **Right**  
THROWS **Right**  
HEIGHT **6'3"**  
WEIGHT **200**

BORN **10/22/96** in San Diego, CA  
RESIDES **Santee, CA**  
SIGNING SCOUT **David Hamlett**  
ACQUIRED **Selected in the 10th round of the 2018 Amateur Draft**

YEAR	CLUB	W	L	ERA	G	GS	CG	SHO	SV	IP	H	R	ER	HR	HB	BB-I	SO	WP	BK
2018	Hudson Valley	1	1	2.68	15	0	0	0	1	37.0	30	12	11	2	0	14-0	44	2	0
2019	Bowling Green	10	4	2.85	22	18	0	0	0	126.1	114	46	40	12	3	24-1	109	6	0
2020																			
2021	Montgomery	0	1	9.82	3	0	0	0	0	3.2	6	4	4	4	0	3-0	4	1	0
	Bowling Green	6	2	6.71	27	6	0	0	4	51.0	73	41	38	6	2	13-3	57	0	1
<b>Minor League Totals</b>		<b>17</b>	<b>8</b>	<b>3.84</b>	<b>67</b>	<b>24</b>	<b>0</b>	<b>0</b>	<b>5</b>	<b>218.0</b>	<b>223</b>	<b>103</b>	<b>93</b>	<b>20</b>	<b>5</b>	<b>54-4</b>	<b>214</b>	<b>9</b>	<b>1</b>

## TAMARES, MIGUEL / INFIELDER

BATS **Switch**  
THROWS **Right**  
HEIGHT **5'10"**  
WEIGHT **155**

BORN **9/6/04** in Puerto Plata, DR  
RESIDES **Puerto Plata, DR**  
SIGNING SCOUT **Remy Hernandez/Daniel Santana**  
ACQUIRED **Signed as a free agent on January 15, 2022**

## TAPIA, GERMÁN / OUTFIELDER

BATS **Right**  
THROWS **Right**  
HEIGHT **6'2"**  
WEIGHT **170**

BORN **9/19/03** in Santa Fe, DR  
RESIDES **San Pedro de Macoris, DR**  
SIGNING SCOUT **Daniel Santana**  
ACQUIRED **Signed as a free agent on March 19, 2021**

YEAR	CLUB	AVG	G	AB	R	H	2B	3B	HR	RBI	SH	SF	HB	BB-I	SO	SB	CS	GDP	OBP	SLG
2021	DSL Rays 1	.214	49	168	22	36	8	0	0	14	0	2	3	26-0	52	2	7	4	.327	.262

## TAPIA, ROOSBERT / INFIELDER

BATS **Right**  
THROWS **Right**  
HEIGHT **6'3"**  
WEIGHT **175**

BORN **6/23/05** in San Pedro de Macoris, DR  
RESIDES **San Pedro de Macoris, DR**  
SIGNING SCOUT **Daniel Santana**  
ACQUIRED **Signed as a free agent on January 15, 2022**

## TAVAREZ, ANDRI / LEFT-HANDED PITCHER

BATS **Left**  
THROWS **Left**  
HEIGHT **6'1"**  
WEIGHT **165**

BORN **5/23/03** in Santo Domingo, DR  
RESIDES **Santo Domingo, DR**  
SIGNING SCOUT **Daniel Santana**  
ACQUIRED **Signed as a free agent on September 6, 2019**

YEAR	CLUB	W	L	ERA	G	GS	CG	SHO	SV	IP	H	R	ER	HR	HB	BB-I	SO	WP	BK
2021	DSL Rays 1	3	2	2.96	13	7	0	0	0	51.2	44	22	17	2	5	17-1	57	12	1



**THERIOT, BRAYDEN** / RIGHT-HANDED PITCHER

BATS **Right**  
THROWS **Right**  
HEIGHT **6'2"**  
WEIGHT **210**

BORN **12/19/96** in **Houston, TX**  
RESIDES **Sugarland, TX**  
SIGNING SCOUT **Pat Murphy**  
ACQUIRED **Signed as a non-drafted free agent on June 28, 2019**

YEAR	CLUB	W	L	ERA	G	GS	CG	SHO	SV	IP	H	R	ER	HR	HB	BB-I	SO	WP	BK	
2019	Princeton	5	1	2.45	13	0	0	0	1	25.2	29	11	7	1	1	2-0	30	3	0	
2020		Did Not Pitch																		
2021	Charleston	2	0	0.64	10	0	0	0	3	14.0	9	1	1	1	0	0-0	26	0	0	
	FCL Rays	0	0	0.00	2	0	0	0	0	2.0	1	0	0	0	0	1-0	6	0	0	
<b>Minor League Totals</b>		<b>7</b>	<b>1</b>	<b>1.73</b>	<b>25</b>	<b>0</b>	<b>0</b>	<b>0</b>	<b>4</b>	<b>41.2</b>	<b>39</b>	<b>12</b>	<b>8</b>	<b>2</b>	<b>1</b>	<b>3-0</b>	<b>62</b>	<b>3</b>	<b>0</b>	

**TRAGETON, ZACK** / RIGHT-HANDED PITCHER

BATS **Right**  
THROWS **Right**  
HEIGHT **6'3"**  
WEIGHT **210**

BORN **9/2/98** in **Las Vegas, NV**  
RESIDES **Las Vegas, NV**  
SIGNING SCOUT **Ryan Henderson**  
ACQUIRED **Selected in the sixth round of the 2016 Amateur Draft**

YEAR	CLUB	W	L	ERA	G	GS	CG	SHO	SV	IP	H	R	ER	HR	HB	BB-I	SO	WP	BK	
2016	GCL Rays	3	1	2.36	10	7	0	0	0	42.0	36	15	11	2	1	6-0	29	2	0	
2017	Princeton	0	4	8.77	11	3	0	0	0	25.2	40	29	25	3	0	12-0	28	5	0	
2018	Princeton	2	1	4.29	9	9	0	0	0	42.0	51	23	20	4	0	8-0	35	3	0	
	Hudson Valley	2	0	0.56	3	3	0	0	0	16.0	9	1	1	0	0	0-0	12	0	1	
2019	Hudson Valley	5	2	2.11	7	5	0	0	0	38.1	30	9	9	1	2	0-0	39	0	0	
	Bowling Green	5	0	2.31	7	6	0	0	0	35.0	35	10	9	2	0	8-0	34	1	0	
2020		Did Not Pitch																		
2021	Bowling Green	5	2	4.08	28	12	0	0	2	88.1	84	46	40	11	3	22-1	84	3	0	
<b>Minor League Totals</b>		<b>22</b>	<b>10</b>	<b>3.60</b>	<b>75</b>	<b>45</b>	<b>0</b>	<b>0</b>	<b>2</b>	<b>287.1</b>	<b>285</b>	<b>133</b>	<b>115</b>	<b>23</b>	<b>6</b>	<b>56-1</b>	<b>261</b>	<b>14</b>	<b>1</b>	

**TREVINO, LUIS** / CATCHER

BATS **Right**  
THROWS **Right**  
HEIGHT **5'11"**  
WEIGHT **210**

BORN **5/23/96** in **McAllen, TX**  
RESIDES **McAllen, TX**  
SIGNING SCOUT **Pat Murphy**  
ACQUIRED **Selected in the 40th round of the 2019 Amateur Draft**

YEAR	CLUB	AVG	G	AB	R	H	2B	3B	HR	RBI	SH	SF	HB	BB-I	SO	SB	CS	GDP	OBP	SLG	
2019	Hudson Valley	.272	34	114	10	31	7	0	1	19	0	1	6	7-0	16	0	1	8	.344	.360	
2020		Did Not Play																			
2021	Charleston	.154	4	13	1	2	0	0	0	1	0	0	1	1-0	4	0	0	0	.267	.154	
	Bowling Green	.295	35	112	18	33	13	0	1	14	0	0	2	12-0	20	1	1	5	.373	.438	
	Durham	.000	1	2	0	0	0	0	0	0	0	0	0	1-0	0	0	0	0	.333	.000	
<b>Minor League Totals</b>		<b>.274</b>	<b>74</b>	<b>241</b>	<b>29</b>	<b>66</b>	<b>20</b>	<b>0</b>	<b>2</b>	<b>34</b>	<b>0</b>	<b>1</b>	<b>9</b>	<b>21-0</b>	<b>40</b>	<b>1</b>	<b>2</b>	<b>13</b>	<b>.353</b>	<b>.382</b>	



## TURNER, GIONTI / INFILDER

BATS **Right**  
THROWS **Right**  
HEIGHT **6'2"**  
WEIGHT **175**

BORN **8/17/00** in Pine Bluff, AR  
RESIDES **Pine Bluff, AR**  
SIGNING SCOUT **Steve Abney (Cleveland)**  
ACQUIRED **Via trade from Cleveland on November 18, 2018**

YEAR	CLUB	AVG	G	AB	R	H	2B	3B	HR	RBI	SH	SF	HB	BB-I	SO	SB	CS	GDP	OBP	SLG
2018	AZL Cleveland 2	.296	46	169	25	50	10	2	1	22	3	1	2	12-0	42	9	6	4	.348	.396
2019	Princeton	.265	60	219	32	58	12	1	3	37	2	1	4	13-0	54	7	6	3	.316	.370
2020																				
2021	FCL Rays	.272	29	81	12	22	4	0	1	8	2	1	3	11-0	16	8	4	1	.375	.358
	Bowling Green	.167	5	12	6	2	1	0	0	1	0	0	0	3-0	2	0	1	1	.333	.250
<b>Minor League Totals</b>		<b>.274</b>	<b>140</b>	<b>481</b>	<b>75</b>	<b>132</b>	<b>27</b>	<b>3</b>	<b>5</b>	<b>68</b>	<b>7</b>	<b>3</b>	<b>9</b>	<b>39-0</b>	<b>114</b>	<b>24</b>	<b>17</b>	<b>9</b>	<b>.338</b>	<b>.374</b>

## ULLOLA, JESÚS / LEFT-HANDED PITCHER

BATS **Left**  
THROWS **Left**  
HEIGHT **6'4"**  
WEIGHT **180**

BORN **8/24/05** in La Vega, DR  
RESIDES **Jima Abajo, DR**  
SIGNING SCOUT **Junior Fermin/Daniel Santana**  
ACQUIRED **Signed as a free agent on January 15, 2022**

## UREÑA, WILFRY / RIGHT-HANDED PITCHER

BATS **Right**  
THROWS **Right**  
HEIGHT **6'1"**  
WEIGHT **160**

BORN **1/20/99** in Mao, DR  
RESIDES **Mao, DR**  
SIGNING SCOUT **Victor Torres/Daniel Santana**  
ACQUIRED **Signed as a free agent on February 13, 2018**

YEAR	CLUB	W	L	ERA	G	GS	CG	SHO	SV	IP	H	R	ER	HR	HB	BB-I	SO	WP	BK
2018	DSL Rays 1	0	0	3.86	14	2	0	0	1	16.1	18	10	7	0	0	23-0	17	4	0
2019	DSL Rays 2	0	0	6.75	4	0	0	0	1	6.2	3	7	5	0	1	6-0	7	2	0
	GCL Rays	1	2	9.82	11	1	0	0	0	25.2	36	30	28	3	1	16-0	31	3	0
2020																			
2021																			
<b>Minor League Totals</b>		<b>1</b>	<b>2</b>	<b>7.40</b>	<b>29</b>	<b>3</b>	<b>0</b>	<b>0</b>	<b>2</b>	<b>48.2</b>	<b>57</b>	<b>47</b>	<b>40</b>	<b>3</b>	<b>2</b>	<b>45-0</b>	<b>55</b>	<b>9</b>	<b>0</b>

## UZCÁTEGUI, RAIMUND / RIGHT-HANDED PITCHER

BATS **Right**  
THROWS **Right**  
HEIGHT **5'11"**  
WEIGHT **210**

BORN **11/21/00** in Miranda, VEN  
RESIDES **Miranda, VEN**  
SIGNING SCOUT **Marlon Roche/William Bergolla**  
ACQUIRED **Signed as a free agent on January 24, 2020**

YEAR	CLUB	W	L	ERA	G	GS	CG	SHO	SV	IP	H	R	ER	HR	HB	BB-I	SO	WP	BK
2021	DSL Rays 2	0	1	5.23	13	0	0	0	1	20.2	20	16	12	4	1	13-0	11	9	0

## VALERA, VICTOR / INFILDER

BATS **Switch**  
THROWS **Right**  
HEIGHT **5'9"**  
WEIGHT **145**

BORN **10/15/02** in Santo Domingo, DR  
RESIDES **El Bonito San Isidro, DR**  
SIGNING SCOUT **Daniel Santana**  
ACQUIRED **Signed as a free agent on October 25, 2019**

YEAR	CLUB	AVG	G	AB	R	H	2B	3B	HR	RBI	SH	SF	HB	BB-I	SO	SB	CS	GDP	OBP	SLG
2021	DSL Rays 2	.180	23	61	12	11	0	0	1	5	0	0	0	6-0	13	3	0	1	.254	.230



## VASQUEZ, NEIFI / OUTFIELDER

BATS **Right**  
THROWS **Right**  
HEIGHT **6'3"**  
WEIGHT **170**

BORN **9/22/03 in Santo Domingo, DR**  
RESIDES **Santo Domingo, DR**  
SIGNING SCOUT **Remmy Hernandez/Daniel Santana**  
ACQUIRED **Signed as a free agent on January 15, 2022**

## VASQUEZ, WILLY / INFIELDER

BATS **Right**  
THROWS **Right**  
HEIGHT **6'0"**  
WEIGHT **190**

BORN **9/6/01 in Santo Domingo, DR**  
RESIDES **San Pedro de Macoris, DR**  
SIGNING SCOUT **Remmy Hernandez/Daniel Santana**  
ACQUIRED **Signed as a free agent on July 2, 2019**

**2021** Named Most Valuable Player for the FCL Rays by the Rays Baseball Operations department...ranked 3rd in the FCL with a .288 avg., tied for 4th with 31 RBI and tied for 8th with 14 SB...promoted to Low-A Charleston on Sep 20 and helped the RiverDogs win the league title with a 3-run triple in the deciding game...ranked by *Baseball America* as the No. 10 prospect in the Rays system following the season.

YEAR	CLUB	AVG	G	AB	R	H	2B	3B	HR	RBI	SH	SF	HB	BB-I	SO	SB	CS	GDP	OBP	SLG
2019	DSL Rays 2	.364	11	44	6	16	2	1	0	5	0	1	0	1-0	4	2	1	0	.370	.455
2020										Did Not Play										
2021	FCL Rays	.288	40	146	26	42	6	3	2	31	0	3	4	20-0	27	14	6	3	.382	.411
<b>Minor League Totals</b>		<b>.305</b>	<b>51</b>	<b>190</b>	<b>32</b>	<b>58</b>	<b>8</b>	<b>4</b>	<b>2</b>	<b>36</b>	<b>0</b>	<b>4</b>	<b>4</b>	<b>21-0</b>	<b>31</b>	<b>16</b>	<b>7</b>	<b>3</b>	<b>.379</b>	<b>.421</b>

## VELASQUEZ, WUILMAN / OUTFIELDER

BATS **Left**  
THROWS **Right**  
HEIGHT **5'8"**  
WEIGHT **150**

BORN **2/7/03 in San Felipe, VEN**  
RESIDES **San Felipe, VEN**  
SIGNING SCOUT **Marlon Roche/William Bergolla**  
ACQUIRED **Signed as a free agent on July 2, 2019**

YEAR	CLUB	AVG	G	AB	R	H	2B	3B	HR	RBI	SH	SF	HB	BB-I	SO	SB	CS	GDP	OBP	SLG
2021	DSL Rays 2	.192	28	73	12	14	2	0	0	3	0	1	0	11-0	23	5	1	0	.294	.219

## VERNON, AUSTIN / RIGHT-HANDED PITCHER

BATS **Right**  
THROWS **Right**  
HEIGHT **6'7"**  
WEIGHT **260**

BORN **2/8/99 in Raleigh, NC**  
RESIDES **Durham, NC**  
SIGNING SCOUT **Joe Hastings**  
ACQUIRED **Selected in the 10th round of the 2021 Amateur Draft**

YEAR	CLUB	W	L	ERA	G	GS	CG	SHO	SV	IP	H	R	ER	HR	HB	BB-I	SO	WP	BK
2021	FCL Rays	2	0	0.79	5	2	0	0	0	11.1	4	1	1	0	0	4-0	17	1	0



## WHITE, COLBY / RIGHT-HANDED PITCHER

BATS **Right**  
THROWS **Right**  
HEIGHT **6'0"**  
WEIGHT **215**

BORN **7/4/98** in **Hattiesburg, MS**  
RESIDES **Foxworth, MS**  
SIGNING SCOUT **Rickey Drexler**  
ACQUIRED **Selected in the sixth round of the 2019 Amateur Draft**

**2021** Named Minor League Reliever of the Year by the Rays Baseball Operations department...went 4-3 with a 1.44 ERA (62.1-IP, 10-ER) and 104 SO in 43 apps (1 start) between four levels...led Rays minor leaguers with 11 saves and ranked 7th in strikeouts...promoted on June 10 to Bowling Green, Aug 10 to Montgomery and Sep 9 to Durham... named to the Rays Organizational All-Star Team by MLB.com...ranked by *Baseball America* as the No. 15 prospect in the Rays system following the season. **PERSONAL** Selected out of Mississippi State University...was the closer for Pearl River (Miss.) Junior College for two years before transferring.

YEAR	CLUB	W	L	ERA	G	GS	CG	SHO	SV	IP	H	R	ER	HR	HB	BB-I	SO	WP	BK	
2019	Hudson Valley	1	0	2.79	15	0	0	0	1	19.1	8	8	6	3	4	16-0	29	2	0	
2020		Did Not Pitch																		
2021	Charleston	1	1	0.00	11	0	0	0	4	16.1	8	3	0	1	0	1-0	36	0	0	
	Bowling Green	2	2	2.31	15	1	0	0	3	23.1	8	6	6	3	1	7-0	35	2	0	
	Montgomery	0	0	1.38	8	0	0	0	2	13.0	4	3	2	0	2	3-0	19	4	0	
	Durham	1	0	1.86	9	0	0	0	2	9.2	6	2	2	0	1	4-0	14	0	0	
<b>Minor League Totals</b>		<b>5</b>	<b>3</b>	<b>1.76</b>	<b>58</b>	<b>1</b>	<b>0</b>	<b>0</b>	<b>12</b>	<b>81.2</b>	<b>34</b>	<b>22</b>	<b>16</b>	<b>7</b>	<b>8</b>	<b>31-0</b>	<b>133</b>	<b>8</b>	<b>0</b>	

## WHITTEN, KYLE / RIGHT-HANDED PITCHER

BATS **Right**  
THROWS **Right**  
HEIGHT **6'3"**  
WEIGHT **190**

BORN **9/22/98** in **Manassas, VA**  
RESIDES **Manassas, VA**  
SIGNING SCOUT **Landon Lassiter**  
ACQUIRED **Signed as a non-drafted free agent on July 21, 2021**

YEAR	CLUB	W	L	ERA	G	GS	CG	SHO	SV	IP	H	R	ER	HR	HB	BB-I	SO	WP	BK
2021	FCL Rays	1	1	1.50	6	0	0	0	0	6.0	5	6	1	0	0	2-0	7	3	0

## WHITTLE, DAIVEYON / RIGHT-HANDED PITCHER

BATS **Right**  
THROWS **Right**  
HEIGHT **6'1"**  
WEIGHT **235**

BORN **11/11/99** in **Fresno, CA**  
RESIDES **Fresno, CA**  
SIGNING SCOUT **Alan Hull**  
ACQUIRED **Selected in the 23rd round of the 2018 Amateur Draft**

YEAR	CLUB	W	L	ERA	G	GS	CG	SHO	SV	IP	H	R	ER	HR	HB	BB-I	SO	WP	BK	
2018	GCL Rays	0	0	7.71	7	0	0	0	0	7.0	8	6	6	1	0	4-0	6	2	0	
2019	Hudson Valley	0	3	0.95	11	8	0	0	0	47.1	38	12	5	0	2	11-0	43	6	0	
2020		Did Not Pitch																		
2021		Injured-Did Not Pitch																		
<b>Minor League Totals</b>		<b>0</b>	<b>3</b>	<b>1.82</b>	<b>18</b>	<b>8</b>	<b>0</b>	<b>0</b>	<b>0</b>	<b>54.1</b>	<b>46</b>	<b>18</b>	<b>11</b>	<b>1</b>	<b>2</b>	<b>15-0</b>	<b>49</b>	<b>8</b>	<b>0</b>	

## WICKLANDER, PATRICK / LEFT-HANDED PITCHER

BATS **Right**  
THROWS **Left**  
HEIGHT **6'2"**  
WEIGHT **205**

BORN **12/31/99** in **San Jose, CA**  
RESIDES **Fayetteville, AR**  
SIGNING SCOUT **Matt Alison**  
ACQUIRED **Selected in the eighth round of the 2021 Amateur Draft**

YEAR	CLUB	W	L	ERA	G	GS	CG	SHO	SV	IP	H	R	ER	HR	HB	BB-I	SO	WP	BK
2021	FCL Rays	2	0	0.00	5	0	0	0	1	11.1	8	0	0	0	0	3-0	22	0	0





**WILCOX, COLE** / RIGHT-HANDED PITCHER

BATS **Right**  
THROWS **Right**  
HEIGHT **6'5"**  
WEIGHT **245**

BORN **7/14/99** in **Chattanooga, TN**  
RESIDES **Chickamauga, GA**  
SIGNING SCOUT **Tyler Stubblefield (Padres)**  
ACQUIRED **Via trade from San Diego on December 29, 2020**

**2021** Placed on the 7-day IL (right elbow sprain) on July 5 and underwent Tommy John surgery in September... ranked by *Baseball America* as the No. 9 prospect in the Rays system following the season for a second consecutive year. **2020** Added to the Padres 60-man player pool on June 30 and trained at the alternate site at the University of San Diego...pitched in the Instructional League in October...was one of four players acquired by the Rays from the Padres on Dec 29 for former Cy Young Award winner Blake Snell. **PERSONAL** Selected by the Padres in the third round of the 2020 Amateur Draft out of the University of Georgia...received a \$3.3 million signing bonus, setting a draft record for a third-round pick...was No. 24 in the *Baseball America* rankings of 2020 Amateur Draft prospects...went 3-0 with a 1.57 ERA (23-IP, 4-ER) in 4 starts for Georgia during the pandemic-shortened 2020 season and was on the watch list for USA Baseball's Golden Spikes Award, which honors the top amateur baseball player in the country.

YEAR	CLUB	W	L	ERA	G	GS	CG	SHO	SV	IP	H	R	ER	HR	HB	BB-I	SO	WP	BK
2021	Charleston	1	0	2.03	10	10	0	0	0	44.1	33	16	10	1	2	5-0	52	2	1

**WILES, NATHAN** / RIGHT-HANDED PITCHER

BATS **Right**  
THROWS **Right**  
HEIGHT **6'5"**  
WEIGHT **225**

BORN **7/2/98** in **Overland Park, KS**  
RESIDES **Spring Hill, KS**  
SIGNING SCOUT **Jonathan Hall**  
ACQUIRED **Selected in the eighth round of the 2019 Amateur Draft**

YEAR	CLUB	W	L	ERA	G	GS	CG	SHO	SV	IP	H	R	ER	HR	HB	BB-I	SO	WP	BK
2019	Hudson Valley	3	0	3.06	14	7	0	0	0	35.1	40	13	12	4	1	2-0	39	6	0
2020										Did Not Pitch									
2021										Injured-Did Not Pitch									
<b>Minor League Totals</b>		<b>3</b>	<b>0</b>	<b>3.06</b>	<b>14</b>	<b>7</b>	<b>0</b>	<b>0</b>	<b>0</b>	<b>35.1</b>	<b>40</b>	<b>13</b>	<b>12</b>	<b>4</b>	<b>1</b>	<b>2-0</b>	<b>39</b>	<b>6</b>	<b>0</b>

**WILLIAM, JUNIOR** / RIGHT-HANDED PITCHER

BATS **Right**  
THROWS **Right**  
HEIGHT **6'5"**  
WEIGHT **190**

BORN **3/6/00** in **San Pedro de Macoris, DR**  
RESIDES **Hato Mayor, DR**  
SIGNING SCOUT **Remmy Hernandez/Daniel Santana**  
ACQUIRED **Signed as a free agent June 25, 2021**

YEAR	CLUB	W	L	ERA	G	GS	CG	SHO	SV	IP	H	R	ER	HR	HB	BB-I	SO	WP	BK
2021	DSL Rays 1	3	0	1.50	16	1	0	0	4	30.0	16	9	5	1	2	9-0	27	0	0



## WILLIAMS, ALIKA / INFIELDER

BATS **Right**  
THROWS **Right**  
HEIGHT **6'2"**  
WEIGHT **180**

BORN **3/12/99** in San Francisco, CA  
RESIDES **San Diego, CA**  
SIGNING SCOUT **David Hamlett**  
ACQUIRED **Selected in Competitive Balance Round A of the 2020 Amateur Draft**

**2021** Hit .267 (82-for-307) with 5 HR and 46 RBI in 73 games spanning three levels...ranked by *Baseball America* as the No. 29 prospect in the Rays system following the season...the publication also tabbed him as the Best Defensive Infielder in the organization. **2020** Played in the Instructional League in October...ranked by *Baseball America* as the No. 19 prospect in the Rays system following the season. **PERSONAL** Selected out of Arizona State University... hit .300/.383/.400 (139-for-463) with 5 HR and 81 RBI in 129 career games for the Sun Devils, with more walks (55) than strikeouts (49)...ranked as the Best Defensive Infielder among college players and the No. 31 overall player in the 2020 Amateur Draft by *Baseball America*...started 13 of 14 games at shortstop for the 2019 Collegiate National Team...led Team USA with 19 RBI and ranked 2nd with a .545 SLG...previously selected by the Yankees in the 32nd round of the 2017 Amateur Draft out of Rancho Bernardo High School in San Diego.

YEAR	CLUB	AVG	G	AB	R	H	2B	3B	HR	RBI	SH	SF	HB	BB-I	SO	SB	CS	GDP	OBP	SLG
2021	Charleston	.266	55	237	37	63	13	1	1	34	1	5	3	17-1	43	5	5	3	.317	.342
	Bowling Green	.279	14	61	12	17	3	0	3	9	0	0	0	2-0	12	1	1	1	.302	.475
	Durham	.222	4	9	1	2	0	0	1	3	0	2	1	0-0	1	0	0	0	.250	.556
<b>Minor League Totals</b>		<b>.267</b>	<b>73</b>	<b>307</b>	<b>50</b>	<b>82</b>	<b>16</b>	<b>1</b>	<b>5</b>	<b>46</b>	<b>1</b>	<b>7</b>	<b>4</b>	<b>19-1</b>	<b>56</b>	<b>6</b>	<b>6</b>	<b>4</b>	<b>.312</b>	<b>.375</b>

## WILLIAMS, CARSON / INFIELDER

BATS **Right**  
THROWS **Right**  
HEIGHT **6'2"**  
WEIGHT **180**

BORN **6/25/03** in San Diego, CA  
RESIDES **San Diego, CA**  
SIGNING SCOUT **Jaime Jones**  
ACQUIRED **Selected in the first round (28th overall) of the 2021 Amateur Draft**

**2021** Ranked by *Baseball America* as the No. 7 prospect in the Rays system following the season...the publication also tabbed him as the Best Infield Arm in the organization. **PERSONAL** Selected out of Torrey Pines (Calif.) High School...hit .495/.598/.979 (48-for-97) with 10 2B, 3 2B, 11 HR, 35 RBI and 34 SB in 31 games as a high school senior...committed to play at the University of California, Berkeley before signing with the Rays.

YEAR	CLUB	AVG	G	AB	R	H	2B	3B	HR	RBI	SH	SF	HB	BB-I	SO	SB	CS	GDP	OBP	SLG
2021	FCL Rays	.282	11	39	8	11	4	1	0	8	0	0	2	6-0	13	2	2	0	.404	.436

## WISELY, BRETT / INFIELDER

BATS **Left**  
THROWS **Right**  
HEIGHT **5'10"**  
WEIGHT **180**

BORN **5/8/99** in Jacksonville, FL  
RESIDES **Jacksonville, FL**  
SIGNING SCOUT **Brett Foley**  
ACQUIRED **Selected in the 15th round of the 2019 Amateur Draft**

YEAR	CLUB	AVG	G	AB	R	H	2B	3B	HR	RBI	SH	SF	HB	BB-I	SO	SB	CS	GDP	OBP	SLG
2019	Princeton	.274	47	179	30	49	9	3	5	25	2	5	2	17-0	29	3	2	0	.335	.441
2020																				
Did Not Play																				
2021	Charleston	.292	69	274	50	80	13	1	11	44	1	2	1	28-0	69	28	7	4	.357	.467
	Bowling Green	.321	31	112	28	36	6	0	8	30	0	2	0	20-0	29	3	1	3	.418	.589
<b>Minor League Totals</b>		<b>.292</b>	<b>147</b>	<b>565</b>	<b>108</b>	<b>165</b>	<b>28</b>	<b>4</b>	<b>24</b>	<b>99</b>	<b>3</b>	<b>9</b>	<b>3</b>	<b>65-0</b>	<b>127</b>	<b>34</b>	<b>10</b>	<b>7</b>	<b>.363</b>	<b>.483</b>



## WITHERSPOON, GRANT / OUTFIELDER

BATS **Left**  
 THROWS **Left**  
 HEIGHT **6'3"**  
 WEIGHT **200**

BORN **9/27/96** in Littleton, CO  
 RESIDES **Lakewood, CO**  
 SIGNING SCOUT **Rickey Drexler**  
 ACQUIRED **Selected in the fourth round of the 2018 Amateur Draft**

YEAR	CLUB	AVG	G	AB	R	H	2B	3B	HR	RBI	SH	SF	HB	BB-I	SO	SB	CS	GDP	OBP	SLG
2018	Princeton	.245	56	212	33	52	8	3	5	31	1	1	3	18-0	59	8	1	4	.312	.382
2019	Bowling Green	.248	119	440	71	109	24	5	10	54	0	4	2	44-1	101	22	6	7	.316	.393
2020		Did Not Play																		
2021	Bowling Green	.269	99	386	65	104	20	2	22	70	0	5	0	38-1	109	13	6	5	.331	.503
<b>Minor League Totals</b>		<b>.255</b>	<b>274</b>	<b>1038</b>	<b>169</b>	<b>265</b>	<b>52</b>	<b>10</b>	<b>37</b>	<b>155</b>	<b>1</b>	<b>10</b>	<b>5</b>	<b>100-2</b>	<b>269</b>	<b>43</b>	<b>13</b>	<b>16</b>	<b>.321</b>	<b>.432</b>

## WITT, NATHAN / RIGHT-HANDED PITCHER

BATS **Right**  
 THROWS **Right**  
 HEIGHT **6'4"**  
 WEIGHT **210**

BORN **4/19/96** in Clarkston, MI  
 RESIDES **Clarkston, MI**  
 SIGNING SCOUT **Trey Magnuson (Dodgers)**  
 ACQUIRED **Via trade from Los Angeles-NL on July 2, 2019**

YEAR	CLUB	W	L	ERA	G	GS	CG	SHO	SV	IP	H	R	ER	HR	HB	BB-I	SO	WP	BK	
2017	AZL Dodgers	1	0	1.80	5	0	0	0	0	5.0	5	1	1	0	0	1-0	3	0	0	
2018	AZL Dodgers	2	0	3.46	14	0	0	0	1	13.0	12	6	5	2	1	6-0	14	1	1	
2019	Great Lakes	1	2	5.32	22	0	0	0	5	23.2	27	16	14	2	2	7-0	31	4	0	
	Bowling Green	1	3	2.92	15	2	0	0	1	24.2	23	15	8	0	0	13-0	21	3	1	
2020		Did Not Pitch																		
2021	Montgomery	0	1	8.44	7	2	0	0	0	10.2	8	12	10	2	0	8-0	7	3	0	
	FCL Rays	0	3	11.37	5	2	0	0	0	6.1	10	8	8	1	1	3-0	9	2	0	
	Bowling Green	1	0	7.45	8	0	0	0	0	9.2	10	9	8	2	1	6-0	9	2	0	
<b>Minor League Totals</b>		<b>6</b>	<b>9</b>	<b>5.23</b>	<b>76</b>	<b>6</b>	<b>0</b>	<b>0</b>	<b>7</b>	<b>93.0</b>	<b>95</b>	<b>67</b>	<b>54</b>	<b>9</b>	<b>5</b>	<b>44-0</b>	<b>94</b>	<b>15</b>	<b>2</b>	

## WORKMAN, LOGAN / RIGHT-HANDED PITCHER

BATS **Right**  
 THROWS **Right**  
 HEIGHT **6'4"**  
 WEIGHT **210**

BORN **12/6/98** in Chattanooga, TN  
 RESIDES **Soddy Daisy, TN**  
 SIGNING SCOUT **Steve Ames**  
 ACQUIRED **Selected in the seventh round of the 2021 Amateur Draft**

YEAR	CLUB	W	L	ERA	G	GS	CG	SHO	SV	IP	H	R	ER	HR	HB	BB-I	SO	WP	BK
2021	FCL Rays	1	0	0.87	6	2	0	0	0	10.1	6	1	1	0	1	5-0	14	0	0



## YORK, MIKEY / RIGHT-HANDED PITCHER

BATS **Right**  
 THROWS **Right**  
 HEIGHT **6'2"**  
 WEIGHT **190**

BORN **2/24/96** in Las Vegas, NV  
 RESIDES **Las Vegas, NV**  
 SIGNING SCOUT **Ryan Henderson**  
 ACQUIRED **Selected in the fifth round of the 2016 Amateur Draft**

YEAR	CLUB	W	L	ERA	G	GS	CG	SHO	SV	IP	H	R	ER	HR	HB	BB-I	SO	WP	BK
2016	Princeton	0	0	16.88	2	0	0	0	0	2.2	7	8	5	1	0	1-0	3	1	0
	GCL Rays	0	1	10.80	5	0	0	0	0	6.2	14	8	8	1	0	2-1	5	1	0
2017	Hudson Valley	4	1	0.82	8	8	0	0	0	44.0	28	5	4	2	1	8-0	37	4	0
	Bowling Green	1	1	1.06	3	3	0	0	0	17.0	7	2	2	1	0	3-0	16	0	0
2018	Charlotte	4	2	6.35	9	5	0	0	0	34.0	43	30	24	5	4	18-0	21	2	0
	Bowling Green	2	0	2.77	14	6	0	0	2	39.0	39	18	12	0	0	13-1	39	4	0
2019	Charlotte	1	5	3.56	28	2	0	0	7	43.0	43	20	17	3	2	19-1	46	2	0
2020										Did Not Pitch									
2021	Bowling Green	0	0	6.17	9	0	0	0	1	11.2	8	9	8	3	2	2-0	20	0	0
	Montgomery	2	0	3.92	14	1	0	0	0	20.2	18	10	9	4	4	8-0	20	2	1
<b>Minor League Totals</b>		<b>14</b>	<b>10</b>	<b>3.66</b>	<b>92</b>	<b>25</b>	<b>0</b>	<b>0</b>	<b>10</b>	<b>218.2</b>	<b>207</b>	<b>110</b>	<b>89</b>	<b>20</b>	<b>13</b>	<b>74-3</b>	<b>207</b>	<b>16</b>	<b>1</b>

## ZAMUDIO, EDWIN / RIGHT-HANDED PITCHER

BATS **Left**  
 THROWS **Right**  
 HEIGHT **6'2"**  
 WEIGHT **195**

BORN **9/17/02** in Tijuana, MEX  
 RESIDES **Tijuana, MEX**  
 SIGNING SCOUT **Eddie Diaz**  
 ACQUIRED **Signed as a free agent on July 5, 2019**

YEAR	CLUB	W	L	ERA	G	GS	CG	SHO	SV	IP	H	R	ER	HR	HB	BB-I	SO	WP	BK
2021	DSL Rays 2	0	1	2.25	4	4	0	0	0	8.0	6	2	2	0	1	2-0	4	1	0

## ZOMBRO, TYLER / RIGHT-HANDED PITCHER

BATS **Right**  
 THROWS **Right**  
 HEIGHT **5'10"**  
 WEIGHT **220**

BORN **9/2/94** in Harrisonburg, VA  
 RESIDES **Staunton, VA**  
 SIGNING SCOUT **Lou Wieben**  
 ACQUIRED **Signed as a non-drafted free agent on July 3, 2017**

YEAR	CLUB	W	L	ERA	G	GS	CG	SHO	SV	IP	H	R	ER	HR	HB	BB-I	SO	WP	BK
2017	GCL Rays	0	0	0.00	1	0	0	0	0	1.1	1	0	0	0	0	0-0	1	0	0
	Princeton	0	0	3.86	13	0	0	0	1	25.2	24	11	11	2	1	8-0	23	2	0
2018	Bowling Green	8	2	2.84	33	0	0	0	8	76.0	80	28	24	3	5	8-1	54	7	0
2019	Montgomery	2	0	1.87	37	3	0	0	11	57.2	44	14	12	1	3	7-0	53	1	0
	Durham	0	1	6.75	4	0	0	0	0	5.1	6	5	4	1	2	3-1	4	1	0
2020										Did Not Pitch									
2021	Durham	1	1	3.18	9	0	0	0	0	11.1	15	4	4	1	2	1-0	9	0	0
<b>Minor League Totals</b>		<b>11</b>	<b>4</b>	<b>2.79</b>	<b>97</b>	<b>3</b>	<b>0</b>	<b>0</b>	<b>20</b>	<b>177.1</b>	<b>170</b>	<b>62</b>	<b>55</b>	<b>8</b>	<b>13</b>	<b>27-2</b>	<b>144</b>	<b>11</b>	<b>0</b>







# SCOUTING & INTERNATIONAL OPERATIONS

## CROSSCHECKERS & REGIONAL SUPERVISORS

						
<b>CHUCK RICCI</b>	<b>RICKEY DREXLER</b>	<b>JOE HASTINGS</b>	<b>RYAN HENDERSON</b>	<b>BRIAN HICKMAN</b>	<b>KEVIN ELFERING</b>	<b>JAKE WILSON</b>
NATIONAL CROSSCHECKER	SOUTH CROSSCHECKER	NORTHEAST CROSSCHECKER	PITCHING CROSSCHECKER	MIDWEST CROSSCHECKER	SOUTHEAST REGIONAL SUPERVISOR	WEST REGIONAL SUPERVISOR

## AREA SUPERVISORS

						
<b>MATT ALISON</b>	<b>STEVE AMES</b>	<b>JAMES BONNICI</b>	<b>CT BRADFORD</b>	<b>ZACH CLARK</b>	<b>TOM COUSTON</b>	<b>BRETT FOLEY</b>
IA, KS, MN, MO, ND, NE, SD	KY, TN	AK, ID, MT, OR, WA, W. CANADA	AL, LA, MS, FL PANHANDLE	CT, MA, ME, NH, NJ, NY, E. PA, RI	IL, WI	N. FL

						
<b>TIM FORTUGNO</b>	<b>LUKE HARRIGAN</b>	<b>MILT HILL</b>	<b>CHRIS HOM</b>	<b>JAIME JONES</b>	<b>LONDON LASSITER</b>	<b>REGGIE LAWSON</b>
N. CA, NV	IN, MI, OH	GA, N. AL	TX	S. CA	NC, SC	AR, OK, N. TX

		
<b>ML MORGAN</b>	<b>BRIAN OLIVER</b>	<b>VICTOR RODRIGUEZ</b>
D.C., DE, MD, W. PA, VA, WV	AZ, CO, LAS VEGAS, NM, UT, WY	S. FL

**PART-TIME AMATEUR SCOUTS:** JOSE HERNANDEZ, JOSH JACKSON, GILBERTO MARTINEZ, CASEY ONAGA, JACK SHARP, DAVID JORN, MARCOS TOVAR, LOU WIEBEN



## PRO PERSONNEL & PRO SCOUTING STAFF



**MIKE BROWN**

PRO PERSONNEL SPECIALIST



**MAX COHEN**

PRO PERSONNEL SPECIALIST



**JASON COLE**

PRO PERSONNEL SPECIALIST



**JASON GREY**

PRO PERSONNEL SPECIALIST



**MIKE LANGILL**

PRO PERSONNEL SPECIALIST



**NATE HOWARD**

PRO PERSONNEL SPECIALIST



**TYLER STOHR**

PRO PERSONNEL SPECIALIST



**KEN CALIFANO**

PRO SCOUT



**JEFF CORNELL**

SPECIAL ASSIGNMENT SCOUT



**J.D. ELLIBY**

PRO SCOUT



**JOSE GOMEZ**

PRO SCOUT



**CARLOS HERAZO**

PRO SCOUT



**KEN KRAVEC**

PRO SCOUT



**DAVE MYERS**

PRO SCOUT



**WOOD MYERS**

PRO SCOUT



**EDUARDO SANCHEZ**

PRO SCOUT

## INTERNATIONAL SCOUTS

### INTERNATIONAL CROSSCHECKERS

**Brad Budzinski, Victor Rodriguez**

### BRAZIL SCOUT

**Tiago Campos**

### COLOMBIA SCOUTS

**Angel Contreras, Alexander Zuniga**

### CURAÇÃO SCOUT

**Chairon Isenia**

### DOMINICAN REPUBLIC SUPERVISOR

**Daniel Santana**

### DOMINICAN REPUBLIC CROSSCHECKER

**Rigo De Los Santos**

### DOMINICAN REPUBLIC SCOUTS

**Miguel De La Cruz, Felix Fermin Jr., Remy Hernandez, Jorge Perez**

### KOREA SCOUT

**Joe Park**

### JAPAN SCOUT

**Tateki Uchibori**

### MEXICO SCOUTS

**Karla Espinoza**

### PANAMA SCOUT

**Gustavo Zapata**

### TAIWAN SCOUT

**Keith Hsu**

### VENEZUELA CROSSCHECKER

**William Bergolla**

### VENEZUELA SCOUTS

**Juan Castillo, Carlos León, Marlon Roche, Frank Tineo**



# EXPANDING INTERNATIONAL OPERATIONS



Rays infielder Wander Franco playing *vitilla*, a variation of stickball popular in the Dominican Republic, on a dirt field in his hometown of Baní in October 2018.

GEORGE PAPPAS / TAMPA BAY RAYS

## **B** ASEBALL IS A GLOBAL GAME. TODAY, MORE THAN ONE-FOURTH OF ALL MAJOR LEAGUERS WERE BORN OUTSIDE OF THE UNITED STATES.

As a result, the Rays have expanded the reach of their international operations. Entering the 2022 season, the Rays organization has players from 13 countries—Aruba, Australia, Brazil, Canada, Colombia, Cuba, Curaçao, Dominican Republic, Germany, South Korea, Mexico, Nicaragua and Venezuela—in addition to those from the United States.

While the organization spans the globe in search of talent, the main focus is in the Dominican Republic and Venezuela, where Tampa Bay operates baseball academies.

In 2006, shortly after the ownership group led by Stuart Sternberg took control of the club, the Rays agreed to a partnership with the Los Angeles Dodgers in which the two organizations would share Campo Las Palmas in the Dominican Republic, long considered the gold standard for Dominican facilities. Campo Las Palmas was home to the Rays baseball academy and a summer league team until early 2009 when the organization inaugurated a new academy located on the property adjacent to the Dodgers. The complex has two full diamonds and a half field, clubhouse, gym, covered batting cages, classrooms, a dining area and living facilities which can accommodate up to 92 players. In 2018, the program claimed its first Dominican Summer League (DSL) title.

In 2007, the Rays opened their Venezuelan baseball academy in Guacara, 100 miles west

of Caracas. In addition to baseball fields, the Venezuelan academy includes a dining area and dormitory which can accommodate 56 players. The Rays played in the Venezuelan Summer League (VSL) in 2007 as part of a co-op team with the Cincinnati Reds before forming a team of their own in 2008. The program won VSL championships in 2009 and 2011. The VSL closed its operations after the 2015 season, prompting the Rays to add a second team in the DSL in 2016.

The Rays international efforts are overseen by Carlos Rodriguez, vice president of baseball operations. Steve Miller enters his third season as director, international scouting, running the department and overseeing all scouts. Patrick Walters enters his third season as director, international operations, overseeing all operations at the Latin American academies. Jeff Johnson enters his first year as coordinator, international scouting. Brad Budzinski was added to the staff in 2018 as an international crosschecker, and area scout Victor Rodriguez, responsible for South Florida, will continue to provide international crosschecking coverage for a second consecutive season.

Ronnie Blanco, former general manager of the Magallanes baseball club in the Venezuelan professional league and the Rays long-time director of Venezuelan operations, is assistant director, international operations.

The Rays maintain scouting programs in





Lefthander Shane McClanahan (right) and infielder Wander Franco distribute Rays shirts and caps to youth players at Franco's childhood field in Bani in October 2018.

GEORGE PAPPAS / TAMPA BAY RAYS

the Dominican Republic, supervised by Daniel Santana, crosschecked by Rigo De Los Santos and staffed by scouts Miguel De La Cruz, Felix Fermin Jr., Remmy Hernandez and Jorge Pérez; Venezuela, crosschecked by William Bergolla and scouts Juan Castillo, Carlos León, Marlon Roche and Frank Tineo; Colombia, coordinated by Angel Contreras and scout Alexander Zuniga; Curaçao, led by Chairon Isenia; Panama, with Gustavo Zapata; and Mexico, with Karla Espinoza, the country's first female scout.

The Rays have also expanded scouting efforts in the Pacific Rim, Europe and Australia. Tateki "Bori" Uchibori, who served as an interpreter for former Tampa Bay infielder Akinori Iwamura, scouts for the Rays in Japan and Korea. In 2016, Joe Park was added to the Korean scouting staff. Keith Hsu covers Taiwan and John Gilmore enters his 13th year as an international consultant assist-

ing in coverage all over the world.

With rising numbers of international players, the Rays have also developed programs in the U.S. and in their Latin American academies to educate players and create cultural awareness. Today, these programs cater to international and domestic players alike and have grown to include language training, life skills, professional development and education on social issues. The programs are overseen by George Pappas, assistant director, minor league operations. Jairo De La Rosa, a former player in the Rays organization who has served as Latin American cultural coordinator since 2013, is responsible for player programming in the Latin American academies. The education program is also supported by Isha Rahman, assistant, minor league and baseball operations, and Milton Jamail, who begins his 16th year in the organization and third as advisor, player education.





# AMATEUR DRAFT HISTORY

## 2021 DRAFT

RD	OVR	NAME	POS	CLASS	SCHOOL	BIRTHDATE	SIGNING SCOUT
1	28	<b>Carson Williams</b>	SS	HS	Torrey Pines (Calif.) HS	6/25/03	Jaime Jones
A	34	<b>Cooper Kinney</b>	INF	HS	The Baylor Schools (Tenn.)	1/27/03	Steve Ames
2	63	<b>Kyle Manzardo</b>	1B	JR	Washington State Univ.	7/18/00	James Bonnici
3	100	<b>Ryan Spikes</b>	INF	HS	Parkview (Ga.) HS	3/13/03	Milt Hill
4	130	<b>Dru Baker</b>	OF	JR	Texas Tech Univ.	3/22/00	Pat Murphy
5	161	<b>Mason Auer</b>	OF	J1	San Jacinto College North	3/1/01	Pat Murphy
6	191	<b>Mason Montgomery</b>	LHP	JR	Texas Tech Univ.	6/17/00	Pat Murphy
7	221	<b>Logan Workman</b>	RHP	SR	Lee Univ.	12/6/98	Steve Ames
8	251	<b>Patrick Wicklander</b>	LHP	JR	Univ. of Arkansas	12/31/99	Matt Alison
9	281	<b>Alex Ayala Jr.</b>	LHP	J1	Florida SouthWestern State College	11/26/01	Victor Rodriguez
10	311	<b>Austin Vernon</b>	RHP	SR	North Carolina Central Univ.	2/8/99	Joe Hastings
11	341	<b>Sean Mullen</b>	RHP	JR	Univ. of California, Los Angeles	9/18/99	Greg Whitworth
12	371	<b>Jonny Cuevas</b>	RHP	J2	College of Southern Nevada	11/20/00	David Hamlett
13	401	<b>Bobby Seymour</b>	1B	SR	Wake Forest Univ.	10/7/98	Joe Hastings
14	431	<b>Antonio Menendez</b>	RHP	SR	Wake Forest Univ.	3/11/99	Joe Hastings
15	461	<b>Conor Angel</b>	RHP	SR	Univ. of Louisiana at Lafayette	9/30/99	Rickey Drexler
16	491	<b>Ian Leatherman</b>	RHP	SO	Central Michigan Univ.	2/26/99	Luke Harrigan
17	521	<b>Conor Dryer</b>	RHP	SR	Univ. of Central Missouri	8/18/98	Matt Alison
18	551	<b>Kenny Piper</b>	C	55	Columbia College	7/12/98	Matt Alison
19	581	<b>Sean Hunley</b>	RHP	SR	Univ. of Tennessee	7/5/99	Steve Ames
20	611	<b>Kamron Fields</b>	RHP	SR	Texas Southern Univ.	9/24/98	Pat Murphy

**BOLD** INDICATES PLAYER SIGNED

### DID YOU KNOW?

## 2022 AMATEUR DRAFT

The annual First-Year Player Draft is scheduled for July 17-19. For the second consecutive year, it will be held as part of the All-Star Game festivities. The first day of the draft, which is on a Sunday this year, will again air exclusively on MLB Network.

The Rays hold the No. 29 overall selection. In 2021, the Rays selected SS Carson Williams out of Torrey Pines (Calif.) High School with the No. 28 overall selection.

This year is the 58th Amateur Draft and the 27th draft in Rays history. It was on June 8, 1965 that the Oakland Athletics selected Arizona State outfielder Rick Monday with the first-ever pick. Since its inception, over 67,500 players have been selected in the First-Year Player Draft. The Rays have made 1,252 of those. Among the major sports, baseball was the last to adopt a draft. The NFL was first in 1936, followed by the NBA in 1947 and NHL in 1962.



# RAYS FIRST-ROUND DRAFT SELECTIONS

YEAR	OVR	NAME	POS	SCHOOL
2021	28	<b>Carson Williams</b>	SS	Torrey Pines (Calif.) HS
	34	<b>Cooper Kinney</b>	INF	The Baylor Schools (Tenn.)
2020	24	<b>Nick Bitsko</b>	RHP	Central Bucks East (Penn.) HS
	37	<b>Alika Williams</b>	SS	Arizona St. Univ.
2019	22	<b>Greg Jones</b>	SS	UNC Wilmington
	36	<b>JJ Goss</b>	RHP	Cypress Ranch (Texas) HS
	40	<b>Seth Johnson</b>	RHP	Campbell Univ.
2018	16	<b>Matthew Liberatore</b>	LHP	Mountain Ridge (Ariz.) HS
	31	<b>Shane McClanahan</b>	LHP	Univ. of South Florida
	32	<b>Nick Schnell</b>	CF	Roncalli (Ind.) HS
2017	4	<b>Brendan McKay</b>	LHP/1B	Univ. of Louisville
	31	Drew Rasmussen	RHP	Oregon State Univ.
2016	13	<b>Josh Lowe</b>	3B	Pope (GA) HS
2015	13	<b>Garrett Whitley</b>	OF	Niskayuna (NY) HS
2014	20	<b>Casey Gillaspie</b>	1B	Wichita State Univ.
2013	21	<b>Nick Ciuffo</b>	C	Lexington (SC) HS
	29	<b>Ryne Stanek</b>	RHP	Univ. of Arkansas
2012	25	<b>Richie Shaffer</b>	3B	Clemson Univ.
2011	24	<b>Taylor Guerrieri</b>	RHP	Spring Valley (SC) HS
	31	<b>Mikie Mahtook</b>	OF	Louisiana State Univ.
	32	<b>Jake Hager</b>	SS	Sierra Vista (NV) HS
	38	<b>Brandon Martin</b>	SS	Santiago (CA) HS
	41	<b>Tyler Goeddel</b>	3B	St. Francis (CA) HS
	42	<b>Jeff Ames</b>	RHP	Lower Columbia JC (WA)
	52	<b>Blake Snell</b>	LHP	Shorewood (WA) HS
	56	<b>Kes Carter</b>	OF	Western Kentucky Univ.
	59	<b>Grayson Garvin</b>	LHP	Vanderbilt Univ.
	60	<b>James Harris Jr.</b>	OF	Oakland Tech (CA) HS
2010	17	<b>Josh Sale</b>	OF	Bishop Blanchet (WA) HS
	31	<b>Justin O'Conner</b>	C	Cowan (IN) HS
	42	<b>Drew Vettleson</b>	OF	Central Kitsap (WA) HS
2009	30	LeVon Washington	CF	Buchholz (FL) HS
2009	1	<b>Tim Beckham</b>	SS	Griffin (GA) HS
2007	1	<b>David Price</b>	LHP	Vanderbilt Univ.
2006	3	<b>Evan Longoria</b>	3B	Long Beach State Univ.
2005	8	<b>Wade Townsend</b>	RHP	Rice Univ.
2004	4	<b>Jeff Niemann</b>	RHP	Rice Univ.
2003	1	<b>Delmon Young</b>	RF	Camarillo (CA) HS
2002	2	<b>B.J. Upton</b>	SS	Greenbrier Chr. Acad. (VA)
2001	3	<b>Dewon Brazelton</b>	RHP	Middle Tennessee St. Univ.
2000	6	<b>Rocco Baldelli</b>	OF	Bishop Hendricken (RI) HS
1999	1	<b>Josh Hamilton</b>	CF	Athens Drive (NC) HS
1997	31	<b>Jason Standridge</b>	RHP	Hewitt Trussville (AL) HS
1996	29	<b>Paul Wilder</b>	OF	Cary (NC) HS

**BOLD** INDICATES PLAYER SIGNED



# BROADCAST INFORMATION



WILL VRAGOVIC / TAMPA BAY RAYS

# RAYS ON TELEVISION



## DEWAYNE STAATS

Dewayne anchors the Emmy Award-winning Bally Sports Sun telecast this year, his 47th season broadcasting major league baseball and 25th with the Rays. Dewayne has also handled play-by-play for FOX Sports national baseball coverage. He has broadcast more than 6,800 MLB games in his career, including nine no-hitters. Before joining the Rays, he spent three years calling play-by-play for a variety of ESPN sports broadcasts. He began his major league play-by-play career on the radio and TV for the Astros from 1977-84, then for the Cubs from 1985-89. He was the lead play-by-play announcer for the Yankees from 1990-94, and spent the 1994-95 seasons calling the action for The Baseball Network (ABC/NBC). Dewayne began his baseball career as the radio voice of the Oklahoma City 89ers (1973-74). In 1975-76 he won an Emmy Award as the sports director at KPLR TV in St. Louis. A 1975 graduate of SIU-Edwardsville, where he began his sports career with WSIE Radio, Dewayne earned Distinguished Alumnus of the Year honors in 1987 and was inducted into its Alumni Hall of Fame in 2010. Dewayne was named a finalist for the Ford C. Frick Award, presented annually by the National Baseball Hall of Fame, in 2012, 2013, 2016 and 2019. He was named the 2013 Florida Sportscaster of the Year by the National Sportscasters and Sportswriters Association. In 2015, Dewayne authored *Position to Win: A Look at Baseball and Life From the Best Seat in the House*, which chronicles his life and career in sports broadcasting. Dewayne was inducted into the Tampa Bay Sports Club Hall of Fame in 2018. Last season, he received a Suncoast Sports Emmy Award for the broadcast of Wander Franco's debut. He and his wife, Carla, support a number of causes, including military combat veterans via their 501(c)(3) charity W.A.R. (Warriors at Rest). He has two daughters, Stephanie Wheeler and Alexandra, and three grandchildren: Gabriel, 17; Zachary, 14; and Evie, 11.



## BRIAN ANDERSON

Brian enters his 12th season as full-time television color analyst on Bally Sports Sun and his 14th season as part of the Rays broadcast. Brian previously served on the major league staff as assistant to the pitching coach, working under Jim Hickey from March 2008 through the 2009 season. He also filled in as a broadcaster for Cleveland on Sports Time Ohio and hosted a weekly highlights show while recovering from injury in 2007. Brian spent 13 seasons pitching in the majors with the Angels, Cleveland, Royals and Diamondbacks, and was a member of the latter's 2001 World Champion team. He was selected third overall by the Angels in the 1993 Amateur Draft and the following season was named the *Sporting News* AL Rookie of the Year. He was also selected by the Diamondbacks as their first pick in the 1997 Expansion Draft. Brian was inducted to the Greater Cleveland Sports Hall of Fame on Sep 30, 2015 and made his acceptance speech by phone during the Rays broadcast. In 2021, he received a Suncoast Sports Emmy Award for the broadcast of Wander Franco's debut. He and his wife, Jessica Marie, reside in Tampa. Brian has four children: Ryllyn Mae, 17; Jackson James, 15; Harper Marie, 6; and Baker James, 3.



## TRICIA WHITAKER

Tricia begins her fourth season on the Bally Sports Sun telecast as the in-game reporter and host of select feature episodes. She is a four-time Emmy Award recipient, receiving two nods in 2021 for her roles in the broadcast of the Lou Gehrig Day pregame special and Wander Franco's debut. She received previous accolades for hosting 2020's "Salute to the Troops" pregame special, as well as for a 2018 production on the legacy of Peyton Manning. Prior to joining the Rays broadcast, the Stuart, Fla. native spent four years covering local sports with the CBS affiliate in Indianapolis, including the Indiana Pacers, IndyCar racing, college basketball and the Indianapolis Colts. Her career experience also includes a two-year stint covering professional and collegiate teams, including the Brewers, for the ABC affiliate in Green Bay. Her professional career began as a web reporter with the Indiana Pacers and Indiana Fever. Tricia graduated from Indiana University with a degree in communications. She has returned to teach sports broadcasting at IU's media school as an adjunct professor for the past five years.





## RICH HOLLENBERG

Rich enters his ninth season covering the Rays on television with the Bally Sports Sun broadcast team. He is a two-time Emmy Award recipient, including in 2021 when he won a Suncoast Sports Emmy for hosting the Lou Gehrig Day pregame special. He began his broadcast career as a sports anchor with the ABC affiliate in Great Falls, Mont. in 1995, then served as the sports director with Time Warner Cable (now Spectrum Sports) in Clearwater from 1995-97, where he received a CableACE award for the best local sports program. Rich was also host of "H.S. Sports Extra" for WTVT FOX-13 from 1996-98, the in-arena voice for the Tampa Bay Lightning and Tampa Bay Storm from 1999-2002 and a host for a variety of other regional programs. He spent a number of years as a national reporter for NFL Network as well. During the baseball offseason, Rich handles college basketball play-by-play duties on ESPN Networks. Rich earned a bachelor's degree in broadcast journalism from the Newhouse School at Syracuse University in 1993. A New Jersey native, Rich has called the Tampa Bay area home for 27 years. He and his wife, Jill, reside in St. Petersburg with their three children: Jason, 18; Lindsey, 16; and Bryan, 12.



## ORESTES DESTRADE

Orestes begins his 11th season as a pre- and postgame host for Bally Sports Sun and an in-game sideline analyst for select Rays home games. In 2017, Orestes and his Bally Sports Sun crew won a Suncoast Sports Emmy Award for "Demo Day," a one-time special program that aired during a Rays home game. Prior to joining the Rays broadcast, Orestes worked for ESPN as a host on *Baseball Tonight* and an analyst for the Little League World Series for five years. He also hosted live weekday radio sports talk shows on XM Radio and ESPN Radio, in addition to making several appearances on ESPN Deportes' TV and radio programs. Orestes covered the 2014 and 2015 World Series for Univision Deportes as their lead studio analyst. Orestes spent 15 seasons in pro baseball with the Yankees, Pirates, Seibu Lions of the Japanese Pacific League and the Marlins as a designated hitter, first baseman and outfielder. He led NPB in home runs for three consecutive seasons (1990-92) and was named Most Valuable Player of the 1990 Japan Series. He was a member of the Marlins inaugural 1993 season, leading the team with 20 HR and 87 RBI. Born in Santiago de Cuba, Cuba, Orestes and his family immigrated to Miami in 1968 when he was six years old. He and his wife, Drisana, reside in Tampa. Orestes has four children: Danielle, Devin, Armando and Bella.



## DOUG WAECHTER

Doug begins his eighth season providing in-depth pitching analysis as a member of Bally Sports Sun's pre- and postgame shows. He received his second of two Emmy Awards in 2021 when he and his crew were recognized with a Suncoast Sports Emmy for their Lou Gehrig Day pregame special. Doug is a St. Petersburg native and graduate of Northeast High School. Prior to being selected out of high school by the Devil Rays in the third round of the 1999 Amateur Draft, he had signed a letter of intent to play football at the University of South Florida. With his 2003 debut, he became the first St. Petersburg native to play for the Rays. He remains one of three Rays players born in St. Petersburg, along with Casey Kotchman and Ryan Weber. In his first major league start, on Sep 3, 2003 at Tropicana Field, he pitched a 2-hit shutout against the Mariners. He spent six years in the majors with the Devil Rays, Marlins and Royals and 11 seasons overall in professional baseball. Doug coaches his two children, Kaden (14) and Karsyn (12), in baseball and softball, and is a realtor in the Tampa Bay area. In 2004, he was presented a key to the city of St. Petersburg by Mayor Rick Baker. Doug and his wife, Kristin, reside in St. Petersburg with their children.



# RAYS ON RADIO



## ANDY FREED

Andy returns to the booth for his 18th season with the Rays broadcast team, which was voted tops in the American League by subscribers of *The Athletic* in 2020. He joined the Rays after serving as the voice of the Triple-A Pawtucket Red Sox for four seasons. Andy was also the voice of the Double-A Trenton Thunder (Red Sox) for five seasons (1996–2000) and was inducted into the Trenton Baseball Hall of Fame in 2018. He began his play-by-play career with the St. Lucie Mets of the Class-A Florida State League in 1994–95. Andy's baseball radio career began as a broadcast assistant with the Orioles flagship station WBAL conducting postgame interviews for all home games during the 1990–93 seasons. His other play-by-play experience includes college basketball for ESPN Regional (2004–present), Providence College (2003–05) and Rider University (1996–2001). He also broadcast for The College of New Jersey football and Baltimore Spirit soccer. Freed is a graduate of Towson State (Md.) University, where he called basketball, football and lacrosse during his time at school. Andy was named 2015 Florida Sportscaster of the Year by the National Sportscasters and Sportswriters Association. He enthusiastically works with the ALS Association. In addition to reciting Lou Gehrig's famous speech at Tropicana Field every year on "ALS Night," he emcees various local events, including their annual "Ride to Defeat ALS." He and his wife, Amy, reside in Bradenton, Fla. with their daughter Sarah, 19, twins Casey and Maddie, 12, and rescue dog, Charlie.



## DAVE WILLIS

Dave enters his 18th season in the Rays radio booth, voted best in the American League by *The Athletic* subscribers in 2020. He came to the Rays after 11 seasons as part of the White Sox radio broadcast team primarily hosting the pre- and postgame shows. His first play-by-play action came with the Class-A Kane County Cougars of the Midwest League from 1991–95, where he was the franchise's first radio voice. Dave was the radio voice of University of Illinois-Chicago men's basketball from 1997–2005 and has also done some television play-by-play for the Flames. He also anchored the pre- and postgame shows for Notre Dame football and basketball, and served as co-host of the Kevin White Show while with ESPN Radio 1000 (Chicago). From 2000–05, Dave did television work with Comcast's Sports Weekly high school highlight show. Dave served as the pitching coach/recruiting coordinator with Elmhurst (Ill.) College in 1989, and as interim head coach at the University of Chicago in 1990. He owns bachelor's degrees in speech communication and urban studies from Elmhurst, where he played baseball for three years. In 2016, Dave was inducted into the Irish-American Baseball Hall of Fame at the former Foley's Pub and Restaurant in New York City. He participates in the Hillsborough County Great American Teach-In and assists with Rays community efforts, among them Tampa Bay's Buddy Baseball League. He and his wife, Elizabeth, have a son, Alex, and a daughter, Michelle. They reside in Lutz.



## NEIL SOLONOZ

Neil begins his 11th season on the Rays Baseball Network as host of the pre- and postgame shows, *This Week in Rays Baseball*, other team podcasts and fill-in play-by-play voice. In 2021, he was awarded the Rays Joyce Smith Community Spirit Award, which annually recognizes one employee who makes significant societal contributions beyond their professional responsibilities. Before joining the Rays full time, Neil was the radio voice of the Triple-A Durham Bulls from 2004–11, and filled in on the Rays pre- and postgame show from 2010–11. While with Durham, he broadcast the Triple-A All-Star Game and the Triple-A National Championship Game to a nationwide audience. Before the Bulls, Neil broadcast minor league games for the Class-A Lakewood BlueClaws (Phillies) and Quad City River Bandits (Twins). He was part of the TV broadcast for the Olympic baseball qualifier Premier12 in South Korea in 2019, and he has done other freelance work for regional and college TV and radio networks. Neil attended Rutgers University, where he received a bachelor's degree in English. He and his wife, Sari, reside in Palm Harbor with their daughters, Emily, 15, and Abby, 14.



# RAYS ON SPANISH RADIO



## ENRIQUE OLIU

Enrique returns for his 24th season as color analyst on the Rays Spanish broadcast. He received the Alexis Arguello Award, given to the top sports figures in Nicaragua, and the Nicaraguan Sportswriters Association Award for his accomplishments in the world of sports during the 2016 season. In February 2009, Enrique was inducted into the Florida College Sports Hall of Fame for his impact on the college and in life. He is the subject of the award-winning 2009 documentary *Henry O*, filmed by Boston-based Rosemont Productions during the 2007 season. Born in Nicaragua, Enrique came to the United States at age 10 and attended the St. Augustine School for the Blind. He called his first professional action in 1989 for the Jacksonville Expos, and then served as color commentator for the St. Petersburg Pelicans of the Senior Professional Baseball League. Prior to that, he was the public address announcer for seven years for Florida College baseball in Tampa. He also appeared as a regular contributor on *Solamente Pelota* ("Only Baseball") on SiriusXM, hosted his own show on WQBN 1300 AM and has been a guest analyst on USF Spanish broadcasts and on baseball broadcasts and talk shows in Managua, Nicaragua. He has also called action for the Tampa Bay Storm of the Arena Football League (2003-05) and served as the Spanish voice for the Tampa Bay Buccaneers in 2002-03. Enrique owns a communications degree from the University of South Florida. He delivered the keynote address at the Florida School for the Deaf and Blind's 100th commencement in May 2014. His wife, Debbie, closely assists him on the broadcasts. The two reside in St. Petersburg.



## RICARDO TAVERAS



Ricardo begins his 20th season calling play-by-play on the Rays Spanish broadcast. Taveras has more than three decades of radio experience. He has also worked locally as a sportscaster for Mira TV Tampa. Ricardo began as a sports commentator in his native Dominican Republic and was program director for HIVG 870 AM and HIVE 970 AM from 1990-92. He also served as assistant program director for WRIV in Providence, R.I., for three years, and as a sales executive for Telemundo Tampa from 2011-13.

## RADIO AFFILIATES

- ◆ **WDAE 95.3 FM/620 AM**  
Tampa/St. Petersburg (Flagship)
- ◆ **WCXS 104.5 FM/1480 AM**  
Arcadia
- ◆ **WWPR 1490 AM**  
Bradenton
- ◆ **WWJB 92.3 FM/1450 AM**  
Brooksville
- ◆ **WDCF 102.3 FM/1350 AM**  
Dade City
- ◆ **WENG 107.5 FM/1530 AM**  
Englewood
- ◆ **WWCN 99.3 FM**  
Fort Myers
- ◆ **WRUF 98.1 FM/850 AM**  
Gainesville
- ◆ **WWJB 99.9 FM**  
Homosassa
- ◆ **WYKB 105.3 FM**  
Jacksonville
- ◆ **WWCN 99.3 FM**  
Naples
- ◆ **WYGM 96.9 FM/740 AM**  
Orlando
- ◆ **WPMO 1580 AM**  
Pascagoula, Miss.
- ◆ **WJNZ 1000 AM**  
Pensacola, Fla. - Mobile, Ala.
- ◆ **WENG 98.1 FM**  
Port Charlotte
- ◆ **WWJB 103.9 FM**  
Spring Hill
- ◆ **WZHR 104.3 FM/1400 AM**  
Zephyrhills



# TROPICANA FIELD & MISC.



WILL VRAGOVIC / TAMPA BAY RAYS

ORGANIZATION

COACHES & STAFF

40-MAN ROSTER

NON-ROSTER INVITES

RECORDS & HISTORY

OPPONENTS

MINOR LEAGUE OPERATIONS

BROADCAST INFORMATION

TROPICANA FIELD & MISC.



# TROPICANA FIELD



MATT MAY / TAMPA BAY RAYS

- ◆ Tropicana Field was put to much use leading up to the 2022 season, including a return of Enchant Christmas following a one-year hiatus due to the pandemic. The venue hosted several installments of Saturday Morning Shoppe, which creates economic development opportunities for emerging local businesses. In January, drive-thru COVID-19 testing returned to Tropicana Field parking lots due to the omicron variant resulting in record-high case numbers.
- ◆ Since 2005, the Rays have invested more than \$50 million in upgrades to Tropicana Field.
- ◆ In 2022, Tropicana Field will introduce a new seating area just past the home dugout called The Chalk Box, featuring oversized padded seats with armrests, cupholders and tables.
- ◆ The Rays invested in a new and updated speaker system prior to the 2022 season. They installed 102 new Mackie-brand speakers and 18 Mackie high frequency tweeters, and repaired mounting and wiring to 28 more. The Rays switched to Dante integration for digital audio and speaker control, giving them the ability to pinpoint sound where needed within the stadium.
- ◆ Prior to the 2020 season, Tropicana Field transitioned to exclusive use of mobile tickets in order to improve ballpark security, limit fraudulent entry and reduce paper waste. Tropicana Field was also announced as the first cash-free sports venue in North America in 2019.
- ◆ In 2019, the existing field lights were replaced with energy-efficient LED lights, enhancing on-field playability and in-game entertainment.
- ◆ In 2018, the Rays partnered with Levy to overhaul the food, beverage and retail experience, including “food halls” and a renovated team store.
- ◆ Knotless safety nets were installed from the inside of the dugouts to the far ends of the dugouts in 2017 and then extended out to the ends of Sections 125 and 126 two years later.
- ◆ Between 2013-14, the Rays added 360-degree pedestrian circulation around the lower seating bowl. The improved circulation provides easier access to and from ballpark gates, concessions and activity areas throughout the facility.
- ◆ Over 2006-07, the Rays invested more than \$18 million toward ballpark improvements, including the creation of the Rays Club.
- ◆ Originally named the Florida Suncoast Dome, Tropicana Field’s 1.1 million square feet include unique design features and fan amenities.
- ◆ The venue opened to the public on March 3, 1990, at a cost of \$138 million. It became the ThunderDome in 1993 with the arrival of the National Hockey League expansion franchise, the Tampa Bay Lightning. It was renamed Tropicana Field on Oct 4, 1996, in accordance with a naming rights agreement between the Rays and Bradenton’s Tropicana Dole Beverages.
- ◆ Tropicana Field is the world’s only professional sports facility that features live rays. The 10,000-gallon Rays Touch Tank opened in 2006 and is located just behind the right-center field wall. There are over 20 cownose rays that fans can touch during the game through a unique partnership with The Florida Aquarium.



- ◆ Tropicana Field and Toronto's Rogers Centre both feature an artificial surface and all-dirt base paths. Only four other artificial turf ballparks have ever featured all-dirt base paths: Houston's Astrodome (1966-71), San Francisco's Candlestick Park (1971), Pittsburgh's Three Rivers Stadium (1970-72) and St. Louis' Busch Stadium (1970-76).
- ◆ The Rays installed new Shaw Sports Turf ahead of the 2019 season, the seventh surface in 22 seasons. They began play in 1998 on AstroTurf, went to a FieldTurf surface in 2000 and FieldTurf's improved product in 2007. In 2011, AstroTurf installed Game Day Grass 3D-60 H. The first of three Shaw Sports Turf surfaces was installed in advance of the 2017 season.
- ◆ Tropicana Field features the world's largest cable-supported domed roof following the demolition of the Georgia Dome in 2017. It's made of six acres of translucent, Teflon-coated fiberglass and supports itself with 180 miles of cables connected by struts. Opposing forces of tension and compression keep the roof in an arc. Tropicana

Field's roof is slanted at a 6.5-degree angle, dropping from 225 feet above second base to 85 feet at the center field wall. The slanted roof reduced the overall construction costs and decreased the volume of air under the dome by 16.8 million cubic feet, decreasing the amount of air requiring climate control. It is built to withstand winds of up to 115 miles per hour.

- ◆ Though originally built for baseball, there have been 15 other varieties of sporting events held there. These include hockey, basketball, football, sprint car racing, gymnastics, soccer, tennis, weight lifting, wrestling, table tennis, karate, motorcycle racing, equestrian events, track and figure skating.
- ◆ In addition to the 2008 World Series, the facility was home to the 1999 NCAA Men's Basketball Final Four featuring Duke, Ohio State, Michigan State and eventual-champion Connecticut. The largest crowd to date—47,150—appeared at the Aug 11, 1990 New Kids on the Block concert.

## TROPICANA FIELD AT A GLANCE

### FENCE DIMENSIONS

Left Field Line	315 ft.
Left Field Alley	370 ft.
Left-Center	410 ft.
Center Field	404 ft.
Right-Center	404 ft.
Right Field Alley	370 ft.
Right Field Line	322 ft.

### FENCE HEIGHTS

Left Field Corner	4 ft., 11 in.
Left Field	11 ft., 5 in.
Center Field	9 ft., 4 in.
Right Field	11 ft., 5 in.
Right Field Corner	9 ft., 1 in.

### PLAYING SURFACE

Shaw Sports Turf

### ROOF HEIGHTS

Highest Point	225 ft. at 2B
Lowest Point	85 ft. at CF wall

### PARKING

Approximately 5,000 on-site spaces

### CAPACITY

25,025

## TROPICANA FIELD TICKET PURCHASING INFO

Tickets for Rays home games are available for purchase exclusively online through [raysbaseball.com](http://raysbaseball.com) and the MLB Ballpark app.

### MOBILE TICKETING

Tickets for Rays home games will be accessed through the MLB Ballpark app on a mobile device. Paper tickets, including print-at-home and PDF versions, are not available or accepted. Fans are encouraged to have tickets loaded and ready on a mobile device prior to walking up to the gate. For helpful tips and instructional videos, visit [raysbaseball.com/ballparkapp](http://raysbaseball.com/ballparkapp).

**For the most up-to-date box office hours, please visit [raysbaseball.com/guide](http://raysbaseball.com/guide).**

### TICKETING CUSTOMER SERVICE

1-888-FAN-RAYS



# CHARLOTTE SPORTS PARK



KEVIN SABITUS / TAMPA BAY RAYS

**O**n Sep 20, 2006, the Rays and the Charlotte County Board of Commissioners signed a 20-year agreement for the team to conduct spring training at Charlotte Sports Park, the spring training home of the Texas Rangers from 1987–2002. Following an 18-month renovation, the park became the Rays official spring home on Feb 25, 2009, when Tampa Bay hosted the Cincinnati Reds. The Rays went on to set the club spring training attendance record and sold out eight home games in their first season in Charlotte County. In 2014, readers of *USA Today* voted Charlotte Sports Park their favorite spring training destination.

## IMPROVEMENTS

Prior to the 2020 spring season, the Rays funded \$2.5 million in facility improvements, resulting in 27,000 square feet of new or renovated spaces primarily aimed at increasing and modernizing the amount of indoor player training space on site. Changes included a state-of-the-art training facility and climate-controlled batting cages.

## SIZE

82 acres, including the ballpark and 5½ practice fields. The practice fields are home to minor league spring training games and the FCL Rays.

## ARCHITECT

Populous, formerly known as HOK Sport Facilities Group, Inc. (Kansas City, Mo.)

## FINANCING

The \$27.2 million renovation and expansion project was funded by the Charlotte County Board of Commissioners' unanimous approval (4-0) of a fifth-cent tourism

tax, a contribution from the Rays and a \$15 million grant from the Florida Sports Foundation and the State's Office of Tourism.

## SEATING CAPACITY

The ballpark features diverse seating areas, including over 5,000 fixed seats and two berm areas and other general admission areas that can accommodate over 1,000 additional fans, all within an intimate ballpark setting. The stadium capacity is 6,823.

## PLAYER FACILITIES

A 44,000-square-foot, two-story clubhouse building beyond right field features locker rooms for Rays major and minor league players and houses the Rays Player Development center. The nearby Athletic Performance Center opened ahead of the 2020 spring season and features 10,500 square feet of continuous training space.

## TEAM STORE

Located just inside the entry gate behind home plate, a

2,800-square-foot team store is open daily during spring training.

## PLAYING FIELD DIMENSIONS

Left Field Line	343 ft.
Left Field Alley	384 ft.
Center Field	414 ft.
Right Field Alley	384 ft.
Right Field Line	343 ft.

## VIDEO BOARD

A new 15'6" by 36' HD video board from Daktronics was installed in 2017.

## BASEBALL BOARDWALK

A 19,000-square-foot wooden concourse stretches around the outfield to provide 360-degree pedestrian circulation. It also features a full-liquor tiki bar with seating for up to 69 fans at a time.

## GROUP SEATING

Three party areas located on the boardwalk are available to groups and can seat a total of 276 fans. Suites are also available for group purchase on a per-season or per-game basis.



# SPRING TRAINING 2022

## SPRING TRAINING INFO

MARCH 13 – APRIL 5

### HOME STADIUM

Charlotte Sports Park  
Tampa Bay Rays  
2300 El Jobean Road  
Port Charlotte, FL 33948

### REPORT DATES

**Pitchers & Catchers**  
Sunday, March 13  
**Position Players**  
Sunday, March 13

### FIRST WORKOUT DATES

**Pitchers & Catchers**  
Monday, March 14  
**Position Players**  
Monday, March 14

### PHOTO DAY

Thursday, March 17

### HOME OPENER

Saturday, March 19

## 2022 SCHEDULE

DAY	DATE	OPPONENT	SITE	TV/RADIO	TIME
Fri	March 18	@Boston	Fort Myers		1:05 p.m.
Sat	March 19	Atlanta	Charlotte County	B/W	1:05 p.m.
Sun	March 20	@Minnesota	Lee County	W	1:05 p.m.
Mon	March 21	Pittsburgh	Charlotte County	B/M	1:05 p.m.
Tues	March 22	Boston	Charlotte County	B/M	1:05 p.m.
Wed	March 23	@Atlanta	North Port		1:05 p.m.
Thurs	March 24	@Minnesota	Lee County		1:05 p.m.
Fri	March 25	Baltimore	Charlotte County	B/M	1:05 p.m.
Sat	March 26	@Boston	Fort Myers	W	1:05 p.m.
Sun	March 27	Atlanta	Charlotte County	B/W	1:05 p.m.
Tues	March 29	Minnesota	Charlotte County	B/M	1:05 p.m.
Wed	March 30	@Baltimore	Sarasota		1:05 p.m.
Thurs	March 31	@Atlanta	North Port		1:05 p.m.
Fri	April 1	Boston	Charlotte County	B/M	1:05 p.m.
Sat	April 2	Minnesota	Charlotte County	B/W	1:05 p.m.
Sun	April 3	@Pittsburgh	Bradenton	W	1:05 p.m.
Mon	April 4	Atlanta	Charlotte County	B/M	1:05 p.m.
Tues	April 5	@Atlanta	North Port		1:05 p.m.
Wed	April 6	Philadelphia	Tropicana Field	B/M	12:35 p.m.

HOME GAMES SHADED • TELEVISION: BALLY SPORTS SUN (B)  
RADIO: WDAE 95.3 FM/620 AM (W), MLB.COM (M)

## ALL-TIME RESULTS

YEAR	W	L	T	ATTENDANCE
2021	13	15	0	14,651
2020	9	8	4	44,511
2019	13	17	2	74,023
2018	14	16	2	69,731
2017	12	16	5	81,752
2016	12	13	2	68,566
2015	15	13	2	80,406
2014	16	7	4	78,624
2013	15	17	2	90,935
2012	10	16	6	87,916
2011	15	14	2	95,859
2010	20	8	2	97,971
2009	15	16	1	103,255
2008	18	8	2	54,960
2007	10	19	2	79,044
2006	13	16	1	70,756
2005	13	16	0	61,261
2004	11	8	0	43,916
2003	8	19	3	51,324
2002	10	16	1	49,043
2001	12	15	1	57,081
2000	14	17	0	67,089
1999	14	14	1	59,230
1998	12	18	0	66,781
<b>All-Time</b>	<b>314</b>	<b>341</b>	<b>45</b>	<b>1,648,325</b>

## ALL-TIME RECORDS

<b>BATTING</b>	<b>Games</b> <b>29</b>	<b>PITCHING</b>	<b>Games</b> <b>12</b>
2009	Ray Sadler	2000	R. Hernandez
<b>Avg. (min. 40 AB)</b> <b>.460</b>		1998	Jim Mecir
2010	Sean Rodriguez		Ramón Tatis
<b>At-Bats</b> <b>85</b>		<b>Games Started</b> <b>7</b>	
2003	Aubrey Huff	2007	James Shields
<b>Runs</b> <b>20</b>		2000	Esteban Yan
2010	Sean Rodriguez	<b>Wins</b> <b>3 (12x)</b>	
<b>Hits</b> <b>29</b>		2018	Andrew Kittredge
2010	Sean Rodriguez	<b>Losses</b> <b>5</b>	
<b>Doubles</b> <b>10</b>		2019	Tyler Glasnow
2003	Travis Lee	<b>Saves</b> <b>4</b>	
<b>Triples</b> <b>3</b>		2006	Jason Childers
2018	Joey Wendle	2000	Jim Mecir
2010	Justin Ruggiano	<b>ERA (min. 15 IP)</b> <b>0.60</b>	
2009	Ben Zobrist	2021	Michael Wacha
2007	Carl Crawford	2001	Paul Wilson
2005	Julio Lugo	<b>Innings</b> <b>29.1</b>	
2002	Randy Winn	2007	James Shields
<b>Home Runs</b> <b>8</b>		<b>Walks</b> <b>15</b>	
2000	Herbert Perry	2014	Matt Moore
<b>RBI</b> <b>19</b>		<b>Strikeouts</b> <b>30</b>	
2001	José Guillén	2007	James Shields
<b>Stolen Bases</b> <b>12</b>			
2011	Elliot Johnson		



# BASEBALL COMMUNICATIONS

ORGANIZATION

COACHES & STAFF

40-MAN ROSTER

NON-ROSTER INVITES

RECORDS & HISTORY

OPPONENTS

MINOR LEAGUE OPERATIONS

BROADCAST INFORMATION

TROPICANA FIELD & MISC.  
Baseball Communications



## JASON WALLACE / SENIOR DIRECTOR, BASEBALL COMMUNICATIONS

Jason Wallace joined the Rays as senior director, baseball communications on March 17, 2022. He oversees the club's baseball communications efforts, including its player and media relations, and serves as a contact for local, national and international media on interview requests for uniformed personnel. He is also responsible for managing media operations and oversees the production of team-produced publications. Wallace joined the Rays after 11 seasons with the Memphis Grizzlies, including two as senior director of communications and publications. He has previous experience with the San

Antonio Spurs and Orlando Magic, where he spent eight combined seasons. Prior to the NBA, he completed internships with the Rhein Fire of NFL Europe, Houston Texans, Triple-A Richmond Braves and the PGA Tour. Wallace earned a bachelor's degree in exercise and sport sciences with a specialization in sport management from the University of Florida, where he volunteered with the sports information department. Originally from Richmond, Va., Wallace and his wife, Katie, have two sons: Andrew (8) and Ryan (5).



## CRAIG VANDERKAM / MANAGER, BASEBALL COMMUNICATIONS

Craig Vanderkam enters his 11th season with the Rays and sixth as manager, baseball communications. In his role, he leads production of the club's baseball information efforts, including media guides, game notes, statistical research and press releases. During spring training, he assists Major League Baseball's data operations group as a play-by-play stringer for games at Charlotte Sports Park. In September 2019, he was named the AL East representative on MLB's inaugural club committee for their upgraded stats system. Vanderkam joined the Rays in January 2012 as an intern and

was hired full-time in March 2013. He previously interned with Baseball Info Solutions, the Pirates and Triple-A Toledo Mud Hens. The Grand Rapids, Mich., native graduated from Bowling Green State University with a bachelor's degree in sport communications. He resides in St. Petersburg.



## KARLY FISHER / MANAGER, BASEBALL COMMUNICATIONS

Karly Fisher enters her seventh season with the Rays and fourth as manager, baseball communications. In her role, she manages media requests and player appearances, serves as a contact for local, national and international media on interview requests for uniformed personnel and acts as the department's liaison to the rest of the organization. Fisher was named a 2020 Rays Employee of the Year, the first member of the communications department to receive the honor. She joined the organization in March 2016 as an intern and was promoted to coordinator, baseball communications following that

season. She previously interned at MLB Advanced Media, the NHL's Detroit Red Wings and with the Mets. The Northville, Mich. native graduated from the University of Michigan with a bachelor's degree in communications studies and currently resides in St. Petersburg.





## ALEX KRYAH / COORDINATOR, BASEBALL COMMUNICATIONS

Alex Kryah enters his third season with the Rays after spending the previous three years in baseball public relations. He was hired in January 2020 with a primary focus on baseball information and a secondary focus on team history, record-keeping and archiving. He also serves as the executive editor of the *Inside Pitch* game program. Kryah previously worked in baseball for Cleveland, the Twins and Arizona Fall League. The Indianapolis, Ind., native graduated with a bachelor's degree in sport communications from Bradley University, where he was a sports editor for the student newspaper and production assistant for the athletic department. He and his fiancée, Beth, reside in St. Petersburg.



## BEN YARRINGTON / COORDINATOR, BASEBALL COMMUNICATIONS

Ben Yarrington begins his third season and second full season with the Rays. He originally joined the organization as an intern in March 2017 and re-joined the club in June 2021. He manages daily and full-season credential requests and assists with the production of baseball information materials and fulfillment of media requests. He previously worked for the XFL's Tampa Bay Vipers and IRONMAN Triathlon following internships with the Nationals and Oakland Raiders. The San Francisco, Calif., native graduated with a bachelor's degree in sport management from the University of Missouri, where he worked as a sports information assistant in the athletic department. He resides in St. Petersburg.

### DID YOU KNOW?

#### SHORTENED SEASONS

In modern baseball history (since 1900), there have been seven seasons shortened for a variety of reasons. Special thanks to the National Baseball Hall of Fame and Museum for the research assistance.

YEAR	SCHEDULE	CAUSE	OPENING DAY
1918	154 to ~127 G	World War I	April 15
1919	154 to 140 G	World War I, Spanish flu	April 19
1972	162 to ~155 G	Players' strike	April 15
1981	162 to ~107 G	Players' strike	April 8
1994	162 to ~114 G	Players' strike	April 3
1995	162 to 144 G	Players' strike	April 25
2020	162 to 60 G	COVID-19 pandemic	July 23



# HALL OF FAME & MUSEUM



ADDRESS  
25 Main Street,  
Cooperstown, NY  
13326

PHONE  
(607) 547-7200

FAX  
(607) 547-0398

PUBLIC RELATIONS  
(607) 547-0215

E-MAIL ADDRESS  
[info@baseballhall.org](mailto:info@baseballhall.org)

WEBSITE  
[baseballhall.org](http://baseballhall.org)

DAILY HOURS  
9 a.m. to 5 p.m.  
HOLIDAY CLOSINGS  
Thanksgiving Day,  
Christmas Day  
and New Year's Day

DIRECTORY  
Jane Forbes Clark  
Chairman

Josh Rawitch  
President

Jeff Jones  
Sr. V.P. of Finance  
& Administration

Sean J. Gahagan  
V.P., Retail Merchandising  
& Licensing

Kenneth Meifert  
V.P., Sponsorship  
& Development

Erik Strohl  
V.P., Exhibitions  
& Collections

PR CONTACTS  
Jon Shetakofsky  
V.P., Communications  
& Education

Craig Muder  
Communications Director

## HALL OF FAME WEEKEND 2022 | JULY 22-25

**Class of 2022:** David Ortiz, Jim Kaat, Tony Oliva, Bud Fowler, Gil Hodges, Minnie Miñoso, Buck O'Neil

**Awards:** Sat., July 23, 4:30 p.m. ET, Doubleday Field

**Induction:** Sun., July 24, 1:30 p.m. ET, Clark Sports Center

## HALL OF FAME CLASSIC 2022 | MAY 27-29

### Legends Game and Special Events

**Game:** Sat., May 28, Doubleday Field. For more information, visit [baseballhall.org](http://baseballhall.org)

## RAYS IN THE HALL OF FAME

Wade Boggs was the first player in team history to be inducted into the Baseball Hall of Fame. He was elected in 2005 by the Baseball Writers' Association of America.

Boggs spent the final two seasons (1998-99) of his playing career in Tampa Bay. For more information, visit the "Hall of Famers" team pages at [baseballhall.org](http://baseballhall.org).

## NOTABLE RAYS ARTIFACTS IN COOPERSTOWN

- ♦ Spikes worn by Brett Phillips during his legendary game-winning hit in Game 4 of the 2020 World Series.
- ♦ Bat used by Randy Arozarena in Game 4 of the 2020 World Series, when he established a record for most home runs in a single postseason.
- ♦ Jersey worn by Ji-Man Choi in Game 2 of the 2020 World Series, when he became the first Korean-born position player to start a World Series game.
- ♦ Bat used by Mike Brosseau in Game 5 of the 2020 ALDS, when he hit a game-winning home run off Aroldis Chapman in the 8th inning.
- ♦ Scorecard from Sergio Romo's first career start on May 19, 2018 in the club's debut of the opener.
- ♦ Helmet worn by Evan Longoria on Aug 1, 2017 when he hit for the cycle.
- ♦ Bat used by Evan Longoria on Sep 28, 2011 to hit a Wild Card-clinching 12th-inning home run.
- ♦ Cap worn by Matt Garza and a ball from his no-hitter on July 26, 2010, the only no-hitter in Rays history.
- ♦ Spikes worn by Carl Crawford to steal a single-game record of six bases on May 3, 2009.
- ♦ Spikes worn by B.J. Upton in the 2008 World Series and the bat he used to hit 4 HR in the ALCS against the Red Sox.
- ♦ Ball hit by Rocco Baldelli to establish a rookie record for hits (39) in a month, April 2003.
- ♦ Jersey, cap, spikes and batting gloves worn by Wade Boggs on Aug 7, 1999 to record his 3,000th career hit, as well as game tickets and lineup cards.

## A LOOK AHEAD TO 2023

Ballots for the 2023 Hall of Fame/BBWAA election will be distributed following the 2022 season with results from the voting scheduled to be announced in January 2023. A partial list of first-year candidates for election includes: Carlos Beltrán, Matt Cain, Jacoby Ellsbury, John Lackey and Jered Weaver. Historical information on past BBWAA elections and the election process can be accessed at [baseballhall.org](http://baseballhall.org) or by contacting the Hall of Fame Communications department.

## CONNECT TO COOPERSTOWN

For up-to-the-minute news from Cooperstown, visit at [baseballhall.org](http://baseballhall.org). Stay up-to-date on all the activity at the Hall of Fame's official site and through social networking on Facebook, Instagram, Twitter and YouTube.

If you would like to receive interesting stories and timely news items direct from the Hall of Fame and get the inside track on the latest happenings in Cooperstown, sign up for *Inside Pitch*. There's no cost to receive the weekly electronic newsletter in your email box at home or work and it's easy to enroll: Just log on to [baseballhall.org/support](http://baseballhall.org/support).

If you have an interest in receiving *Around The Horn*, the Hall's monthly media newsletter, please send an e-mail to [info@baseballhall.org](mailto:info@baseballhall.org). Be sure to include your name, name of organization and email address. Or visit [baseballhall.org/media-info](http://baseballhall.org/media-info).

## RESEARCH ASSISTANCE

The Hall of Fame is pleased to provide assistance in baseball research and members of the media are encouraged to utilize this valuable baseball resource whenever necessary by calling the Public Relations department at (607) 547-0215.



---

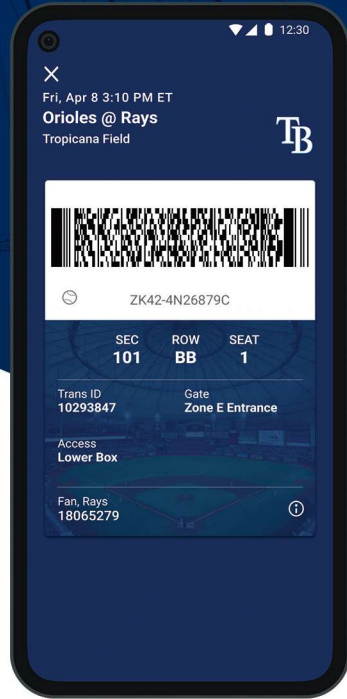
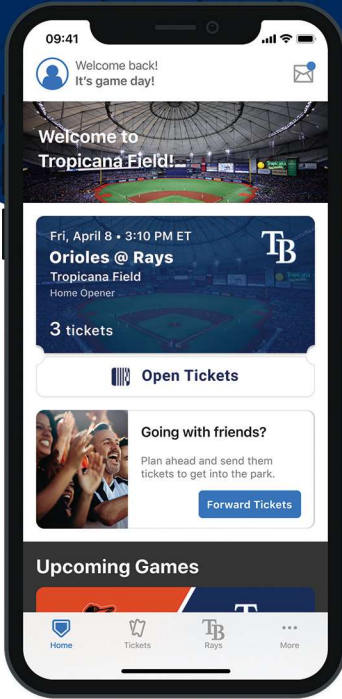
# RAYS NOTES

---





# THE OFFICIAL APP OF TROPICANA FIELD



## Key Features:

- Purchase, access and manage your digital tickets.
- Check-in offers, rewards, and personalized history for ballparks visited.
- Team schedule, directions and parking information, stadium features and more.
- Interactive concourse maps and directory, including food and drinks menus.





# 2022 SEASON SCHEDULE

TAMPA BAY RAYS

## APRIL

SUN	MON	TUE	WED	THU	FRI	SAT
					1	2
3	4	5	6	7	8 BAL 3:10	9 BAL 1:10
10 BAL 1:10	11 OAK 6:40	12 OAK 6:40	13 OAK 6:40	14 OAK 1:10	15 CWS 7:10	16 CWS 2:10
17 CWS 2:10	18 CHC 7:40	19 CHC 7:40	20 CHC 7:40	21	22 BOS 7:10	23 BOS 6:10
24 BOS 1:10	25	26 SEA 6:40	27 SEA 6:40	28 SEA 1:10	29 MIN 7:10	30 MIN 4:10

## JULY

SUN	MON	TUE	WED	THU	FRI	SAT
					1 TOR	2 DH TOR 12:07
3 TOR 1:37	4 BOS 1:35	5 BOS 7:10	6 BOS 7:10	7	8 CIN 6:40	9 CIN 4:10
10 CIN 1:10	11 BOS 7:10	12 BOS 7:10	13 BOS 7:10	14 BOS 7:10	15 BAL 7:10	16 BAL 4:10
17 BAL 1:40	18	19 ALL-STAR BREAK LOS ANGELES, CA	20	21	22 KC 8:10	23 KC 7:10
24 KC 2:10 31 CLE 1:35	25 BAL 7:05	26 BAL 7:05	27 BAL 7:05	28 BAL 12:35	29 CLE 7:10	30 CLE 1:10

## MAY

SUN	MON	TUE	WED	THU	FRI	SAT
1 MIN 1:10	2 OAK 9:40	3 OAK	4 OAK 3:37	5 SEA 9:40	6 SEA 9:40	7 SEA 9:10
8 SEA 4:10	9 LAA 9:38	10 LAA 9:38	11 LAA 7:07	12	13 TOR 7:10	14 TOR
15 TOR 1:40	16 DET 6:40	17 DET	18 DET 1:10	19	20 BAL 7:05	21 BAL 7:05
22 BAL 1:35	23	24 MIA 6:40	25 MIA 6:40	26 NYY 6:40	27 NYY 7:10	28 NYY 4:10
29 NYY 1:40	30 TEX 8:05	31 TEX 8:05				

## AUGUST

SUN	MON	TUE	WED	THU	FRI	SAT
	1	2 TOR 7:10	3 TOR 12:10	4 DET 7:10	5 DET	6 DET 6:10
7 DET 1:40	8	9 MIL 8:10	10 MIL 2:10	11	12 BAL 7:10	13 BAL 4:10
14 BAL	15 NYY 7:05	16 NYY 7:05	17 NYY 7:05	18 KC 7:10	19 KC 7:10	20 KC 4:10
21 KC 1:40	22 LAA 7:10	23 LAA 7:10	24 LAA 1:10	25 LAA 1:10	26 BOS 7:10	27 BOS 4:10
28 BOS TBD	29 MIA 6:40	30 MIA 6:40				

## JUNE

SUN	MON	TUE	WED	THU	FRI	SAT
			1 TEX 8:05	2 TEX 2:05	3 CWS 7:10	4 CWS 4:10
5 CWS 1:40	6	7 STL 7:10	8 STL 7:10	9 STL 1:10	10 MIN 8:10	11 MIN 2:10
12 MIN 2:10	13	14 NYY 7:05	15 NYY 7:05	16 NYY 7:05	17 BAL 7:05	18 BAL 4:05
19 BAL 1:35	20 NYY 7:10	21 NYY 7:10	22 NYY 7:10	23	24 PIT 7:10	25 PIT 1:10
26 PIT 1:40	27	28 MIL 7:10	29 MIL 12:10	30 TOR 7:07		

## SEPTEMBER • OCTOBER

SUN	MON	TUE	WED	THU	FRI	SAT
				1	2 NYY 7:10	3 NYY 6:10
4 NYY 1:40	5 BOS 4:10	6 BOS 6:40	7 BOS 6:40	8	9 NYY 7:05	10 NYY 1:05
11 NYY 1:35	12 TOR 7:07	13 DH 1:07	14 TOR 7:07	15 TOR 3:07	16 TEX 7:10	17 TEX 6:10
18 TEX 1:10	19 HOU 6:40	20 HOU 6:40	21 HOU 6:40	22 TOR 6:40	23 TOR 7:10	24 TOR 6:10
25 TOR 1:30	26 HOU 2:10	27 CLE 6:10	28 CLE 6:10	29 CLE 6:10	30 HOU 8:10	1 HOU 7:10

HOME GAME
  AWAY GAME
  DH DOUBLEHEADER

Listen to the Rays on WDAE 95.3 FM/620 AM  
(Schedule subject to change)