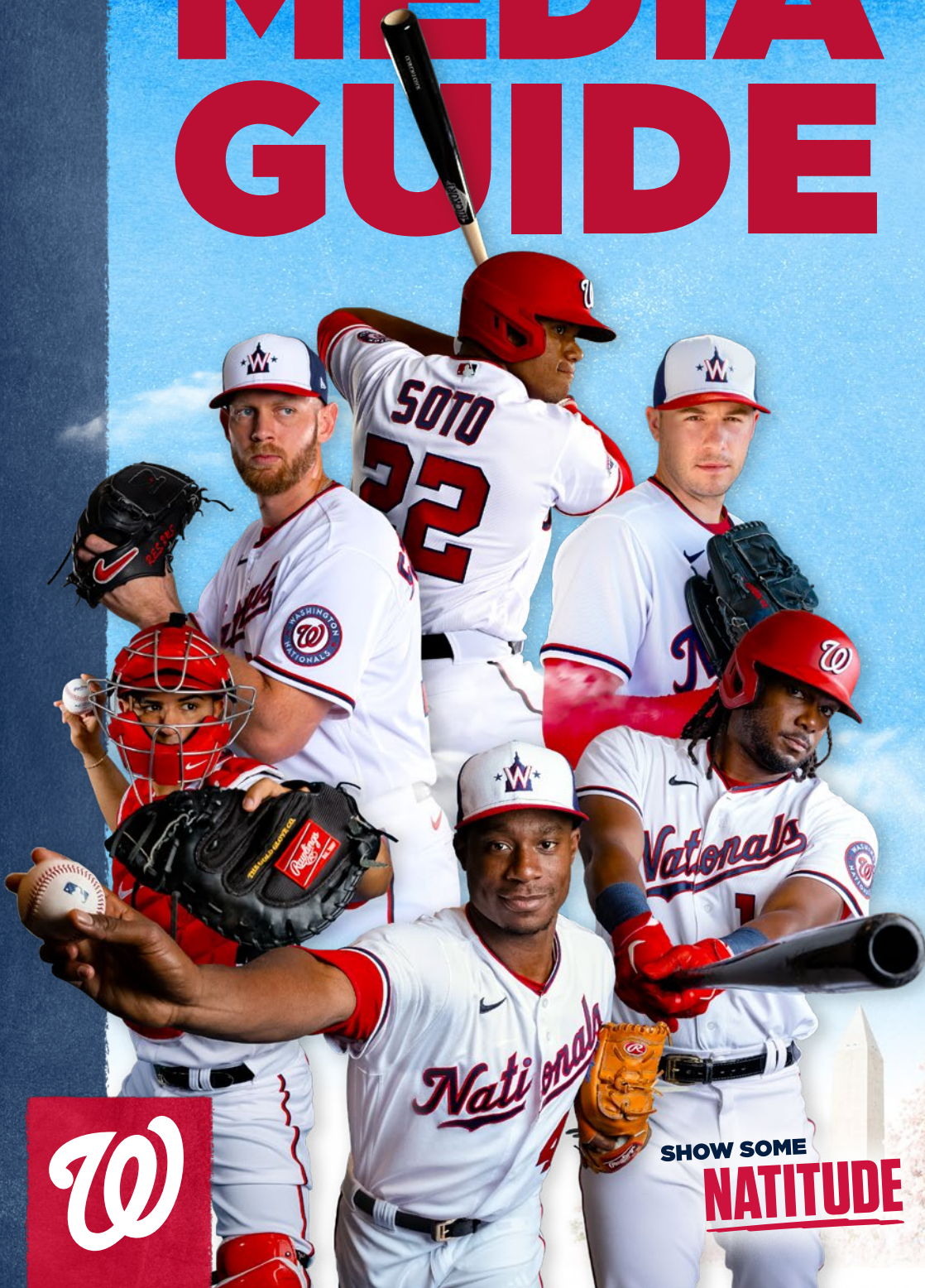


WASHINGTON NATIONALS 2022 OFFICIAL

MEDIA GUIDE



SHOW SOME
NATITUDE



HERE'S TO THE NATS



Budweiser



OFFICIAL BEER



© 2013 Anheuser-Busch, Inc. All rights reserved. Budweiser, Nationals and the 'W' logo are trademarks of Anheuser-Busch, Inc. Rawlings is a registered trademark of Rawlings Sporting Goods Company, Inc. All other trademarks are the property of their respective owners.

2019 POSTSEASON	1				
NATIONALS PARK	10				
NATIONALS IN THE COMMUNITY	20				
FRONT OFFICE & OWNERSHIP	34				
EXECUTIVES	55				
MANAGER & COACHING STAFF	78				
PLAYERS	93				
ADAMS, Riley	96	FOX, Lucius.....	144	RODRIGUEZ, Jefry.....	190
ADON, Joan.....	97	FRANCO, Maikel.....	145	ROGERS, Josh.....	192
ADRIANZA, Ehire.....	98	FRY, Jace.....	147	ROMERO, Seth.....	194
ANTUNA, Yasel.....	101	GARCIA, Luis.....	149	ROSS, Joe.....	195
ARANO, Victor.....	102	GARRETT, Reed.....	151	RUIZ, Keibert.....	198
AVILAN, Luis.....	104	GRAY, Josiah.....	153	RUTLEDGE, Jackson.....	200
BALDONADO, Alberto.....	106	GUSHUE, Taylor.....	155	SANCHEZ, Aaron.....	201
BARRERA, Tres.....	108	HARRIS, Will.....	156	SANCHEZ, Adrian.....	203
BELL, Josh.....	109	HARVEY, Hunter.....	159	SANCHEZ, Anibal.....	205
CARRILLO, Gerardo.....	111	HERNANDEZ, Cesar.....	161	SOTO, Juan.....	208
CASEY, Donovan.....	112	HERNANDEZ, Yadiel.....	163	STEVENSON, Andrew.....	212
CAVALLI, Cade.....	113	HERRMANN, Chris.....	165	STRANGE-GORDON, Dee.....	214
CISHEK, Steve.....	114	KEIBOOM, Carter.....	167	STRASBURG, Stephen.....	217
CLAY, Sam.....	116	KLOBOSITS, Gabe.....	169	THOMAS, Lane.....	222
CLIPPARD, Tyler.....	117	LEE, Evan.....	170	THOMPSON, Mason.....	224
CLUFF, Jackson.....	120	MACHADO, Andres.....	171	URENA, Richard.....	225
CORBIN, Patrick.....	121	MILLAS, Drew.....	173	VOTH, Austin.....	227
CRONIN, Matt.....	124	MURPHY, Patrick.....	174	WEEMS, Jordan.....	229
CRUZ, Nelson.....	125	NOLL, Jake.....	176	YOUNG, Andrew.....	231
DOOLITTLE, Sean.....	130	PARRA, Gerardo.....	178		
EDWARDS JR, Carl.....	133	PEREZ, Francisco.....	181		
ESCOBAR, Alcides.....	135	PINEDA, Isreal.....	182		
ESPINO, Paolo.....	138	RAINEY, Tanner.....	183		
FEDDE, Erick.....	140	RAMIREZ, Erasmo.....	185		
FINNEGAN, Kyle.....	142	ROBLES, Victor.....	188		
2021 IN REVIEW	236				
HISTORY & RECORDS	245				
SCOUTING, RESEARCH & PLAYER DEVELOPMENT	339				
MEDIA	408				
2022 SEASON SCHEDULE					

Photos courtesy of the Washington Nationals, Major League Baseball, Getty Images, Rochester Red Wings, Harrisburg Senators, Wilmington Blue Rocks, Fredericksburg Nationals, and the National Baseball Hall of Fame and Museum.

Statistical information and support provided by the Elias Sports Bureau, STATS LLC, MLB Information Systems, Player Profiles, MLB.com, MiLB.com, FanGraphs.com and Baseball-Reference.com

2019 POSTSEASON





MEDIA

SCOUTING,
RESEARCH &
PLAYER DEV.

HISTORY &
RECORDS

2021
IN REVIEW

PLAYERS

MANAGER &
COACHING STAFF

EXECUTIVES

FRONT OFFICE
& OWNERSHIP

NATIONALS IN
THE COMMUNITY

NATIONALS
PARK

2019
POSTSEASON





From a 19-31 record to start the 2019 season, to the National League Wild Card game against the Milwaukee Brewers, to Game 7 of the World Series against the Houston Astros, Washington's historic path to its first World Series Championship can best be described by what Nationals manager Dave Martinez said following Game 4 of the National League Championship Series:

*“Often bumpy roads lead to beautiful places.
And this is a beautiful place.”*

HISTORY MADE

On that bumpy road to winning the World Series, the Washington Nationals had many memorable moments and made some history along the way...

- They became the first team in Major League history to win the World Series by winning all four games on the road.
- The Nationals faced elimination five times in the 2019 Postseason. They trailed in all five and came back to win all five. They are the first team in Major League history to have five comeback wins when facing elimination in a single Postseason.
- The pitchers they beat in those games included Josh Hader, Rich Hill, Clayton Kershaw, Justin Verlander and Zack Greinke.
- In those five contests, the Nationals outscored opponents 19-0 from the seventh inning on.
- From Game 4 of the NLDS to Game 3 of the World Series, the Nationals put together an eight-game winning streak. The eight-game winning streak matched the longest winning streak by any Club in a single Postseason, joining the 2014 Kansas City Royals, the 2005 Chicago White Sox and 2004 Boston Red Sox.





OCTOBER 1, 2019


MILWAUKEE BREWERS	3
WASHINGTON NATIONALS	4

NATIONAL LEAGUE WILD CARD GAME vs. MILWAUKEE BREWERS

After capping the 2019 regular season with a season-long eight-game winning streak, the Washington Nationals hosted the Milwaukee Brewers in their first ever appearance in the National League Wild Card game.

Trailing 3-1 in the bottom of the eighth inning, the Nationals loaded the bases against relief ace Josh Hader. Michael A. Taylor reached on a hit by pitch, Ryan Zimmerman singled and Anthony Rendon worked a walk. With two outs, Juan Soto singled to right field, plating Taylor and pinch-runner Andrew Stevenson. Thanks to a fielding error by right fielder Trent Grisham, Anthony Rendon was able to score from first base to put the Nationals ahead, 4-3.

Daniel Hudson closed the game out and the Nationals moved on to face the Los Angeles Dodgers in the National League Division Series.





OCTOBER 3-9, 2019

LOS ANGELES DODGERS 2
WASHINGTON NATIONALS 3

NATIONAL LEAGUE DIVISION SERIES vs. LOS ANGELES DODGERS

The Nationals embarked on their fifth appearance in the NLDS, facing off against their 2016 NLDS foe, the Los Angeles Dodgers. Washington dropped Game 1, 6-0, but evened the series at one game apiece by taking Game 2, 4-2, behind Stephen Strasburg and his 10 strikeouts in 6.0 innings of one-run ball. To much surprise, Dave Martinez summoned Max Scherzer from the bullpen, and he went on to strike out the side in the eighth inning.

After a 10-4 loss in Game 3, the Nationals faced elimination in Game 4. Max Scherzer allowed one earned run in 7.0 innings, while Anthony Rendon (1-for-2, 3 RBI, R) and Ryan Zimmerman (2-for-4, HR, 3 RBI, R) led Washington to the 6-1 victory, forcing a Game 5 in Los Angeles.

Game 5 saw the Nationals fall behind, 3-0, after two innings. Washington scored a run in the sixth inning and, in the eighth inning, Anthony Rendon and Juan Soto clubbed back-to-back home runs off Clayton Kershaw to tie the game at 3-3. The game extended into extra innings and in the top of the 10th, Adam Eaton walked, Rendon doubled and the Dodgers intentionally walked Juan Soto, bringing Howie Kendrick to the plate. Kendrick took an 0-1 offering from Joe Kelly over the fence in center field, a grand slam to give the Nationals the 7-3 advantage. A diving catch by Michael A. Taylor in the bottom half of the inning sealed the win for Washington and sent the organization to the National League Championship Series for the first time.

10.03.19
GAME 1 @LAD

WSH	0
LAD	6

10.04.19
GAME 2 @LAD

WSH	4
LAD	2

10.06.19
GAME 3 @WSH


LAD	10
WSH	4

10.07.19
GAME 4 @WSH

LAD	1
WSH	6

10.09.19
GAME 5 @LAD (10 INN.)

WSH	7
LAD	3





OCTOBER 11-15, 2019

ST. LOUIS CARDINALS

0

WASHINGTON NATIONALS

4

NATIONAL LEAGUE CHAMPIONSHIP SERIES vs. ST. LOUIS CARDINALS

10.11.19
GAME 1 @STL

WSH	2
STL	0

Anibal Sánchez's masterful performance in Game 1 at Busch Stadium set the tone for the 2019 NLCS. He took a no-hitter into the eighth inning before allowing a one-out single to José Martínez. Sánchez handed the ball to Sean Doolittle, who tossed 1.1 perfect innings to earn the save and secure Washington's 2-0 win.

10.12.19
GAME 2 @STL

WSH	3
STL	1



In Game 2, Max Scherzer attempted to match Sánchez's outing from the night before. Scherzer tossed 6.0 no-hit innings before allowing a single to Paul Goldschmidt in the seventh. He finished the outing striking out 11 batters in 7.0 innings of one-hit, shutout ball. Adam Eaton recorded two RBI and Michael A. Taylor clubbed a solo homer in the third inning to help Washington to the 3-1 win.

10.14.19
GAME 3 @WSH


STL	1
WSH	8

The series shifted to Washington for Game 3, and while Stephen Strasburg (7.0 IP, 7 H, R, 12 SO) was magnificent once again, the Nationals offense broke out to lead them to the 8-1 win. Howie Kendrick recorded three doubles and three RBI, while Ryan Zimmerman had a double and two RBI, as well. Victor Robles clubbed a sixth-inning solo home run and the Nationals found themselves one win away from the World Series.

10.15.19
GAME 4 @WSH

STL	4
WSH	7

In Game 4, the Nationals plated seven runs in the first inning behind multi-RBI efforts from Trea Turner (2) and Yan Gomes (2). Patrick Corbin struck out 12 batters in 5.0 innings, and despite the Cardinals plating four runs between the fourth and fifth innings, the Nationals held on for the 7-4, NLCS-clinching victory.





OCTOBER 22-30, 2019

HOUSTON ASTROS 3
WASHINGTON NATIONALS 4


WORLD SERIES vs. HOUSTON ASTROS

Representing Washington, D.C. in the World Series for the first time since 1933, the Washington Nationals took Game 1 of the 2019 World Series, 5-4, over the Houston Astros. Trailing 2-0 after the bottom of the first, Ryan Zimmerman clubbed the first home run in Nationals World Series history to put Washington on the board in the second inning. The Nationals tied it in the fourth and took the lead in the fifth inning on an RBI-single by Adam Eaton and a two-run double by Juan Soto. Sean Doolittle closed it out with 1.1 perfect innings to seal the 5-4 victory.

In Game 2, the Nationals and Astros were tied at 2-2 after one inning before the Nationals went on to plate 10 runs from the sixth through ninth innings to take the commanding 2-0 lead in the World Series. Kurt Suzuki and Adam Eaton each clubbed their first career World Series home runs, while Asdrúbal Cabrera went 2-for-5 with three RBI.

GAME	10.22.19		1	2	3	4	5	6	7	8	9	R	H	E
1	WASHINGTON NATIONALS		0	1	0	1	3	0	0	0	0	5	9	0
	HOUSTON ASTROS		2	0	0	0	0	0	1	1	0	4	10	0
	STARTING PITCHERS: WSH - Scherzer; HOU - Cole													
	WP - Scherzer (1-0) LP - Cole (0-1)	SAVE - Doolittle (1)												
	HOME RUNS: WSH - Soto (1), Zimmerman (1); HOU - Springer (1)													
	ATTENDANCE: 43,339													

GAME	10.23.19		1	2	3	4	5	6	7	8	9	R	H	E
2	WASHINGTON NATIONALS		2	0	0	0	0	0	6	3	1	12	14	2
	HOUSTON ASTROS		2	0	0	0	0	0	0	0	1	3	9	1
	STARTING PITCHERS: WSH - Strasburg; HOU - Verlander													
	WP - Strasburg (1-0) LP - Verlander (0-1)	SAVE - None												
	HOME RUNS: WSH - Eaton (1), Suzuki (1), Taylor (1); HOU - Bregman (1), Maldonado (1)													
	ATTENDANCE: 43,357													





GAME 3	10.25.19																			
	@WSH																			
	HOU	4																		
	WSH	1																		
HOUSTON ASTROS																				
WASHINGTON NATIONALS																				
STARTING PITCHERS: HOU - Greinke; WSH - Sánchez																				
WP - James (1-0) LP - Sánchez (0-1)																				
HOME RUNS: HOU - Chirinos (1); WSH - None																				
ATTENDANCE: 43,876																				

GAME 4	10.26.19																			
	@WSH																			
	HOU	8																		
	WSH	1																		
HOUSTON ASTROS																				
WASHINGTON NATIONALS																				
STARTING PITCHERS: HOU - Urquidy; WSH - Corbin																				
WP - Urquidy (4-0) LP - Corbin (0-1)																				
HOME RUNS: HOU - Bregman (2), Chirinos (2); WSH - None																				
ATTENDANCE: 43,889																				

GAME 5	10.27.19																			
	@WSH																			
	HOU	7																		
	WSH	1																		
HOUSTON ASTROS																				
WASHINGTON NATIONALS																				
STARTING PITCHERS: HOU - Cole; WSH - Ross																				
WP - Cole (1-1) LP - Ross (0-1)																				
HOME RUNS: HOU - Springer (2), Alvarez (1), Correa (1); WSH - Soto (2)																				
ATTENDANCE: 43,910																				

Washington's 2-0 lead did not last long. Houston won games three through five at Nationals Park, sending the series back to Minute Maid Park with the Astros leading, 3-2.

In Game 6, Stephen Strasburg capped his historic 2019 Postseason, becoming the only pitcher to go 5-0 in a Postseason in Major League history. He tossed 8.1 innings of five-hit, two-run ball to lead the Nationals. After trailing 2-1 after the first inning, Juan Soto, Adam Eaton and Anthony Rendon homered, and Rendon recorded five RBI on his own to power Washington's offense. Sean Doolittle finished off the ninth inning in relief of Strasburg and the Nationals topped the Astros, 7-2, to force a Game 7.

GAME 6	10.29.19																			
	@HOU																			
	WSH	7																		
	HOU	2																		
WASHINGTON NATIONALS																				
HOUSTON ASTROS																				
STARTING PITCHERS: WSH - Strasburg; HOU - Verlander																				
WP - Strasburg (2-0) LP - Verlander (0-2)																				
HOME RUNS: WSH - Eaton (2), Rendon (1), Soto (3); HOU - Bregman (3)																				
ATTENDANCE: 43,384																				



After being scratched from his Game 5 start with neck spasms, Max Scherzer returned to full strength to take the hill in Game 7. He worked around seven hits and four walks to allow just two earned runs in 5.0 innings of work before handing the ball to rotation mate Patrick Corbin. The first-year National allowed just two hits with three strikeouts in 3.0 shutout innings of relief.



Trailing 2-0 heading to the top of the seventh inning, Anthony Rendon finally got to Astros pitcher Zack Greinke with a solo home run to left field. Juan Soto drew a walk and the Astros replaced the dealing Greinke with Will Harris. Howie Kendrick added to his already clutch Postseason with a two-run home run off the right field foul pole to give the Nationals the 3-2 lead.

The Nationals added a run in the eighth inning thanks to an RBI-single by Juan Soto, and plated two more in the ninth on a bases loaded, two-run single by Adam Eaton to extend the lead to 6-2. Dave Martinez summoned Daniel Hudson for the ninth inning. After inducing a popout by George Springer, Hudson struck out Jose Altuve and Michael Brantley to give the Washington Nationals their first World Series Championship.

GAME	10.30.19														
	@HOU														
7	WSH	6								R	H	E			
	HOU	2								6	9	0			
				1	2	3	4	5	6	7	8	9	R	H	E
				0	0	0	0	0	0	3	1	2	6	9	0
				0	1	0	0	1	0	0	0	0	2	9	1
				WASHINGTON NATIONALS HOUSTON ASTROS STARTING PITCHERS: WSH - Scherzer; HOU - Greinke WP - Corbin (1-1) LP - Harris (0-1) HOME RUNS: WSH - Rendon (2), Kendrick (1); HOU - Gurrriel (1) ATTENDANCE: 43,526											
				SAVE - None											



NATIONALS PARK



An evening view of Nationals Park from Marine One as President Barack Obama returns to the White House after traveling to Princeton, Indiana, to participate in a town hall at Millennium Steel Service, LLC, Oct. 3, 2014. (Official White House Photo by Pete Souza)

NATIONALS PARK

WELCOME TO NATIONALS PARK



Located in the heart of the nation's capital, Nationals Park redefines modern sports facility architecture and serves as a cornerstone of the mixed-use Capitol Riverfront, adjacent to the Navy Yard in Southeast Washington.

INNOVATIVE ARCHITECTURE UNIQUE TO WASHINGTON, D.C.

From South Capitol Street, the ballpark presents a monumental façade of architectural pre-cast concrete, metal and glass, with features consistent with the traditions of D.C.'s most notable civic buildings.

Nationals Park is easily accessible by fans, especially those arriving from the north via the Navy Yard-Ballpark Metro Station, or on foot from nearby offices and residential neighborhoods.

Nationals Park guests are encouraged to visit D.C.'s other attractions on their way to the ballpark. In addition to the area around the Navy Yard and Southwest Waterfront (Green Line), guests can take the Orange/Blue Line to the Capitol South Metro and walk to Nationals Park along New Jersey Avenue to M Street. Guests can also take the Orange/Blue Line to the Eastern Market station and enjoy a multitude of restaurant and retail offerings along Barracks Row's 8th Street SE.

Fans can enter Nationals Park through the Center Field Plaza and continue along the main concourse, which sweeps around the entire ballpark and offers an almost complete 360-degree open view of the playing field.

Other entry gates include: Left Field Gate, with entry access on South Capitol Street SE; Third Base Gate, with entry access on South Capitol Street SE; Home Plate Gate, with entry access on Potomac Avenue SE; First Base Gate, with entry access on Potomac Avenue SE; and Right Field Gate, with entry access on First Street SE.

The seating bowl wraps around the various levels of the facility in a circular expression of steel and concrete, offering openness and panoramic views of the Anacostia waterfront, Navy Yard, and landmarks such as the U.S. Capitol and the Washington Monument.

BEST-IN-CLASS FAN EXPERIENCE

Nationals Park is equipped with advanced high-definition audio-visual technology, including a 4,800 square-foot high-definition scoreboard, as well as more than 600 linear feet of LED ribbon board along the inner bowl fascia.

The ballpark also features a variety of entertainment and fan interactive activities, food service venues, retail operations, and family-friendly entertainment to ensure a compelling game day experience.

With a fully functioning meeting and conference center, four large club spaces, luxurious suites and spectacular views, Nationals Park is the ideal backdrop for corporate or personal events.

2019 POSTSEASON
NATIONALS PARK
NATIONALS IN THE COMMUNITY
FRONT OFFICE & OWNERSHIP
EXECUTIVES
MANAGER & COACHING STAFF
PLAYERS
2021 IN REVIEW
HISTORY & RECORDS
SCOUTING, RESEARCH & PLAYER DEV.
MEDIA





GREEN DESIGN

As the first major sports facility in the U.S. to earn the LEED-certified Silver designation by the U.S. Green Building Council, Nationals Park is considered one of the most environmentally friendly ballparks in the country.

2021 & 2022 Green Initiatives

Throughout the 2021 season, the Nationals donated items, including air filters, flatware, china and furniture to groups within the DMV community.

The Nationals replaced flooring in parts of the front office with material made from no less than 45% post-consumer recycled content.

Nationals Park switched to eco-friendly cleaning solutions.

New furniture, made from 97% post-consumer HDPE milk jugs, was purchased for areas around the ballpark.

26 touchless water coolers were installed in offices throughout the ballpark. Bottle-less water coolers, which filter the building's own drinking water, reduce plastic waste and the pollution of water delivery.

2020 Green Glove Award Finalist

The Washington Nationals were named the National League East finalist for the 2020 Green Glove Award. Since 2008, Major League Baseball has awarded the Green Glove Award to the Club with the highest rate of waste diverted away from landfills through recycling and composting efforts.

With no fans in the ballpark during the 2020 season, all items harvested from the Nationals Park rooftop garden were donated to the Nationals Youth Baseball Academy.

New furniture was purchased for the area around the Budweiser Terrace that is made from 97% post-consumer HDPE-milk jugs. The existing furniture was taken apart, most of which was recycled or repurposed.

All metals, cardboard and pallets that left Nationals Park in 2020 were weighted and recycled, more than doubling the ballpark's diversion rate.

The Nationals Park playing field was replaced, which resulted in the old field being converted into 688 tons of reusable top soil.

Nationals Park incorporates a variety of other sustainable design elements, including:

Solar Panels

After the 2018 season, the Washington Nationals and WGL Energy teamed up to install 4,080 solar panels in two locations at Nationals Park.

Two roof canopies cover the upper deck of the parking garages situated on either side of the ballpark.

The power from the project generates a combined total of 1.4 megawatts of energy, supplying an estimated 10 percent of the ballpark's electricity needs each year.

A Sustainable Site

Located near the Anacostia River, Nationals Park was categorized as a brownfield redevelopment and has served as a catalyst for urban revitalization in the area.

The ballpark's location is easily accessible via public transportation, including access to nearby metro stations and local bus routes.

Use of Materials

Water-conserving plumbing fixtures are used throughout the facility, reducing overall water consumption.

Energy-saving light fixtures help reduce light pollution and result in a projected 21 percent energy savings over typical field lighting.

Building materials used on the project contained a minimum of 10 percent recycled content.

Many building materials used on the project were produced regionally, which cut down on transportation costs while promoting the local economy.

Interior materials including adhesives, carpet glues and paints were specified with low VOC contents.

Roof materials offer a high degree of reflectance, minimizing the amount of heat released to the environment. A 6,300-square-foot green roof above the concession area beyond left field also minimizes roof heat gain.

An Intricate Ground and Stormwater Filtration System

Because Nationals Park is within close proximity to the Anacostia River, much care was taken to treat storm and ground water runoff.

The result is a unique, intricate water filtration system that separates water used for cleaning the ballpark from rainwater falling on the ballpark and treats both sources of water before it is released to the sanitary and storm water systems.

NATIONALS PARK: QUICK FACTS

- Opening Date:** March 30, 2008
- Designed By:** The joint venture team of Populous (formerly HOK Sport) and Devroux-Purnell Architects
- 2022 Seat Capacity:** 41,380
- Field Dimensions:**
 - Left Field - 336 Feet
 - Center Field - 402 Feet
 - Right Field - 335 Feet

Playing Surface

- Following the 2017 season, the playing field went through a renovation project that included an upgraded irrigation system, new growing medium for the turf, and new turf across the entire surface consisting of a new blend of Kentucky Bluegrass varieties.
- The natural grass field consists of a four-way blend of Kentucky Bluegrass grown on a 100 percent sand base profile.
- Infield Dirt is a designed mix of sand, silt, and clay; provided by DuraEdge.
- Warning Track is a crushed red lava stone.
- Drainage lines consist of six-inch perforated drainage pipes that were installed in a pea-gravel layer, aligned every 15 feet across the entire playing field.

Interesting Facts

- Inspiration for the look of the ballpark was taken from the I. M. Pei-designed East Wing of the National Gallery of Art.
- Because the field is 24 feet below street level, more than half of the crowd will walk straight off the street, onto the main concourse and into their seats, without ever using elevators or climbing ramps or stairs.
- Populous (formerly HOK Sport), the ballpark's designer, borrowed the inspiration for an odd, right-angled jog into the left center field fence from the now demolished Griffith Stadium, former home of the Washington Senators.
- On Opening Day 2016, the Nationals hit a major milestone when the 25 Millionth Fan walked through the gates at Nationals Park. Among other gifts, the lucky fan received a pair of Opening Day tickets for the next 25 years and a special Nationals jersey and jacket.

NEW FOR 2022

BetMGM Sportsbook Lounge

In early 2021, the Washington Nationals announced a multi-year, exclusive partnership with BetMGM, a leading sports betting and digital gaming company, including the opening of the BetMGM Sportsbook at Nationals Park in early 2022.

The BetMGM Sportsbook provides a year-round electric atmosphere to watch and place wagers on games while in the heart of the action.

Located across Center Field Plaza from the Nationals Team Store, the 4,000 square foot sportsbook features 40 big-screen TVs with live odds boards that update as the action progresses.

Visitors can place wagers directly with traders at six betting windows or utilize user-friendly betting kiosks. Additionally, the lounge offers full-service beverage and dining options and is open daily from 11:00 a.m. to midnight.

In June of 2021, the Nationals and BetMGM announced the expansion of the BetMGM app into Washington, D.C. Users inside Nationals Park and within a two-block radius of the ballpark can place mobile wagers by downloading the sports betting app to their iOS and Android devices.



The Terra Club

Earlier this year, the Washington Nationals announced a groundbreaking partnership with the Terra community – one of the largest decentralized autonomous organizations (DAO) in the cryptocurrency industry, becoming the first sports franchise to partner with a DAO. As part of this new partnership, the Nationals have renamed the premier club space behind home plate at Nationals Park to The Terra Club, formerly The Nationals Club. The club offers all-inclusive food and beverages, and features premium chef’s tables and a private bar with draft beer and house wine. Guests with tickets in the Terra Club may enjoy their meal in the dining room or take advantage of in-seat delivery of food and beverages while not missing a second of the action on the field.

Additionally, as part of the agreement, UST could be accepted as a payment method at Nationals Park as early as the 2023 season.

The FIS Champions Club

In a new partnership between the Nationals and FIS, the Official Payments Technology Provider for the Washington Nationals, FIS provides the best-in-class merchant processing technology to improve the ballpark experience. Additionally, the partnership includes a renovation of the Champions Club to enhance and elevate the fan experience at Nationals Park.

The FIS Champions Club commemorates the District of Columbia’s rich and ever-growing baseball history and displays the team’s awards and accolades, including the 2019 Commissioner’s Trophy from the Nationals’ World Series win.

Fans can enjoy upgraded décor and an elevated food and beverage experience, including gourmet burgers, dessert stations, signature cocktails, all-inclusive fountain beverages and more.

The new and improved FIS Champions Club will welcome fans on Opening Day 2022.



NOT JUST FOR BASEBALL

In addition to baseball, Nationals Park was constructed with the purpose of hosting outside organizations and serving as a civic asset for the District of Columbia and surrounding region. Since opening in 2008, Nationals Park has gained a reputation as one of the premier locations for outdoor events and continues to find new and innovative ways to utilize all parts of the ballpark.

COVID-19 Vaccination Events

Throughout the 2021 season, the Nationals teamed up with the D.C. Department of Health to host multiple vaccination events at Nationals Park.

The walk-up events provided free vaccinations and various Nationals-related prizes to anyone from the DC, Maryland or Virginia area.

During a vaccination event on September 18, the Nationals hosted Second Gentleman Doug Emhoff at the ballpark to throw out the ceremonial first pitch prior to the Nationals-Rockies game. He visited the COVID-19 vaccine clinic outside of the ballpark to raise awareness around the need for everyone to get vaccinated against COVID-19.

CONCERT PREPARATION AT NATIONALS PARK

Thanks to the hard work and dedication of its outstanding grounds crew, Nationals Park hosts outdoor concerts and a variety of other exciting events. Below is a description of the process to transform Nationals Park from a ballpark into a world-class entertainment venue.

Concert preparation begins several months prior to concert load-in.

Field transformation begins immediately following the last out of the game preceding the concert. Protective tarps are placed over the entire infield dirt area and protective flooring is placed over the warning track surface.

The following morning, stage load-in begins. This typically takes place over a two- or three-day period. The grounds crew is responsible for overseeing all movement and placement of stage and sound equipment onto the field. It also supervises all crane movement from the time the cranes enter the building until the time they exit.



Once the stage has been constructed, production load-in begins (generally the day before the concert). This process involves speakers, video screens, lights, musical instruments and other electronics, taking several hours. The grounds crew oversees all movement and assists the production team in order to limit or prevent field damage.

Following production load-in, protective flooring is placed across all exposed grass.

The day of the concert, the grounds crew walks the field and stage area several times looking for any last minute adjustments that need to be made. Air and soil temperatures are closely monitored, as is the soil moisture content.

Concert load-out begins immediately following the end of the concert and concludes anywhere between 16 to 24 hours later.

Upon completion of the load-out, the grounds crew spends the remaining time prepping the field for when the Nationals return home.



NOTABLE EVENTS AT NATIONALS PARK

Pope Benedict XVI Mass

- On April 17, 2008, as part of his tour of the United States, Pope Benedict XVI celebrated Mass at Nationals Park.
- Approximately 47,000 people were in attendance.
- The audience included 14 cardinals, 250 bishops, and 1,300 priests.
- In accordance with Vatican protocol, Communion wafers were distributed within 20 minutes to more than 40,000 Mass attendees.

Billy Joel and Elton John: “Face to Face” Tour

- The first concert at Nationals Park was a blockbuster event, featuring Billy Joel and Elton John in a joint performance on July 11, 2009, as part of their “Face to Face” tour. A sold-out crowd saw the two legendary musicians perform.
- The duo focused on material from the 1970’s and 80’s during their concert at Nationals Park, and played nothing more recent than John’s 1983 hit “I’m Still Standing.”

Dave Matthews Band

- On July 23, 2010, the Dave Matthews Band performed at Nationals Park in the second-ever show held at the venue.
- The Zac Brown Band was the opening act for the concert, a preview of their 2015 performance at Nationals Park

Jason Aldean: “Burn It Down” Tour

- Multi-Platinum country entertainer Jason Aldean performed on July 25, 2014, at Nationals Park as part of his “Burn It Down” tour. Duo Florida Georgia Line and artist Tyler Farr opened for Aldean.

“Billy Joel in Concert”

- Billy Joel returned to Nationals Park as part of his “Billy Joel in Concert” series on July 26, 2014. The sold-out concert marked Billy Joel’s first solo headlining appearance at the ballpark and featured a 45-minute opening act from Gavin DeGraw.
- During the concert, Joel famously donned a Nationals baseball cap.

One Direction: “Where We Are Tour”

- On Aug. 11, 2014, English-Irish boy band One Direction brought their international “Where We Are Tour” to the nation’s capital.
- Australian pop/rock band 5 Seconds of Summer served as the opening act.

2015 NHL Winter Classic

- On Jan. 1, 2015, Nationals Park became the center of the hockey universe when the playing field was transformed into a hockey rink for the annual NHL Winter Classic. The 42,842 fans in attendance watched the Washington Capitals top the Chicago Blackhawks, 3-2, in dramatic fashion.
- There were two ice rinks built, one to serve as the playing surface and one to represent the Reflecting Pool on the National Mall.
- 3,000 gallons of Glycol coolant were used to help maintain the preferred ice temperature of 22 degrees Fahrenheit.
- The thickness of the ice was three inches.
- 32,000 square-feet of decking was used for construction of the rink.
- 100,000 square-feet of new grass was installed to bring the field back to a safe, consistent surface for baseball.

Taylor Swift: “1989 World Tour”

- International pop superstar Taylor Swift, winner of seven Grammy Awards, brought her “1989 World Tour” to Nationals Park on July 13 and 14, 2015. Swift performed in front of two sold-out crowds at the ballpark, totaling 85,014 fans over two nights.
- During the performance on July 13, Swift was joined onstage by New Zealand phenom Lorde. Swift was joined onstage by multi-platinum singer, songwriter and dancer Jason Derulo during the performance on July 14.
- The rock band Haim and singer-songwriters Vance Joy and Shawn Mendes were the opening acts for Swift.

Zac Brown Band: “Jekyll + Hyde Tour”

- The “Jekyll + Hyde Tour” was the fifth headlining concert tour by country music group Zac Brown Band. The tour, which supported their fourth studio album, hit Nationals Park on Aug. 14, 2015.
- Nine of the shows on the tour took place at MLB parks, including Nationals Park, Fenway Park and Wrigley Field.
- The show, which lasted for two and a half hours, took place on a three-story tier stage and combined country music elements with EDM, rock and pop.
- During a break in the show, Zac Brown changed clothes and returned wearing a button-down shirt and a Washington Nationals baseball cap.

“Billy Joel in Concert”

- On July 20, 2016, legendary musician Billy Joel became the first artist ever to play Nationals Park three times.
- A sold-out crowd watched the Piano Man perform.

Bruce Springsteen and the E Street Band: “The River Tour 2016”

- “The River Tour 2016” marked the first tour in two years for Springsteen and the E Street Band and was performed in support of Springsteen’s 2015 “The Ties That Bind: The River Collection” box set and in celebration of the 35th anniversary of Springsteen’s 1980 album, “The River.”
- After playing at the Verizon Center in January, Bruce Springsteen returned to the nation’s capital and played a nearly three-hour set at Nationals Park on September 1, 2016. Afterward, the band encoored with another eight songs.

James Taylor & His All-Star Band

- James Taylor and His All-Star Band played four concerts at ballparks across the United States in summer 2017.
- Joining Taylor and his band onstage at Nationals Park was a special guest, singer-songwriter Bonnie Raitt.

The 89th Major League Baseball All-Star Game

- Please see the History and Records section for a detailed look at the 2018 All-Star Game festivities.

The Eagles and James Taylor & His All-Star Band

- The legendary Eagles came to Nationals Park on July 26 as part of their 2018 North American Tour. The concert at Nationals Park was one of only two concerts in the summer of 2018 that featured both the Eagles, who have sold more than 120 million albums worldwide, and James Taylor and His All-Star Band.

Zac Brown Band 2018: Down the Rabbit Hole Live! with very special guest OneRepublic

- Country music group Zac Brown Band made their third career appearance at Nationals Park on July 27. The stop was part of their eighth headlining concert tour and the visit featured an opening act from pop-rock band OneRepublic.

2019 World Series

- Please visit the first section of the 2022 Media Guide for a detailed look at the 2019 Postseason

2021 Hella Mega Tour: Green Day, Fall Out Boy, and Weezer featuring special guest The Interrupters

- In the first concert since the 2018 season, the Hella Mega Tour stopped at Nationals Park on August 8, co-headlined by rock bands Green Day, Fall Out Boy, and Weezer. Due to the COVID-19 pandemic, Fall Out Boy was unable to perform, but Green Day and Weezer rocked out at a packed Nationals Park.



UPCOMING EVENTS

The Stadium Tour: Mötley Crüe and Def Leppard with special guests Poison and Joan Jett & The Blackhearts

The Stadium Tour, a co-headlining tour by British rock band Def Leppard and American rock band Mötley Crüe, is scheduled to play a show at Nationals Park on June 22, 2022.

Poison and Joan Jett & The Blackhearts are special guests on the tour. This will be Mötley Crüe's first major tour since 2015.

Lady Gaga: The Chromatica Ball Summer Tour

On August 8, Lady Gaga will kick off the national leg of her Chromatica Ball Summer Tour at Nationals Park. It will mark her first performance at Nats Park and is just one of 14 stops in her international arena tour.

Bad Bunny: World's Hottest Tour featuring very special guest Alesso

In his first stadium tour, Bad Bunny brings his World's Hottest Tour to Nationals Park on August 23.

Joining Spotify's most listened-to artist in the world and Billboard's #1 Latin Artist in the US is very special guest and GRAMMY® nominated DJ and Record Producer, Alesso.


2022 World Tour: Red Hot Chili Peppers with very special guests The Strokes and Thundercat

On September 8, 2022, Red Hot Chili Peppers will perform for the first time at Nationals Park with very special guests The Strokes and Thundercat.

Farewell Yellow Brick Road The Final Tour: Elton John

Returning to Nationals Park for the first time since 2009, Elton John continues his Farewell Yellow Brick Road: The Final Tour on September 24, 2022.

As part of the Face to Face 2009 Tour, Elton John co-headlined with Billy Joel as the first concert ever performed in Nationals Park history.



HOME RUN MARKERS

Prior to the 2015 season, the Washington Nationals announced a project to mark the landing spots of long and/or significant home runs at Nationals Park. These historic markers paid homage to the white seats at Robert F. Kennedy Memorial (RFK) Stadium that marked the mammoth home runs hit by Washington Senators slugger, Frank Howard.

The following six home runs were the initial group of home runs marked by either a plaque or with a red painted seat.

Name	Date	Opponent	Location
Ryan Zimmerman <i>Nationals Park Inaugural Game Walk-Off Home Run</i>	3/30/2008	Atlanta Braves	Section 100, Row A, Seat 14
Jayson Werth <i>Walk-Off Home Run in Game 4 of the NLDS</i>	10/11/2012	St. Louis Cardinals	Visitors Bullpen Back Wall (plaque)
Michael Morse <i>Longest home run (465 feet per ESPN) in Nationals Park history (2008-pres.) as of the start of 2017</i>	7/20/2012	Atlanta Braves	Budweiser Brew House Back Railing (plaque)
Adam LaRoche <i>Upper Deck Home Run</i>	4/5/2014	Atlanta Braves	Section 236, Row A, Seat 14
Bryce Harper <i>Upper Deck Home Run</i>	4/9/2014	Miami Marlins	Section 234, Row F, Seat 11
Bryce Harper <i>NLDS Game 1 Upper Deck Home Run</i>	10/3/2014	San Francisco Giants	Section 234, Row C, Seat 5

The following home runs have since been marked around Nationals Park

Name	Date	Opponent	Location
Bryce Harper <i>Batter's Eye Home Run</i>	4/18/2015	Philadelphia Phillies	Batter's Eye Green Wall (plaque)
Bryce Harper <i>Upper Deck Home Run</i>	5/26/2016	St. Louis Cardinals	Section 236, Row A, Seat 11
Bryce Harper <i>Upper Deck Home Run</i>	7/20/2016	Los Angeles Dodgers	Section 236, Row J, Seat 12
Bryce Harper <i>Upper Deck Home Run</i>	5/26/2017	San Diego Padres	Section 236, Row A, Seat 6
Matt Adams <i>Upper Deck Walk-Off Home Run</i>	4/28/2019	San Diego Padres	Section 234, Row E, Seat 2
Kyle Schwarber <i>Upper Deck Home Run</i>	5/29/2021	Milwaukee Brewers	Section 236, Row C, Seat 9
Kyle Schwarber <i>Upper Deck Home Run</i>	6/28/2021	New York Mets	Section 234 Row H, Seat 6

NATIONALS IN THE COMMUNITY





WASHINGTON NATIONALS COMMUNITY RELATIONS

The Washington Nationals are committed to enhancing the quality of life for citizens in the Washington, D.C. region. The primary focus is on initiatives that honor military families, encourage youth participation in baseball and softball, and support K-12 education in the community.

MILITARY INITIATIVES

The Washington Nationals are proud to work with the large community of military bases, installations and hospitals that serve as permanent or temporary homes to military service members and their families living in the Washington D.C. metropolitan area.

» NATS ON BASE

Through the Nats on Base initiative, the Nationals aim to provide year-round experiences that contribute to the quality of life for service members and their families in the Washington D.C. region, reaching them where they live and work - as well as in-Park. The team works with regional and base leadership to develop programming and identify outreach opportunities at local installations.



- **Professional Development**

Leadership Exchange

Nationals front office executives and coaching staff offer non-military perspectives to service members on a variety of topics, including leadership and specialty fields (security/planning, facilities, field maintenance, etc.).

Negro Leagues Panel

The Washington Nationals believe we have a responsibility to address national issues. One way that we can encourage dialogue on race relations is through the context of the rich history and painful legacy of Negro League Baseball.

Employee Recognitions

The Nationals will align with base recognition programs, providing prizes and recognition for employees of the quarter and/or the year.



• **Intramural Support**

Uniform program

The Washington Nationals provide, at no cost to the teams, a Nationals-branded jersey and cap to each man or woman participating in base-affiliated softball leagues. Teams are differentiated through the use of a variety of styles and colors of T-shirts, jerseys and caps.

Battle of the Bases

A tournament that serves as an extension of the intramural season, culminating in a championship game being played at Nationals Park postgame.

• **Morale, Welfare, and Recreation**

Summer Reading

The Nationals work with base libraries and CYP programs to encourage reading over the summer months. We offer an initial elementary-aged activity book to engage youth, and then reward participants with ticket vouchers for achieving summer reading goals.

Base Program Support

The Nationals support in a variety of ways including mascots, NatMobile, and player appearances, as well as ticket and promotional giveaways.

Player visits

The Washington Nationals annually visit Walter Reed National Military Medical Center in Bethesda as part of the team's commitment to the military community.

» ***In-Park Recognitions***

• **Branch Days presented by Raytheon Technologies**

The Nationals dedicate a special game to honor and celebrate each of the six branches of the military, as well as the National Guard. At each of these games, representatives from the branch will participate in the pregame ceremony and the Salute to Service.

• **PenFed Patriotic Series**

Military Appreciation Day

At this game, the Nationals will provide two complimentary tickets to active duty, dependents, veterans, retirees and reservists with military ID or proof of service, while supplies last.

Memorial Day

Independence Day

Heroes Day – September 11th Remembrance

• **Salute to Service**

The Nationals offer premium seating in the Terra Club for select military groups and their families during every home game. At the end of the third inning, honorees are recognized on the NatsHD scoreboard and receive a standing ovation from fans. Tickets are allocated through military hospitals and support organizations and are not available for individual distribution.



EDUCATION INITIATIVES

» SUMMER READING

Building on the success of the program throughout the last eight years, the Nationals are proud to have partnered with every municipal library system in the D.C. metropolitan area including the following systems:

- DC Public Library
- Arlington Public Library
- Prince George's County Memorial Library System
- Alexandria Public Library
- Fairfax County Public Library
- Loudoun County Public Library
- Montgomery County Public Libraries
- Department of Defense Morale, Welfare and Readiness

Participants who successfully complete their local library system's program receive a voucher for two free tickets to a future Nationals game.

» NATS PREP

NatsPrep is a partnership between the Nationals and the DC Public Schools Academies of Hospitality and Tourism offering an in-depth course for students interested in hospitality, sports promotion and event management careers.

The Nationals work directly with students throughout the school year by providing experiential seminars with Nationals executives and a pathway to paid summer internship experiences for students who successfully complete the program.

The program has been well-received by the students, faculty advisors and Nationals staff, who have stepped up to serve as presenters and mentors for these seminars.

DCPS Chancellor Dr. Lewis Ferebee continues to give the program his enthusiastic support.

» GRAND SLAM SCHOOLS

The Nationals Grand Slam Schools program aims to support member schools through three main pillars of Reading/Literacy, Physical Education and STEM Education as well as in ways that reflect the specific needs and priorities of individual member schools.

The Nationals have assets that can help expand education opportunities for students and provide teachers and schools with fun and strategic ways to engage students and associate them with the national pastime of baseball and their local team, the Washington Nationals.

Member schools for the 2021-2022 academic year include:

- Hearst Elementary School
- Murch Elementary School
- Stoddert Elementary School
- Van Ness Elementary School
- Amidon-Bowen Elementary School
- Whittier Education Campus
- Ketcham Elementary School
- Ross Elementary School
- Wheatley Education Campus
- Garrison Elementary School
- Fort Belvoir Upper School (Va.)
- Fort Belvoir Primary School (Va.)
- Tyler Elementary School
- Payne Elementary School
- East Silver Spring Elementary School (Md.)
- West Education Campus (John R. Lewis Elementary School)
- Piney Branch Elementary School (Md.)



YOUTH BASEBALL AND SOFTBALL INITIATIVES

An enduring tenet of the Nationals community work is serving area youth ballplayers and their leagues. The primary focus is to:

- Provide resources, programs, and experiences that support and improve the quality of the youth baseball experience.
- Create lasting and meaningful connections for young people and their hometown team.

» **Team UP**

Started in 2015, Team UP is a cornerstone program for the franchise. Now in its eighth year, Team UP supports 28 leagues (nine in DC, 16 in Va. and three in Md.), more than 1,400 teams, and serves more than 16,000 kids. In the six years of the program not affected by COVID (2015-2019 and 2021), the leagues report that Team UP has collectively saved them more than \$1,900,000.

Originally designed to defray costs by providing uniform merchandise, Team UP quickly became a robust, multi-dimensional program offering opportunities that cultivate a passion for baseball. Team UP leagues are members in the program and receive unique benefits. In addition to no-cost merchandise, over the years member leagues have received:

- Personal player visits
- Free ticket game days
- Unique experiences including marching in the World Series parade, mascot visits, free WinterFest attendance, ceremonial first pitches, etc.
- Free clinics (youth, coaching, field maintenance)

Other Activities

The Nationals also offer youth baseball support and recognition through:

- Youth clinics led by the Washington Nationals coaching staff
- Equipment drive
- *Champions Day* to recognize high school, 12U and 10U area teams that have won state, regional or national championship titles.



PLAYER PROGRAMS

» **JOSH BELL**

Service has always been part of Josh's life. Recently this service has come into sharper focus with his passions driving him to address environmental racism - the persistent disparity of resources in many black communities that perpetuate the cycle of inequality and poverty. Josh is dedicated to social reform advocacy, educating kids about food nutrition, teaching skills for self-improvement and for "being a good human."

- 2020 Pittsburgh Pirates Roberto Clemente Award Nominee

» **FOR MORE INFORMATION**

Player Relations: Shawn Bertani, Shawn.Bertani@nationals.com

Military Initiatives: Nicole Murray, Nicole.Murray@nationals.com

Educational Initiatives: Alex Robbins, Alex.Robbins@nationals.com

Youth Baseball and Softball Initiatives: Sade Means, Sade.Means@nationals.com

www.nationals.com/Community

MLB COMMUNITY AWARDS

YEAR	ROBERTO CLEMENTE NOMINEE	HEART AND HUSTLE NOMINEE	BOB FELLER ACT OF VALOR NOMINEE (Est. 2013)
2005	Jamey Carroll	—	—
2006	Chad Cordero	Alfonso Soriano	—
2007	Ryan Zimmerman	Ryan Zimmerman	—
2008	Joel Hanrahan	Jesus Flores	—
2009	John Lannan	Ryan Zimmerman	—
2010	Josh Willingham	Ian Desmond	—
2011	Ian Desmond	Ian Desmond	—
2012	Ryan Zimmerman	Bryce Harper	—
2013	Ryan Zimmerman	Ian Desmond	Ross Detwiler
2014	Ian Desmond	Ian Desmond	Adam LaRoche
2015	Denard Span	Ian Desmond	Craig Stammen
2016	Ryan Zimmerman	Daniel Murphy	—
2017	Ryan Zimmerman	Anthony Rendon	—
2018	Ryan Zimmerman	Trea Turner	Sean Doolittle (Winner)
2019	Anthony Rendon	Howie Kendrick (Winner)	—
2020	Sean Doolittle	—	—
2021	Max Scherzer	Trea Turner	—

» **ROBERTO CLEMENTE AWARD**

Since 1972, Major League Baseball has annually presented an award (originally known as The Commissioner's Award) to the player who best exemplifies the game of baseball, sportsmanship, community involvement, and the individual's contribution to his team.

In 1973, following the tragic death of Roberto Clemente, the award was renamed to honor the man whose spirit and goodwill will always be remembered. The award recognizes those individuals who truly understand the value of helping others.

A panel of baseball dignitaries, including Vera Clemente and MLB Commissioner Rob Manfred, annually select a winner from a list of 30 nominees, one from each Major League Baseball club.

» **HEART AND HUSTLE AWARD**

Created by the Major League Baseball Players Alumni Association in 2005, the Heart & Hustle Award is voted on by Alumni and active Major League players and is presented annually to an active player who demonstrates a passion for the game of baseball and best embodies the values, spirit and traditions of the game.

The MLBPAA formed 30 committees, comprised of Alumni players with established relationships to each team. One player from each Major League team is chosen by the committees based on the passion, desire, and work ethic demonstrated both on and off the field. These players are recognized prior to a late-season home game. As the season draws to a close, fans, all Alumni, and active players vote to select the final winner from the 30 team nominees.

After his outstanding 2019 season - and his many heroics to the Nationals to the 2019 World Series Championship - infielder Howie Kendrick was named the winner of the Heart and Hustle Award by the MLBPAA.

» **BOB FELLER ACT OF VALOR AWARD**

The Bob Feller Act of Valor Foundation, through the unique intersection of baseball and the US Navy, recognizes and honors those who support service men and women with the Bob Feller Act of Valor Award. The award uses Bob Feller's story to educate the youth of today on lessons of citizenship, service to one's country, and sacrifice in times of great national need. Teaching the legacy of the Greatest Generation to the youngest generation helps instill in them the virtues of service to others. Sean Doolittle was chosen as the league-wide, national winner in 2018.



TOGETHER WE ARE #NATS4GOOD - Official charitable arm of the Washington Nationals

Every professional sports team plays an important role in the civic fabric of its community – authentically knitting together a diverse citizenry in allegiance to a shared fandom. The Washington Nationals are committed to leveraging its powerful, unifying, and highly visible brand to galvanize community engagement that delivers impact greater than the sum of its individual parts.

Nationals Philanthropies is the official charitable arm of the Washington Nationals. Its mission is to champion opportunities for all residents of the Greater Washington region to thrive by inspiring investment in the community. The organization delivers on this commitment by spurring investment in community-based programs that address the disparity of opportunity for residents of the region across a variety of needs.

Since 2007, the foundation has issued over \$6.4 million in grants to local organizations. Through its signature program, the Nationals Youth Baseball Academy, the organization operates year round holistic youth development and baseball instruction activities. Since 2013, the organization has invested \$37 million for facility construction and annual programming through the Academy.

More updates about new projects, events, and initiatives will be available throughout the season. For information, please contact philanthropies@nationals.com or visit nats4good.org.

LOOK BACK: DELIVERING LOCAL IMPACT IN 2021

As a new kind of community foundation, Nationals Philanthropies exists to pull together members of our community to invest in the programs and services that provide the greatest opportunities for all residents to thrive. By joining hands last year, thousands of Nationals fans stepped up to help neighbors in need across the region during one of the most unprecedented times of hardship and uncertainty that touched our backyard and every corner of the world.

Here is a snapshot of what was accomplished together in 2021 as #NATS4GOOD:

- Nationals Philanthropies issued 20 grants to local nonprofits delivering critical programs and services to residents. In the past three years, we have issued funds to 60 different local organizations and invested over \$1.5 million through community grants.
- At the Home Plate Celebration, Nationals Philanthropies honored World Central Kitchen with its Power of Baseball Award for transforming Nationals Park into a food prep site and delivering nearly 1 million meals to D.C. residents during the early months of the COVID-19 pandemic.
- The total jackpot for the 5050 Raffle reached nearly \$1 million last season, and Nationals fans went home with half of that. The raffle raises key support to advance our community impact work, so everybody wins!
- Construction began on a fourth Legacy Field carrying the name of a current or former Nationals player. The field, scheduled to open in 2022 and located in Ward 8, will be home to a variety of baseball programs including introductory clinics and competitive play run by the Academy.
- For the second consecutive year, the Washington




Nationals were named a finalist for Major League Baseball’s prestigious Allan H. Selig Award for Philanthropic Excellence. The youth baseball and softball programming offered at the Nationals Youth Baseball Academy (YBA PLAY and HUSTLE) was recognized for not only fostering baseball and softball talent but also improving the social emotional skills and overall physical health of area youth.

•Contributions from Nationals fans through the “Buy A Bag” campaign allowed us to distribute over 2,785 produce bags from the weekly farmers market at Nationals Academy. This provided 13,945 meals worth of fresh fruits and veggies to local residents.

Public contributions make this impact possible, fueling our future to build steadily toward a more equitable community.

For the latest Nationals Philanthropies news, visit nats4good.org/news.



LOOK AHEAD: 2022 FUNDRAISERS + EVENTS*

As Nationals Philanthropies continues to build a culture of philanthropy in the region, cornerstone activities galvanize the Washington Nationals base – including players, fans, and corporate champions – to support the community, most often by flexing their wallets through fundraising activations. Grassroots fundraising activations spur small dollar contributions from what the organization calls “Citizen Fans” – residents of the region who may also be fans of the Washington Nationals.

IN-STADIUM FUNDRAISERS

» 5050 RAFFLE - All Season

The 5050 Raffle is back at Nationals Park and online this spring. To date, the total 5050 Raffle jackpot has exceeded \$5.2 million dollars. Cash, credit cards, and debit cards are accepted. New prizes and more ticket options this season give fans even more ways to win. For more information and to purchase tickets, visit nats4good.org/5050.


» SCOREBOARD MESSAGES - All Season

Nationals guests wishing to display general welcome, birthday, or anniversary messages on the NatsHD scoreboard may do so by making a \$100 donation to Washington Nationals Philanthropies at least 24 hours prior to the start of the game they wish to have their message appear. Scoreboard messages are displayed during the middle of the fifth inning. For more information and to purchase messages, visit nationals.com/scoreboard.

» PHILANTHROPIES DAY - June 19

In advance of this annual in-park celebration, a new collection of branded items and signed memorabilia will be available to supporters. Ball and jersey packs go on sale this spring. Quantities are limited and all proceeds benefit Nationals Philanthropies. For more information, visit nats4good.org/wnpday.





» **JERSEYS OFF THEIR BACKS - Sept. 26 – Oct. 2**

Jerseys Off Their Backs is the longest running fundraiser hosted by Nationals Philanthropies. During the final homestand of the regular season, fans can purchase raffle tickets for the chance to win an authentic, autographed jersey “off the back” of a Nationals player or coach at the conclusion of the season. For more information, visit nats4good.org/jerseys.

For other ways to support, visit nats4good.org/ways-to-give.

FUNDRAISING EVENTS

» **NATIONALS HOME RUN CHARITY 5K – April 22-29**

Building off the success of robust fan participation in its inaugural year, the Nationals Home Run Charity 5K returns for a second virtual run in April 2022. Registration opened at the end of February and is available through the end of Virtual Race Week. All registered runners receive a full race kit including event shirt, race bib, and finisher’s medal. For the first time, fans will have the opportunity to come together in-person for an exclusive Finish Line Party at the conclusion of race week.



» **SIGNATURE FUNDRAISING GALA – June 19**

Nationals Philanthropies once again takes its signature fundraising gala, the team’s premier off-the-field event, to an exciting venue. Supporters and sponsors are invited to come together at MGM National Harbor to celebrate the true meaning of #NATS-4GOOD. The event features a cocktail reception, silent auction, live entertainment, and an exclusive after party as well as the presentation of the annual Power of Baseball award.

For more information about fundraising events, visit nats4good.org/events.

*Dates are subject to change.



WASHINGTON
NATIONALS
YOUTH BASEBALL
ACADEMY



WASHINGTON NATIONALS
YOUTH BASEBALL ACADEMY

3675 ELY PLACE





SIGNATURE PROGRAM OF NATIONALS PHILANTHROPIES

As the signature program of Nationals Philanthropies, the Washington Nationals Youth Baseball Academy uses baseball and softball as vehicles to foster positive character development, academic achievement, and improved health among youth living east of Anacostia River. It embodies the broader mission to champion opportunities for residents of the Washington region to thrive.

The Academy operates out of a nine-acre education and recreation campus. The facility opened in March 2014 and features an 18,000 square foot “education clubhouse” complete with seven classrooms, a teaching kitchen, and multi-purpose training and education space. The grounds include three lighted, turf fields – two multipurpose youth baseball/softball diamonds and a full 90-foot diamond.

The culture at the Academy is grounded in the positive values of sports – instilling in Scholar Athletes a love of physical activity as well as the qualities of determination, resiliency, teamwork, and goal setting. Programs impart a lasting impact through holistic youth development activities – including academic enrichment, physical activity anchored in baseball and softball instruction, and health education.

» **BOOKS & BASEBALL / Exposure**

Ages 3-5, citywide

A blended approach to introducing children to the game of baseball that uses storytelling to generate excitement for the game and teaches basic athletic skills through fun weekly clinics

» **YBA PLAY / Engagement**

Ages 5-12, citywide

A seasonal league that makes the game more accessible to young players. Modified game rules enable a faster pace of play and recognize effort over skill, allowing for deeper engagement and love for the game of baseball.

» **HUSTLE / Development**

Age 9-17, Wards 7 & 8

A program for players eager for higher competition and advanced skill development. Participants play games against local talent, engage in tournaments, showcases, and “pro” workouts to hone skills, develop on-field accuracy, discipline, and athleticism. HUSTLE sets players up to pursue athletics in high school and beyond.



» **BASE PROGRAM / Education**

Age 8-14, Wards 7 & 8

A holistic, afterschool enrichment program that blends sports activity, nutrition instruction, mentoring, specialized activities, and STEM-focused academic support with socio-emotional skills development. BASE is geared toward overall wellness and ongoing growth.

» **FIELD OF GREENS MARKET / Food Access**

Children & Families, Wards 7 & 8

Operated continuously since 2018 to supply healthy and nutrient-dense food, the Field of Greens Farmers Market is the only year-round farmers market for community residents in Ward 7 and features shares of fresh produce at a greatly subsidized rate.

For more information, visit natsacademy.org.

LOOK BACK: ACADEMY 2021 HIGHLIGHTS

Despite continued uncertainty of a lingering health pandemic, the Nationals Youth Baseball Academy remained open as a community resource all year for academic enrichment, baseball and softball programming, and the only year-round farmers market in Ward 7. Highlights include:

- Nearly 640 area youth participated in fun and free introductory YBA PLAY clinics or summer leagues. YBA PLAY provides high quality, creative instruction and an opportunity to learn from trained, community-based coaches.
- In May, the Academy celebrated the latest class of eighth-grade Scholar Athletes to graduate from the program. These exceptional youth are already making their mark in high school on and off the field.
- Last year, 60 volunteer mentors committed over 915 hours during weekly meetings with their Scholar Athlete mentees. Our incredible Academy mentors provide responsive support in athletics, academics, and social-emotional development.
- Academy staff distributed 200 turkeys and bags of fresh produce during the fourth annual Turkeypalooza, accounting for more than 900 complete Thanksgiving meals...plus leftovers.



LOOK AHEAD: 2022 KEY DATES*

Public support allows Academy staff to continue to adapt and deliver programs in support of our Scholar Athletes and the surrounding community.

» **HUSTLE OPENING DAY - April**

Competitive youth baseball and softball players take the field at Nationals Academy for the official opening of the HUSTLE spring season.

» **ACADEMY GRADUATION - May**

The annual graduation ceremony recognizes the eighth-grade Scholar Athletes completing the Nationals Academy program and transitioning to high school. Fans are invited to support the next generation of scholars through an annual “Class Gift” fund to propel future Academy programs.

» **ACADEMY DAY - Summer**

Fans and players at Nationals Park join in celebration of the youth development program at Nationals Academy. Scholar Athletes participate in the pre-game ceremonies in recognition of their hard work on and off the field

» **MUSHBALL CLASSIC TOURNAMENT - Fall**

The annual Mushball Classic invites organizations from all industries across the Washington, D.C. region to form a team and compete in a softball-style tournament held at the Nationals Youth Baseball Academy.

Learn more at natsacademy.org.

*Dates are subject to change.





THE NATIONALS AND THE USO TOUR

On several occasions, the Washington Nationals have been personally invited to join the General Martin E. Dempsey, former Chairman of the Joint Chiefs of Staff, on his annual Chairman's USO Holiday Tour. Nationals participants have included Aaron Barrett (2020) and Adam Eaton (2020), as well as former players Doug Fister (2014), Adam LaRoche (2013), Ross Detwiler (2012) and Craig Stammen (2012).

The trip is a whirlwind tour across several countries that is calculated down to the second. For safety reasons, little is known about the trips ahead of time. Past tours have included visits with service members all over the world, including Poland, Romania, Greece, Afghanistan, Italy, Germany, the United Kingdom, Turkey, Bahrain and Kyrgyzstan. Though it's an exhausting stretch of days, every participating player has returned home inspired and with a changed perspective.



"I'll tell you, this won't be my last USO tour. They've touched our hearts. They put their lives on the line over here every single day. Hopefully, we were able to put a smile on their faces."

-Adam Eaton, 2020

"It's humbling. It has been such an amazing journey to be able to give these men and women thanks and to tell them how much we appreciate what they do. We wouldn't be able to play this great game without them, and it's amazing."

-Aaron Barrett, 2020



"The Chairman's USO holiday tour really opened my eyes to the world—and the war. The sacrifice, the threats, the teamwork and chemistry needed between individuals, are just a few of the many things that we were shown throughout this experience."

-Doug Fister, 2014

"I can't say I ever really looked at the flag and thought, 'Somebody paid the price for that.' I will now. I hope it's going to be a lot easier to not take those things for granted like we typically do."

-Adam LaRoche, 2013



"This trip was truly life changing and I will never look at this war or the soldiers the same."

-Ross Detwiler, 2012

FRONT OFFICE & OWNERSHIP





Dear Nats Fans:

Welcome to the 18th season of Washington Nationals baseball and our 15th playing in beautiful Nationals Park! We hope you and your families are staying safe and healthy.

The baseball operations department has had a busy Spring Training! We are thrilled to have an exciting new addition to our field lineup, Nelson Cruz. The introduction of the designated hitter into the National League allowed Mike Rizzo and his staff some flexibility, and we truly believe we got one of the best ones on the market. His career achievements speak for themselves, and his impact in the clubhouse and work off the field are traits that we truly admire.

Two players that we know will appreciate the presence of Nelson in the lineup are Juan Soto and Josh Bell. What more can you say about Juan Soto? He has become a pillar of our organization and one of the best players in Major League Baseball right before our eyes. Not only does he have incredible talent, but his attitude, energy and enthusiasm are infectious. We're again excited to watch Josh Bell hit in the middle of the lineup. We saw what he was capable of. From the middle of May until the end of the season, he was one of the top power bats in the National League.

Some exciting new faces that we caught glimpses of last season, Josiah Gray and Keibert Ruiz, are poised to take that next step. They are going to be an exciting part of the future of our organization.

We are thrilled to have a few familiar faces back with us. Sean Doolittle, Aníbal Sánchez and Gerardo Parra reported to West Palm Beach, and it was as if they never left. Their contributions to our 2019 World Series Championship will not be forgotten, and it is great to have them back wearing the Curly W.

This season, the team on the field may be different than what fans are used to seeing. However, we trust the plan that Mike Rizzo has in place. In addition, we have one of the best leaders out there in Davey Martinez. We know he will get the absolute most out of the group we put together.

While we understand how frustrating the delayed season was for you, we are all looking forward to an exciting season in the District of Champions. We sincerely thank you for your loyalty to our ball club, and we can't wait to see all of you back at Nationals Park cheering on this exciting team!

Go Nats!

Theodore N. Lerner

Edward L. Cohen

Annette M. Lerner

Debra Lerner Cohen

Mark D. Lerner

Robert K. Tanenbaum

Judy L. Lerner

Marla Lerner Tanenbaum

WASHINGTON NATIONALS FRONT OFFICE DIRECTORY



WASHINGTON NATIONALS BASEBALL CLUB
 Nationals Park
 1500 South Capitol Street, S.E.
 Washington, DC 20003
 202.640.7000
nationals.com | [@nationals](https://twitter.com/nationals)

PRINCIPAL OWNERS

Managing Principal Owner.....	Mark D. Lerner
Founding Principal Owner.....	Theodore N. Lerner
Principal Owner.....	Annette M. Lerner
Principal Owner.....	Marla Lerner Tanenbaum
Principal Owner.....	Debra Lerner Cohen
Principal Owner.....	Robert K. Tanenbaum
Principal Owner.....	Edward L. Cohen
Principal Owner.....	Judy Lenkin Lerner

FOUNDING PARTNERS

- Paxton K. Baker
- James T. Brown
- Alphonso Maldon, Jr.
- B. Doyle Mitchell
- Raul R. Romero
- Rodney E. Slater

PARTNERS

Fredrick D. Schaufeld; Clifford A. White; Anthony P. Nader; Jonathan Ginns; David Dupree; John W. "Squire" Galbreath; Arthur N. Fuccillo; Jacob K. Schwalb; Harris L. Schwalb; Alan H. Gottlieb; Lori A. Creasy; Margaret M. Mekenie; Fred S. Zeidman

EXECUTIVE MANAGEMENT

Chief Operating Officer, Lerner Sports.....	Alan Gottlieb
Executive Vice President, Business Operations.....	Mike Carney
Senior Vice President.....	Elise Holman



BASEBALL OPERATIONS

President of Baseball Operations & General Manager.....	Mike Rizzo
Assistant General Manager & Vice President, Scouting Operations.....	Kris Kline
Vice President & Assistant General Manager, Finance	Ted Towne

Major League Operations

Vice President & Assistant General Manager, Baseball Operations.....	Michael DeBartolo
Assistant General Manager, Player Personnel.....	Mark Scialabba
Vice President, Clubhouse Operations & Team Travel	Rob McDonald
Senior Advisor to the General Manager.....	Jack McKeon
Special Assistant, Major League Administration	Harolyn Cardozo
Assistant, Major League Administration	Jordan Missal
Assistant Director, Baseball Operations.....	James Badas
Assistant, Baseball Operations	Jason Fixelle
Quality Assurance Coordinator.....	Jonathan Tosches
Manager, Advance Scouting.....	Greg Ferguson
Coordinator, Major League Video & Technology	Kenny Diaz
Assistant, Major League Video & Technology	Mike Triller
Clubhouse & Equipment Manager	Mike Wallace
Assistant, Clubhouse Operations & Team Travel	Kate Donnelly
Clubhouse Manager - Visiting Clubhouse.....	Matt Rosenthal
Equipment Manager.....	Dan Wallin
Clubhouse Assistant.....	Mike Gordon
Clubhouse Assistant.....	Andrew Melnick
Clubhouse Assistant.....	Gregory Melnick

Baseball Research and Development

Senior Director, Baseball Research & Development.....	Lee Mendelowitz
Assistant Director, Baseball Research & Development.....	Max Ehrman
Manager, Major League Strategy	David Higgins
Lead Analyst, Baseball Research & Development.....	Michael Schatz
Analyst, Baseball Research & Development.....	Carmen Ciardiello
Analyst, Baseball Research & Development.....	David Gagnon
Analyst, Baseball Research & Development.....	Lee Przybylski
Analyst, Baseball Research & Development.....	Omar Taveras
Coordinator, Player Development Analytics.....	Jordan Rassmann
Senior Developer, Baseball Research & Development.....	Jason Holt
Senior Developer, Baseball Research & Development.....	Jay Liu
Data Engineer.....	Chris Jordan

Medical Services

Executive Director, Medical Services	Harvey Sharman
Lead Team Physician.....	Dr. Robin West
Director, Athletic Training.....	Paul Lessard
Head Athletic Trainer.....	Dale Gilbert
Team Physician and Internist	Dr. Dennis Cullen
Team Physician, Minor League and Florida Operations	Dr. Bruce Thomas
Head Strength & Conditioning Coach.....	Brett Henry
Assistant Major League Strength & Conditioning Coach	Tony Rogowski
Corrective Exercise Specialist	Patrick Panico
Medical & Rehab Coordinator	Jonathan Kotredes
Team Chiropractor	Dr. Hiran Bagy
Director of Visual Performance	Dr. Keith Smithson, .O.D.
Team Dentist.....	Dr. Hugo Bonilla, DDS MS
EAP Coordinator.....	Frank Jans

Scouting

Vice President & Assistant General Manager, International Operations..... Johnny DiPuglia
 Director, International Operations..... Mike Cadahia
 Director, Player Procurement..... Kasey McKeon
 Director, Scouting Operations..... Eddie Longosz
 Director, Latin America Scouting..... Fausto Severino
 Special Assistant to the VP, International Operations Ricky Gutierrez
 Special Assistant to the General Manager..... Steve Arnierri
 Special Assistant to the General Manager..... Michael Daughtry
 Special Assistant to the General Manager..... Willie Fraser
 Special Assistant to the General Manager..... Jeff Harris
 Special Assistant to the General Manager..... Greg Hunter
 Special Assistant to the General Manager..... Dan Jennings
 Special Assistant to the General Manager..... John Mirabelli
 Special Assistant to the General Manager..... Mike Pagliarulo
 Special Assistant to the General Manager..... Jay Robertson
 Special Assistant to the General Manager..... Bob Schaefer
 Special Assistant to the General Manager..... De Jon Watson
 Special Assistant to the General Manager & Director, Pitching Evaluation..... Jeff Zona
 Director, Pitching Evaluation
 Assistant Director of Amateur Scouting..... Mark Baca
 West Coast Crosschecker..... Fred Costello
 Midwest Crosschecker..... Jimmy Gonzales
 Area Supervisor..... Bryan Byrne
 Area Supervisor..... Brian Cleary
 Area Supervisor..... Ben Diggins
 Area Supervisor..... James Goodwin
 Area Supervisor..... Kevin Ham
 Area Supervisor..... Bob Hamelin
 East Coast Crosschecker..... Alan Marr
 Southeast Crosschecker & Area Supervisor..... Alex Morales
 Latin America Crosschecker..... Alex Rodriguez
 Latin America Crosschecker..... Riki Vasquez
 Assistant, International Scouting..... Taisuke Sato

Player Development

Director, Player Development..... De Jon Watson
 Assistant Director, Player Development..... John Wulf
 Director, Minor League Operations..... Ryan Thomas
 Senior Advisor, Player Development..... David Jauss
 Senior Advisor, Player Development..... Spin Williams
 Director, Player Development Tech & Strategy..... David Longley
 Catching Coordinator..... Randy Knorr
 Field Coordinator..... Bobby Henley
 Assistant Field Coordinator..... Jeff Garber
 Outfield & Base Running Coordinator..... Coco Crisp
 Infield Coordinator..... Jose Alguacil
 Pitching Coordinator..... Sam Narron
 Quality Control Coordinator..... Bill Mueller
 Hitting Coordinator..... Joe Dillon
 Lower Level Hitting Coordinator..... Troy Gingrich
 Lower Level Pitching Coordinator..... Michael Tejera
 Rehab and DR Pitching Coordinator..... Mark Grater
 Medical & Rehab Coordinator..... Gene Basham
 Assistant Medical Coordinator..... Jeff Allred
 Athletic Trainer..... Cesar Roman
 Coordinator, Minor League Video..... Allan Bekerman
 Strength & Conditioning Coordinator..... Gabe Torres
 Minor League Nutritionist..... Emily Kaley
 Player Education and Cultural Development Coordinator..... Andrew Scarlata
 Minor League Clubhouse & Equipment Manager..... Carlos Felix

Assistant, Clubhouse	Scott Paquin
Assistant Director, Minor League Operations.....	JJ Estevez
Manager, Florida Operations.....	Dianne Wiebe

BALLPARK OPERATIONS

Senior Vice President & General Manager of Nationals Park	Frank Gambino
Senior Vice President, Ballpark Operations.....	Lisa Marie Czop

Groundskeeping

Director, Field Operations.....	John Turnour
Field Manager.....	Cameron Basila
Field Supervisor	Max Wadsworth
Assistant Field Manager.....	Jeff Fleetwood

Retail

Executive Director, Retail.....	Andrew Boswell
Warehouse Manager	Keith Butler
Store Manager	Courtney Epps
Senior Manager, Retail Operations	Leah Kelley
Program Manager, Authentics	Abigail Ulewicz
Coordinator, Authentics.....	Chris Mayo
Coordinator, Retail.....	Will Franklin

Event Operations

Director, Events	Kevin Kelley
Manager, Events.....	Adrienne Cleverley
Assistant Manager, Events.....	Kali Fujinami
Coordinator, Events	Giselle Diaz
Coordinator, Ballpark Operations.....	RJ O'Brien
Senior Manager, Venue Services.....	Ryan LoScalzo
Senior Manager, Ballpark Operations.....	Matthew O'Rourke
Lead, Logistics	Brice Goff
Loading Dock Coordinator	Jherick Cooper
Logistics Specialist.....	Garrett Day
Logistics Specialist.....	Eric Mintz
Logistics Specialist.....	Angela Stiles

Guest Experience

Director, Guest Experience.....	Elliott Fodera
Manager, Guest Experience & Ballpark Tours.....	Jillian Pekoske
Coordinator, Guest Experience	Emily Ahnri

Security

Vice President, Public Safety & Security	Scott Fear
Director, Security.....	Gregory Monahan
Manager, Public Safety & Security	Tajanna West
Coordinator, Security.....	Wesley-Xavier Smith
Coordinator, Security.....	Drew Hurley
Supervisor, Special Police.....	Darryl Melton
Supervisor, Special Police.....	Quentin McNeil
Supervisor, Special Police.....	Marcus Farrell
Supervisor, Special Police.....	Tyana Boyd
Officer, Special Police.....	Thornton Brown
Officer, Special Police.....	Krystal Clark
Officer, Special Police.....	Vincent Fields
Officer, Special Police.....	Teresa Ford
Officer, Special Police.....	Alonso Fuentes
Officer, Special Police.....	Joseph Gleason
Officer, Special Police.....	Brian Guadalupe
Officer, Special Police.....	Damon Harari
Officer, Special Police.....	Angela Harris
Officer, Special Police.....	Crystal Johnson

Officer, Special Police.....	Daniel Jones
Officer, Special Police.....	Tanya Jones
Officer, Special Police.....	Kendra Motley
Officer, Special Police.....	Tom Nguyen
Officer, Special Police.....	Anthony Overton
Officer, Special Police.....	Stewart Porter
Officer, Special Police.....	Diana Scott
Officer, Special Police.....	Shanee Simmons
Officer, Special Police.....	Isaiah Smith
Officer, Special Police.....	Shante Stanard
Officer, Special Police.....	Monrosen Toe
Officer, Special Police.....	Susan Torres
Officer, Special Police.....	Lowell Upshaw
Officer, Special Police.....	Dhanielle Washington
Officer, Special Police.....	SanTresa Wright
Officer, Special Police.....	Harold Yeager

Facility Management

Executive Director, Facilities	Vassie Hollamon
Facilities Operations Manager, Ballpark Operations.....	Jeff McClelland
Electrician.....	Georon Baker
Electrician.....	William Sims
Manager, Mechanical Trades	Robert Gouldman
HVAC Technician	Muhammad Diin
HVAC Technician	Robert Henriquez
Plumber.....	William Britt
Plumber.....	Jonathan Felder
Lead, Carpentry.....	Brian Miller
Carpenter	Charles Hritz
Painter, Team Lead	Gary Baggott
Painter	Joseph Baggott, Sr.
Maintenance Mechanic.....	Edson Santos
Manager, Facilities	Samantha Kaufman

EXPERIENCE & HOSPITALITY

Vice President, Experience & Hospitality.....	Jonathan Stahl
Guest Support Specialist	Zoey Johnson

COMMUNICATIONS

Senior Vice President, Chief Communications Officer.....	Jennifer Giglio
Executive Director, Communications.....	Valerie Krebs
Director, Communications.....	Kyle Brostowitz
Senior Manager, Communications	Christopher Browne
Senior Manager, Communications	Melissa Strozza
Coordinator, Communications.....	Devon Bridges

COMMUNITY RELATIONS

Senior Vice President, Community Engagement	Gregory McCarthy
Executive Director, Player & Community Relations.....	Shawn Bertani
Director, Community Relations.....	Nicole Murray
Director, Community Relations.....	Alex Robbins
Manager, Community Relations	Sade Means

FINANCE & HUMAN RESOURCES

Chief Financial Officer	Lori Creasy
-------------------------------	-------------

FINANCE

Vice President & Assistant General Manager, Finance	Ted Towne
Vice President, Accounting	Ross Hollander
Director, Accounting	Michael Page
Senior Accountant	John Baker
Staff Accountant	Tom Bertolino
Manager, Payroll.....	Sanders Royal
Director, Financial Reporting	Michael Sullivan
Financial Accounting Analyst.....	Erin Barry
Senior Director, Purchasing.....	Jorge Fajardo
Manager, Purchasing	Rebecca Rayball
Coordinator, Purchasing	Carey Neff
Senior Manager, Accounts Payable.....	Kimberly Morris
Senior Accounts Payable Specialist	Tasha Millhouse
Senior Payroll Specialist.....	Alethea Owens
Coordinator, Accounts Payable.....	Joyce Gary
Staff Accountant	Ryan Arbesfeld
Financial Accounting Analyst.....	Jennifer Picardo

HUMAN RESOURCES

Senior Vice President & Chief People Officer	Bob Frost
Senior Director, Human Resources.....	Tatiana Diener
Director, Benefits	Stephanie Giroux
Manager, Human Resources.....	Ryan Becker
Coordinator, Human Resources.....	Justin Winters

INFORMATION TECHNOLOGY

Chief Technology Officer	Jason Zachariah
Director, IT Operations	Todd Auerbach
Director, Application Services.....	Larry Garner
Director, Site Technology.....	Ed DiMaio
Manager, IT Help Desk.....	Marc Smith
Manager, Network Operations.....	Kyle Thomas
Manager, Cyber Operations.....	Krystalyn Ellerbe
Cyber Security Analyst.....	Shaun Hill
Analyst, Site Technology	Josh Giordano
Systems Administrator.....	Ashley Ayres
Systems Administrator.....	Jonathan Gilbert
Systems Administrator.....	Imran Khan
Network Engineer.....	Jerry Duhu
Network Engineer.....	Rodney Guidry
Technical Analyst	Yaw Berkoh
Technical Analyst	Alfred Pearse
Technical Analyst	Erika Velasquez

LEGAL

Senior Vice President & General Counsel.....	Betsy Philpott
Deputy General Counsel.....	John Bramlette
Associate Counsel.....	Michael Scott

OFFICE SERVICES

Senior Vice President	Elise Holman
Coordinator, VIP Services	William Tucker
Coordinator, Office Services.....	Warren Johnson
Coordinator, Mailroom	Marc Barnes
Receptionist.....	Tanya Johnson

REVENUE & MARKETING

Executive Vice President, Business Operations.....	Mike Carney
Coordinator, Revenue & Marketing.....	Kira Stoutamire

BRAND MARKETING

Senior Director, Content Creation	Wendy Bailey
Senior Creative Director.....	Kerin Kolonoskie
Senior Manager, New Media	Dan Armelli
Senior Designer.....	Christopher Baker
Senior Designer.....	Dan Frazier
Manager, Marketing Campaigns & Projects.....	Emily Wilson
Manager, Photography & Digital Imagery	Amanda Bowen

BROADCASTING & GAME PRESENTATION

Senior Vice President, Marketing, Broadcasting & Game Presentation.....	Jacqueline Coleman
Director, Promotions & Events.....	Lindsey Norris
Coordinator, Promotions & Events.....	Kelly Trimble
Vice President, Production & Broadcasting.....	Dave Lundin
Senior Director, Video & Broadcast.....	Benjamin Smith
Director, Game Production.....	Michael Masino
Senior Manager, Production & Operations.....	Emilee Harris
Senior Manager, Digital Signage.....	Nicki Goldstein
Manager, Video Production.....	Nathan Baker
Animator	Ed Dominique

CONSUMER REVENUE

Business Strategy & Analytics

Vice President, Business Strategy & Analytics	John Choi
Vice President, Strategic Partnerships	Missy Jenkins
Executive Director, Ticket Strategy	Karl Micka-Foos
Director, Strategic Initiatives.....	Konrad Coutinho
Director, Ticket Strategy	Kevin Zmozynski
Senior Manager, Digital Strategy	Morgan Donnelly
Senior Manager, Sales Analytics & Optimization.....	Luke Holman
Senior Manager, Strategic Partnerships.....	Jake Gore
Manager, Advertising.....	Jay Fitzgerald
Manager, Business Intelligence.....	Dan Crosson

Ticket Sales

Vice President, Ticket Sales & Service	Ryan Bringger
Director, Ticket Sales	Zach Henderson
Senior Manager, Ticket Sales	Justin Wilhelm
Senior Manager, Sales Marketing	Melissa Elguera
Senior Manager, Ticket Sales	Adam Dantus
Senior Manager, Ticket Sales	Rachel McCarrither

Group Sales

Account Executive, Group Sales.....	Josh Grohs
Account Executive, Group Sales.....	Chris Hofer
Account Executive, Group Sales.....	Eric Liskey

Premium Sales & Service

Premium Sales Executive	Daniel Keifer
Account Executive, Premium Client Services.....	Adam Hoyt

Ticket Services

Executive Director, Ticket Services & Operations	Thomas Kildahl
Director, Memberships	Caroline von Schrader
Senior Manager, Client Retention.....	Christopher Bush
Manager, VIP Services.....	Maribel Castro
Manager, Inside Service	Noah Rubin
Senior Account Executive, Membership Services.....	Jared Blue
Senior Account Executive, Membership Services.....	Kacie Haines
Senior Account Executive, Membership Services.....	Brad Herson
Senior Account Executive, Membership Services.....	Tessa More
Account Executive, Membership Services	Carl Baltimore
Account Executive, Membership Services	Cassie Bullis
Account Executive, Membership Services	Lon Morris
Account Executive, Membership Services	Emily Renninger
Account Executive, Membership Services	Jake Whitehead

Inside Sales

Inside Sales Representative	Jake Hoppa
Inside Sales Representative	Jen Rushe
Inside Sales Representative	Jason Smith

Aspire

Sales Consultant	Abbey Lang
Sales Consultant	Hayden Hughes
Sales Consultant	William Jewell
Sales Consultant	Justin Scherr

Inside Service

Inside Service Representative.....	Haley Carkitto
Inside Service Representative.....	Chima Obenwa
Inside Service Representative.....	Brandon Powers

Ticket Operations

Director, Ticket Operations.....	Tyler Hubbard
Senior Manager, Ticket Operations	Emily Opalach
Manager, Box Office	Eric Shields
Assistant Ticket Manager	Anthony Burchette
Assistant Ticket Manager	Valerie Imperial
Assistant Ticket Manager.....	Jessica Mathews
Assistant Ticket Manager.....	Lori Murphy

CORPORATE PARTNERSHIPS

Vice President, Corporate Partnerships	Matt Lemire
Senior Manager, Corporate Partnerships	Fred Jordan
Senior Manager, Corporate Partnerships	Chris Weiner
Senior Manager, Strategic Partnerships.....	Maggie Barbush
Executive Director, Sponsorship Activation.....	Kevin Hill
Director, Sponsorship Activation.....	Sarah Keep Perucci
Director, Suite Sales and Service	Matt Hayes
Senior Manager, Premium & Suite Sales.....	Casey Eliff
Senior Manager, Suite Services	Adam Shor
Senior Manager, Sponsorship Activation	Alexandra Cruz
Manager, Sponsorship Activation	Zaid Abdullah
Manager, Sponsorship Activation	Avery Harries

Ballpark Enterprises

Executive Director, Ballpark Enterprises	Keely O'Brien
Director, Ballpark Enterprises	Kristin Blaser
Manager, Event Sales	Angelyse Henry
Coordinator, Ballpark Enterprises	Zoe Winslow

WASHINGTON NATIONALS DREAM FOUNDATION

Chair	Rick Schifter
Chief Executive Officer	Tal Alter
Chief Marketing & Development Officer	Kate Greenberg
Chief Operating Officer	John Bramlette
Senior Director, Development	Lauren McCarthy
Senior Director, Marketing	Kelly Decerbo
Senior Manager, WNP Operations	Shannon Donohoe
Manager, Grant Writing	Gary Jared
Coordinator, Development	Cameran Garland

WASHINGTON NATIONALS YOUTH BASEBALL ACADEMY

Director, Community & Culture	Charles Sperduto
Director, Academy Operations	Jordan Jones
Director, Sports Programming	Nick Sussman
Director, Academic Programs	Kate Whitaker
Manager, Academy Operations	Andrew Gilbert
Manager, Youth Program Assessment	Brooke Wilson
Manager, Curriculum & Instruction	Sylvia Rushing
Associate, Volunteerism & Alumni Relations	Janay Morant
Security Coordinator	Michael Hatcher
Coordinator, Security	DeCarlos Bennett
Facilities & Operations Assistant	Maceo Campbell
Kitchen Coordinator	Shirley Gomillion
HUSTLE Baseball Coordinator	Devin Hurtado
HUSTLE Softball Assistant Coach	Linda Amarante
Classroom Coordinator	Marsha Williamson
Classroom Coordinator	LaDeja Lippencott
Classroom Coordinator	Raye Thomas
Classroom Coordinator	Jaime Arbesfeld
Classroom Coordinator	Christian Brown
Classroom Coordinator	Stefanie Vestal
Athletic Programs Coordinator	Devin Hurtado
Athletic Programs Coordinator	Val Suarez
Athletic Programs Coordinator	Wells Jones
Athletic Programs Coordinator	Crawford Harris



THE LERNER FAMILY

PRINCIPAL OWNERS

Theodore N. Lerner

Annette M. Lerner

Mark D. Lerner


Judy Lenkin Lerner

Edward L. Cohen

Debra Lerner Cohen

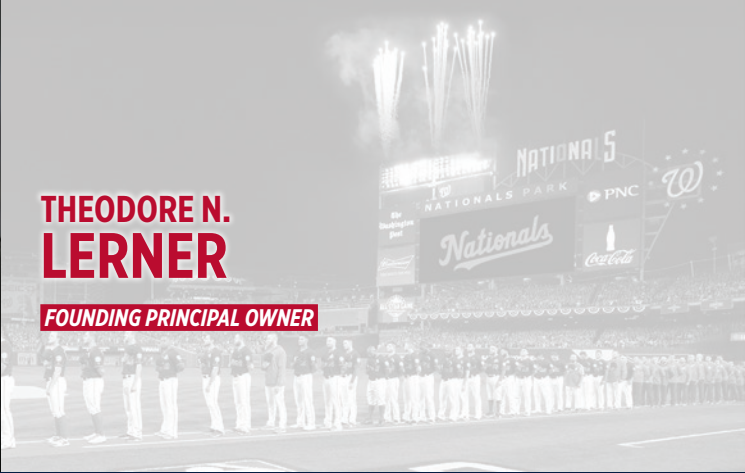
Robert K. Tanenbaum

Marla Lerner Tanenbaum



THEODORE N. LERNER

FOUNDING PRINCIPAL OWNER



For a lifelong baseball fan who paid 25 cents to sit in the bleachers at Griffith Stadium to watch the Senators, and worked as an usher in the ballpark as a teenager, owning the Washington Nationals is the realization of a lifetime dream.

Since becoming the Managing Principal Owner of the Nationals on May 3, 2006, Ted Lerner and his family have worked non-stop to build the Nationals into a world-class baseball team in their hometown.

Knowing how important baseball is to the Nation's Capital, Ted Lerner and the Lerner family are dedicated to making the team a winner and Nationals Park a success for the fans.

Born and raised in Washington, D.C., Ted Lerner founded Lerner Enterprises in 1952, and it is the largest private real estate development company in the metropolitan Washington, D.C. area. Lerner Enterprises is based in Rockville, Md., and was voted Family Business of the Year by the Kogod School of Business at The American University in 1999, and in 2008 was named Visionaries of the Year and Most Influential Commercial Real Estate Company in the Washington area by Bisnow Real Estate. In February 2015, Transwestern awarded Lerner Enterprises the 2015 Private Company TrendSetter of the Year award for their dedication to growth and innovation in the Washington D.C., Maryland and Virginia region. He is a graduate of the George Washington University and has a law degree from the George Washington University National Law Center.

Mr. Lerner has served on the board of trustees and executive committee of the George Washington University. Two buildings have been donated to the University - the Annette and Theodore Lerner Family Health and Wellness Center and the Theodore N. Lerner Hall at the GWU National Law Center. Their private foundation, The Annette M. and Theodore N. Lerner Family Foundation, provides support to many local and international organizations, including the Hebrew University of Jerusalem, the Weizmann Institute of Science, Junior Achievement of the Greater Washington Area, Georgetown Day School, Charles E. Smith Jewish Day School, The Jewish Federation of Greater Washington, B'nai Brith Youth Organization (BBYO), Washington Hospital Center Foundation, the Anti-Defamation League, the Jewish Community Centers of Greater Washington and District of Columbia, Imagination Stage of Bethesda, Food and Friends, YouthAids, The John F. Kennedy Center for the Performing Arts, and many more. Adding to this history of community involvement in the Washington area, the Lerner family is pleased to be able to expand their active participation in the region through the Washington Nationals Dream Foundation.

Mr. Lerner is a founding member of the United States Holocaust Memorial Museum. In 1990, the American Academy of Achievement awarded him the Golden Plate Award of Excellence. He was elected to the Washington Business Hall of Fame by Junior Achievement in 2003, in 2007 was honored as the charter inductee in the George Washington University School of Business Sports Executives Hall of Fame and the Jewish Community Center of Greater Washington Sports Hall of Fame, in 2014 he was inducted into the Washington D.C. Sports Hall of Fame and received the Thomas G. Corcoran Award by the University Club of D.C., and in 2015 he was awarded the Urban Land Institute Lifetime Achievement Award.

In November 2018, The Lerner · Cohen · Tanenbaum family received the Irene and Abe Pollin Humanitarian Award from the Bender Jewish Community Center of Greater Washington.





ANNETTE M. LERNER

PRINCIPAL OWNER



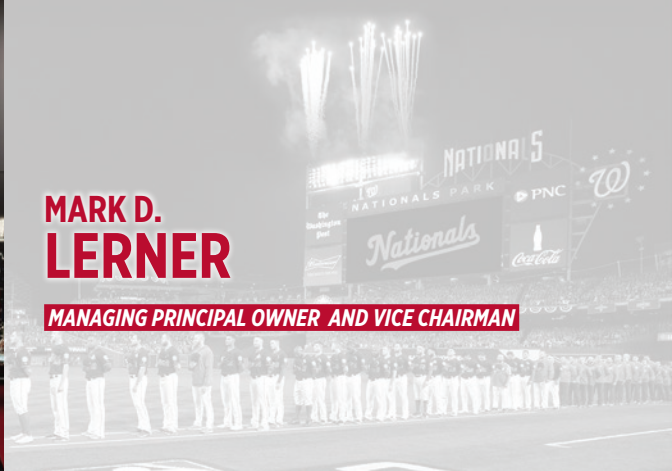
Annette Morris Lerner was born in Washington, D.C., and grew up in the Silver Spring, Md., area and the eastern shore of Maryland. She has participated in many community projects and supported numerous philanthropic organizations. Mrs. Lerner is both an artist and a collector of fine arts, and is presently on the board of the Palm Springs Art Museum, where she and her husband have a winter home.





MARK D. LERNER

MANAGING PRINCIPAL OWNER AND VICE CHAIRMAN



Mark D. Lerner is a native Washingtonian and Managing Principal Owner and Vice Chairman of the 2019 World Series Champion Washington Nationals. He is also a Principal of Lerner Enterprises, one of the largest private real estate developers in the Washington, D.C. area. The company was founded in 1952 by Mark's father, Theodore N. Lerner, and is involved in all phases of real estate including planning, development, construction, leasing, asset and property management. The Lerner organization has developed millions of square feet of office buildings, retail centers, hotels and residential communities in the Washington, D.C., Maryland and Virginia area. The principals of the company include Mark's father Ted, and his brothers-in-law, Edward L. Cohen and Robert K. Tanenbaum. He received his BBA from the George Washington University in 1975.

An enthusiastic sports fan since childhood, Mark also represents the Lerner, Cohen and Tanenbaum families as a Partner in Monumental Sports & Entertainment – the sports investment group that owns the 2018 NHL Stanley Cup Champion Washington Capitals, the NBA Washington Wizards, the 2019 WNBA Champion Washington Mystics, and the Capital One Arena. Mark holds numerous volunteer positions within the community. He is currently on the Council of Advisors of the Jewish Community Center of Greater Washington, a member of the Board of Directors of the George Washington University Hillel, a member of the Advisory Board of Israel Bonds, a member of the board of the Washington DC Sports Hall of Fame, Vice President of The Annette M. and Theodore N. Lerner Family Foundation, and an Officer of Washington Nationals Philanthropies. In 2007, he received the prestigious Chadesh Yameinu Award from the Charles E. Smith Jewish Day School in Rockville, Maryland, where he previously served as a member of the Board of Directors and as Chair of the Building & Grounds Committee. He was also Co-Chair of the 2004 JCC Maccabi Games of Greater Washington. In 2015, he was awarded Trendsetter of the Year in commercial real estate by Transwestern and Delta Associates. In 2018, the Lerner family was awarded the Irene and Abe Pollin Humanitarian Award by the Jewish Community Center of Greater Washington. In December 2020, the Washington Business Hall of Fame and Junior Achievement of Greater Washington named him a Laureate inductee. This award celebrated his professional and philanthropic contributions to the quality of life in Greater Washington through the private sector economy. In addition, Mark also sits on Major League Baseball's Competition and Audit Committees.

Adding to this history of community involvement in the Washington area, the Lerner family is pleased to expand their participation in the region through Nationals Philanthropies. This includes major projects such as the state-of-the-art Washington Nationals Youth Baseball Academy in Ward 7 and the Nationals Diabetes Care Complex at Children's National Medical Center. In addition, The Lerner Family Foundation and Nationals Philanthropies helped to create the Nationals Miracle Field in Germantown, Maryland, to encourage disabled children to play baseball. The team also hosts player trips to visit active military and veterans at Walter Reed National Military Medical Center, and hosts and honors returning veterans at each of their home games.

Mark resides in Washington with his wife of 43 years, Judy Lenkin Lerner. They have three married children and four grandchildren.





JUDY LENKIN LERNER

PRINCIPAL OWNER

Judy Lenkin Lerner is a native Washingtonian. She works for many community and educational volunteer programs in the Washington area.

She is also President of the Judy and Mark Lerner Family Foundation which supports many local organizations.



EDWARD L. COHEN

PRINCIPAL OWNER

Edward L. Cohen is a Principal of Lerner Enterprises, a private real estate development and investment company in the greater Washington, D.C. area and Executive Vice President, Secretary and Treasurer of Lerner Corporation, the leasing and management affiliate of Lerner Enterprises. Ed is also a Principal Owner and Vice Chairman of the Washington Nationals Baseball Club. After graduating from the University of Pennsylvania, he earned a J.D. degree from Georgetown University Law Center. Prior to being involved in baseball or real estate, he was a lawyer specializing in nuclear energy matters. Some of the Boards on which he has served include: The Congressional Award; Georgetown University Law Center Board of Visitors; The Duke Ellington School; Junior Achievement of the Greater Washington Area; Episcopal School for Children; and Weizmann Institute.





DEBRA LERNER COHEN

PRINCIPAL OWNER

Debra Lerner Cohen is a Principal of Lerner Enterprises and an Officer of The Annette M. and Theodore N. Lerner Family Foundation, supporting numerous charitable causes in and around Washington, D.C. She is an Officer of the Washington Nationals Dream Foundation, serving the youth of the city by focusing on their education, health and recreation. She was born and raised in the Washington, D.C. area, and earned her BA from The American University.

Ms. Cohen served as a presidential appointment to the council of the United States Holocaust Memorial Museum and as chairman for its Committee on Collections and Acquisitions. Additionally, she is a former chairman of the board of the American Committee for the Weizmann Institute of Science in Washington. She is a former member of the board of Imagination Stage, a theater arts center serving the area's youth and was also the co-chair of the Capital Campaign for Georgetown Day High School. In 2007, Ms. Cohen was the recipient of the Washington D.C. Jewish Community Center President's Award following long service on its board. In 2019 and again in 2021 she was honored to be listed in Washingtonian magazine as one of Washington's Most Powerful Women in Business as a Principal Owner of the Washington Nationals.





ROBERT K. TANENBAUM

PRINCIPAL OWNER



Robert Tanenbaum is a Principal in Lerner Enterprises, the largest privately held real estate development and management company in the Washington, D.C. area. He also is a Principal Owner and Vice Chairman of the Washington Nationals Major League Baseball Club.

Born in Rochester, N.Y., Mr. Tanenbaum is a summa cum laude graduate of Union College, where he was elected to Phi Beta Kappa. He moved to Washington in 1979 to attend law school at the George Washington University and earned a J.D. in 1982. In 2021, he was named a Monumental Alum, which recognizes graduates of GWU who have made an impact on the world through their work and service.

Bob is a member of the Real Estate Roundtable, a non-profit public policy organization based in Washington, D.C. that represents the interests of real estate. He is a member of the Federal City Council, and was a Trustee of the George Washington University for twelve years. During his tenure, he chaired the Committee on Governance and Nominations, the Committee on Endowment and Investments, and the Committee on Academic Affairs. Bob is a member of the Vassar College Board of Trustees. He and his wife are also involved in a variety of other educational, political, and community activities.





MARLA LERNER TANENBAUM

PRINCIPAL OWNER



Marla Lerner Tanenbaum serves as the founding chair and board member of Washington Nationals Philanthropies and as president of her family’s philanthropic foundation, The Annette M. and Theodore N. Lerner Family Foundation, which has distributed millions of dollars in the capital region.

Established in 2020, Nationals Philanthropies combines the work of the Washington Nationals Dream Foundation and Washington Nationals Youth Baseball Academy, of which Marla was chair and vice chair, respectively. Since 2006, Marla has spearheaded the Nationals’ community impact efforts, laying the groundwork for Nationals Philanthropies to become a civic partner to every Washingtonian interested in making a positive difference in our region and a leading philanthropic organization in professional sports.

In the spirit of #Nats4Good, Nationals Philanthropies catalyzes the energy of Nationals fans and the generosity and philanthropic goals of Nationals players, corporate champions, and community partners to fuel even greater good for a better Washington. In 2020, a total of 50 community impact grants were disbursed to nonprofit partners across the region to support critical programs and services. This marks a record number of grants issued by the Nationals foundation in a given year, demonstrating the collective power of the Nationals family to deliver direct support to our neighbors when they need it most. Philanthropic efforts are highlighted by the organization’s programmatic arm, the Washington Nationals Youth Baseball Academy, which implements holistic youth development programming and hosts games and community events serving thousands of young people and other area residents throughout the year at its nine-acre education and recreation campus in the Ward 7 neighborhood of Ft. Dupont Park.

Nationals Philanthropies builds on the legacy of the Dream Foundation and its indelible impact on the region made through field refurbishments, grants to local non-profits, and the Washington Nationals Diabetes Care Complex at Children’s National Medical Center.

Marla, who sits on Major League Baseball’s Diversity Committee, is also a past chair of the board for the Koby Mandell Foundation, which sponsors healing programs and camps for children who have lost family to acts of terror in Israel; past chair and current member of the Anti-Defamation League’s Washington, D.C. region; and a member of the National Board of the Hebrew University of Jerusalem. She is presently serving on the Anti-Defamation League’s Sports Leadership Council.



FOUNDING PARTNERS

Paxton K. Baker

James T. Brown

Alphonso Maldon, Jr.

B. Doyle Mitchell

Raul R. Romero

Rodney E. Slater



EXECUTIVES





ALAN H. GOTTLIEB

CHIEF OPERATING OFFICER, LERNER SPORTS GROUP

Alan Gottlieb is the longtime Chief Operating Officer of Lerner Enterprises and its affiliated entities. He is responsible for the day-to-day operation of its businesses, which include real estate and sports.

Mr. Gottlieb oversees an operating real estate portfolio consisting of over 20 million square feet and is comprised of high- and low-rise office buildings, large regional malls, retail centers, rental residential communities, hotels and other income producing assets. He also oversees new homebuilding, as well as the Washington Nationals Baseball Club.

A life-long resident of the Baltimore/Washington region, he has served with a variety of community organizations, including as a board member for the Capital Children's Museum.



MIKE RIZZO

PRESIDENT OF BASEBALL OPERATIONS & GENERAL MANAGER

Mike Rizzo was the first and most significant hire made by the Lerner family after assuming control of the Nationals franchise in July of 2006. Brought on first as an assistant general manager, Rizzo's arrival in The District signaled a renewed emphasis on amateur talent and building a successful organization from the bottom up.

Rizzo was promoted to President of Baseball Operations and General Manager on Aug. 1, 2013, continuing his swift ascension within the organization and reflecting his strong working relationship with the Lerner Family.

On September 5, 2020, Rizzo agreed to a contract extension. He enters the 2022 season – his 14th as the head of Washington's baseball operations – as the second-longest tenured General Manager in Major League Baseball.

Previously, Rizzo served the organization as Executive Vice President of Baseball Operations and General Manager beginning Oct. 19, 2010. Rizzo, who is also a member of the Board of Directors at the Nationals' Youth Baseball Academy, was appointed Senior Vice President and General Manager on Aug. 20, 2009, and acted as the team's General Manager since earlier that year.

Under Rizzo's leadership, the Nationals are 1029-974 (.514) since the start of the 2009 season. On June 24, 2021 at Miami, the Nationals beat the Marlins, 7-3, marking Rizzo's 1,000th win as General Manager since taking over the club during 2009 Spring Training. In doing so, he became the ninth active President of Baseball Operations/General Manager to reach the 1,000 win mark and the sixth active to do it with one team.

Since 2012, the Nationals are 821-697 (.541), the fifth-best regular season record in Major League Baseball over this span, behind only the Los Angeles Dodgers, New York Yankees, St. Louis Cardinals and Cleveland Guardians.

In 2019 – after 11 seasons as the head of Washington's baseball operations – Rizzo guided the Washington Nationals to their first World Series title. On the stage at Minute Maid Park in Houston, Rizzo held the Commissioner's Trophy and exclaimed:

"For our 94-year-old Owner, for my 90-year-old Dad – special assistant to the GM. To all of the scouts and player development people out there, to the players who make it all happen, we're World Champs tonight!"

And at the World Series parade a few days later, he reminded the hundreds of thousands that lined Constitution Avenue:

"To the Nationals fan base: You are the district of champions and I couldn't be more humbled to be the President of Baseball Operations and General Manager for this franchise."

The Nationals have transformed into one of Major League Baseball's perennially elite clubs, winning a World Series in 2019, earning four National League East titles (2012, 2014, 2016, 2017) and one Wild Card berth (2019) in the last nine seasons.

For his efforts in leading the Nationals, Rizzo has been honored with several awards during his tenure. In April 2022, he was inducted into the Triton College Alumni Wall of Fame. In December 2021, he was named the Italian American Baseball Foundation Executive of the Year. After winning the World Series in 2019, he was named Executive of the Year by *Baseball America* and the Boston Chapter of the BBWAA. The Boston Chapter of the BBWAA also honored him with the same award following the 2012 season. He also garnered Executive of the Year honors in 2012 from the Pitch and Hit Club of Chicago, which followed 2011 Man of the Year honors from the Lido Civic Club of Washington, D.C.

En route to the World Series Championship, the 2019 Washington Nationals finished the regular season with a 93-69 (.574) record and were winners of the top Wild Card spot in the National League. The 2019 season marked Washington's eighth consecutive winning season, the fourth-longest winning streak in Major League Baseball at the time. Only the New York Yankees (27 seasons), St. Louis Cardinals (12 seasons) and the Los Angeles Dodgers (9 seasons) had longer active consecutive winning streaks in Major League Baseball.

Following the 2018 season, Rizzo and his baseball operations staff made 11 moves from October through February impacting the 40-man roster. The additions of catchers Kurt Suzuki and Yan Gomes, as well as pitchers Patrick Corbin and Anibal Sánchez, brought talent, experience and leadership to Washington's roster. Rizzo brought first baseman Matt Adams back to Washington, D.C. and added veteran second baseman Brian Dozier's steady glove and power bat to the lineup.

As the Nationals battled through the early portion of the 2019 season, Rizzo's additions of Gerardo Parra, Javy Guerra and Fernando Rodney helped stabilize the roster as the Nationals waited for their regulars to return from the Injured List. In early August, Rizzo signed a familiar face in Asdrúbal Cabrera to provide a switch-hitting, versatile infielder to help the Nationals down the stretch.

The 2019 Trade Deadline saw significant additions to Washington's roster, specifically the bullpen. As the deadline neared, Rizzo acquired Daniel Hudson from the Toronto Blue Jays, as well as Hunter Strickland and Roenis Elias from the Seattle Mariners. Rizzo acquired all three pitchers without surrendering any current Major League talent or top prospects.

Utilizing his systematic approach – making moves he feels will better the club for the immediate future, as well as the long-term – Rizzo has guided the Nationals to solidify their Major League team, in conjunction with the impeccable farm system that feeds it.

While scouting and player development have been hallmarks of Rizzo's approach, so too have been shrewd trades and free agent signings. Whether the deals have been to help build up the farm system, or to utilize some of that prospective talent to yield significant Major League contributors, Rizzo has proven himself a deft dealmaker.

In the span of approximately 26 hours from July 29-30, 2021, Rizzo and his staff acquired 12 players via six trades that brought Major League talent, top prospects and organizational depth to Washington's Minor League system. Those trades included the additions of a potential front-line starting pitcher in Josiah Gray and one of the top prospects in baseball, catcher Keibert Ruiz. The Nationals also received contributions at the Major League level from catcher Riley Adams, outfielder Lane Thomas and right-handed pitcher Mason Thompson - all acquired by Rizzo at the Trade Deadline.

Following the 2021 season, Rizzo and his baseball operations staff went to work assembling the 2022 Washington Nationals, making seven moves impacting the 40-man roster:

- Oct. 5 – Signed infielder Alcides Escobar to a one-year contract
- Nov. 5 – Claimed left-handed pitcher Francisco Pérez off waivers
- Nov. 19 – Selected the contracts of outfielder Donovan Casey and left-handed pitcher Evan Lee
- Nov. 30 – Signed infielder César Hernández to a one-year contract
- March 14 - Signed infielder/outfielder Ehrie Adrianza and right-handed pitcher Steve Cishek to one-year contracts
- March 16 - Signed left-handed pitcher Sean Doolittle to a one-year contract
- March 17 - Signed designated hitter Nelson Cruz to a one-year contract



Over the course of Rizzo's tenure with the Nationals, there have been several seminal moments. Here are just a few:

In November of 2009, Rizzo convinced Davey Johnson to sign on as Senior Advisor and help revamp the Nationals' on-field operations. In June of 2011, Rizzo appointed him field manager and Johnson led the team to its first playoff appearance and through the 2013 season.

On December 5, 2010, Rizzo signed right fielder Jayson Werth to a seven-year contract that immediately changed the perception of the Nationals, especially within the industry. Approximately one year later, Rizzo was instrumental in signing franchise cornerstone, Ryan Zimmerman, to a six-year contract extension.

From 2009-12 Rizzo's Nationals won at least 10 more games than the season prior: 59 wins in 2009, 69 in '10, 80 in '11, 98 in '12. The last team to do this was the Boston Red Sox from 1906-09, making the Nationals the first team in over 100 years to complete such a feat without the benefit of an artificially deflated win total associated with a work stoppage.

Solidifying arguably the best rotation in the Major Leagues, Rizzo and the Lerner Family signed 2013 American League Cy Young Award winner, right-handed pitcher Max Scherzer to a seven-year contract and introduced him to D.C. on January 21, 2015.

In Dec. of 2015, Rizzo pulled off a three-team trade that yielded shortstop Trea Turner and right-handed pitcher Joe Ross from the San Diego Padres and sent outfielder Steven Souza Jr. to the Tampa Bay Rays.

With the 2016 Baseball Winter Meetings taking place at nearby National Harbor, Md., Rizzo acquired outfielder Adam Eaton from the White Sox in December in exchange for top prospects Lucas Giolito, Reynaldo Lopez and Dane Dunning.

With Washington ahead in the division by nearly 10.0 games following the 2017 All-Star break, Rizzo saw the opportunity to get a jump on the trade market as the non-waiver trade deadline was nearly two weeks away. On July 16 in Cincinnati, with the club trying to complete the four-game sweep of the Reds that afternoon, Rizzo fortified Washington's bullpen by acquiring relievers Sean Doolittle and Ryan Madson from the Oakland Athletics. From July 17 through the end of the season, the Nationals paced the National League with a 3.36 bullpen ERA.

Rizzo was not finished improving the club in 2017, as he made two more deals as the deadline neared. On July 28, he solidified Washington's bench by acquiring veteran Howie Kendrick from the Philadelphia Phillies. Moments before the July 31 deadline, Rizzo strengthened Washington's bullpen even further with the acquisition of Minnesota Twins closer and American League All-Star, Brandon Kintzler.

When Howie Kendrick went down with an Achilles injury on May 19, 2018, Mike Rizzo made the call to bring the 19-year-old Juan Soto to the Major Leagues. From that day Soto put together one of the best seasons by a teenager in Major League history.

On Dec. 7, 2018, Rizzo inked the top free agent pitcher on the market, Patrick Corbin, to a six-year contract that immediately provided dividends in the 2019 regular season and on Washington's run to the 2019 World Series title.

Rizzo continued to invest in starting pitching – the bedrock of his team building philosophy – by signing Stephen Strasburg to a seven-year contract in the winter of 2019. Although Strasburg opted out of his contract following the 2019 World Series, Rizzo convinced the World Series MVP to become a Washington National for life and solidify his mark on D.C. Baseball history.

In a span of approximately 26 hours from July 29-30, 2021, Rizzo and the Washington Nationals acquired 12 players via six trades around the trade deadline. Those 12 players included Josiah Gray, Keibert Ruiz, Riley Adams, Mason Thompson Gerardo Carrillo and Donovan Casey, among others.

Other notable contributors Mike Rizzo has brought in via trade during his tenure include Nelson Cruz, Josh Bell, Gio Gonzalez, Tanner Roark, Blake Treinen, Mark Melancon, Wilson Ramos, Denard Span, Kurt Suzuki, Michael Morse, and Sean Burnett, among others.

Rizzo's impact on the organization has been wide-ranging and was felt immediately. The Nationals' 2007 First-Year Player Draft – Rizzo's first with the organization – was rated as the best in baseball by *Baseball America*. In the spring of 2008 as a newly appointed General Manager, Rizzo steadied the Nationals' operation in the Dominican Republic, moving their complex to Boca Chica. The team's Dominican operations have grown exponentially since that time.

Rizzo joined the Nationals after seven seasons with the Arizona Diamondbacks, primarily as Director of Scouting, where he helped transform the Diamondbacks farm system with exceptionally successful drafts. Following the 2005 campaign Rizzo was promoted to Vice President of Scouting Operations. That same year, the Diamondbacks were named Topps' Organization of the Year.

Rizzo earned a World Series ring with Arizona in 2001, and the organization brought an astounding number of homegrown players through to the Major Leagues during his tenure. Brandon Webb (2006 Cy Young Award winner), Carlos Gonzalez, Chad Tracy, Justin Upton, Stephen Drew, Dan Uggla, Micah Owings, Tony Pena, Mark Reynolds, Conor Jackson, Miguel Montero, Chris Snyder, Carlos Quentin, Max Scherzer and Brett Anderson were all signed by Arizona under Rizzo's watch.

Rizzo, who is entering his 38th season of pro baseball, joined the Diamondbacks in 1998. He previously enjoyed stints with the Boston Red Sox (1992-1998, area supervisor, international scout and major league advance scout) and the Chicago White Sox (1986-1992, Midwest and Southeast territorial scout). While with the White Sox, Rizzo signed 2014 Hall of Fame inductee and two-time American League MVP Frank Thomas.

Raised in Chicago, Rizzo is a third-generation scout. He learned the game from his father, Phillip, who spent 50 years in professional baseball, and his grandfather, Vito, who was a semi-pro player before founding the family business: scouting. Phil continued his scouting career with the Nationals as a Senior Advisor to the GM until his passing on February 1, 2020.

Rizzo spent four seasons as a minor league infielder in the Angels organization. Upon retiring as a player, he served as an assistant coach at the University of Illinois while earning a Bachelor of Arts in Communications.

Rizzo lives in Washington, D.C., with his wife, Jodi. His son, Michael Jr. is an entrepreneur living in San Diego, Calif.





MIKE DeBARTOLO


VICE PRESIDENT & ASSISTANT GENERAL MANAGER, BASEBALL OPERATIONS

DeBartolo, entering his 11th season with the Nationals, serves as the Vice President & Assistant General Manager, Baseball Operations, where he synthesizes information from across the organization to aid in decisions affecting all facets of baseball operations. DeBartolo assists with contract and trade negotiations, Major League Baseball rules, player evaluation, salary arbitration, and other matters concerning baseball operations. He was promoted to his current role after spending three seasons (2019-21) as an assistant general manager.

Prior to his current role, DeBartolo served as director, baseball operations from 2016 to 2018, manager of baseball research & development in 2015 and as a baseball operations analyst in 2014. He joined the Nationals in 2012 as an intern in baseball operations.

Prior to joining the Nationals, DeBartolo worked at Cambridge Associates, an investment advisory firm headquartered in Boston, Mass. from 2006-11. DeBartolo graduated from Tufts (Mass.) University in 2006 and Columbia Business School in 2013. He is a Boston native and lives with his wife, Kate and son, Will, in Washington, D.C.





Johnny DiPuglia enters his third season as Vice President and Assistant General Manager, International Operations, a position to which he was elevated in November of 2019 – marking his fourth promotion within the organization. DiPuglia, who was named the Nationals’ vice president of international operations in November 2015, also served in roles as the Nationals’ director of Latin American operations and director of international scouting dating back to 2009.

During his time with the Nationals, DiPuglia has had a hand in the signing and development of Juan Soto, Victor Robles, Luis García, Joan Adon, Wander Suero, Jefry Rodríguez, Reynaldo López, Wilmer Difo, Pedro Severino, Rafael Bautista, Raudy Read, Rafael Martín, and Yunesky Maya, all of whom reached the Major Leagues with the Nationals. DiPuglia was also instrumental in signing top Latin American prospects, Yasel Antuna, Armando Cruz, Andry Arias, Jeremy De La Rosa, Andry Lara, Daniel Marte, Israel Pineda, Roismar Quintana, and Cristhian Vaquero, among others.

At the 2019 Winter Meetings, DiPuglia was awarded the Professional Scouts International Scout of the Year Award. Following the 2020 season, he was inducted into the South Florida Baseball Hall of Fame for over 30 years of service and dedication to the South Florida baseball community.

DiPuglia came to the Nationals on the heels of 11 seasons (1999-2009) with the Boston Red Sox, during which he was part of two World Series Championship seasons (2004 & 2007). While with the Red Sox, DiPuglia, who finished his tenure in Boston as the team’s Latin American scouting coordinator, was responsible for coverage in the Dominican Republic, Venezuela, Panama, Mexico, Curacao, Nicaragua, Aruba, Colombia, and all of Central and South America.

DiPuglia has also worked with the San Francisco Giants (1998-1999) and St. Louis Cardinals (1990-1998).

In addition to the impact he’s had with Washington, over the course of his career, DiPuglia was involved in the signings of José Iglesias, Xander Bogaerts, Hanley Ramírez, Anibal Sánchez, Placido Polanco, Félix Díaz, Ángel Chavez, Jorge De La Rosa, Rick Ankiel, Eli Marrero, and René Arocha, among many others. In 1997 he received the Danny Monzon Scout of the Year South Florida Award for his work with the Red Sox and in 2005 he received the Red Sox International Scout of the Year Award.

DiPuglia resides in Miami, Fla., with his wife, Kimberly, and his daughters: Jessica, Summer, Kayla and Katie, as well as his grandchildren: Zoey and Rocko.



KRIS KLINE

VICE PRESIDENT & ASSISTANT GENERAL MANAGER, SCOUTING OPERATIONS

Kris Kline enters his ninth season as Assistant General Manager and Vice President of Scouting Operations after being promoted to that position on Nov. 21, 2013. Kline spent the previous four seasons as the Nationals' director of scouting, a position to which he was appointed on October 16, 2009.

A scout for more than 30 years, Kline has been with the Nationals since the fall of 2006. He spent his first three seasons in Washington first as a special assignment scout, then as the western crosschecker.

Kline has led drafts that yielded first-round talents and eventual Major League players Stephen Strasburg, Drew Storen, Bryce Harper, Anthony Rendon, Alex Meyer, Brian Goodwin, Lucas Giolito and Erick Fedde. Recent first-rounders include Seth Romero (2017), Mason Denaburg (2018), Jackson Rutledge (2019) and Cade Cavalli (2020).

In the 2021 First-Year Player Draft, Kline selected one of the top overall talents in the draft class, shortstop Brady House, with the No. 11 pick. In the second round, the Nationals selected 2021 Perfect Game/Rawlings National High School Player of the Year, outfielder Daylen Lile.

Under his watch as the head of Washington's amateur scouting operation, the Nationals have drafted and signed 63 eventual Major Leaguers – an average of nearly five big leaguers per draft from Ross Detwiler in 2007 (1st rd.) to the most recent debuts of Gabe Klobosits (36th rd.) and Jake Cousins (MIL, 20th rd.) from the 2017 Draft and Cody Wilson (13th rd.) from the 2018 Draft.


Entering the 2022 season, the 2016 Draft has yielded nine Major Leaguers, including Carter Kieboom (WSH, 1st rd.), Dane Dunning (CWS, 1st rd.), Sheldon Neuse (OAK, 2nd rd.), Jesus Luzardo (OAK, 3rd rd.), Daniel Johnson (CLE, 5th rd.), Tres Barrera (WSH, 6th rd.), Jake Noll (WSH, 8th rd.) Ben Braymer (WSH, 18th rd.) and Sterling Sharp (MIA, 22nd rd.).

Kline came to the Nationals after spending seven years with the Arizona Diamondbacks, the final three of which were spent as the Diamondbacks' western supervisor – where he worked under Nationals President of Baseball Operations and General Manager Mike Rizzo, then the Diamondbacks' director of scouting. Kline earned a World Series ring in 2001 as the Diamondbacks topped the New York Yankees in seven games.

During his time in Arizona, Kline was part of a scouting team that brought an astounding 75 players through the system to the Major Leagues.

Among the many players Kline has had a hand in drafting and signing are former Cy Young winner Brandon Webb, a Diamondbacks product, and right-hander John Lackey, who remains one of the youngest pitchers in history to win Game 7 of the World Series.

Before joining the Diamondbacks, Kline spent 10 years working for the California Angels as a scout after he completed his four-year professional playing career in their Minor League system.



TED TOWNE

VICE PRESIDENT & ASSISTANT GENERAL MANAGER, FINANCE

Ted Towne is entering his 15th season with the Nationals, his eighth with the additional responsibilities of an Assistant General Manager. He was elevated to his current post on Aug. 19, 2014, expanding his role as the Vice President of Finance.

Towne is primarily responsible for overseeing all accounting, purchasing, and financial reporting functions. He took on a greater role within baseball operations during the 2015 season, assisting President of Baseball Operations and General Manager Mike Rizzo with budgeting and other financial matters.

Towne came to the Nationals in January of 2008, just prior to the opening of Nationals Park.

Before joining the Nationals, Towne was director of construction and development accounting for Lerner Enterprises, a role he took after working for Forrester Construction as their assistant controller. Towne started with Forrester Construction shortly after relocating from Maine, where he'd spent the previous 28 years of his life.

Before moving to D.C., Towne was an audit manager for PricewaterhouseCoopers.

Towne has an undergraduate degree in accounting from Husson University (Maine) and a Masters in Business Administration from the University of Maryland. He resides in Silver Spring, Md., with his wife, Sarah, daughter, Madelynn, and son, Cuyler.



MARK SCIALABBA

ASSISTANT GENERAL MANAGER, PLAYER PERSONNEL

Mark Scialabba, entering his 17th season with Washington, was promoted to Assistant General Manager, Player Personnel in November 2021. Scialabba's expanded responsibilities include day-to-day Major League operations assisting Mike Rizzo, the front office and Major League staff, and include player procurement and evaluation at the Major and Minor league levels, roster management, transactions, contract negotiations, overseeing the professional and advance scouting departments and will continue to work closely with the player development department.

Scialabba moved to this position after two seasons (2020-21) as the assistant general manager, player development, a role he was promoted to in November 2019, after serving the previous six years as Washington's director of player development. During this time, he oversaw all aspects of the player development system, including player plans, player personnel decisions, analytics, contract negotiations, budgets, Dominican Academy operations, and medical/training programs. Scialabba spent 2010-2013 as the director of minor league operations and 2007-09 as Washington's assistant director of player development.

During Scialabba's tenure in player development, he contributed to the Nationals' development of more than 70 homegrown Major League players as well as the Club's trading and development of an additional 21 players that debuted with the Nationals.

Scialabba first joined the Nationals in 2006 as a baseball operations assistant. He spent the summer of 2005 as assistant general manager of the Cape Cod League's Brewster Whitecaps. He played baseball and graduated with a B.A. in Economics from Williams College in 2002 and subsequently earned an MBA and Masters in Sport Management from the University of Massachusetts, Amherst in 2006.

Scialabba lives in Washington, D.C., with his wife Meredith and daughters Sydney and Amelia.





ROB McDONALD

VICE PRESIDENT, CLUBHOUSE OPERATIONS & TEAM TRAVEL



Rob McDonald begins his 21st season with the Nationals' organization as the Vice President of Clubhouse Operations & Team Travel. He was elevated to his current position in July of 2011 after previously serving as director of team travel.

McDonald was named the 2003 Don Davidson Memorial Award winner, as voted by his peers, as MLB's Traveling Secretary of the Year, and was the recipient of the fourth annual Wahoff award for the 2015 Traveling Secretary of the Year. In 2018, he was selected by MLB to assist with the MLB All-Star Japan Series.

After attending Northern Illinois University on a football scholarship, McDonald later earned his Bachelor's Degree in Political Science from the University of Arizona. McDonald resides in Washington, D.C.



JACK McKEON

SENIOR ADVISOR TO THE GENERAL MANAGER, MAJOR LEAGUE OPERATIONS

Jack McKeon was hired by the Nationals in January of 2019, bringing nearly 70 years of professional baseball experience to Washington’s front office. He joins the Nationals after serving 12 seasons (2006-17) as a special assistant for the Miami Marlins. A World Series Champion in 2003 and a two-time National League Manager of the Year (2003, 1999), McKeon compiled a 1,051-990 (.515) record across 16 seasons as a Major League manager. He skippered the Florida Marlins (2003-05, 2011), Cincinnati Reds (1997-2000), San Diego Padres (1988-90), Oakland Athletics (1977-78) and Kansas City Royals (1973-75).

On June 20, 2011, he was named interim manager of the Marlins, making him the second-oldest manager in Major League history behind Connie Mack, who managed at 87 years old in 1950. He became the Marlins all-time winningest manager on Sept. 16, 2011 with a win over the Washington Nationals.

McKeon joined the Cincinnati Reds in January 1993 and prior to returning to the dugout on July 25, 1997, he served as Cincinnati’s senior advisor for player personnel, consulting on trades, player evaluations and special assignments. In three-plus seasons with Reds, he compiled a 291-259 (.529) record.

From 1980-90, McKeon held roles with the San Diego Padres, starting as an assistant to the general manager before moving in the role himself during the 1980 All-Star break. During his time with the Padres, he earned the nickname “Trader Jack” for his penchant to make trades. McKeon took over as the manager of the Padres on May 28, 1988 and remained in that position until the 1990 All-Star break.

McKeon spent parts of two seasons (1977 and 1978) as the manager of the Oakland Athletics, going 71-105 (.403). Around those stints in the dugout, he served Oakland as an assistant general manager, scouting director, scout and coach.

At the age of 42, McKeon earned his first Major League managing job with the Kansas City Royals, going 215-205 (.512) from 1973 to 1975.

Prior to joining the Royals and between Major League front office and managerial stints, McKeon accumulated a 1146-1123 (.505) record across 17 seasons as a Minor League manager, including stints in the Washington Senators farm system in 1962 and 1963.

McKeon was signed by the Pittsburgh Pirates in 1949 and spent time both as a player and a player/manager during his Minor League career. He played for ten seasons from 1949-59, save for the 1951 season when he was in military service.

A native of South Amboy, N.J., Jackson Aloysius McKeon attended The College of Holy Cross and Seton Hall University before graduating from Elon College. He is married to his wife, Carol Isley. They have two daughters Krist and Kori and two sons, Kelly and Kasey.



HAROLYN CARDOZO

SPECIAL ASSISTANT TO THE GENERAL MANAGER, MAJOR LEAGUE OPERATIONS

Harolyn Cardozo, a native Washingtonian, is entering her 17th season with the Washington Nationals.

Brought on in 2006 by former General Manager Jim Bowden, Cardozo brought a unique blend of abilities experience from both sports and politics. Her skills in sports management were honed over 12 years in competitive tennis at the Bollettieri Tennis Academies, now IGM. Her political background included serving two administrations as a member of the White House Staff.

Until his departure in Feb. 2008, Harolyn served as Bowden's Executive Assistant, a role unexpectedly expanded when a surprise staff shake-up resulted in trial-by-fire job training.

Now considered one of Mike Rizzo's closest aides, Cardozo was promoted in 2011 to Special Assistant to the GM, Major League Operations.

Cardozo is a 1978 graduate of Sophie Newcomb College of Tulane University, married for 41 years to Michael H. Cardozo V, an attorney and founding partner of a D.C.-based merchant banking firm.

Daughter, Eden, is a physician in Boston, daughter, Julia, is an attorney serving as Special Assistant for Policy in the Department of Veterans Affairs, and son, Michael, is in the licensed medical Cannabis business in numerous states. Cardozo is also the proud (and self-described obsessive) grandmother of Jack, 6, Gabe, 4 and Emmeline, 1.





**LORI
CREASY**

CHIEF FINANCIAL OFFICER

Lori Creasy serves as Chief Financial Officer, overseeing all finance, risk management, human resources and information technology functions for the Washington Nationals.

Entering her 32nd year as an employee with the Lerner and Nationals organizations, Creasy concurrently serves as Senior Vice President/Corporate Controller for Lerner Enterprises with responsibility for the same functional areas that she handles for the Nationals.

In addition to her core duties, Creasy is also a Trustee for Major League Baseball's league-wide Health Trust and volunteers her time teaching in a local, volunteer-run English as a Second Language program.

Creasy grew up in Pennsylvania and graduated with High Distinction from Pennsylvania State University Smeal College of Business with a BS in Accounting. Creasy resides in Vienna, Va. and Savannah, Ga., with her husband Dave.



**JASON
ZACHARIAH**

CHIEF TECHNOLOGY OFFICER

Jason Zachariah begins his 17th season with the Nationals, serving as the organization's Chief Technology Officer. In this role, he provides technical oversight and strategic guidance for all technology functions for the Nationals, as well as Lerner Enterprises, of which he has been a part for 20 years.

Over the past 17 years, Zachariah has been responsible for the technology involved in numerous team projects, including the construction and opening of Nationals Park, the implementation of the Fortress fan loyalty and digital ticketing system, and the construction and opening of the Washington Nationals Youth Baseball Academy.

Zachariah joined the Nationals in 2006, while overseeing the technology operations for the Lerner real estate company. He joined Lerner in January 2002, as a consultant responsible for modernizing the organization's technology operations, but quickly became a full-time employee responsible for helping to build and oversee the organization's technology team. Prior to Lerner he was an independent technology consultant, providing network installation and upgrade services for several D.C. metro area businesses.

Zachariah lives in Tracy's Landing, Md., with his wife, Valerie, and daughter, Destiny.





MIKE CARNEY

EXECUTIVE VICE PRESIDENT, BUSINESS STRATEGY & OPERATIONS

Mike Carney joined the Nationals in 2015 and became Executive Vice President, Business Operations, in 2021. The role includes oversight of all sales and marketing functions, including business strategy and analytics.

Prior to joining the Nationals, Mike spent nearly a decade as a management consultant in Chicago and Washington, D.C., focusing in technology and consumer business strategy for major brands across industries.

Mike is a native of the Washington region. He earned a Bachelor of Science degree in Electrical Engineering from Northwestern University and an MBA from University of Chicago Booth School of Business.



JACQUELINE COLEMAN

SENIOR VICE PRESIDENT, MARKETING, BROADCASTING & GAME PRESENTATION

Jacqueline Coleman begins her 15th season with the Washington Nationals, her third as Senior Vice President of Marketing, Broadcasting, Promotions and Game Presentation. In her role in marketing she oversees Social Media, Creative Service, and Content.

Coleman is also a founding leader and serves as Co-Chair of the Nationals' DEI Council, where she helps steward the team's internal and external DEI practices. In 2021, Coleman was honored by Sports Illustrated as part of the 'Elle-evate: 100 Influential Black Women in Sports' series.


Prior to joining the Nationals, Coleman served as Vice President of Arena Operations, Broadcasting & Radio for the Washington Mystics. With the Mystics, Coleman's team was responsible for in-arena videoboard, TV partner content and technical set-up, as well as serving as the liaison between various departments within Monumental Sports. Coleman also served as the Vice President of Programming and Production for the Charlotte Bobcats' (NBA) Regional Sports Network, CSET from 2004-06. There, she helped lead the production operations formation, content, and launch of the first 24-hour Regional Sports and Entertainment Network programmed exclusively for North Carolina and South Carolina.

Prior to moving into sports full-time, Coleman was Vice President of Sports, Specials and Primetime at Black Entertainment Television where she managed staffs in Los Angeles, New York and Washington, D.C.

Coleman earned two NAACP Image Awards during her time at BET, and received various awards and accolades for original programming in sports specials, boxing, comedy, and entertainment.

Coleman grew up in Denver, Colo. and currently resides in Washington, D.C.





LISA MARIE CZOP

SENIOR VICE PRESIDENT, BALLPARK OPERATIONS

Lisa Marie Czop joined the Nationals in February 2013 and currently serves as the Senior Vice President of Ballpark Operations. In her role, she oversees guest experience, parking, venue services, logistics, grounds, security, facilities, and event operations, focusing on both Nationals games and non-game day events as well as Nationals Park operations as a whole.

Prior to joining the Nationals, Lisa Marie served as the director of events for Brotman Winter Fried Communications, a full-service events and communications firm. In this role, Lisa Marie led as the project manager on events ranging from 20-10,000 attendees, coordinating all logistics and budgets related to event execution. Notable national clients included Foot Locker, McDonald's, Department of Transportation, Nando's Peri-Peri and the American Heart Association. Lisa Marie started her career with the USO of Metropolitan Washington, working closely to develop programming and coordinate celebrity visits to military members at Walter Reed National Military Medical Center.

Lisa Marie earned her bachelor's degree in Public Relations from the University of Rhode Island, her Certified Meeting Planner (CMP) certification through the Event Industry Council, and her Certified Special Event Professional (CSEP) certification through the International Live Events Association. Lisa Marie serves as the Vice Chair of the Stadiums Committee of the International Association of Venue Managers (IAVM), an Executive Advisory Board member of the University of Rhode Island Harrington School of Communications and Media and the President of the PTA at her children's school. Lisa Marie currently resides in Alexandria, Va., with her husband and two sons.



ROBERT K. FROST

SENIOR VICE PRESIDENT, CHIEF PEOPLE OFFICER

Bob Frost joined the Nationals in October, 2020 as Senior Vice President & Chief People Officer. In his role, he is responsible for leading the organization's human resources strategy and overseeing talent acquisition, training & development, diversity, equity and inclusion initiatives, employee relations, compensation & benefits and the development of all human resources policies.

Prior to joining the Nationals, Frost served as vice president of human resources for STARR Restaurants, one of the largest multi-concept, independent restaurant companies in the country, where he was responsible for leading the human resources function for more than 40 restaurants and 5,000 employees.

Before STARR, Frost held senior executive human resources leadership positions for more than 20 years with Northwood Hospitality, a wholly owned subsidiary of Northwood Investors, China Grill Management, Merritt Hospitality and Interstate Hotels & Resorts.

Frost earned a bachelor's degree in Hospitality Management from Johnson & Wales University. Bob is actively involved with his family supporting volunteer fundraising efforts for the community, high school music programs and local schools. He currently resides in Monroe, Conn. with his wife Julie and their three daughters: Olivia, Hannah and Addison. They are all looking forward to relocating back to the DMV area.



FRANK GAMBINO

SENIOR VICE PRESIDENT & GENERAL MANAGER OF NATIONALS PARK

Frank Gambino serves as Senior Vice President & General Manager of Nationals Park, a role in which he oversees capital improvements, design and construction at Nationals Park.

Prior to joining the Nationals in December of 2010, Gambino worked for Lerner Enterprises, where he held senior positions in property management and construction, and most recently served as vice president of tenant services.

During his 22-year tenure at Lerner, Gambino worked on a variety of projects, including the Corporate Office Park at Tysons II, Flint Hill Office Park, Dulles Town Center Mall, Washington Square, White Flint, the Nuclear Regulatory Commission Building and Nationals Park. Before joining Lerner Enterprises, he worked for DBI Architects and subsequently the real estate firm of Mason Hirst.

Gambino graduated from the University of Maryland, School of Architecture, with a Bachelor of Architecture degree.





JENNIFER MASTIN GIGLIO

SENIOR VICE PRESIDENT, CHIEF COMMUNICATIONS OFFICER

Jennifer Giglio joined the Nationals in July 2014 as Vice President of Communications. In her role, she oversees baseball communications, crisis and issues management, corporate communications and publicity around major events at Nationals Park.

Prior to joining the Nationals, Giglio served as senior vice president of corporate and public affairs for Ogilvy Washington where she counseled an array of corporations, non-profit organizations, governments and associations, including Eli Lilly, Susan G. Komen, Lance Armstrong, Dikembe Mutombo, Mexico and the USO. Her work earned her the prestigious Emerging Leader Award from Washington Women in Public Relations in 2011.

Before Ogilvy, Giglio served as deputy press secretary and director of operations for the Rudy Giuliani Presidential Committee, and was a political appointee in the Bush Administration. She also held positions with the Republican National Committee and the Presidential Inaugural Committee.

Giglio earned bachelor's degrees in Communications and Marketing Management from Virginia Tech and a master of arts in Political Management from the George Washington University. Jennifer serves on the Board of Directors for Fort Hunt Little League, where she is responsible for public relations. She resides in Alexandria, Va., with her husband, Brian, son, Carter and daughter, Grace.



ELISE HOLMAN

SENIOR VICE PRESIDENT

Elise Holman serves as Senior Vice President of the Washington Nationals and has been a member of the Nationals' executive team since 2009. She oversees an array of operations including risk management, as well as the creation and implementation of policies and procedures throughout the organization.

Holman ensures the departments' operating requirements are effectively met while also establishing improvement efforts that seek to benefit the entire organization.

Before joining the Nationals, Holman worked for Lerner Enterprises, where she held positions in the finance and construction/development groups. During her tenure, Holman worked on a variety of projects including land use and new construction for office, retail, residential and mixed-use properties. Her role in the planning and opening of Nationals Park in 2008 led to her becoming a key member of the Nationals front office team.



GREGORY McCARTHY

SENIOR VICE PRESIDENT, COMMUNITY ENGAGEMENT

Gregory McCarthy serves as the Nationals' Senior Vice President, Community Engagement, working with civic, business, and community institutions to create lasting and meaningful linkages with the Nationals and the sport of baseball. The Nationals' community platforms focus on members of the military and their families, K-12 teachers and students, and youth baseball players. He works in tandem with the Mayor's Office, City Council, the United States Congress, and various city, regional, and federal government agencies to ensure that Nationals Park successfully operates and serves the citizens of the Washington metropolitan area. He has served as honorary commander of the Air Force District of Washington based at Joint Base Andrews and the 11th Operations Wing based at Joint Base Anacostia-Bolling.

From 2015 to 2021 McCarthy was president of the board of trustees of the D.C. Public Library system, overseeing more than \$400m in library constructions, including renovation of the award winning Martin Luther King flagship branch. He is also former board chair of Destination DC, the official convention and tourism promotion agency for the city, and serves as honorary commander of Joint Base Andrews and Joint Base Anacostia-Bolling.

Prior to joining the Nationals, McCarthy was the deputy chief of staff in the Executive Office of the Mayor, serving as Mayor Anthony Williams' primary adviser on the City Council, U.S. Congress, Office of Management and Budget, and the White House.

McCarthy was appointed to three terms on the city's Historic Preservation Review Board and is a former chairman of the board of directors of DC Action for Children and the National Conservatory for the Dramatic Arts. He also serves on the board of the Capitol Riverfront Business Improvement District, which includes the area in which Nationals Park is located.

A graduate of Georgetown University, McCarthy earned his Bachelor of Science Degree in Foreign Service. An avid runner, he is among a small number of people to have completed a marathon on all seven continents.





BETSY PHILPOTT

VICE PRESIDENT, GENERAL COUNSEL

Betsy Philpott joined the Nationals legal department in April 2014 and was promoted to Vice President & General Counsel in February 2020. In her role, she oversees the legal department, baseball and business transactions, and provides strategic legal and business advice to her colleagues.

Prior to joining the Nationals, Philpott worked at the Major League Soccer Players Association and the international law firm, McDermott, Will & Emery, as an associate in the energy and commodities practice group.

Philpott earned a bachelor's degree with distinction in Psychology with a minor in Biology from the University of Virginia, a doctorate of juris prudence from Vanderbilt University Law School and a masters of professional studies in sports industry management from Georgetown University. She resides in Alexandria, Va., with her wife, Rachel, daughter, Piper, son, Rhys, dog, Benson, and their cats, Zola, Jackson and Dax.



RYAN BRINGGER

VICE PRESIDENT, TICKET SALES & SERVICE

Ryan Bringger begins his sixth season with the Washington Nationals, joining the organization as the Vice President of Ticket Sales and Service. In this role, Bringger oversees the Nationals' ticket sales and renewal strategies including: NATS PLUS Membership, Premium Plan Packages, Group Nights, Theme Events, Flexible Plans and Single-Game ticketing programs.

Prior to joining the Nationals, Bringger was the senior director of new business development with the NHL's Tampa Bay Lightning where he was responsible for growing the season ticket and premium seating bases for the Lightning, Tampa Bay Storm and Amalie Arena.

Bringger attended John Carroll University, where he earned a Bachelor of Arts in Communications and played football, earning Captain's honors during his junior and senior seasons.

Bringger resides in Alexandria, Va., with his wife, Cristy, and their three children: Kendall, Jackson and Mason.





**JOHN
CHOI**

VICE PRESIDENT, BUSINESS STRATEGY & ANALYTICS

John Choi joined the Nationals in 2015 and became Vice President of Business Strategy & Analytics in 2021. In this role, he oversees business intelligence, strategy, and analytics across the organization’s revenue and marketing functions.

Prior to joining the Nationals, Choi worked as a management consultant in New York, focusing in sales and marketing strategies for healthcare and consumer goods industries.

Choi earned a Bachelor of Science degree in Systems Engineering from the University of Pennsylvania and a Master of Business Administration degree from the University of Chicago Booth School of Business. He is a native of Los Angeles, Calif.



**SCOTT
FEAR**

VICE PRESIDENT, PUBLIC SAFETY AND SECURITY

Scott Fear joined the Nationals in November 2018 as Vice President of Public Safety and Security. In his role, he is responsible for the safety of guests and staff while at Nationals Park and the security of the stadium and team. After the 2019 Championship season, Fear participated on the USO Tour taking the World Series Trophy (Commissioners Trophy) to our military abroad. “A very humbling experience to witness the joy in the eyes of our service men and woman protecting our freedom,” Fear called it.

Prior to joining the Nationals, he had a career in law enforcement that began in 1990 as a federal law enforcement officer with the United States Park Police (USPP). He had a 29 year career in which he obtained the rank of assistant chief, in this role he was responsible for all law enforcement operations for the agency including Presidential, Foreign Dignitary, and Cabinet level protection in designated areas of Washington DC and the USPP New York and San Francisco Field Offices. He played a vital role in protecting the nation’s monuments and memorials and the millions of visitors who frequented them and who attended the myriad of events that occur on the National Mall, such as the annual Independence Day Celebration on July Fourth and the Presidential Inaugural Events.

Fear earned a bachelor’s degree in Criminal Justice from Shippensburg University. He is also a graduate of the Federal Bureau of Investigations (FBI) 41st Session of the National Executive Institute, (FBI) National Academy 230th session and the 75th Session of the FBI Law Enforcement Executive Development Seminars (LEEDS).





ROSS HOLLANDER

VICE PRESIDENT, ACCOUNTING

Ross Hollander enters his 15th season with the club and third season as Vice President, Accounting. In his position, he leads the Finance Department on all accounting, payables, and financial reporting functions including budgeting, forecasting and league reporting.

Prior to joining the Nationals in June of 2008, Hollander served as the controller for Krisam Group, Inc. / Global Events Partners, Inc. where he led all financial management functions. During his 11-year tenure in the hotel marketing and destination management company (DMC) industry, he served as a key leader in the acquisition of other business units and developed a model for accounting to use in their respective set-ups.

Hollander began his career in accounting at Feddeman & Company, P.C., CPA's, where he served public and private clients across a broad spectrum of businesses.

A graduate from the University of Delaware, School of Business, Hollander earned his Bachelor of Science degree in Accounting and Finance. He is native of Northern Virginia and currently resides in Washington, D.C. where you might find him winding down from the day with a micro-brew on his front stoop.



MISSY JENKINS

VICE PRESIDENT, STRATEGIC PARTNERSHIPS

Missy Jenkins begins her first season with the Nationals, serving as Vice President of Strategic Partnerships. Working closely with the corporate partnerships team, her role is focused on developing and growing long-term corporate revenue through strategic partnerships that will help drive the future fan experience at Nationals Park.

Prior to joining the Nationals, Missy was a principal at the Boston Consulting Group (BCG) working with companies across the consumer industry. She also spent time at Monumental Sports and Entertainment as part of their corporate development team and was responsible for analyzing and implementing new revenue initiatives across the organization.

Missy is a proud graduate of the University of Virginia, where she earned her Bachelor of Arts in History as well as an MBA from the Darden School of Business. She grew up in Virginia Beach, Va. and currently resides in Washington, D.C.



MANAGER & COACHING STAFF





DAVE MARTINEZ 4

MANAGER

BORN / 2022 OPENING DAY AGE
9/26/64 New York, NY / 57

NATIONALS TENURE
Fifth Season

PRO BASEBALL TENURE
34th Season

SCHOOL
Valencia (FL) Community College

RESUME

Dave Martinez is entering his fifth season as the manager of the Washington Nationals after being named the seventh field manager in team history on Oct. 30, 2017...In his four seasons in Washington, Martinez has led the club through a steady, unwavering approach, consistent strategy and never-ending positivity and support for players...That includes an improbable run to the 2019 World Series Championship...For his efforts, Martinez was awarded with a multi-year contract extension with the Washington Nationals on Sept. 26, 2020...On May 6, 2021 vs. Atlanta, Martinez became the longest tenured manager in Nationals history (2005-pres.), passing Manny Acta, who managed 410 games from 2007-09...With a 2-1 win on June 4, 2021 at Philadelphia, Martinez passed Davey Johnson (2011-13) for the most managerial wins in Nationals history (2005-pres.) with 225.

In 2019, Martinez navigated a 19-31 (.380) start to become the second team in Major League history to win a World Series after being 12 games under .500 at any point during a season, joining the 1914 Boston Braves...From May 24 through the end of the 2019 season, Martinez led the Nationals to a 74-38 (.661) record, tied for the second-best record in Major League Baseball from that point through the end of the season...En route to Washington's first World Series championship since 1924, Martinez led Washington to become the first team in Major League history to record five comeback wins when facing elimination in a single Postseason...From Game 4 of the National League Division Series against Los Angeles through Game 2 of the World Series against Houston, the Nationals won eight straight games...The eight-game winning streak matched the longest winning streak by any Club in a single Postseason, joining the 2014 Kansas City Royals, the 2005 Chicago White Sox and 2004 Boston Red Sox.

The 2022 season marks Martinez's 34th season in professional baseball, including 10 years (2008-17) as a Major League bench coach...From 2015-17, he served as the bench coach for the Chicago Cubs where he played an integral role in three Postseason appearances, two National League Central Division titles and the Cubs' 2016 World Series Championship...Prior to joining the Cubs, Martinez spent seven seasons (2008-14) as the bench coach for the Tampa Bay Rays...Martinez joined the Rays in 2008 after serving as a Spring Training instructor for them in 2006 and 2007...Then-manager Joe Maddon offered Martinez the role of bench coach and Martinez went on to serve as Maddon's right-hand man for the next 10 seasons.

COACHING HISTORY

YEAR	CLUB	LEAGUE	W	L	PCT	FINISH
2008	Tampa Bay*	Bench Coach	97	65	.599	1st
2009	Tampa Bay	Bench Coach	84	78	.519	3rd
2010	Tampa Bay**	Bench Coach	96	66	.593	1st
2011	Tampa Bay***	Bench Coach	91	71	.562	2nd
2012	Tampa Bay	Bench Coach	90	72	.556	3rd
2013	Tampa Bay****	Bench Coach	92	71	.564	2nd
2014	Tampa Bay	Bench Coach	77	85	.475	4th
2015	Chicago (NL)^	Bench Coach	97	65	.599	3rd
2016	Chicago (NL)**	Bench Coach	103	58	.640	1st
2017	Chicago (NL)***	Bench Coach	92	70	.568	1st
2018	Washington	Manager	82	80	.506	2nd
2019	Washington#	Manager	93	69	.574	2nd
2020	Washington	Manager	26	34	.433	T4th
2021	Washington	Manager	65	97	.401	5th

MANAGERIAL RECORD **266 280 .487**

- * Won the American League East Division title, lost to the Philadelphia Phillies (4-1) in the World Series
- ** Won the American League East Division title, lost to the Texas Rangers (3-2) in the American League Division Series
- *** Won the American League Wild Card, lost to the Texas Rangers (3-1) in the American League Division Series
- **** Won the American League Wild Card, lost to the Boston Red Sox (3-1) in the American League Division Series
- ^ Won the National League Wild Card, lost to the New York Mets (4-0) in the National League Championship Series
- ** Won the National League Central Division, beat the Cleveland Indians (4-3) in the World Series
- *** Won the National League Central Division, lost to the Los Angeles Dodgers (4-1) in the National League Championship Series
- # Won the National League Wild Card, beat the Houston Astros (4-3) in the World Series

AWARDS AND HONORS

- 2019 World Series Champion (WSH)
- 2016 World Series Champion (CHI)



PLAYING CAREER

A veteran of 16 Major League seasons, Martinez broke into the big leagues with the Chicago Cubs in 1986 at the age of 21...During the 1986 season, he was the 10th-youngest player in Major League Baseball...He made his debut on June 15, 1986 vs. St. Louis and recorded his first hit on June 23 at Philadelphia, a ninth-inning single off Shane Rawley...Martinez played in 1,918 games while amassing 1,599 hits for nine clubs across his 16-year career...Following two-plus seasons with the Cubs (1986-88), Martinez was acquired by the Montreal Expos, where he played from 1988-91...He spent the 1992 season with the Cincinnati Reds before stints with the San Francisco Giants (1993-94) and Chicago White Sox (1995-97)...He was a key member of the 1993 Giants club that won 103 games, but missed out on the Postseason...Following the 1997 season, he signed with the expansion Tampa Bay Devil Rays and in 1998, he recorded the first hit in Devil Rays history, a single off Justin Thompson (DET)...Martinez returned to the Cubs in 2000, while also spending time with the Texas Rangers and Toronto Blue Jays during the 2000 season...He capped his career with the Atlanta Braves, spending the 2001 season with the eventual National League East Division champions.

PERSONAL

Born in Brooklyn, N.Y., David "Davey" Martinez moved to Florida as a youth and attended Lake Howell High School in Winter Park, Fla....He attended Valencia Community College in Orlando, Fla. before being selected by the Chicago Cubs in the 1983 MLB January Draft-Secondary Phase...Is an avid outdoorsman and bike rider...Has four children: Josh, Jagger, Dalton, and Angelica and three grandchildren: Everly Ann, Amora Grace and Arrow.

MARTINEZ CAREER RECORD

YEAR	CLUB	AVG	G	AB	R	H	TB	2B	3B	HR	RBI	SH	SF	HP	BB	SO	SB	CS	OBP	SLG	E
1983	Quad Cities	.244	44	119	17	29	39	6	2	0	10	0	2	1	26	30	10	8	.378	.328	1
	Geneva	.261	64	241	35	63	97	15	2	5	33	1	2	0	40	52	16	6	.364	.402	8
1984	Quad Cities	.220	12	41	6	9	15	2	2	0	5	0	0	1	9	13	3	4	.373	.366	1
1985	Winston-Salem	.342	115	386	52	132	169	14	4	5	54	1	2	3	62	35	38	14	.435	.438	7
1986	Iowa	.289	83	318	52	92	128	11	5	5	32	4	3	1	36	34	42	5	.360	.403	2
	Chicago (NL)	.139	53	108	13	15	21	1	1	1	7	0	1	1	6	22	4	2	.190	.194	1
1987	Chicago (NL)	.292	142	459	70	134	192	18	8	8	36	1	1	2	57	96	16	8	.372	.418	6
1988	Chicago (NL)	.254	75	256	27	65	89	10	1	4	34	0	4	2	21	46	7	3	.311	.348	5
	Montreal	.257	63	191	24	49	68	3	5	2	12	2	1	0	17	48	16	6	.316	.356	1
1989	Montreal	.274	126	361	41	99	138	16	7	3	27	7	1	0	27	57	23	4	.324	.382	7
1990	Montreal	.279	118	391	60	109	165	13	5	11	39	3	2	1	24	48	13	11	.321	.422	6
1991	Montreal	.295	124	396	47	117	166	18	5	7	42	5	3	3	20	54	16	7	.332	.419	4
1992	Cincinnati	.254	135	393	47	100	139	20	5	3	31	6	4	0	42	54	12	8	.323	.354	6
1993	San Francisco	.241	91	241	28	58	87	12	1	5	27	0	0	0	27	39	6	3	.317	.361	1
	Phoenix	.467	3	15	4	7	7	0	0	0	0	0	0	0	1	1	1	0	.500	.467	3
1994	San Francisco	.247	97	235	23	58	85	9	3	4	27	2	0	2	21	22	3	4	.314	.362	3
1995	Chicago (AL)	.307	118	303	49	93	132	16	4	5	37	9	4	1	32	41	8	2	.371	.436	3
1996	Chicago (AL)	.318	146	440	85	140	206	20	8	10	53	2	1	3	52	52	15	7	.393	.468	6
1997	Chicago (AL)	.286	145	504	78	144	208	16	6	12	55	5	6	3	55	69	12	6	.356	.413	7
1998	Tampa Bay	.256	90	309	31	79	99	11	0	3	20	0	1	2	35	52	8	7	.334	.320	1
1999	Tampa Bay	.284	143	514	79	146	199	25	5	6	66	10	5	5	60	76	13	6	.361	.387	8
2000	Tampa Bay	.260	29	104	12	27	38	4	2	1	12	1	2	0	10	17	1	4	.319	.365	0
	Chicago (NL)	.185	18	54	5	10	13	1	1	0	1	0	0	0	2	8	1	0	.214	.241	1
	Texas	.269	38	119	14	32	44	4	1	2	12	0	0	1	14	20	2	1	.351	.370	0
	Toronto	.311	47	180	29	56	74	10	1	2	22	0	1	1	24	28	4	2	.393	.411	2
2001	Atlanta	.287	120	237	33	68	91	11	3	2	20	0	0	1	21	44	3	3	.347	.384	0
	MLB TOTALS	.276	1918	5795	795	1599	2254	238	72	91	580	53	37	28	567	893	183	94	.341	.389	68
	MINORS TOTALS	.296	321	1120	166	332	455	48	15	15	136	6	9	6	174	165	110	37	.391	.406	19

2001 POSTSEASON

RD.	CLUB, OPP.	AVG	G	AB	R	H	TB	2B	3B	HR	RBI	SH	SF	HP	BB	SO	SB	CS	OBP	SLG	E
NLDS	ATL vs. HOU	.000	1	1	0	0	0	0	0	0	0	0	0	0	0	0	0	0	.000	.000	0
NLCS	ATL vs. ARI	.200	4	5	0	1	1	0	0	0	0	0	0	0	0	1	0	0	.200	.200	0
TOTALS		.167	5	6	0	1	1	0	0	0	0	0	0	0	0	1	0	0	.167	.167	0



MANAGERS

FRANCHISE HISTORY

MANAGER	YEARS	W	L	T	PCT	GAMES	MANAGER	YEARS	W	L	T	PCT	GAMES
Gene Mauch	1969-75	499	627	1	.443	1127	Felipe Alou	1992-01	691	717	1	.490	1409
Karl Kuehl	1976	43	85	0	.336	128	Jeff Torborg	2001	47	62	0	.431	109
Charlie Fox	1976	12	22	0	.353	34	Frank Robinson	2002-06	385	425	0	.475	810
Dick Williams	1977-81	380	347	0	.523	727	Manny Acta	2007-09	158	252	0	.385	410
Jim Fanning	1981-82, 1984	116	103	0	.530	219	Jim Riggleman	2009-11	140	172	0	.449	312
Bill Virdon	1983-84	146	147	1	.497	294	Davey Johnson	2011-13	224	183	0	.550	407
Buck Rodgers	1985-91	520	499	1	.510	1020	Matt Williams	2014-15	179	145	0	.552	324
Tom Runnells	1991-92	68	81	0	.456	149	Dusty Baker	2016-17	192	132	0	.593	324
							Dave Martinez	2018-	266	280	0	.487	546

WASHINGTON NATIONALS HISTORY (2005-pres.)

MANAGER	YEARS	W	L	T	PCT	GAMES
Frank Robinson	2005-06	152	172	0	.469	324
Manny Acta	2007-09	158	252	0	.385	410
Jim Riggleman	2009-11	140	172	0	.449	312
Davey Johnson	2011-13	224	183	0	.550	407
Matt Williams	2014-15	179	145	0	.552	324
Dusty Baker	2016-17	192	132	0	.593	324
Dave Martinez	2018-	266	280	0	.487	546





TIM BOGAR 24

BENCH COACH

BORN / 2022 OPENING DAY AGE
10/28/66 Indianapolis, IN / 55

NATIONALS TENURE
Fifth Season, Third as Bench Coach

PRO BASEBALL TENURE
34th Season

SCHOOL
Eastern Illinois University

RESUME

Bogar returns for his fifth season on Dave Martinez's staff, his third as the bench coach...He spent his first two seasons in D.C. (2018-19) as Washington's first base coach...During his tenure with the Nationals, Bogar has worked extensively with Washington's infielders...The 2022 season will mark Bogar's 14th season as a Major League coach...Under Bogar's guidance at first base, the Nationals tied for the National League lead with 116 stolen bases in 2019...In 2018, the club ranked second in the National League in stolen bases (119) and stolen base percentage (78.3%)...Bogar came to the Nationals after spending two seasons (2016-17) as the Seattle Mariners' bench coach...A veteran Major League coach, Minor League manager, and one-time interim manager for the Texas Rangers (2014), Bogar last manned the first base coach's box for the Boston Red Sox in 2009...Bogar spent the 2015 season as a special assistant to the general manager with the Los Angeles Angels...He served as the bench coach for the Rangers in 2014, and eventually manager...In 2013, he managed Los Angeles Angels' Double-A Arkansas to a 73-66 record and a second-half Northern Division championship...Bogar spent four seasons on the Major League coaching staff with the Red Sox (2009-12), as first base coach (2009), third base coach (2010-11), and bench coach (2012)...Bogar filled the role of quality assurance coach for the Tampa Bay Rays in 2008, working alongside Dave Martinez, after four seasons managing in the Minor Leagues – where he took teams to championship series four times, including winning the Appalachian League title in 2004.

PLAYING CAREER

Bogar played parts of nine Major League seasons, appearing in 701 games for the New York Mets (1993-96), Houston Astros (1997-2000) and the Los Angeles Dodgers (2001)...He was a part of three consecutive National League Central titles with the Astros...Primarily a shortstop during his nine-year Major League playing career, Bogar appeared at shortstop, third base, first base, second base, left field, and even pitched twice...He was selected by the New York Mets in the eighth round of the 1987 Draft and went on to hit .228 with 69 doubles, nine triples, 24 homers, 161 RBI, 143 walks and 180 runs scored in his career.

PERSONAL

Timothy Paul Bogar is a native of Indianapolis, Ind. and graduated from Buffalo Grove (Ill.) High School...He attended Eastern Illinois University where he was named Mid-Continent Conference MVP in 1987...Bogar resides in Trophy Club, Texas with his wife, Wendy, and their four children: sons T.J. and Ty, and daughters Aralee Anne and Jesse Lynn.

MANAGERIAL RECORD					
YEAR	CLUB	LEAGUE	W	L	PCT FINISH
2004	Greenville	Appalachian League	41	26	.612 1st
2005	Lexington	South Atlantic League	81	58	.583 1st
2006	Akron	Eastern League	87	55	.613 1st
2007	Akron	Eastern League	80	61	.567 3rd
2013	Arkansas	Texas League	73	66	.525 3rd
2014	Texas	American League	14	8	.636 5th
MINORS TOTALS			362	266	.576
MLB TOTALS			14	8	.636

AWARDS AND HONORS	
2019 World Series Champion (WSH)
2013 Texas League Northern Division Championship (second half)
2006 Eastern League Manager of the Year
2004 Appalachian League Championship
2004 Appalachian League Manager of the Year



BOGAR CAREER RECORD

YEAR	CLUB	AVG	G	AB	R	H	TB	2B	3B	HR	RBI	SH	SF	HP	BB	SO	SB	CS	OBP	SLG	E
1987	Little Falls	.234	58	205	31	48	57	9	0	0	23	0	2	3	18	39	2	2	.303	.278	24
1988	St. Lucie	.275	76	236	34	65	80	7	1	2	30	4	1	2	34	57	9	7	.370	.339	19
	Columbia	.282	45	142	19	40	57	4	2	3	21	1	2	3	22	29	5	3	.385	.401	8
1989	Jackson	.266	112	406	44	108	143	13	5	4	45	3	5	7	41	57	8	3	.340	.352	29
1990	Tidewater	.162	33	117	10	19	21	2	0	0	4	4	0	1	8	22	1	1	.222	.179	10
1991	Tidewater	.257	65	218	23	56	70	11	0	1	23	4	2	1	20	35	1	0	.320	.321	11
	Williamsport	.251	63	243	33	61	83	12	2	2	25	2	4	2	20	44	13	8	.309	.342	8
1992	Tidewater	.279	129	481	54	134	183	32	1	5	38	5	0	3	14	65	7	7	.303	.380	15
1993	New York (NL)	.244	78	205	19	50	72	13	0	3	25	1	1	3	14	29	0	1	.300	.351	9
1994	New York (NL)	.154	50	52	5	8	14	0	0	2	5	2	1	0	4	11	1	0	.211	.269	1
	Norfolk	.105	5	19	0	2	2	0	0	0	1	0	0	0	1	4	0	0	.150	.105	0
1995	New York (NL)	.290	78	145	17	42	52	7	0	1	21	2	1	0	9	25	1	0	.329	.359	6
1996	New York (NL)	.213	91	89	17	19	23	4	0	0	6	3	2	2	8	20	1	3	.287	.258	1
1997	Houston	.249	97	241	30	60	94	14	4	4	30	3	4	3	24	42	4	1	.320	.390	6
1998	Houston	.154	79	156	12	24	33	4	1	1	8	1	1	2	9	36	2	1	.208	.212	3
1999	Houston	.239	106	309	44	74	106	16	2	4	31	0	3	4	38	52	3	5	.328	.343	9
2000	Houston	.207	110	304	32	63	97	9	2	7	33	5	4	3	35	56	1	1	.292	.319	12
2001	Los Angeles (NL)	.333	12	15	4	5	13	2	0	2	2	0	0	0	2	1	0	0	.412	.867	0
	Las Vegas	.250	16	52	8	13	18	5	0	0	4	0	0	0	3	11	0	1	.291	.346	3
2002	Colorado Springs	.163	13	43	2	7	8	1	0	0	1	0	0	0	1	6	0	2	.182	.186	2
MINORS TOTALS		.256	615	2162	258	553	722	96	11	17	215	23	16	22	182	369	46	34	.318	.354	129
MLB TOTALS		.228	701	1516	180	345	504	69	9	24	161	17	17	17	143	272	13	12	.298	.332	47

1999 POSTSEASON

RD.	CLUB, OPP.	AVG	G	AB	R	H	TB	2B	3B	HR	RBI	SH	SF	HP	BB	SO	SB	CS	OBP	SLG	E
NLDS	HOU vs. ATL	.750	2	4	0	3	4	1	0	0	1	0	0	0	1	0	0	0	.800	1.000	0
TOTALS		.750	2	4	0	3	4	1	0	0	1	0	0	0	1	0	0	0	.800	1.000	0





ERIC YOUNG JR. 12

FIRST BASE COACH

BORN / 2022 OPENING DAY AGE
5/25/85 New Brunswick, NJ / 36

NATIONALS TENURE
1st Season

PRO BASEBALL TENURE
18th Season

SCHOOL
Piscataway Township (NJ) High School

RESUME

Young Jr. will serve as Washington's first base coach in 2022...This marks his first stint as a member of a Major League coaching staff after spending the 2021 season in the Mariners organization as a coach for Triple-A Tacoma.

AWARDS AND HONORS

- 2013..... National League Stolen Base Title
- 2009 SiriusXM All-Star Futures Game

PLAYING CAREER

An outfielder and veteran of 10 Major League seasons, Young Jr. appeared in 651 Major League games with the Colorado Rockies (2009-13), New York Mets (2013-14, 2015), Atlanta Braves (2015), New York Yankees (2016) and Los Angeles Angels (2017-18)...He was the National League stolen base champion in 2013 with 46 stolen bases.

PERSONAL

Eric Orlando Young Jr. ...He is the son of former Major Leaguer and current Atlanta Braves first base coach Eric Young...Is married to wife, Victoria.

YOUNG JR CAREER RECORD

YEAR	CLUB	AVG	G	AB	R	H	TB	2B	3B	HR	RBI	SH	SF	HP	BB	SO	SB	CS	OBP	SLG	E
2004	Casper	.264	23	87	20	23	30	5	1	0	7	2	0	1	20	13	13	14	.407	.345	7
2005	Casper	.301	63	219	48	66	96	7	7	3	25	4	2	4	35	52	25	10	.404	.438	22
2006	Asheville	.295	128	482	92	142	197	28	6	5	49	9	1	10	67	75	87	31	.391	.409	27
2007	Modesto	.291	130	540	113	157	232	29	11	8	63	12	2	13	46	105	73	18	.359	.430	25
2008	Tulsa	.290	105	403	74	117	158	24	4	3	33	6	0	6	61	77	46	16	.391	.392	14
2009	Colorado Spring	.299	119	472	118	141	203	21	10	7	43	12	0	12	56	79	58	14	.387	.430	17
	Colorado	.246	30	57	7	14	18	1	0	1	1	0	0	4	12	4	4	.295	.316	0	
2010	Colorado Spring	.252	33	123	20	31	41	5	1	1	9	1	2	15	32	10	0	.340	.333	5	
	Colorado	.244	51	172	26	42	49	5	1	0	8	0	0	17	32	17	6	.312	.285	7	
	Tulsa	.231	4	13	2	3	3	0	0	0	0	0	0	1	1	0	0	.286	.231	1	
2011	Colorado Spring	.363	58	223	61	81	123	18	9	2	28	6	5	2	39	36	17	1	.454	.552	8
	Colorado	.247	77	198	34	49	59	4	3	0	10	1	1	3	26	38	27	4	.342	.298	4
2012	Colorado	.316	98	174	36	55	78	7	2	4	15	5	0	4	13	31	14	2	.357	.448	0
2013	Colorado	.242	57	165	22	40	58	9	3	1	6	4	0	0	11	33	8	4	.290	.352	2
	New York (NL)	.251	91	374	48	94	123	18	4	1	26	6	1	2	35	67	38	7	.318	.329	2
2014	New York (NL)	.229	100	280	48	64	87	10	5	1	17	5	2	5	24	60	30	6	.299	.311	1
	St.Lucie	.250	1	4	2	1	1	0	0	0	0	0	0	1	0	0	0	.400	.250	0	
	Binghamton	.000	3	9	2	0	0	0	0	0	0	0	0	2	3	1	0	.182	.000	0	
2015	Atlanta	.169	35	77	7	13	21	4	2	0	5	2	0	0	6	17	3	0	.229	.273	0
	Gwinnett	.248	67	234	36	58	73	6	3	1	27	8	1	4	33	43	23	3	.349	.312	4
	Las Vegas	.261	8	23	1	6	8	2	0	0	1	0	0	0	4	2	3	1	.370	.348	0
	New York (NL)	.000	18	8	9	0	0	0	0	0	0	0	1	0	1	3	2	.111	.000	0	
2016	Colorado Springs	.263	116	289	48	76	98	9	2	3	30	4	2	3	31	51	23	6	.338	.339	0
	New York (AL)	.000	6	1	2	0	0	0	0	0	0	0	0	0	1	0	0	.000	.000	0	
2017	Salt Lake	.305	83	341	67	104	153	15	5	8	52	4	1	6	33	56	20	7	.375	.449	1
	Los Angeles (AL)	.264	47	110	24	29	46	5	0	4	16	3	0	7	5	31	12	3	.336	.418	0
2018	Los Angeles (AL)	.202	41	109	12	22	33	4	2	1	8	0	1	1	6	29	5	.248	.303	1	
	Salt Lake	.300	84	307	46	92	139	18	7	5	34	2	4	0	35	66	10	6	.367	.453	0
2019	Tacoma	.236	33	127	16	30	46	4	3	2	11	0	3	2	10	26	3	2	.296	.362	1
	AZ Mariners	.333	2	6	3	2	2	0	0	0	1	0	0	0	3	0	1	0	.556	.333	0
	Monclova	.315	27	111	30	35	48	7	0	2	6	0	1	2	15	22	5	1	.403	.432	0
	MINORS TOTALS	.290	1087	4013	799	1165	1651	198	69	50	419	70	23	67	507	740	419	117	.377	.411	131
	MLB TOTALS	.245	651	1725	275	422	572	67	22	13	112	26	5	23	147	350	162	39	.312	.332	17



GARY DISARCINA 10

THIRD BASE COACH

BORN / 2022 OPENING DAY AGE
11/19/67 Malden, MA / 54

NATIONALS TENURE
1st Season

PRO BASEBALL TENURE
32nd Season

SCHOOL
University of Massachusetts

RESUME

DiSarcina joins Washington's coaching staff after spending the previous four seasons (2018-21) with the New York Mets...He served as New York's third base coach for three seasons (2019-21) after serving as the Mets' bench coach in 2018...He spent 2017 as the bench coach for the Boston Red Sox and prior to that, spent three seasons with the Los Angeles Angels as their first base coach (2016) and third base coach (2014-15)...He joined the coaching ranks in 2007 as the manager of Single-A Lowell in Boston's Minor League system...He posted a winning record in each of his four seasons (2007-10) as a Minor League manager and led the clubs to three divisional titles...Following his 2013 season with Triple-A Pawtucket, he was named *Baseball America's* Minor League Manager of the Year.

MANAGERIAL RECORD						
YEAR	CLUB	LEAGUE	W	L	PCT	FINISH
2007	Lowell	New-York Penn League	40	36	.526	2nd
2008	Lowell	New-York Penn League	40	33	.548	1st
2009	Lowell	New-York Penn League	45	30	.600	1st
2013	Pawtucket	International League	80	63	.59	1st
MINORS TOTALS			205	162	.559	

AWARDS AND HONORS	
2013 <i>Baseball America</i> Minor League Manager of the Year
1995 American League All-Star (TEX)

PLAYING CAREER

A veteran of 12 Major League seasons as a shortstop, he spent his entire major league career with the Angels from 1989-2000 after being selected by the team in the sixth-round of the 1988 June First-Year Player Draft...Made 1,056 of his starts at shortstop...He posted a .258 career batting average in 1,086 major league games...Was an All-Star in 1995 and was the team MVP in 1998.

PERSONAL

Gary Thomas DiSarcina...Resides in Boston, Mass. with his two children, Carlee and Gary Jr.

DISARCINA CAREER RECORD

YEAR	CLUB	AVG	G	AB	R	H	TB	2B	3B	HR	RBI	SH	SF	HP	BB	SO	SB	CS	OBP	SLG	E
1988	Bend	.305	71	295	40	90	117	11	5	2	39	4	4	2	27	34	7	4	.363	.397	27
1989	Midland	.286	126	441	65	126	170	18	7	4	54	7	5	4	24	54	11	6	.325	.385	30
	California	----	2	0	0	0	0	0	0	0	0	0	0	0	0	0	0	0	----	----	0
1990	Edmonton	.212	97	330	46	70	98	12	2	4	37	5	2	4	25	46	5	3	.274	.297	24
	California	.140	18	57	8	8	11	1	1	0	0	1	0	0	3	10	1	0	.183	.193	4
1991	Edmonton	.310	119	390	61	121	162	21	4	4	58	4	3	9	29	32	16	5	.369	.415	20
	California	.211	18	57	5	12	14	2	0	0	3	2	0	2	3	4	0	0	.274	.246	4
1992	California	.247	157	518	48	128	156	19	0	3	42	5	3	7	20	50	9	7	.283	.301	25
1993	California	.238	126	416	44	99	130	20	1	3	45	5	3	6	15	38	5	7	.273	.313	14
1994	California	.260	112	389	53	101	128	14	2	3	33	10	2	2	18	28	3	7	.294	.329	9
1995	California	.307	99	362	61	111	166	28	6	5	41	7	3	2	20	25	7	4	.344	.459	6
1996	California	.256	150	536	62	137	186	26	4	5	48	16	1	2	21	36	2	1	.286	.347	20
1997	Anaheim	.246	154	549	52	135	179	28	2	4	47	8	5	4	17	29	7	8	.271	.326	15
1998	Anaheim	.287	157	551	73	158	212	39	3	3	56	12	3	8	21	51	11	7	.321	.385	14
1999	LakeElsinore	.083	4	12	0	1	0	0	0	0	0	1	0	0	1	0	0	0	.154	.083	1
	Erie	.300	5	20	1	6	6	0	0	0	2	0	0	0	4	0	2	2	.300	.300	0
	Anaheim	.229	81	271	32	62	74	7	1	1	29	9	1	2	15	32	2	2	.273	.273	15
2000	Anaheim	.395	12	38	6	15	20	2	0	1	11	2	0	1	1	3	0	1	.425	.526	5
2001		DID NOT PLAY/Injured																			
2002	Pawtucket	.243	35	144	23	35	53	11	2	1	9	2	2	4	8	15	0	1	.297	.368	3
	MINORS TOTALS	.275	457	1632	236	449	1276	73	20	15	199	23	16	23	114	185	39	21	.328	.372	105
	MLB TOTALS	.258	1086	3744	444	966	607	186	20	28	355	77	21	36	154	306	47	44	.292	.341	131



DARNELL COLES 7

HITTING COACH

BORN / 2022 OPENING DAY AGE
6/2/62 San Bernardino, CA / 59

NATIONALS TENURE
1st Season

PRO BASEBALL TENURE
35th Season

SCHOOL
Dwight D. Eisenhower (CA) High School

RESUME

Coles joins the Nationals after spending the previous three seasons (2019-21) as the hitting coach for the Arizona Diamondbacks...In 2019, the Diamondbacks matched a club record with 220 home runs, an increase of 44 home runs from the previous season...That season, Arizona had six players with at least 15 home runs...Prior to his time with the Diamondbacks, he served as the hitting coach for the Milwaukee Brewers from 2015-18...Coles was the assistant hitting coach for the Detroit Tigers in 2014, his first career coaching stint at the Major League level...He was with the Brewers organization from 2010-13 where he served two seasons as hitting coordinator before serving as the manager of Double-A Huntsville for two seasons (2012-13)...Coles returns to the Nationals organization where he spent four seasons (2006-09) in various roles in the Minor League system.

MANAGERIAL RECORD					
YEAR	CLUB	LEAGUE	W	L	PCT FINISH
2007	Vermont	SS	37	37	.507 3rd
2008	Hagerstown	A	61	78	.439 5th/6th
2012	Huntsville	(AA)	65	74	.468 2nd/5th
2013	Huntsville	(AA)	59	79	.428 5th/4th
MINORS TOTALS			222	268	.453

PLAYING CAREER

Coles played 14 Major League seasons with eight different clubs...He was a teammate of Dave Martinez on the Cincinnati Reds in 1992 and a member of the 1993 World Series Champion Toronto Blue Jays.

PERSONAL

Darnell Coles...Is married to wife, Shari...They have three children: DeAnna, Darnell Jr. and Jared.

COLES CAREER RECORD

YEAR	CLUB	AVG	G	AB	R	H	TB	2B	3B	HR	RBI	SH	SF	HP	BB	SO	SB	CS	OBP	SLG	E
1980	Bellingham	.214	35	117	23	25	36	3	1	2	12	2	1	1	22	24	1	3	.340	.308	28
1981	Wausau	.274	111	354	53	97	150	20	3	9	48	5	5	6	42	67	9	8	.356	.424	52
1982	Bakersfield	.303	136	482	91	146	211	24	4	11	55	8	9	6	68	61	27	16	.389	.438	73
1983	Chattanooga	.287	72	261	49	75	108	10	4	5	24	3	1	3	41	39	12	10	.389	.414	30
1983	Salt Lake City	.316	61	234	43	74	126	12	5	10	41	0	1	5	20	19	11	2	.381	.538	75
1983	Seattle	.283	27	92	9	26	36	7	0	1	6	1	0	0	7	12	0	3	.333	.391	4
1984	Salt Lake City	.318	69	242	57	77	147	22	3	14	68	6	6	2	48	41	7	2	.426	.607	16
	Seattle	.161	48	143	15	23	28	3	1	0	6	3	0	2	17	26	2	1	.259	.196	8
1985	Calgary	.320	31	97	16	31	51	8	0	4	24	1	1	2	17	15	2	1	.427	.526	5
	Seattle	.237	27	59	8	14	21	4	0	1	5	0	2	1	9	17	0	1	.338	.356	6
1986	Detroit	.273	142	521	67	142	236	30	2	20	86	7	8	6	45	84	6	2	.333	.453	23
1987	Toledo	.324	10	37	7	12	20	5	0	1	8	0	0	0	4	2	0	2	.390	.541	1
	Detroit	.181	53	149	14	27	46	5	1	4	15	2	1	2	15	23	0	1	.263	.309	0
	Pittsburgh	.227	40	119	20	27	53	8	0	6	24	3	2	1	19	20	1	3	.333	.445	17
1988	Pittsburgh	.232	68	211	20	49	79	13	1	5	36	0	7	3	20	41	1	1	.299	.374	6
	Seattle	.292	55	195	32	57	99	10	1	10	34	2	3	4	17	26	3	2	.356	.508	3
1989	Seattle	.252	146	535	54	135	192	21	3	10	59	2	3	6	27	61	5	4	.294	.359	2
1990	Seattle	.215	37	107	9	23	36	5	1	2	16	0	1	1	4	17	0	0	.248	.336	17
	Detroit	.204	52	108	13	22	27	2	0	1	4	1	1	0	12	21	0	4	.281	.250	10
1991	San Francisco	.214	11	14	1	3	3	0	0	0	0	0	0	0	2	0	0	0	.214	.214	0
	Phoenix	.290	83	328	43	95	140	23	2	6	65	1	3	6	27	43	0	0	.352	.427	
1992	Nashville	.296	22	81	19	24	47	5	0	6	16	0	1	2	8	13	1	0	.370	.580	0
	Cincinnati	.312	55	141	16	44	68	11	2	3	18	3	2	0	3	15	1	0	.322	.482	5
1993	Toronto	.253	64	194	26	49	72	9	1	4	26	1	2	4	16	29	1	1	.319	.371	10
1994	Toronto	.210	48	143	15	30	50	6	1	4	15	0	2	1	10	25	0	0	.263	.350	5
1995	St. Louis	.225	63	138	13	31	47	7	0	3	16	0	1	3	16	20	0	0	.316	.341	3
1996	Chunichi (JPL)	.302	130	513	77	155	259	15	1	29	79	3	3	6	54	79	0	3	.373	.505	—
1997	Hanshin (JPL)	.242	63	231	28	56	93	16	0	7	28	0	1	1	13	40	0	0	.285	.403	—
	Colorado	.318	21	22	1	7	11	1	0	1	2	0	0	1	0	6	0	0	.348	.500	0
MINORS TOTALS		.294	630	2233	401	656	1036	132	22	68	361	26	28	33	297	324	70	44	.580	.994	252
JAPANESE LEAGUE TOTALS		.284	193	744	105	211	352	31	1	36	107	3	4	7	67	119	0	3	.820	.473	—
MLB TOTALS		.245	957	2891	333	709	1104	142	14	75	368	25	35	35	237	445	20	23	.307	.382	99



PAT ROESSLER 66

ASST. HITTING COACH

BORN / 2022 OPENING DAY AGE
12/27/59 Phoenix, AZ / 62

NATIONALS TENURE
Third Season

PRO BASEBALL TENURE
35th Season

SCHOOL
University of Arizona

RESUME

Roessler returns to the Nationals for his third season as the assistant hitting coach...He joined Dave Martinez's staff in 2020, after spending the 2019 season as a player development advisor for the New York Yankees...He was promoted to the role of hitting coach with the New York Mets in 2018 after serving as the assistant hitting coach from 2014-17...Prior to his stint with the New York Mets, he worked as the director of player development for the New York Yankees for 10 seasons (2004-13)...At various points during that stint with the Yankees, he served as their field coordinator and hitting coordinator...In 2006, he took over as the manager of Single-A Charleston from July 12 through the end of the season...Prior to joining the Yankees, he served as the Minor League hitting coordinator for the Houston Astros from 2002-04...In 2000 and 2001, was the Major League hitting coach for the Montreal Expos...In addition, he served as the minor league hitting coordinator for the Expos from 1995-97...He worked in the Chicago White Sox organization from 1988-94...Was the hitting coach for Single-A South Bend in 1994, for Single-A Sarasota in 1993 and 1989 and for Double-A Birmingham from 1990-92...He was a roving hitting instructor in 1988...From 1983-88, he was an assistant baseball coach with Old Dominion (Va.) University.

PERSONAL

Pat Roessler graduated from the University of Arizona in 1983 where he received a B.A. degree in Physical Education and was a member of their 1980 College World Series Championship team...He received his master's degree in sports management from Old Dominion (Va.) University in 1987...Is married to wife, Cindi Roessler...His daughter Tori is a lawyer who lives and works in Washington D.C.





JIM HICKEY 48

PITCHING COACH

BORN / 2022 OPENING DAY AGE
10/12/61 Chicago, IL / 60

NATIONALS TENURE
2nd Season

PRO BASEBALL TENURE
40th Season

SCHOOL
University of Texas-Pan American

RESUME

Hickey returns for his second season as Washington's pitching coach... He joined Washington in 2021 after spending the previous two seasons (2019-20) as a special assistant for player development with the Los Angeles Dodgers...The 2022 season will be Hickey's 40th season in professional baseball and his 17th as a Major League pitching coach... He served in the role with the Chicago Cubs (2018), Tampa Bay Rays (2007-17) and Houston Astros (2004-06)...Hickey coached alongside Dave Martinez in Tampa Bay during Martinez's time as the Rays' bench coach (2008-14)... During his 11 seasons with Tampa Bay, the Rays ranked among American League staffs in opponents average (1st, .247), WHIP (1st, 1.28), shutouts (11st, 127), ERA (2nd, 3.95) and strikeouts (2nd, 13,988)...In 2005 and 2006, Houston's pitching staff ranked second in the National League in ERA each season...Hickey joined Houston's staff following seven seasons as pitching coach with Triple-A New Orleans and 16 total seasons as a coach in Houston's Minor League system.

Hickey has been a part of seven Postseason appearances (2018, 2013, 2011, 2010, 2008, 2005, 2004) including two World Series appearances in 2008 with Tampa Bay and in 2005 with Houston...Hickey has coached 12 different All-Stars: Alex Colomé (2016), Chris Archer (2015), Brad Boxberger (2015), David Price (2010-12, 2014), Matt Moore (2013), Fernando Rodney (2012), James Shields (2011), Rafael Soriano (2010), Scott Kazmir (2008), Roy Oswalt (2005-06), Roger Clemens (2005) and Brad Lidge (2005).

PLAYING CAREER

Hickey pitched in 204 games, going 39-31 with a 3.54 ERA across seven Minor League seasons with the Chicago White Sox (1983-87), Los Angeles Dodgers (1988) and Houston Astros (1989)...He was selected in the 13th round of the 1983 First-Year Player Draft out of the University of Texas Pan-American...He was a first-team All-American in 1983 and is now a member of the school's Hall of Fame.

PERSONAL

James Joseph Hickey...Graduated from Kennedy High School in Chicago, Ill...He has three children: Austin, Addison and Cameron.

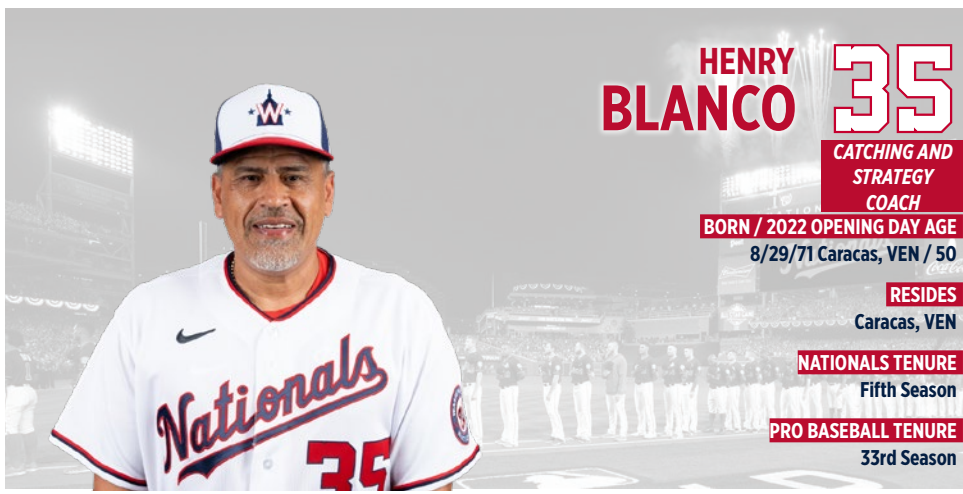
HICKEY CAREER RECORD

YEAR	CLUB	W	L	ERA	G	GS	CG	SHO	SV	IP	H	R	ER	HR	HB	BB	SO	SO/9	WP	BK	BAA
1983	Niagara Falls	7	4	3.91	16	15	2	0	0	94.1	102	50	41	3	3	39	76	7.3	9	1	—
1984	Appleton	13	5	1.81	49	0	0	0	20	99.1	88	30	20	2	1	32	96	8.7	7	1	—
1985	Buffalo	1	0	7.71	7	1	0	0	0	16.1	25	14	14	3	1	5	12	6.6	1	1	—
	Glens Falls	7	6	3.86	25	10	4	1	2	93.1	90	46	40	6	3	42	39	3.8	3	1	—
1986	Birmingham	6	5	3.17	42	4	0	0	7	96.2	94	46	34	6	1	37	67	6.2	3	0	—
1987	Birmingham	0	2	6.29	7	1	1	0	0	24.1	28	20	17	8	1	7	14	5.2	0	0	—
	Daytona Beach	3	1	1.93	15	2	0	0	0	32.2	25	12	7	1	1	10	18	5	2	0	—
1988	San Antonio	0	2	2.85	17	1	0	0	0	41.0	41	19	13	4	2	11	15	3.3	1	1	—
1989	Columbus	2	6	4.61	26	6	1	0	0	82.0	90	51	42	9	2	19	41	4.5	3	3	—
MINORS TOTALS		39	31	3.54	204	40	8	1	29	580.0	583	288	228	42	15	202	378	5.9	29	8	—

COACHING YEAR-BY-YEAR

- 1991-2004 Houston Minor League Pitching Coach
- 2004-2006 Houston Major League Pitching Coach
- 2007-2017 Tampa Bay Major League Pitching Coach
- 2018 Chicago (NL) Major League Pitching Coach





HENRY BLANCO 35

CATCHING AND STRATEGY COACH

BORN / 2022 OPENING DAY AGE
8/29/71 Caracas, VEN / 50

RESIDES
Caracas, VEN

NATIONALS TENURE
Fifth Season

PRO BASEBALL TENURE
33rd Season

RESUME

Blanco returns in the newly created position of catching and strategy coach, working with Nationals catchers while also providing strategic input in all aspects of game planning...Prior to this, Blanco served as Washington's bullpen coach since joining the staff in 2018...The 2022 season will mark his eighth consecutive season coaching alongside Dave Martinez...The two also worked together while Blanco held the role as the Chicago Cubs' quality assurance coach for three seasons (2015-17)...The 2022 season will mark his ninth season as a coach, adding a year as an assistant coach/bullpen catcher for the Arizona Diamondbacks in 2014, and his 33rd in professional baseball...Blanco joined the coaching ranks after a 16-year Major League career...Blanco managed the Bravos de Margarita of the Venezuelan Winter League in 2020-21.

AWARDS AND HONORS


- 2019 World Series Champion (WSH)
- 2016 World Series Champion (CHI)

PLAYING CAREER

A catcher during his playing career, Blanco appeared with 11 different Major League teams...Originally signed by the Dodgers as a non-drafted free agent in November, 1989, Blanco appeared in the Major Leagues for the Dodgers (1997), Rockies (1999), Brewers (2000-01), Braves (2002-03), Twins (2004), Cubs (2005-08), Padres (2009), Mets (2010), Diamondbacks (2011-12), Blue Jays (2013) and Mariners (2013)...Blanco finished his Major League career with a 40.5 percent caught-stealing percentage (245-for-605) and was 29 games shy of becoming the eighth player from Venezuela to appear in 1,000 MLB games.

PERSONAL

Henry Blanco is a native of Caracas, Venezuela and attended Antonio Jose de Sucre High School in Venezuela...Blanco is a participant in the Garth Brooks Teammates for Kids Foundation, which helps raise money for Child Life programs in pediatric hospitals, sports and recreational programs in inner cities, and educational opportunities for the underprivileged.



BLANCO CAREER RECORD

YEAR	CLUB	AVG	G	AB	R	H	TB	2B	3B	HR	RBI	SH	SF	HP	BB	SO	SB	CS	OBP	SLG	E
1990	Dodgers	.219	60	178	23	39	50	8	0	1	19	0	4	1	26	41	7	2	.316	.281	11
1991	Vero Beach	.143	5	7	0	1	1	0	0	0	0	0	0	2	0	0	0	0	.333	.143	0
1992	Bakersfield	.255	62	216	35	55	79	7	1	5	28	2	3	1	27	39	3	6	.336	.366	8
1992	Bakersfield	.234	124	401	42	94	134	21	2	5	52	10	9	9	51	91	10	6	.328	.334	14
1993	San Antonio	.195	117	374	33	73	124	19	1	10	42	2	1	4	29	80	3	3	.260	.332	16
1994	San Antonio	.230	132	405	36	93	138	23	2	6	38	5	3	2	53	67	6	6	.320	.341	21
1995	Albuquerque	.227	29	97	11	22	34	4	1	2	13	1	2	0	10	23	0	0	.294	.351	2
1995	San Antonio	.255	88	302	37	77	139	18	4	12	48	0	0	4	29	52	1	1	.328	.460	11
1996	Albuquerque	.167	2	6	1	1	1	0	0	0	0	0	0	0	3	0	0	0	.167	.167	0
1996	San Antonio	.267	92	307	39	82	113	14	1	5	40	3	5	0	28	38	2	3	.324	.368	13
1997	Los Angeles (NL)	.400	3	5	1	2	5	0	0	1	1	0	0	0	0	1	0	0	.400	1.000	0
1997	Albuquerque	.313	91	294	38	92	132	20	1	6	47	1	3	1	37	63	7	4	.388	.449	3
1998	Albuquerque	.269	48	134	19	36	59	11	0	4	23	0	2	0	22	27	2	0	.367	.440	4
1998	San Bernardino	.316	7	19	5	6	13	1	0	2	3	0	0	0	4	6	1	0	.435	.684	0
1999	Colorado	.232	88	263	30	61	97	12	3	6	28	3	2	1	34	38	1	1	.320	.369	5
1999	Colorado Springs	.333	15	57	8	19	32	4	0	3	12	1	1	0	1	12	0	1	.339	.561	1
2000	Milwaukee	.236	93	284	29	67	112	24	0	7	31	0	4	0	36	60	0	3	.318	.394	5
2000	Indianapolis	.333	1	3	1	1	2	1	0	0	0	0	0	0	1	0	0	0	.500	.667	0
2001	Milwaukee	.210	104	314	33	66	108	18	3	6	31	5	2	2	34	72	3	1	.290	.344	6
2002	Atlanta	.204	81	221	17	45	74	9	1	6	22	2	5	1	20	51	0	2	.267	.335	3
2003	Atlanta	.199	55	151	11	30	41	8	0	1	13	3	1	1	10	21	0	0	.252	.272	1
2004	Minnesota	.206	114	315	36	65	116	19	1	10	37	11	3	3	21	56	0	3	.260	.368	7
2005	Chicago (NL)	.242	54	161	16	39	63	6	0	6	25	4	2	0	11	24	0	0	.287	.391	1
2006	Chicago (NL)	.266	74	241	23	64	101	15	2	6	37	4	2	0	14	38	0	0	.304	.419	1
2007	Chicago (NL)	.167	22	54	3	9	12	3	0	0	4	1	1	0	2	12	0	0	.193	.222	0
2007	Iowa	.200	3	10	2	2	2	0	0	0	1	0	0	0	0	3	0	0	.200	.200	0
2007	Peoria	.316	8	19	3	6	10	1	0	1	5	0	1	1	3	3	0	0	.417	.526	0
2008	Chicago (NL)	.292	58	120	15	35	47	3	0	3	12	2	0	0	6	22	0	0	.325	.392	2
2009	San Diego	.235	67	204	21	48	78	12	0	6	16	1	1	0	26	50	0	0	.320	.382	0
2010	New York (NL)	.215	50	130	10	28	39	5	0	2	8	0	3	0	11	26	1	0	.271	.300	1
2011	Arizona	.250	37	100	12	25	54	3	1	8	12	0	0	0	12	21	0	1	.330	.540	1
2012	Arizona	.188	21	64	6	12	18	3	0	1	7	0	0	0	3	18	1	0	.224	.281	2
2013	Toronto	.184	15	38	3	7	10	3	0	0	0	1	0	0	4	10	0	0	.262	.263	0
2013	Seattle	.125	35	96	8	12	23	2	0	3	14	0	0	1	10	26	0	0	.215	.240	3
MINORS TOTALS		.247	884	2829	333	699	1063	152	13	62	371	25	34	23	323	548	42	32	.326	.376	104
MLB TOTALS		.223	971	2761	274	615	998	145	11	72	298	37	26	9	254	546	6	11	.288	.361	38

2002 POSTSEASON

RD.	CLUB, OPP.	AVG	G	AB	R	H	TB	2B	3B	HR	RBI	SH	SF	HP	BB	SO	SB	CS	OBP	SLG	E
NLDS	ATL vs. SFG	.167	2	6	0	1	1	0	0	0	0	0	0	0	2	0	0	0	.167	.167	0
TOTALS		.167	2	6	0	1	1	0	0	0	0	0	0	0	2	0	0	0	.167	.167	0

2004 POSTSEASON

RD.	CLUB, OPP.	AVG	G	AB	R	H	TB	2B	3B	HR	RBI	SH	SF	HP	BB	SO	SB	CS	OBP	SLG	E
ALDS	MIN vs. NYY	.250	4	8	1	2	5	0	0	1	2	1	1	0	2	0	0	0	.222	.625	0
TOTALS		.250	4	8	1	2	5	0	0	1	2	1	1	0	2	0	0	0	.222	.625	0

2011 POSTSEASON

RD.	CLUB, OPP.	AVG	G	AB	R	H	TB	2B	3B	HR	RBI	SH	SF	HP	BB	SO	SB	CS	OBP	SLG	E
NLDS	ARI vs. MIL	.000	1	1	0	0	0	0	0	0	0	0	0	0	0	0	0	0	.000	.000	0
TOTALS		.000	1	1	0	0	0	0	0	0	0	0	0	0	0	0	0	0	.000	.000	0



RICKY BONES 25

BULLPEN COACH

BORN / 2022 OPENING DAY AGE
4/7/69 Salinas, Puerto Rico / 52

NATIONALS TENURE
1st Season

PRO BASEBALL TENURE
35th Season

RESUME

Bones joins the Nationals staff as bullpen coach after serving in the same role for the New York Mets (2012-21)...He spent part of the 2019 season as a pitching coach in the Mets Minor League system...Bones served as the pitching coach for Team Puerto Rico during the 2016 World Baseball Classic and the 2013 World Baseball Classic, where they finished second...He was a pitching coach in the Mets' minor league system for six years (2006-11) and helped Single-A St. Lucie of the Florida State League to a championship in 2006...This marks Bones' second stint in the Nationals organization after having been the pitching coach for Single-A Potomac of the Carolina League in 2005 and Single-A Savannah in 2004 in the Expos' organization.

AWARDS AND HONORS

1994 American League All-Star (CIN)

PLAYING CAREER

Bones joined the coaching ranks after an 11-year Major League pitching career...In 1994, he was named to the American League All-Star team...He appeared with seven different Major League teams including San Diego (1991), Milwaukee (1992-96), New York-AL (1996), Cincinnati (1997), Kansas City (1997-98), Baltimore (1999) and Florida (2000-01)...He finished his playing career with a record of 63-82 and a 4.85 ERA.

PERSONAL


Ricardo (Ricky) Bones (BOH-ness) is a native of Salinas, Puerto Rico...He has five children: Randy, Britny, Ricardo, a former pitcher at Wheeling University, Witney, a catcher on the softball team at Webber International University, and Reese.

BONES CAREER RECORD


YEAR	CLUB	W	L	ERA	G	GS	CG	SHO	SV	IP	H	R	ER	HR	HB	BB	SO	SO/9	WP	BK	BAA
1986	Spokane (A)	1	1	5.59	18	9	0	0	0	58.0	63	44	36	3	1	29	46	7.1	7	2	—
1987	Charleston	12	5	3.65	26	26	4	1	0	170.1	183	81	69	9	6	45	130	6.9	6	2	—
1988	Riverside	15	6	3.64	25	25	5	2	0	175.1	162	80	71	11	4	64	129	6.6	14	5	.242
1989	Wichita	10	9	5.74	24	24	2	0	0	136.1	162	103	87	22	2	47	88	5.8	7	3	.292
1990	Wichita	6	4	3.48	21	21	2	1	0	137	138	66	53	15	5	45	96	6.3	6	4	.261
	Las Vegas	2	1	3.47	5	5	0	0	0	36.1	45	17	14	2	1	10	25	6.2	1	0	.313
1991	Las Vegas	8	6	4.22	23	23	1	0	0	136.1	155	90	64	10	4	43	95	6.3	6	3	.278
	San Diego	4	6	4.83	11	11	0	0	0	54.0	57	33	29	3	0	18	31	5.2	4	0	.269
1992	Milwaukee	9	10	4.57	31	28	0	0	0	163.1	169	90	83	27	9	48	65	3.6	3	2	.264
1993	Milwaukee	11	11	4.86	32	31	3	0	0	203.2	222	122	110	28	8	63	63	2.8	6	1	.278
1994	Milwaukee	10	9	3.43	24	24	4	1	0	170.2	166	76	65	17	3	45	57	3.0	8	0	.255
1995	Milwaukee	10	12	4.63	32	31	3	0	0	200.1	218	108	103	26	4	83	77	3.5	5	2	.281
1996	Milwaukee	7	14	5.83	32	23	0	0	0	145.0	170	104	94	28	9	62	59	3.7	2	0	.294
	New York (AL)	0	0	14.14	4	1	0	0	0	7.0	14	11	11	2	1	6	4	5.1	0	0	.438
1997	Cincinnati	0	1	10.19	9	2	0	0	0	17.2	31	22	20	2	2	11	8	4.1	0	0	.378
	Kansas City	4	7	5.97	21	11	1	0	0	78.1	102	59	52	10	5	25	36	4.1	1	0	.325
	Tucson	5	0	2.79	8	7	0	0	0	42	40	18	13	2	3	8	22	4.7	0	1	.247
1998	Kansas City	2	2	3.04	32	0	0	0	1	53.1	49	18	18	4	1	24	38	6.4	2	0	.244
	Omaha	1	2	8.59	3	3	0	0	0	14.2	19	16	14	5	0	10	8	4.9	1	0	.317
	Salt Lake City	5	1	3.42	8	8	0	0	0	47.1	41	20	18	5	3	19	41	4.1	1	0	.236
1999	Baltimore	0	3	5.98	30	2	0	0	0	43.2	59	29	29	7	2	19	26	5.5	3	0	.322
2000	Florida	2	3	4.54	56	0	0	0	0	77.1	94	43	39	6	3	27	59	6.9	2	1	.303
2001	Florida	4	4	5.06	61	0	0	0	0	64.0	71	39	36	7	3	33	41	5.8	0	0	.286
2002	Las Vegas	0	2	3.86	30	0	0	0	9	30.1	34	19	13	3	4	12	15	4.5	1	0	.276
MINORS TOTALS		65	40	4.17	194	153	14	4	10	990.2	1049	561	459	88	35	339	701	6.4	49	20	—
MLB TOTALS		63	82	4.85	375	164	11	1	1	1278.1	1422	754	689	167	50	464	564	4.0	36	6	.283




CLUBHOUSE STAFF



Mike Wallace



Matt Rosenthal



Dan Wallin

MIKE WALLACE

Clubhouse Manager

Mike Wallace begins his 49th season in Major League Baseball, his 20th with the Washington Nationals franchise. An everyday presence, Wallace capped a streak of 3,418 consecutive games worked during the 2015 season. The streak came to a close in Game No. 85 of the Nationals' 2015 season at Baltimore, and a new streak began one day later. Wallace's baseball career includes stops with Montreal (2002-04), Florida (1992-01, was the first equipment manager in Marlins history), Kansas City (1989-91) and Texas (1973-88). Wallace graduated from the University of Texas-Arlington and resides in Sterling, Va.

MATT ROSENTHAL

Visiting Clubhouse Manager

Entering his 35th season in professional baseball, Matt Rosenthal begins his 20th year with the Washington Nationals franchise. He embarked on his career in 1987, working at the Atlanta Braves Instructional League in West Palm Beach, Fla. He then transitioned into working at the spring training and minor league facility for the Montreal Expos, who shared the complex with the Braves. In 1993 he joined the Marlins as a clubhouse assistant for Florida's inaugural season, and was appointed Marlins visiting clubhouse manager in Nov., 1997. Rosenthal is a 1992 graduate of Palm Beach (Fla.) Community College and attended Florida Atlantic University.


DAN WALLIN

Equipment Manager


This season marks Dan Wallin's 18th with the Washington Nationals, and 30th year in baseball. A member of the Nationals' clubhouse staff during the club's inaugural campaign in 2005, Wallin previously worked with Montreal (2002-03), Florida (2001), Arizona (1999-2000) and Milwaukee (1992-98). He attended Itasca (Minn.) CC and graduated from the University of Minnesota-Duluth. The Minneapolis native currently resides in Martinsburg, W.Va.




Kate Donnelly (1st season)
*Assistant, Clubhouse
Operations & Team Travel*




Mike Gordon (9th season)
Clubhouse Assistant



Hunter Kelly (8th season)
Clubhouse Assistant




Andrew Melnick (17th season)
*Clubhouse Assistant and
Umpire Room Attendant*



Greg Melnick (15th season)
Clubhouse Assistant

ADDITIONAL STAFF



Octavio Martinez (10th season)
Field Staff Coordinator/Interpreter




Chris Michalak (2nd season)
Batting Practice Pitcher




Brandon Snyder (2nd season)
Bullpen Catcher




Jon Tosches (13th season)
Quality Assurance Coordinator




Greg Ferguson (7th season)
Manager, Advance Scouting



Kenny Diaz (5th season)
Coordinator, Video & Technology



Mike Triller (1st season)
Assistant, Major League Video



David Higgins (6th season)
Manager, Major League Strategy

PLAYERS



NATIONALS 40-MAN ROSTER (AS OF MARCH 21)

NO.	PITCHERS (23)	B	T	HT.	WT.	BIRTHDATE & PLACE	2021 CLUB(S)	W-L	ERA	G/GS	SV	IP	H	BB	SO	SERVICE
60	ADON, Joan	R	R	6'2"	246	8/12/98 Santo Domingo, DOM	Washington	0-0	3.38	1/1	0	5.1	6	3	9	0.001
80	CARRILLO, Gerardo	R	R	5'11"	163	9/13/98 Guadalajara, MEX	TUL (WSH-AA)	3-2	4.25	15/14	0	59.1	49	29	70	0.000
							HBG (WSH-AA)	0-5	5.59	8/8	0	37.0	40	21	38	
33	CISHEK, Steve	R	R	6'6"	220	6/18/86 Falmouth, Mass.	Los Angeles (AL)	0-2	3.42	74/0	0	68.2	61	41	64	10.143
49	CLAY, Sam	L	L	6'3"	238	6/21/03 Knoxville, Tenn.	Washington	0-5	5.60	58/0	0	45.0	55	22	34	0.161
46	CORBIN, Patrick	L	L	6'4"	222	7/19/89 Clay, N.Y.	Washington	9-16	5.82	31/31	0	171.2	192	60	143	9.105
63	DOOLITTLE, Sean	L	L	6'2"	227	9/26/86 Rapid City, S.D.	Cincinnati	3-1	4.46	45/0	1	38.1	40	18	41	9.122
							Seattle	0-0	4.76	11/0	0	11.1	10	5	12	
30	ESPINO, Paolo	R	R	5'10"	211	1/10/97 Panama City, PAN	Washington	5-5	4.27	35/19	1	109.2	108	25	92	1.075
23	FEDDE, Erick	R	R	6'4"	203	2/25/93 Las Vegas, Nev.	Washington	7-9	5.47	29/27	0	133.1	144	48	128	3.099
67	FINNEGAN, Kyle	R	R	6'2"	197	9/4/91 Detroit, Mich.	Washington	5-9	3.55	68/0	11	66.0	64	34	68	2.000
40	GRAY, Josiah	R	R	6'1"	199	12/21/97 New Rochelle, N.Y.	Washington	2-2	5.31	12/12	0	62.2	56	28	63	0.075
							Los Angeles (NL)	0-0	6.75	2/1	0	8.0	7	5	13	
36	HARRIS, Will	R	R	6'4"	234	8/28/84 Houston, Texas	Washington	0-1	9.00	8/0	0	6.0	7	3	9	8.102
73	HARVEY, Hunter	R	R	6'2"	225	12/9/94 Catawba, N.C.	Baltimore	0-0	4.15	9/0	0	8.2	8	3	6	2.047
68	KLOBOSITS, Gabe	L	R	6'8"	254	5/16/95 Katy, Texas	Washington	0-1	5.56	11/0	0	11.1	13	5	5	0.026
59	LEE, Evan	L	L	6'1"	210	6/18/97 Bryant, Ariz.	WIL (WSH-A)	4-3	4.32	21/20	0	77.0	69	32	104	0.000
57	MACHADO, Andres	R	R	6'0"	235	4/22/93 Carabobo, VEN	Washington	1-2	3.53	40/0	0	35.2	30	15	30	0.120
52	MURPHY, Patrick	R	R	6'5"	211	6/10/95 Chandler, Ariz.	Washington	0-2	5.30	17/0	0	18.2	19	6	23	1.002
							Toronto	0-1	4.82	8/0	0	9.1	12	4	6	
65	PÉREZ, Francisco	L	L	6'2"	217	7/20/97 Loma de Cabrera, DOM	AKR (CLE-AA)	3-0	0.67	11/0	2	27.0	8	9	46	0.017
							COL (CLE-AAA)	1-0	3.12	19/0	1	26.0	20	20	36	
21	RAINEY, Tanner	R	R	6'2"	244	12/25/92 Folsom, La.	Washington	1-3	7.39	38/0	3	31.2	29	25	42	2.127
13	ROGERS, Josh	L	L	6'3"	211	7/10/94 New Albany, Ind.	Washington	2-2	3.28	6/6	0	35.2	32	14	22	1.001
56	ROMERO, Seth	L	L	6'3"	213	4/19/96 West Columbia, Texas	FCL Nats	0-0	10.80	1/1	0	1.2	3	2	2	0.128
							FRE (WSH-A)	0-0	2.79	3/3	0	0.2	15	2	14	
							HBG (WSH-AA)	0-2	5.31	6/6	0	20.1	21	9	34	
							ROC (WSH-AAA)	0-0	2.25	1/1	0	4.0	4	2	5	
37	STRASBURG, Stephen	R	R	6'5"	239	7/20/88 San Diego, Calif.	Washington	1-2	4.57	5/5	0	21.2	16	14	21	11.118
71	THOMPSON, Mason	R	R	6'6"	236	2/20/98 Round Rock, Texas	Washington	1-3	4.15	27/0	0	21.2	28	14	21	0.080
							San Diego	0-0	3.00	4/0	0	3.0	4	1	2	
50	VOTH, Austin	R	R	6'2"	215	6/26/92 Redmond, Wash.	Washington	4-1	5.34	49/1	0	57.1	57	28	59	2.127
NO.	CATCHERS (3)	B	T	HT.	WT.	BIRTHDATE & PLACE	2021 CLUB(S)	AVG	G	AB	R	H	HR	RBI	SB	SERVICE
15	ADAMS, Riley	R	R	6'4"	249	7/26/96 Encinitas, Calif.	Washington	.268	35	71	11	19	2	10	0	0.092
							Toronto	.107	12	28	2	3	0	0	0	
38	BARRERA, Tres	R	R	6'0"	215	9/15/94 Eagle Pass, Texas	Washington	.264	30	91	8	24	2	10	0	0.084
20	RUIZ, Keibert	S	R	6'0"	225	7/20/98 Valencia, VEN	Washington	.284	23	81	9	23	2	14	0	0.064
							Los Angeles (NL)	.143	6	7	1	1	1	1	0	
NO.	INFIELDERS (7)	B	T	HT.	WT.	BIRTHDATE & PLACE	2021 CLUB(S)	AVG	G	AB	R	H	HR	RBI	SB	SERVICE
5	ADRIANZA, Ehire	S	R	6'1"	198	8/32/89 Guarenas, VEN	Atlanta	.247	109	182	32	45	5	28	0	7.131
19	BELL, Josh	S	R	6'4"	261	8/14/92 Irving, Texas	Washington	.261	144	498	75	130	27	88	0	5.053
23	CRUZ, Nelson	R	R	6'2"	230	7/1/80 Las Matas de Santa Cruz, DOM	Minnesota	.294	85	296	44	87	19	50	3	14.082
							Tampa Bay	.226	55	217	35	49	13	36	0	
3	ESCOBAR, Alcides	R	R	6'1"	205	12/16/86 La Sabana, VEN	Washington	.288	75	319	53	92	4	28	3	10.003
26	FOX, Lucius	S	R	6'1"	192	7/2/97 Nassau, BAH	OMA (KCR-AAA)	.242	57	215	41	14	4	21	19	0.000
2	GARCÍA, Luis	L	R	6'2"	212	5/16/00 New York, N.Y.	Washington	.242	70	236	29	57	6	22	0	1.037
1	HERNÁNDEZ, César	S	R	5'10"	183	5/23/90 Valencia, VEN	Cleveland	.231	96	376	60	87	18	47	0	7.154
							Chicago (AL)	.232	53	194	24	45	3	15	1	
NO.	OUTFIELDERS (7)	B	T	HT.	WT.	BIRTHDATE & PLACE	2021 CLUB(S)	AVG	G	AB	R	H	HR	RBI	SB	SERVICE
55	ANTUNA, Yasel	S	R	6'0"	199	10/26/99 Peravia, DOM	WIL (WSH-A)	.227	106	405	55	92	12	65	4	0.000
44	CASEY, Donovan	R	R	6'2"	220	2/23/1996 Stratford, N.J.	TUL (WSH-AA)	.296	73	301	51	89	11	36	15	0.000
							HBG (WSH-AA)	.347	12	49	6	17	3	10	2	
							ROC (WSH-AAA)	.179	38	134	15	24	2	9	5	
29	HERNANDEZ, Yadiel	L	R	5'10"	197	10/9/87 Matanzas, CU	Washington	.273	112	264	33	72	9	32	3	1.028
16	ROBLES, Victor	R	R	6'0"	195	5/19/97 Santo Domingo, DOM	Washington	.203	107	315	37	64	2	19	8	3.033
22	SOTO, Juan	L	L	6'2"	224	10/25/98 Santo Domingo, DOM	Washington	.313	151	502	111	157	29	95	9	3.134
17	STEVENS, Andrew	L	L	6'0"	191	6/1/94 Lafayette, La.	Washington	.229	109	192	22	44	5	23	1	2.127
28	THOMAS, Lane	R	R	6'0"	191	8/23/95 Knoxville, Tenn.	Washington	.270	45	178	33	48	7	27	4	2.014
							St. Louis	.104	32	48	2	5	0	1	2	
NO.	60-DAY I.L. (2)	B	T	HT.	WT.	BIRTHDATE & PLACE	SERVICE									
8	KIEBOOM, Carter	R	R	6'2"	200	9/3/97 Marietta, Ga.	1.086									
41	ROSS, Joe	R	R	6'4"	232	5/21/93 Berkeley, Calif.	5.018									

NATIONALS NON-ROSTER INVITEES (AS OF MARCH 26)

NO.	PITCHERS (14)	B	T	HT.	WT.	BIRTHDATE & PLACE	2021 CLUB(S)	W-L	ERA	G/GS	SV	IP	H	BB	SO	SERVICE
64	ARANO, Victor	R	R	6'2"	228	2/7/95 Cosamaloapan, MEX	GWN (ATL-AAA)	1-2	2.50	32/0	2	36.0	25	15	45	2.022
70	AVILÁN, Luis	L	L	6'2"	235	7/19/89 Caracas, VEN	Washington	0-1	8.44	14/0	0	5.0	7	3	4	8.077
62	BALDONADO, Alberto	L	L	6'4"	268	2/1/93 Colon, PAN	Washington	0-1	8.44	14/0	0	10.2	10	7	12	0.033
							HBG (WSH-AA)	3-0	1.13	6/0	0	8.0	4	0	11	
							ROC (WSH-AAA)	3-1	3.31	28/0	0	32.2	28	9	36	
54	CAVALLI, Cade	R	R	6'4"	240	8/14/98 Bixby, Okla.	WIL (WSH-A)	3-1	1.77	7/7	0	40.2	24	12	71	0.000
							HBG (WSH-AA)	3-3	2.79	11/11	0	58.0	39	35	80	
							ROC (WSH-AAA)	1-5	7.30	6/6	0	24.2	33	13	24	
39	CLIPPARD, Tyler	R	R	6'3"	200	2/14/85 Lexington, Ky.	Arizona	1-1	3.20	26/0	6	25.1	22	11	21	12.134
							Reno (ARI-AAA)	0-0	0.00	2/0	0	2.0	1	0	5	
81	CRONIN, Matt	L	L	6'2"	197	9/20/97 Navarre, Fla.	WIL (WSH-A)	2-0	1.23	10/0	4	14.2	8	5	28	0.000
							HBG (WSH-AA)	0-1	5.56	10/0	0	11.1	9	10	18	
							FCL Nats	2-0	2.25	3/0	0	4.0	3	1	4	
58	EDWARDS JR., Carl	R	R	6'3"	170	9/3/91 Newberry, S.C.	Atlanta	0-0	81.00	1/0	0	0.2	3	1	1	5.020
							Toronto	0-0	6.75	6/0	0	5.2	8	2	5	
							BUF (TOR-AAA)	1-0	3.86	7/0	0	7.0	5	0	8	
							DUN (TOR-A)	0-1	3.86	1/0	0	1.0	1	0	2	
							GWN (ATL-AAA)	0-0	0.00	1/0	0	1.0	0	1	3	
							CLT (CWS-AAA)	0-0	2.00	10/0	3	9.0	4	3	15	
							FCL Blue Jays	0-0	0.00	1/1	0	1.0	0	0	2	
74	FRY, Jace	L	L	6'1"	209	7/9/93 Portland, Ore.	Chicago (AL)	0-1	10.80	6/0	0	6.2	10	6	3	3.128
							CLT (CHW-AAA)	1-4	2.93	34/1	2	40.0	22	20	60	
53	GARRETT, Reed	R	R	6'2"	196	1/2/93 Henrico, Va.	Seibu (JPL)	4-3	3.70	62/0	2	58.1	57	34	60	0.053
61	RAMÍREZ, Erasmo	R	R	6'0"	217	5/2/90 Rivas, NIC	Detroit	1-1	5.74	17/0	0	26.2	24	5	20	7.001
							Toldeo (DET-AAA)	1-0	3.38	5/0	0	8.0	4	3	10	
							Washington	0-0	5.92	14/1	0	24.2	25	17	20	1.089
							ROC (WSH-AAA)	2-1	4.86	12/11	0	46.2	41	24	46	
							WIL (WSH-A)	0-3	12.66	4/4	0	10.2	17	9	10	0.000
79	RUTLEDGE, Jackson	R	R	6'8"	243	4/1/99 Springdale, Mo.	FRE (WSH-A)	1-2	5.32	7/7	0	22.0	20	9	26	
							FCL Nats	0-1	7.36	2/2	0	3.2	3	2	5	
45	SANCHEZ, Aaron	R	R	6'4"	212	7/1/92 Barstow, Calif	San Francisco	1-1	3.06	9/7	0	35.1	32	15	26	6.032
							Sacramento (SF-AAA)	1-1	7.79	6/6	0	17.1	24	10		
							San Jose (SF-A)	0-1	6.23	1/1	0	4.1	4	0	2	
							DID NOT PITCH									13.083
34	SÁNCHEZ, Aníbal	R	R	6'0"	207	2/27/84 Maracay, VEN	Arizona	0-1	47.25	2/0	0	1.2	4	3	3	1.031
51	WEEMS, Jordan	L	R	6'4"	209	11/7/92 Columbus, Ga.	Oakland	0-0	6.23	5/0	0	4.1	2	3	4	
							LV (OAK-AAA)	0-2	7.36	15/0	1	14.2	17	6	17	
							RNO (ARI-AAA)	1-1	7.24	15/0	0	13.2	15	8	9	
NO.	CATCHERS (4)	B	T	HT.	WT.	BIRTHDATE & PLACE	2021 CLUB(S)	AVG	G	AB	R	H	HR	RBI	SB	SERVICE
78	GUSHUE, Taylor	S	R	6'1"	224	12/29/93 Boca Raton, Fla.	Chicago	.000	2	4	0	0	0	0	0	0.009
							IOW (CHC-AAA)	.223	75	247	29	55	8	39	0	
43	HERRMANN, Chris	L	R	6'0"	200	11/24/87 Tomball, Texas	WOR (BOS-AAA)	.222	48	153	26	34	7	20	0	5.128
76	MILLAS, Drew	S	R	6'2"	202	1/5/98 Swansea, Ill.	LAN (OAK-A)	.255	59	220	34	56	3	28	10	0.000
							WIL (WSH-A)	.284	27	102	15	29	0	20	5	
75	PINEDA, Israel	R	R	5'11"	188	4/3/00 Maracay, VEN	WIL (WSH-A)	.208	77	293	35	61	14	48	0	0.000
NO.	INFIELDERS (6)	B	T	HT.	WT.	BIRTHDATE & PLACE	2020 CLUB(S)	AVG	G	AB	R	H	HR	RBI	SB	SERVICE
72	CLUFF, Jackson	L	R	6'1"	181	12/3/96 Littleton, Colo.	HBG (WSH-AA)	.190	35	126	14	24	2	9	3	0.000
							FCL Nats	.333	5	15	2	5	0	1	3	
							FRE (WSH-A)	.278	5	18	2	5	0	0	1	
6	FRANCO, Maikel	R	R	6'1"	225	8/26/92 Azua, DOM	Baltimore	.210	104	377	31	79	11	47	0	6.132
							FCL Orioles	.000	1	1	0	0	0	1	0	
							GWN (ATL-AAA)	.167	10	40	4	5	0	0	0	
18	NOLL, Jake	R	R	6'2"	213	3/8/94 Punta Gorda, Fla.	ROC (WSH-AAA)	.300	118	437	60	131	17	69	4	0.056
14	SANCHEZ, Adrián	R	R	6'0"	197	8/16/90 Maracaibo, VEN	Washington	.257	16	35	5	9	0	1	0	1.132
							ROC (WSH-AAA)	.314	45	159	21	50	4	20	5	
9	STRANGE-GORDON, Deel	R	R	5'11"	166	4/22/88 Avon Park, Fla.	NAS (MIL-AAA)	.333	10	42	10	14	1	2	2	8.154
							IOW (CHI-AAA)	.233	28	120	13	28	1	10	3	
							IND (PIT-AAA)	.221	16	68	13	15	3	9	1	
47	UREÑA, Richard	S	R	6'0"	195	2/26/96 San Francisco de Macoris, DOM	BUF (TOR-AAA)	.272	92	324	41	88	9	49	2	0.156
27	YOUNG, Andrew	R	R	6'0"	196	5/10/94 West Fargo, N.D.	Arizona	.209	58	91	13	19	6	15	0	0.162
							RNO (ARI-AAA)	.304	48	194	43	59	11	41	2	
NO.	OUTFIELDERS (1)	B	T	HT.	WT.	BIRTHDATE & PLACE	2021 CLUB(S)	AVG	G	AB	R	H	HR	RBI	SB	SERVICE
88	PARRA, Gerardo	L	L	5'11"	209	5/6/87 Santa Bárbara, VEN	Washington	.237	53	97	13	23	2	10	1	11.079

RILEY ADAMS 15



@riley_adams

@RileyAdams

C

BORN / 2022 OPENING DAY AGE 6/26/96 Encinitas, Calif. / 25
BATS / THROWS Right / Right

MLB SERVICE 0.092
HEIGHT / WEIGHT 6'4" / 249

ACQUIRED
 Acquired by Washington from the Toronto Blue Jays in exchange for LHP Brad Hand, July 29, 2021

SCHOOL
 University of San Diego

ADAMS CAREER RECORD / UPDATED STATS BASEBALL REFERENCE

YEAR	CLUB	AVG	G	AB	R	H	TB	2B	3B	HR	RBI	SH	SF	HP	BB	SO	SB	CS	OBP	SLG	OPS	F
2017	Vancouver	.305	52	203	26	62	89	16	1	3	35	0	1	5	18	50	1	1	.374	.438	.813	2
2018	Dunedin	.246	99	349	49	86	126	26	1	4	43	0	2	8	50	93	3	0	.352	.361	.715	6
2019	Dunedin	.277	19	65	12	18	30	3	0	3	12	0	0	4	14	18	1	0	.434	.462	.895	2
	New Hampshire	.258	81	287	46	74	126	15	2	11	39	0	3	10	32	105	3	1	.349	.439	.788	2
2020	Rochester																					
	Alternate Training Site																					
2021	Buffalo	.239	35	117	20	28	57	6	1	7	17	0	1	9	16	46	0	0	.371	.487	.858	2
	Toronto	.107	12	28	2	3	5	2	0	0	0	0	0	0	2	12	0	0	.167	.179	.345	1
	Rochester	.000	1	3	0	0	0	0	0	0	0	0	0	0	2	0	0	0	.400	.000	.400	0
	Washington	.268	35	71	11	19	33	6	1	2	10	0	0	6	13	28	0	0	.422	.465	.887	0
MINORS TOTALS		.262	287	1024	153	268	428	66	5	28	146	0	7	36	132	312	8	2	.364	.418	.782	14
MLB TOTALS		.222	47	99	13	22	38	8	1	2	10	0	0	6	15	40	0	0	.358	.384	.742	1

CAREER

Tall, powerful catcher was acquired by the Nationals at the 2021 Trade Deadline...Is primarily a catcher but has the ability to play first base...Was added to Toronto's 40-man roster following the 2020 season.

2021

Was acquired by the Nationals from the Toronto Blue Jays in exchange for left-handed pitcher Brad Hand on July 29...In 20 starts with Washington, recorded a .306/.449/.532 slash line with six doubles, a triple, two homers, 10 RBI, five hit by pitch, 11 walks and 11 runs scored...Hit his first career homer, a ninth inning go-ahead two-run home run on Aug. 7 at Atlanta (Smith)...Also homered on Aug. 17 vs. Toronto (Thornton) as a part of a 3-for-4, double, homer, three RBI, three runs against his former team...Made his Major League debut on June 8 at Chicago (AL), going 1-for-3 with a double...He appeared in 12 games with the Blue Jays across two Major League stints...Was rated by *Baseball America* as Toronto's "Best Power Hitter" entering the 2021 season.

2020

Spent the season at Toronto's Alternate Training Site (Rochester).

2019

Hit .261 with 18 doubles, two triples, 14 homers, 51 RBI, 46 walks and 58 runs scored in 100 games...His 14 homers were tied for sixth in Toronto's system while his 46 walks ranked ninth.

2018

Spent his first full professional season at Single-A Dunedin...Led the club with 50 walks.

2017


Joined short-season Vancouver after the draft and helped them to a Northwest League championship.

PERSONAL

Riley Keaton Adams...Is a graduate of Canyon Crest Academy in San Diego, Calif, where he also played basketball...Attended the University of San Diego was named the 2017 WCC Player of the Year and a semifinalist for the Johnny Bench Award for two consecutive seasons (2016, 2017).

AWARDS AND HONORS

- 2022..... Washington's No. 11 prospect, per *Baseball America*
- 2021..... Washington's No. 18 prospect, per *Baseball America* (following trade)
- 2019..... Florida State League All-Star (mid-season)
- 2018..... Florida State League All-Star (mid-season)
- 2018..... Toronto's No. 20 prospect, per *Baseball America*
- 2017..... Northwest League All-Star (post-season)
- 2017..... Northwest League All-Star (mid-season)



ADAMS

CAREER TRANSACTIONS

- 2014..... Selected by CHI in the 37th round of the First-Year Player Draft (did not sign).
- 2017..... Selected by TOR in the third round of the First-Year Player Draft.
- 2021..... Acquired by Washington in exchange for LHP Brad Hand, July 29.

SIGNED BY

Jim Lentine (Blue Jays)

CAREER BESTS

- SINGLE-GAME HITS..... 3, 8/17/21 vs. TOR
- SINGLE-GAME RBI..... 3, 8/17/21 vs. TOR
- HITTING STREAK..... 6 games, 8/15-8/25/21
- MULTI-HR GAMES..... None
- CAREER GRAND SLAMS..... None
- CAREER PINCH HOMERS..... None
- CAREER WALK-OFF HOMERS..... None

2019 POSTSEASON NATIONALS PARK NATIONALS IN THE COMMUNITY FRONT OFFICE NATIONALS & OWNERSHIP EXECUTIVES MANAGER & COACHING STAFF PLAYERS 2021 IN REVIEW HISTORY & RECORDS SCOUTING, RESEARCH & PLAYER DEV. MEDIA



JOAN ADON 60

@joan_adon12

RHP



BORN / 2022 OPENING DAY AGE 8/12/98 Santo Domingo, DOM / 23
BATS / THROWS Right / Right

MLB SERVICE 0.001
HEIGHT / WEIGHT 6'2" / 246

ACQUIRED
 Signed as a non-drafted free agent, July 2, 2016.

ADON CAREER RECORD / UPDATED STATS

YEAR	CLUB	W	L	ERA	G	GS	CG	SHO	SV	IP	H	R	ER	HR	HB	BB	SO	SO/9	WP	BK	BAA
2016										DID NOT PITCH / Signed Late											
2017	DSL Nationals	2	1	3.54	13	0	0	0	1	28.0	24	13	11	1	6	9	31	10.0	7	0	.240
2018	GCL Nationals	2	0	2.29	13	0	0	0	2	19.2	20	16	5	0	6	13	29	13.3	1	1	.250
	Auburn	1	1	7.36	7	0	0	0	0	11.0	13	10	9	2	3	9	11	9.0	4	0	.310
2019	Hagerstown	11	3	3.86	22	21	0	0	0	105.0	93	47	45	8	8	44	90	7.7	13	1	.237
2020	Fredericksburg									Alternate Training Site											
2021	Wilmington	6	4	4.97	17	17	1	1	0	87.0	77	51	48	7	7	32	91	9.4	8	0	.235
	Harrisburg	1	2	6.43	3	3	0	0	0	14.0	15	10	10	1	0	5	24	15.4	3	0	.263
	Rochester	0	0	0.00	1	1	0	0	0	4.0	2	0	0	0	0	3	7	15.8	1	0	.143
	Washington	0	0	3.38	1	1	0	0	0	5.1	6	2	2	1	1	3	9	15.2	1	0	.300
MINORS TOTALS		23	11	4.29	76	42	1	1	3	268.2	244	147	128	19	30	115	283	9.5	37	2	.241
MLB TOTALS		0	0	3.38	1	1	0	0	0	5.1	6	2	2	1	1	3	9	15.2	1	0	.300

CAREER

Right-hander is Washington's No. 7 prospect, per *Baseball America*...Began his professional career as a reliever but converted to the starting rotation for the 2019 season...Became the 21st pitcher drafted/signed and developed by the Nationals (2005-pres.) to start a game for Washington (John Lannan, Jordan Zimmermann, Ross Detwiler, Marco Estrada, Craig Stammen, Stephen Strasburg, Brad Peacock, Tommy Milone, Taylor Jordan, Nathan Karns, Taylor Hill, A.J. Cole, Lucas Giolito, Reynaldo Lopez, Matt Grace, Erick Fedde, Jefry Rodriguez, Austin Voth, Wil Crowe and Ben Braymer).

2021

Went 7-6 with a 4.97 ERA in 21 games across three levels of Washington's Minor League season...Struck out 122 batters in 105.0 innings...Ranked among Nationals Minor Leaguers in wins (T2nd, 7), SO (3rd, 122) and IP (4th, 105.0)...Made his Major League debut on Oct. 3 vs. Boston...Allowed two earned runs on six hits in 5.1 innings pitched...His nine strikeouts were tied for the second most in a debut in Nationals history (Strasburg, 14, 6/8/2010)...The nine strikeouts were the most in a pitching debut in MLB in 2021...Was the 60th player to be used by the Nationals in 2021, the most in a season in team history (2005-pres.)...**2021 Pitch Mix:** 4-Seam (53.2%) Slider (39.4%) Changeup (6.4%) Sinker (1.1%).

2020

Was a member of the 60-Player Pool...Spent the season at the Alternate Training Site (Fredericksburg).

2019

Moved to the starting rotation...Went 11-3 with a 3.86 ERA in 22 games (21 starts) with Single-A Hagerstown...Struck out 90 batters in 105.0 innings...His 11 wins were tied for most among Nationals farmhands and second in the South Atlantic League.

2018

Went 3-1 with two saves and a 4.11 ERA in 20 relief appearances between the GCL Nationals and short-season Single-A Auburn.

2017

In his first professional action, appeared in 13 games for the DSL Nationals...Went 2-1 with one save and a 3.54 ERA.

PERSONAL

Joan Manuel Adon...Pronounced Joan (yo-AHN) Adon (ah-DOHN).

AWARDS AND HONORS

- 2022**..... Washington's No. 7 prospect, per *Baseball America*
- 2021**..... High-A Pitcher of the Week (Aug. 17)
- 2021**..... Washington's No. 23 prospect, per *Baseball America*
- 2020**..... Washington's No. 23 prospect, per *Baseball America*
- 2019**..... Washington's No. 25 prospect, per *Baseball America*



CAREER TRANSACTIONS

2016Signed with Washington as a non-drafted free agent, July 2.

SIGNED BY

Pablo Arias (Nationals)

CAREER BESTS

- LONGEST START.....5.1, 10/3/21 vs. BOS
- WINNING STREAK.....None
- MOST SINGLE-GAME K'S.....9, 5.1, 10/3/21 vs. BOS
- CAREER 10-K GAMES.....None
- HOME RUNS HIT.....None

ADON





EHIRE ADRIANZA 5

@ehire13

@soncaballos

INF

BORN / 2022 OPENING DAY AGE

8/21/89 Guarenas, VEN / 32

BATS / THROWS

Switch / Right

MLB SERVICE

7.131

HEIGHT / WEIGHT

6'1" / 198

ACQUIRED

Signed as a free agent, March 14, 2022

ADRIANZA CAREER RECORD / UPDATED STATS BASEBALL REFERENCE

YEAR	CLUB	AVG	G	AB	R	H	TB	2B	3B	HR	RBI	SH	SF	HP	BB	SO	SB	CS	OBP	SLG	OPS	F
2006	DSL Giants	.156	44	122	17	19	23	2	1	0	7	4	1	4	24	31	3	2	.311	.189	.500	18
2007	DSL Giants	.241	66	249	44	60	81	17	2	0	30	3	5	4	41	31	23	6	.351	.325	.676	13
2008	AZL Giants	.255	15	55	13	14	21	4	0	1	6	0	0	1	7	4	0	1	.349	.382	.731	3
	Fresno	.500	2	6	2	3	4	1	0	0	0	0	0	0	2	1	0	0	.625	.667	1.292	0
	Salem-Keizer	.400	1	5	3	2	2	0	0	0	0	0	0	0	1	0	0	0	.400	.400	.800	0
2009	Augusta	.258	117	388	54	100	127	15	3	2	46	6	7	5	42	66	7	1	.333	.327	.660	30
2010	San Jose	.256	124	445	70	114	155	22	5	3	35	10	1	5	47	87	33	15	.333	.348	.682	16
2011	Augusta	.231	38	143	18	33	54	10	1	3	17	6	1	0	18	32	3	2	.315	.378	.692	8
	San Jose	.300	56	230	34	69	108	24	3	3	27	1	2	6	23	46	5	1	.375	.470	.845	10
2012	Richmond	.220	127	451	51	99	140	22	5	3	32	13	3	4	41	90	16	4	.289	.310	.599	17
2013	Fresno	.310	45	145	23	45	64	7	6	0	12	6	1	2	23	31	6	2	.409	.441	.851	11
	Richmond	.237	73	249	31	59	77	12	0	2	23	4	2	4	32	45	11	6	.331	.309	.640	6
	San Francisco	.222	9	18	3	4	8	1	0	1	3	1	0	0	1	5	0	0	.263	.444	.708	1
2014	Fresno	.316	6	19	6	6	9	0	0	1	1	1	0	0	2	4	0	0	.381	.474	.855	2
	San Francisco	.237	53	97	10	23	29	6	0	0	5	2	1	1	5	22	1	1	.279	.299	.578	2
2015	Sacramento	.316	44	171	16	54	71	6	1	3	15	5	0	2	17	37	6	1	.384	.415	.799	4
	San Francisco	.186	52	115	11	21	30	7	1	0	11	2	0	4	15	20	3	2	.303	.265	.569	3
2016	Sacramento	.257	8	35	6	9	14	2	0	1	3	0	0	0	2	4	1	3	.297	.400	.697	1
	San Francisco	.254	40	63	3	16	24	2	0	2	7	4	0	2	13	0	1	.299	.381	.679	2	
	San Jose	.333	9	33	8	11	29	3	0	5	11	0	1	0	2	4	0	0	.361	.879	1.240	0
2017	Fort Myers	.400	3	15	5	6	8	2	0	0	1	0	0	0	0	0	1	0	.400	.533	.933	0
	Minnesota	.265	70	162	30	43	62	9	2	2	24	1	6	1	16	25	8	1	.324	.383	.707	3
	Rochester	.216	10	37	1	8	8	0	0	0	3	1	0	0	6	11	0	1	.326	.216	.542	0
2018	Minnesota	.251	114	335	42	84	127	23	1	6	39	4	2	1	24	82	5	1	.301	.379	.680	9
2019	Minnesota	.272	83	202	34	55	84	8	3	5	22	2	4	6	20	40	0	2	.349	.416	.765	8
2020	Minnesota	.191	44	89	10	17	24	7	0	0	3	0	0	1	11	23	1	0	.287	.270	.557	1
2021	Atlanta	.247	109	182	32	45	73	9	2	5	28	1	3	2	21	42	0	0	.327	.401	.728	0
MINORS TOTALS		.254	788	2798	402	711	995	149	27	27	269	60	24	37	329	525	115	45	.338	.356	.693	139
MLB TOTALS		.244	574	1261	175	308	461	72	9	21	142	17	16	18	115	272	18	8	.313	.366	.678	29

2017 POSTSEASON

RD.	CLUB, OPP	AVG	G	AB	R	H	TB	2B	3B	HR	RBI	SH	SF	HP	BB	SO	SB	CS	OBP	SLG	OPS	E
ALWC	MIN vs. NYY	.000	1	1	0	0	0	0	0	0	0	0	0	0	0	1	0	0	.000	.000	.000	0
TOTALS		.000	1	1	0	0	0	0	0	0	0	0	0	0	0	1	0	0	.000	.000	.000	0

2021 POSTSEASON

RD.	CLUB, OPP	AVG	G	AB	R	H	TB	2B	3B	HR	RBI	SH	SF	HP	BB	SO	SB	CS	OBP	SLG	OPS	E
NLDS	ATL vs. MIL	.000	2	2	0	0	0	0	0	0	0	0	0	0	0	0	0	0	.000	.000	.000	0
NLCS	ATL vs. LAD	.167	6	6	1	1	2	1	0	0	0	0	0	0	2	0	0	0	.167	.333	.500	0
WS	ATL vs. HOU	.000	2	2	0	0	0	0	0	0	0	0	0	0	0	0	0	0	.000	.000	.000	0
TOTALS		.100	10	10	1	1	2	1	0	0	0	0	0	0	0	0	0	0	.100	.200	.300	0

CAREER

A veteran of nine Major League seasons, Adrianza has hit .244 with 72 doubles, nine triples, 21 home runs, 142 RBI, 115 walks, 18 stolen bases and 175 runs scored in 575 career games...He began his career with the San Francisco Giants (2013–16) before spending time with the Minnesota Twins (2017–20) and the Atlanta Braves (2021)... Has won two World Series, 2014 with San Francisco and most recently 2021 with Atlanta.

AWARDS AND HONORS

- 2021..... World Series Champion (ATL)
- 2014..... World Series Champion (SFG)
- 2014..... San Francisco's No. 18 prospect, per *Baseball America*
- 2013..... San Francisco's No. 24 prospect, per *Baseball America*
- 2012..... San Francisco's No. 9 prospect, per *Baseball America*
- 2011..... San Francisco's No. 5 prospect, per *Baseball America*
- 2010..... San Francisco's No. 8 prospect, per *Baseball America*
- 2009..... San Francisco's No. 6 prospect, per *Baseball America*

2021

Appeared in his second most regular season games in his career, playing in 109 contests for Atlanta starting 29 of those games...In 72 pinch-hit plate appearances, he led MLB pinch hitters in XBH (8), hits (tied, 16) and doubles (T 1st, 5)...Was second in homers (tied, 3) and RBI (tied, 12)...Hit three pinch-hit homers including a pinch-hit grand slam off Wilmer Difo against Pittsburgh on May 21.

2020

In his eighth major-league season, played in 44 games with Minnesota and hit .191/.287/.270 (17-for-89) with seven doubles, three RBI and 10 runs scored...Spent the entire season with the Major League club...On Sept. 14, he became the first No. 9 hitter in Twins/Senators history with three walks and one extra-base hit in a game at Chicago (AL), going 1-for-1 with a double and three walks...Made his fourth career Opening Day roster, including his third consecutive with Minnesota (also: 2014, 2018, 2019).

2019

Made Twins Opening Day roster for third time in career...Hit .313 (15-for-48) with three home runs and 11 RBI in 22 May games, .333 (10-for-30) in nine June games and .308 (8-for-26) in 12 July games...Made first career pitching appearance July 17 vs. Oakland, allowing three runs on five hits in 1.0 inning pitched...23rd time in Twins history that a position player pitched...Hit .295 (13-for-44) with runners in scoring position, including .300 (6-for-20) with RISP and two outs...Was "acting manager" for final game September 29 at Kansas City as the Twins lost 5-4.

2018

Made Twins Opening Day roster for second time in career...Tied single-game career-high with second four-RBI game June 12 at Detroit; also hit first career grand slam off Warwick Saupold...Set single-game career-high with four hits June 27 at Chicago (AL)...Hit .300 (24-for-80) with six doubles, one triple, three home runs, 12 RBI, 11 runs scored, six walks and a .349 on-base percentage in 25 June games...Hit safely in career-high eight straight games September 15-25, hitting .364 (12-for-33) in that span...Recorded 13 RBI in 21 September games, his personal most of any month in his career...Set career-highs in games (114), at-bats (335), runs (42), hits (84), doubles (23), home runs (6), RBI (39) and walks (24)...Had surgery on left shoulder to repair torn labrum on October 9.

2017

Began season on 10-day Injured List with a right oblique strain...Returned from rehab assignment and recalled from Triple-A Rochester May 5...Stole career-high three bases June 21 vs. Chicago (AL)...Placed on 10-day Injured List with abdominal issues June 22; reinstated July 3...Tied career-high with three hits August 30 vs. Chicago (AL), including two triples and a career-high four RBI...Tied career-high with seven-game hitting streak June 21-July 21, hitting .409 (9-for-22) with six RBI during the streak...Hit .321 (18-for-56) as a right-handed hitter and .236 (25-for-106) as left-handed hitter...Set single-season career-highs in games (70), hits (43), runs (30), doubles (9), triples (2), RBI (24) and walks (16).

2016

Placed on the 15-day Injured List April 15 with a fractured left foot...Transferred to the 60-day Injured List April 22...Reinstated from the 60-day Injured List August 2 after missing 95 games...Went 5-for-18 (.278) with a double, four RBI and one walk as a pinch-hitter.

2015

Split season between Triple-A Sacramento and San Francisco...Hit .316 with 10 extra base hits and 15 RBI in 44 games with the River Cats...Hit .186 in 52 games (31 starts) with the Giants...Spent first three months at Triple-A before having contract purchased June 30 remaining with the Giants for the rest of the season...Played first base for the first time in his career on Sept. 22 at San Diego...Was hit in the face with a groundball and stayed in the game, but was dizzy afterward; was diagnosed with a concussion the next day and missed the final 12 games of the season.

2014

Made first career Opening Day roster...Missed most of the season with a right hamstring strain, which placed him on the Injured List on two different occasions, first from June 23-July 10 and then again from July 25-through the end of the season...On July 22 at Philadelphia he had seven at-bats in a game in which he didn't even start, which matched an all-time Giants franchise record with Art Fletcher, who didn't start but had seven at-bats on July 26, 1909 (Elias)...Adrianza entered the game at second base in the bottom of the second inning in place of Joe Panik, the game lasted 11 innings

2013

Spent majority of season at Double-A Richmond...Made Major League debut September 8 vs. Arizona, becoming the 300th Venezuelan to play in the big leagues...Entered the game as a pinch runner in the 11th and scored the game-winning run

2012

Spent seventh professional season with Double-A Richmond, hitting .220 (99-for-451) with three home runs and 32 RBI in 127 games...Placed on Injured List June 16 with a left thumb injury; reinstated June 28...Had a season-high 12-game hitting streak from Aug. 3-16, hitting .313 (15-for-48)...Drove in the game-winning run with a walk-off RBI-single Aug. 30 vs. Harrisburg.

2011

Split season between Single-A Augusta and Single-A San Jose, hitting .273 (102-for-373) with 34 doubles, six home runs and 44 RBI...Did not make his season debut until May 14 after suffering a left thumb sprain to begin the season.

2010

Spent season at Single-A San Jose, hitting .256 (114-for-445) with 22 doubles, five triples, three home runs and 35 RBI in 114 games...Ranked third on team in games (124), fourth in runs (70) and triples (5)...Named Defensive Player of Year for San Jose and rated by *Baseball America* as best defensive infielder in San Francisco's farm system...Named Single-A Defensive Player of the Year.

2009

Spent entire season at Single-A Augusta, hitting .258 (100-for-388) with 54 runs, 15 doubles, three triples, two home runs and 46 RBI in 117 games... Hit safely in season-long 13-straight games from June 30-July 14, hitting .487 (19-for-39).

2008

Split the season between AZL Giants, Single-A Salem-Keizer and Triple-A Fresno, however, missed most of season with a broken foot...Began the season in San Francisco's extended spring training...Combined to hit .288 (19-for-66) with five doubles, one home run and six RBI in just 18 games.

2007

Hit .241 (60-for-249) with 17 doubles, two triples and 30 RBI in 66 games with DSL-Giants.

2006

Spent first professional season with DSL Giants, hitting .156 (19-for-122) in 44 games.

PERSONAL

Ehire Enrique Adrianza...Pronounced EH-rey a-dree-AHN-sah...Is the godson of former major league player and manager Ozzie Guillen...Adrianza has worn No. 13 in his career to honor Guillen...Married his childhood sweetheart, Vielimar, in 2011...The couple has one daughter, Ehimar and one son, Derek...Ehire missed Game 6 of the 2021 World Series, taking paternity leave to be with his wife during Derek's birth.

CAREER TRANSACTIONS

- 2006**Signed with SFG as a non-drafted free agent, April 26
- 2017**Claimed off waivers by MIL, Jan. 31.
- 2017**Claimed off waivers by MIL, Feb. 6.
- 2021**Signed with ATL as Minor League free agent, Jan. 26
- 2022**Signed with Washington as a free agent, March 14

SIGNED BY

Jonathan Arraiz (Giants)

CAREER BESTS

- SINGLE-GAME HITS.....4, 6/27/18 at CWS
- SINGLE-GAME RBI.....4, 3x, Last: 5/25/19 vs. CWS
- HITTING STREAK.....8 games, 9/15-9/25/18
- MULTI-HR GAMES (0).....
- CAREER GRAND SLAMS (2)6/12/18 at DET (Saupold)
5/21/21 vs PIT (Difo)
- CAREER PINCH HOMERS (3).....4/9/21 vs PHI (Kintzler)
5/21/21 vs PIT (Difo)
6/30/21 vs NYM (Szapucki)

CAREER FIELDING

YEAR / POS.	PCT.	G	PO	A	E	TC	DP
2021/OF	1.000	20	28	1	0	29	0
2021/3B	1.000	16	7	20	0	27	3
2021/2B	1.000	7	6	12	0	18	3
2021/SS	1.000	5	1	4	0	5	0
CAREER / SS	.972	177	154	392	16	562	78
CAREER / 3B	.977	111	61	152	5	218	14
CAREER / 2B	.980	85	94	156	5	255	37
CAREER / OF	.970	32	62	3	2	67	0
CAREER / 1B	.994	35	145	13	1	159	19
CAREER / P	—	2	0	0	0	0	0



YASEL ANTUNA 55

@yasel_antuna26

OF

BORN / 2022 OPENING DAY AGE BATS / THROWS
10/26/99 Peravia, DOM / 22 Switch / Right

MLB SERVICE HEIGHT / WEIGHT
0.000 6'0" / 199

ACQUIRED
Signed as a non-drafted free agent, July 2, 2016.



ANTUNA CAREER RECORD / UPDATED STATS

YEAR	CLUB	AVG	G	AB	R	H	TB	2B	3B	HR	RBI	SH	SF	HP	BB	SO	SB	CS	OBP	SLG	OPS	F
2016																						
DID NOT PLAY / Signed Late																						
2017	GCL Nationals	.301	48	173	25	52	69	8	3	1	17	0	2	1	23	29	5	5	.382	.399	.781	26
2018	Hagerstown	.220	87	323	44	71	107	14	2	6	27	0	4	3	32	79	8	7	.293	.331	.624	29
2019	GCL Nationals	.167	3	6	1	1	1	0	0	0	0	0	0	0	2	1	0	0	.375	.167	.542	0
2020	Fredericksburg																					
Alternate Training Site																						
2021	Wilmington	.227	106	405	55	92	156	26	1	12	65	0	3	2	46	100	4	4	.307	.385	.692	36
MINORS TOTALS		.238	244	1026	125	216	333	48	6	19	109	0	9	6	103	209	17	16	.317	.367	.684	91

CAREER

Switch-hitter is Washington's No. 4 prospect and "Best Hitter for Average" in its Minor League system, per *Baseball America*...Has been on Washington's top 10 prospect lists for the last five seasons (2018-22)...Began his career as an infielder but will transition to the outfield entering the 2022 season.

2021

Ranked among Nationals farmhands in RBI (2nd, 65), extra-base hits (2nd, 39), doubles (4th, 26), walks (4th, 46), runs scored (6th, 55), homers (7th, 12), hits (7th, 92) and slugging percentage (9th, .385)...Hit .264/.338/.424 with 24 doubles, one triple, nine homers, 56 RBI, 36 walks, two stolen bases and 49 runs scored in 86 games from June 2 through the end of the season...This after starting the season 4-for-70 (.057) with a double and three home runs in the first 19 games of the season...Homered in three consecutive games, Aug. 19-21...Recorded 11 RBI during this three-game stretch.

2020

Was a member of the 60-Player Pool...Spent the season at the Alternate Training Site (Fredericksburg) and participated in Instructional League following the season.

2019

Was placed on the 7-Day Injured List on April 4...Appeared in three games while on a rehab assignment with the GCL Nationals.

2018

Spent his first full professional season at Single-A Hagerstown...Played shortstop (67 G) and second base (9 G).

2017

Ranked third among Nationals farmhands and just outside of the top 10 in the GCL in batting average (14th, .301)...Split time between shortstop (20 starts) and third base (15 starts)...Was the fourth-youngest position player in the GCL

PERSONAL

Yasel Eneudy Antuna...Was ranked as the No. 14 prospect in the 2016 international signing class by *Baseball America* and MLB.com.

AWARDS AND HONORS

- 2022..... Washington's No. 4 prospect, per *Baseball America*.
- 2021..... Washington's No. 4 prospect, per *Baseball America*.
- 2020..... Washington's No. 9 prospect, per *Baseball America*.
- 2019..... Washington's No. 9 prospect, per *Baseball America*.
- 2018..... Washington's No. 10 prospect, per *Baseball America*.
- 2017..... Washington's No. 25 prospect, per *Baseball America*.



ANTUNA

CAREER TRANSACTIONS

2016..... Signed as a non-drafted free agent, July 2.

SIGNED BY

Pablo Arias (Nationals)



VÍCTOR ARANO 64

RHP

@victorarano4985

BORN / 2022 OPENING DAY AGE 2/7/95 Cosamaloapan, MEX / 27
BATS / THROWS Right / Right

MLB SERVICE 2.022
HEIGHT / WEIGHT 6'2" / 228

ACQUIRED
 Signed as a Minor League free agent, Nov. 24, 2021

ARANO CAREER RECORD / UPDATED STATS

YEAR	CLUB	W	L	ERA	G	GS	CG	SHO	SV	IP	H	R	ER	HR	HB	BB	SO	SO/9	WP	BK	BAA
2013	AZL Dodgers	3	2	4.20	13	8	0	0	0	49.2	52	34	23	4	0	13	49	8.9	9	0	.255
2014	Great Lakes	4	7	4.08	22	15	0	0	3	86.0	88	42	39	11	0	20	83	8.7	7	1	.260
2015	Clearwater	4	12	4.72	24	22	1	1	0	124.0	131	69	65	7	11	26	69	5.0	11	1	.276
2016	Reading	1	1	2.16	11	0	0	0	1	16.2	11	6	4	2	0	4	24	13.0	1	0	.177
	Clearwater	4	1	2.29	35	0	0	0	4	63.0	52	21	16	4	1	15	71	10.1	2	0	.222
2017	Philadelphia	1	0	1.69	10	0	0	0	0	10.2	6	2	2	0	0	4	13	10.9	0	0	.158
	Reading	1	2	4.19	32	0	0	0	9	38.2	39	20	18	7	1	11	38	8.8	7	0	.264
2018	Philadelphia	1	2	2.73	60	0	0	0	3	59.2	54	19	18	6	1	17	60	9.1	1	0	.239
	Reading*	0	0	9.00	1	0	0	0	0	1.0	2	1	1	0	0	0	2	18.0	0	0	.400
	Lehigh Valley*	0	0	0.00	1	0	0	0	0	1.0	1	0	0	0	0	1	1	9.0	0	0	.250
2019	Philadelphia	1	0	3.86	3	0	0	0	0	4.2	2	2	2	1	0	2	7	13.5	0	0	.154
	Lehigh Valley	2	0	0.00	3	0	0	0	0	4.0	0	0	0	0	0	1	7	15.8	0	0	.000
2020	Lehigh Valley	Alternate Training Site																			
	Gwinnett	1	2	2.50	32	0	0	0	2	36.0	25	11	10	3	2	15	45	11.3	4	0	.198
MINORS TOTALS		20	27	3.77	174	45	1	1	19	421.2	401	204	176	38	15	106	389	8.3	41	2	.249
MLB TOTALS		3	2	2.65	73	0	0	0	3	76.2	62	23	22	7	1	23	80	9.6	1	0	.224

CAREER

Right-handed reliever signed a Minor League contract with an invite to 2022 Major League Spring Training on Nov. 24, 2021...Since becoming a reliever in 2016, has pitched to a 2.75 ERA and has 10.6 strikeouts per 9.0 innings in 115 Minor League outings...Made his Major League debut as a Sept. callup in 2017 and made his first career Opening Day roster in 2018.

2021

Went 1-2 with a 2.50 ERA in 32 games for Triple-A Gwinnett in Atlanta's Minor League system.

2020

Spent the entire season at the Phillies' Alternate Training Site (Lehigh Valley).

2019

Began season with Triple-A Lehigh Valley...Was recalled on April 12...Struck out all six batters he faced on April 14 at Miami, becoming just the second Phillies reliever since 1900 to accomplish that feat (other: Willie Hernandez, 7/3/83 vs NYM)...Was placed on the 10-day Injured List on April 20 with right elbow inflammation and was transferred to the 60-day IL on June 4, missing the remainder of the season.

2018

Made his first career Opening Day roster...Retired each of the first 25 batters he faced and 32 consecutive batters dating back to 2017, the most by a Phillies pitcher since Rick Wise retired 32 straight in 1971...Did not allow a run in his first 10.1 innings pitched...Was on the 10-day Injured List from April 29 to May 18, with a right rotator cuff strain...Recorded his first career save on July 4 vs Baltimore...Recorded a 0.78 ERA (2 ER/23.0 IP) in 22 appearances from June 26-Aug. 16.

2017

Was a non-roster invitee to Major League Spring Training...Went 1-2 with nine saves and a 4.19 ERA in 32 games for Double-A Reading...Had his contract selected on Sept. 12 and made his MLB debut that night vs. Miami...Earned his first Major League win on Sept. 16 vs. Oakland.

AWARDS AND HONORS

- 2018 Philadelphia's No. 19 prospect, per *Baseball America*
- 2017 Philadelphia's No. 17 prospect, per *Baseball America*
- 2016 MiLB.com Organization All-Star
- 2015 Philadelphia's No. 23 prospect, per *Baseball America*
- 2014 Los Angeles' (NL) No. 29 prospect, per *Baseball America*

2019 POSTSEASON NATIONALS PARK NATIONALS IN THE COMMUNITY FRONT OFFICE NATIONALS & OWNERSHIP EXECUTIVES MANAGER & COACHING STAFF PLAYERS 2021 IN REVIEW HISTORY & RECORDS SCOUTING, RESEARCH & PLAYER DEV. MEDIA

2016

Began the season with Single-A Clearwater...Led Florida State League relievers in base runners/9.0 IP (9.71), ranked third in walks/9.0 IP (2.14) and third in SO/9.0 IP (10.14)...Posted a 0.96 ERA (3 ER/28.0 IP) in 16 games from June 21 until his promotion to Reading on Aug. 2...Pitched in eight games for Scottsdale in the Arizona Fall League (0-0, 2.79 ERA, 9.2 IP, 5 H, 6 BB, 9 SO)...Also made six appearances for Obregon in the Mexican Winter League (1-0, 4.76 ERA, 5.2 IP, 5 H, 5 SO).

2015

Spent the entire season with Single-A Clearwater, going 4-12 with a 4.72 ERA in 24 games (22 starts).

2014

Went 4-7 with three saves and a 4.08 ERA in 22 games (15 starts) for Single-A Great Lakes.

2013

Made his professional debut with the Arizona League Dodgers.

PERSONAL

Victor Teodoro Arano (ah-RAH-no).

ARANO	CAREER TRANSACTIONS	SIGNED BY
	2013.....Signed with LAD as a non-drafted free agent, April 4.	Mike Brito and Pat Kelly (Dodgers)
	2014.....Acquired by PHI along with INF Jesmel Valentin in exchange for RHP Roberto Hernandez, Aug. 28.	
	2021.....Claimed off waivers by ATL, Jan. 22.	
	2021.....Signed with Washington as a Minor League free agent, Nov. 24.	

In 17 seasons in D.C., 119 players (Paolo Espino, Javy Guerra, Ray King and Pete Orr twice) have played in at least one game with the Nationals despite entering that same Spring Training as a non-roster invitee...34 times players have earned spots on the Nationals' Opening Day 25-man roster (designated by [OD])...A closer look:

NRI HISTORY	2005 (7) INF Carlos Baerga RHP Hector Carrasco OF Jeffrey Hammonds RHP Sun-woo Kim C Keith Osik OF Brandon Watson	2007 (11) RHP Winston Abreu LHP Mike Bacsik 1B/3B Tony Batista 2B Ronnie Belliard [OD] RHP Jesus Colome [OD] C/1B Robert Fick [OD] INF D'Angelo Jimenez LHP Ray King [OD] LHP Arnie Munoz RHP Jason Simontacchi 1B Dmitri Young [OD]	2009 (11) C Josh Bard [OD] LHP Jesus Colome INF Alex Cintron LHP Wil Ledezma [OD] RHP J.D. Martin INF Pete Orr OF Jorge Padilla OF Corey Patterson RHP Jorge Sosa RHP Julian Tavarez [OD] RHP Jordan Zimmermann	2012 (7) OF Rick Ankiel OF Corey Brown OF Brett Carroll [OD] C Sandy Leon C Carlos Maldonado 1B/OF Xavier Nady [OD] 1B/3B Chad Tracy [OD]	2016 (4) RHP Matt Belisle [OD] LHP Sean Burnett RHP Lucas Giolito OF Chris Heisey [OD]	2020 (8) RHP Dakota Bacus OF Emilio Bonifacio [OD] RHP Wil Crowe RHP Paolo Espino LHP Sam Freeman [OD] INF Luis Garcia RHP Javy Guerra [OD] OF Yadiel Hernandez
	2006 (12) LHP Micah Bowie LHP Bill Bray SS Royce Clayton [OD] OF Alex Escobar C Wiki Gonzalez RHP Kevin Gryboski C Brandon Harper OF George Lombard RHP Santiago Ramirez RHP Saul Rivera OF Mike Vento 1B Daryle Ward [OD]	2008 (10) RHP Collin Balester LHP Michael Hincley LHP Ray King [OD] LHP Charlie Manning LHP Mike O'Connor INF Pete Orr LHP Odalis Perez [OD] RHP Brian Sanches RHP Steven Shell C Wil Nieves	2010 (7) RHP Miguel Batista [OD] C Jamie Burke RHP Livan Hernandez RHP Joel Peralta RHP Drew Storen RHP Willy Taveras [OD]	2013 (4) LHP Fernando Abad RHP Ross Ohlendorf RHP Tanner Roark INF Zach Walters	2017 (6) RHP Matt Albers RHP Erick Fedde INF Grant Green RHP Jeremy Guthrie OF Andrew Stevenson RHP Jacob Turner	2021 (11) LHP Luis Avilan [OD] RHP Paolo Espino RHP Gabe Klobosits INF Jordy Mercer INF Hernán Pérez [OD] C Jackson Reetz RHP Jefry Rodríguez INF Adrian Sanchez OF Gerardo Parra OF Cody Wilson [OD]
		2014 (1) RHP Blake Treinen	2011 (6) INF Brian Bixler INF Alex Cora [OD] RHP Chad Gaudin [OD] RHP Ryan Mattheus OF Laynce Nix [OD] 1B/OF Matt Stairs [OD]	2015 (6) INF Emmanuel Burriss OF Reed Johnson [OD] RHP Rafael Martin 1B/OF Clint Robinson [OD] C Pedro Severino 2B Dan Uggla [OD]	2018 (6) LHP Tim Collins RHP Jimmy Cordero LHP Tommy Milone C Spencer Kieboom C Miguel Montero [OD] OF Moises Sierra	
				2019 (4) RHP Aaron Barrett C Tres Barrera INF Carter Kieboom INF Jake Noll [OD]		

LUIS AVILÁN 70

@luis_a_avilan

LHP

BORN / 2022 OPENING DAY AGE

7/19/89 Caracas, VEN / 32

BATS / THROWS

Left / Left

MLB SERVICE

8.077

HEIGHT / WEIGHT

6'2" / 235

ACQUIRED

Signed as a Minor League free agent, Nov. 25, 2021.



AVILÁN CAREER RECORD / UPDATED STATS

YEAR	CLUB	W	L	ERA	G	GS	CG	SHO	SV	IP	H	R	ER	HR	HB	BB	SO	SO/9	WP	BK	BAA
2006	DSL Braves	2	4	3.29	12	8	0	0	0	41.0	45	17	15	5	4	12	30	6.6	2	0	.287
2007	DSL Braves	6	3	2.44	14	13	0	0	0	70.0	54	23	19	4	5	16	71	9.1	5	1	.213
2008	GCL Braves	0	3	2.58	10	4	0	0	0	38.1	31	14	11	2	3	15	49	11.5	1	0	.217
2009	Danville	0	2	3.05	14	3	0	0	2	38.1	25	14	13	1	4	17	34	8.0	0	0	.185
2010	Rome	2	1	2.61	10	0	0	0	0	20.2	15	8	6	1	1	9	21	9.1	0	0	.203
	Myrtle Beach	4	3	3.94	31	0	0	0	9	48.0	42	25	21	5	3	18	37	6.9	3	1	.240
2011	Mississippi	4	8	4.57	36	13	0	0	1	106.1	113	66	54	10	8	36	78	6.6	5	3	.268
2012	Mississippi	3	6	3.23	16	12	0	0	1	61.1	50	27	22	7	1	31	55	8.1	5	0	.224
	Atlanta	1	0	2.00	31	0	0	0	0	36.0	27	9	8	1	1	10	33	8.3	3	1	.211
2013	Atlanta	5	0	1.52	75	0	0	0	0	65.0	40	12	11	1	4	22	38	5.3	3	1	.175
2014	Atlanta	4	1	4.57	62	0	0	0	0	43.1	47	22	22	2	3	21	25	5.2	5	0	.287
	Gwinnett	0	1	5.40	9	0	0	0	0	11.2	13	8	7	0	0	11	6	4.6	0	0	.310
2015	Atlanta	2	4	3.58	50	0	0	0	0	37.2	35	15	15	4	0	10	31	7.4	1	1	.245
	Los Angeles (NL)	0	1	5.17	23	0	0	0	0	15.2	13	9	9	2	1	5	18	10.3	1	0	.224
2016	Oklahoma City	0	3	4.24	33	0	0	0	4	34.0	35	19	16	3	3	16	37	9.8	1	0	.265
	Los Angeles (NL)	3	0	3.20	27	0	0	0	0	19.2	12	8	7	0	2	10	28	12.8	1	0	.176
2017	Los Angeles (NL)	2	3	2.93	61	0	0	0	0	46.0	42	16	15	2	1	22	52	10.2	1	0	.246
	Oklahoma City*	0	0	9.00	2	0	0	0	0	2.0	1	2	2	0	1	1	3	13.5	0	0	.143
2018	Chicago (AL)	2	1	3.86	58	0	0	0	2	39.2	40	20	17	2	2	14	46	10.4	2	0	.260
	Philadelphia	0	0	3.18	12	0	0	0	0	5.2	4	2	2	1	0	4	5	7.9	0	0	.190
2019	New York (NL)	4	0	5.06	45	0	0	0	0	32.0	33	18	18	5	3	14	30	8.4	2	0	.266
	St. Lucie*	1	0	4.50	2	0	0	0	0	2.0	1	1	1	0	1	1	2	9.0	0	0	.125
	Syracuse*	0	0	0.00	2	0	0	0	0	2.1	0	0	0	0	0	0	4	14.5	0	0	.000
2020	New York (AL)	0	0	4.32	10	0	0	0	0	8.1	9	4	4	2	0	5	9	9.7	0	0	.265
2021	Washington	0	1	12.60	4	0	0	0	0	5.0	7	7	7	1	1	3	4	7.2	0	0	.333
MINORS TOTALS		22	34	3.54	191	53	0	0	17	476.0	425	224	187	38	34	183	427	8.1	22	5	.240
MLB TOTALS		23	11	3.43	458	0	0	0	2	354.0	309	142	135	23	18	140	319	8.1	19	3	.235

* - Rehab Assignment

2013 POSTSEASON

RD.	CLUB, OPP	W	L	ERA	G	GS	CG	SHO	GF	SV	IP	H	R	ER	HR	HB	BB	SO	WP	BK	BAA
NLDS	ATL vs. LAD	0	0	0.00	4	0	0	0	1	0	2.2	3	0	0	0	0	1	1	0	0	.300
TOTALS		0	0	0.00	4	0	0	0	1	0	2.2	3	0	0	0	0	1	1	0	0	.300

2015 POSTSEASON

RD.	CLUB, OPP	W	L	ERA	G	GS	CG	SHO	GF	SV	IP	H	R	ER	HR	HB	BB	SO	WP	BK	BAA
NLDS	LAD vs. NYM	0	0	0.00	2	0	0	0	1	0	1.1	0	0	0	0	0	0	2	0	0	.000
TOTALS		0	0	0.00	2	0	0	0	1	0	1.1	0	0	0	0	0	0	2	0	0	.000

2016 POSTSEASON

RD.	CLUB, OPP	W	L	ERA	G	GS	CG	SHO	GF	SV	IP	H	R	ER	HR	HB	BB	SO	WP	BK	BAA
NLDS	LAD vs. WSH	0	0	0.00	3	0	0	0	0	0	1.1	2	0	0	0	0	0	2	1	0	.333
NLCS	LAD vs. CHI	0	0	0.00	2	0	0	0	0	0	2.1	2	0	0	0	0	1	1	0	0	.250
TOTALS		0	0	0.00	5	0	0	0	0	0	3.2	4	0	0	0	0	1	3	1	0	.286

CAREER

Veteran left-hander returns to the Nationals on a Minor League contract with an invite to 2022 Major League Spring Training...Has twice ranked in the top 10 in the National League in appearances (10th in 2015; 14th in 2013).

2021

Appeared in four games out of Washington's bullpen...Underwent Tommy John ligament replacement surgery in late April... **2021 Pitch Mix:** Changeup (50.9%) Sinker (42.6%) Curveball (6.5%)

2020

Recorded a 4.32 ERA in 10 relief appearances in his only season with the Yankees...Had his contract selected to the 40-man roster on July 21...Made his Yankees debut in July 25 loss at Washington (1.OIP, ER, H, 2 SO, HR)...Was released on Aug. 28 and re-signed to a Minor League contract, added to the 60-man roster and assigned to the Alternate Site on Sept. 2...**2020 Pitch Mix:** Changeup (58%) Sinker (31.5%) Curveball (5.6%) 4-Seam Fastball (4.9%).

2019

Spent the season with the New York Mets...Held left-handed batters to a .102 average (5-for-49) with one home run.

2018

Combined to go 2-1 with a 3.77 ERA in 70 games between Chicago (AL) and Philadelphia...Earned his first MLB save on Aug. 2 vs. Kansas City.

2017

Appeared in 61 games for Los Angeles (NL), going 2-3 with a 2.93 ERA...Held left-handed batters to a .195 average.

2016

Went 3-0 with a 3.20 ERA in 27 appearances across seven different stints with the Los Angeles Dodgers...Appeared in five Postseason games, tossing 3.2 scoreless innings in the NLDS and NLCS.

2015

Combined to go 2-5 with a 4.05 ERA in 73 appearances between Atlanta and Los Angeles (NL)...Was on the Dodgers' NLDS roster.

2014

Went 4-1 with a 4.57 ERA in 62 appearances for Atlanta...Suffered his first career loss in his 111th Major League appearance on April 10 vs. New York (NL)...Per *Eliás*, his 110 appearances without a loss to start his career was the fifth-longest such streak in Major League history (since 1900).

2013

Did not allow a run in 65 of his 75 appearances with Atlanta, going 5-0 with a 1.52 ERA (65.OIP, 11ER)...His career-high 75 games ranked fourth among NL pitchers...Finished seventh among Major League relief pitchers in ERA...Limited opposing lefties to a .144 (15-for-104) batting average...Made his postseason debut, appearing in all four NLDS games against the Dodgers and tossing 2.2 scoreless innings.

2012

Made his Major League debut on July 14 against New York (NL), striking out the only batter he faced (Ike Davis) to end the sixth...Made 31 appearances with the Braves, going 1-1 with a 2.00 ERA...Recorded his first career win on Oct. 3 at Pittsburgh.

2011

Spent the entire season with Double-A Mississippi and posted a 4-8 record and 4.57 ERA in 36 games (13 starts).

2010

Combined to go 6-4 with nine saves and a 3.54 ERA in 41 relief appearances between Single-A Rome and Single-A Myrtle Beach.

2009

Limited opposing hitters to a .185 average (25-for-135, 1HR) in 14 games (three starts) with Rookie-level Danville, while posting an 0-2 record and 3.05 ERA...Was named Appalachian League "Pitcher of the Week" for 7/13-19.

2008

Pitched in 10 games (four starts) for the GCL Braves, going 0-3 with a 2.58 ERA.

2007

Spent the entire season with the DSL Braves, posting a 6-3 record and 2.44 ERA.

2006

Made his professional debut at age 16 with the DSL Braves

PERSONAL

Luis Armando Avilán (ah-vee-LAHN)...Pitched for the Cardenales de Lara of the Venezuelan Winter League in six offseasons (2009-12, 2014, 2016).

CAREER TRANSACTIONS	SIGNED BY
2005 Signed with ATL as a non-drafted free agent, Aug. 22.	Rolando Pettit (Braves)
2015 Acquired by LAD along with LHP Alex Wood, RHP Jim Johnson, INF Jose Peraza, RHP Bronson Arroyo and cash considerations from ATL and RHP Mat Latos and OF Mike Morse from MIA in exchange for INF Hector Olivera, LHP Paco Rodriguez and RHP Zack Bird from LAD and a 2016 Competitive Balance Round A pick from MIA, and MIA acquiring RHP Jeff Brigham, RHP Victor Araujo and RHP Kevin Guzman from LAD, July 30.	
2018 Acquired by CWS along with cash considerations from LAD and RHP Joakim Soria from KCR in exchange for LHP Scott Alexander from KCR and INF Jake Peter from CWS, and KCR receiving INF Erick Mejia and RHP Trevor Oaks from LAD, Jan. 4.	
2018 Acquired by PHI in exchange for RHP Felix Paulino, Aug. 22.	
2019 Signed with NYM as a Minor League free agent, Jan. 10.	
2020 Signed with NYY as a Minor League free agent, Jan. 6.	
2020 Signed with Washington as a Minor League free agent, Dec. 14.	
2021 Signed with Washington as a Minor League free agent, Nov. 25.	

ALBERTO BALDONADO 62

@baldo0125

@AlbertoB_01

LHP



BORN / 2022 OPENING DAY AGE 2/1/93 Colon, PAN / 29 **BATS / THROWS** Left / Left

MLB SERVICE 0.033 **HEIGHT / WEIGHT** 6'4" / 268

ACQUIRED Signed as a Minor League free agent, Nov. 3.

BALDONADO CAREER RECORD / UPDATED STATS BASEBALL REFERENCE

YEAR	CLUB	W	L	ERA	G	GS	CG	SHO	SV	IP	H	R	ER	HR	HB	BB	SO	SO/9	WP	BK	BAA
2010	DSL Mets	3	1	1.41	13	8	1	0	1	44.2	29	11	7	0	2	19	50	10.1	5	0	.188
2011	GCL Mets	2	2	3.71	11	6	0	0	0	43.2	41	20	18	2	4	17	26	5.4	5	0	.247
2012	Kingsport	0	2	6.75	6	2	0	0	0	12.0	8	9	9	0	1	12	10	7.5	5	0	.190
2013	Kingsport	2	0	3.94	14	0	0	0	0	29.2	25	17	13	2	2	14	41	12.4	4	0	.221
2014	Brooklyn	3	4	4.34	12	9	0	0	0	47.2	55	28	23	1	3	20	43	8.1	9	0	.288
2015	Savannah	0	7	1.91	38	0	0	0	9	56.2	35	14	12	1	4	24	74	11.8	8	2	.183
2016	St. Lucie	0	1	0.93	13	0	0	0	0	19.1	15	3	2	0	0	8	21	9.8	1	0	.221
	Binghamton	0	1	5.13	34	0	0	0	0	40.1	48	25	23	5	0	23	47	10.5	6	0	.291
2017	Binghamton	0	0	0	11	0	0	0	6	16.2	8	0	0	0	0	5	25	13.5	1	0	.145
	Las Vegas	0	4	6.65	39	0	0	0	2	43.1	47	33	32	9	0	23	39	8.1	3	0	.273
2018	Iowa	7	2	4.88	37	1	0	0	0	59.0	61	35	32	5	2	37	66	10.1	9	0	.275
2019	Iowa	1	0	3.38	8	0	0	0	0	13.1	8	5	5	2	0	10	13	8.8	3	0	.178
	Monterrey (MEX)	0	1	1.59	12	0	0	0	0	11.1	8	3	2	0	1	3	16	12.7	2	0	.190
	High Point (IND)	0	1	1.98	13	0	0	0	1	13.2	7	4	3	1	0	6	19	12.5	0	0	—
2020										DID NOT PITCH											
2021	Harrisburg	3	0	1.13	6	0	0	0	0	8.0	4	1	1	1	0	0	11	12.4	0	0	.143
	Rochester	3	1	3.31	28	0	0	0	0	32.2	28	13	12	1	2	9	36	9.9	3	0	.228
	Washington	0	1	8.44	14	0	0	0	0	10.2	10	10	10	3	0	7	12	10.1	1	0	.244
MINORS TOTALS		24	25	3.64	270	26	1	0	18	467.0	412	214	189	29	20	221	502	9.7	62	2	.236
MLB TOTALS		0	1	8.44	14	0	0	0	0	10.2	10	10	10	3	0	7	12	10.1	1	0	.244

CAREER

Tall left-hander returns to the Nationals on a Minor League contract with an invite to 2022 Spring Training...It will be his third Major League Spring Training (2021, 2018-19)...Made his Major League debut with Washington in 2021 after 11 seasons in the Minor Leagues...Was outrighted off Washington's 40-man roster following the 2021 season.

2021

Had his contract selected on Sept. 1...Made his Major League debut on Sept. 2 vs. Philadelphia (1.0 IP, H, 2 SO)...Went 6-1 with a 2.88 ERA (13 ER/40.2 IP) with 47 strikeouts, nine walks and 32 hits allowed in 34 appearances between Double-A Harrisburg and Triple-A Rochester...He went 3-0 with a 1.13 ERA (1 ER / 8.0 IP) with four hits, one run and 11 strikeouts in six appearances with the Senators before being promoted to the Red Wings on May 26...**2021 Pitch Mix:** 4-Seam (60.5%) Slider (34.4%) Changeup (5.1%)

2020

Signed a Minor League contract with the Nationals in February but did not pitch in the regular season...Pitched for Culiacan of the Mexican Winter League following the season...Posted a 1.21 ERA (3 ER/22.1 IP) with 20 strikeouts and two walks in 22 appearances.

2019

Was a non-roster invitee to Spring Training with Chicago (NL)...Was released by the Cubs in May and went on to pitch for Monterrey of the Triple-A Mexican League and High Point of the Atlantic League.

2018

Was a non-roster invitee to Spring Training with Chicago (NL)...Spent the entire season with Triple-A Iowa, going 7-2 with a 4.88 ERA in 37 games...Led Iowa with seven wins, a single-season career-high...Tied for second-most among PCL relief pitchers...Did not allow a homer in 66 at-bats against lefties, limiting left-handed batters to a .258 average (17-for-66) with two doubles and one triple.

AWARDS AND HONORS

- 2021..... MiLB.com Organization All-Star
- 2018..... Pacific Coast League All-Star (mid-season)
- 2016..... Florida State League All-Star (mid-season)

2017

Opened the season with Double-A Binghamton before he reached the Triple-A level for the first time in his career, making 39 relief appearances with Las Vegas...Went 0-4 with eight saves and a 4.80 ERA in 50 games between the two stops...Walked 28 and struck out 64...Opened the campaign with Binghamton and tossed 16.2 scoreless innings spanning 11 games ...Promoted to Las Vegas, May 11...Pitched in 39 games for the 51s, striking out 39 in 43.1 innings and walking 23.

2016

Named a Florida State League mid-season All-Star after opening the campaign with Single-A St. Lucie...Posted a 0.93 ERA (2 ER/19.1 IP) and held opponents to a .549 OPS in 13 games before he was promoted to Double-A Binghamton...Between St. Lucie and Binghamton, went 0-2 with a 3.77 ERA in 47 relief appearances...Struck out 68 batters in 59.2 innings.

2015

Recorded a 1.91 ERA (12 ER/56.2 IP) and nine saves with an 0-7 record in 38 relief appearances with Single-A Savannah...Struck out 74 and walked 24 while he held the opponent to a .183 average.

2014

Went 3-4 with a 4.34 ERA in 12 games (nine starts) with Single-A Brooklyn...Allowed just one home run and walked 20 while striking out 43.

2013

Made 14 relief outings for Rookie League Kingsport, going 2-0 with a 3.94 ERA...Struck out 41 batters.

2012

Missed the final month of the season with left biceps tendinitis ... Went 0-2 with a 6.75 ERA in six games (two starts) with Rookie League Kingsport prior to the injury.

2011

Went 2-2 with a 3.71 ERA for the Gulf Coast League Mets, appearing in 11 games (six starts)...Walked 17 and struck out 26.

2010

Recorded a 1.41 ERA and was 3-1 with one save in 13 games (eight starts) for the Dominican Summer League Mets.

PERSONAL

Alberto Luis Baldonado.

BALDONADO	CAREER TRANSACTIONS	SIGNED BY
	2009Signed with NYM as a non-drafted free agent, Sept. 21	Rafael Perez, Ismael Cruz and Alex Zapata (Mets)
	2017Signed with CHI as a free agent, Dec. 11.	
	2018Signed with CHI as a free agent, Nov. 20	
	2020Signed with Washington as a free agent, Feb. 7.	
	2021Signed with Washington as a free agent, Jan. 6.	
	2021Signed with Washington as a free agent, Nov. 3	



TRES BARRERA 38



@barrera_113

@TresBarrera13

C

BORN / 2022 OPENING DAY AGE **BATS / THROWS**
 9/15/94 Eagle Pass, Texas / 27 Right / Right

MLB SERVICE **HEIGHT / WEIGHT**
 0.084 6'0" / 215

ACQUIRED
 Selected in the sixth round of the 2016 First-Year Player Draft.

SCHOOL
 University of Texas

BARRERA CAREER RECORD / UPDATED STATS BASEBALL REFERENCE

YEAR	CLUB	AVG	G	AB	R	H	TB	2B	3B	HR	RBI	SH	SF	HP	BB	SO	SB	CS	OBP	SLG	OPS	E
2016	Auburn	.244	48	164	19	40	60	9	1	3	17	0	2	9	15	22	0	0	.337	.366	.703	3
2017	Hagerstown	.278	67	237	28	66	110	18	1	8	27	0	2	6	23	58	1	0	.354	.464	.818	3
2018	Potomac	.263	68	259	36	68	100	14	0	6	24	1	0	6	22	53	3	0	.334	.386	.721	5
2019	Harrisburg	.249	101	357	42	89	136	23	0	8	46	1	4	5	36	69	1	2	.323	.381	.704	7
	Washington	.000	2	2	0	0	0	0	0	0	0	0	0	0	0	0	0	0	.000	.000	.000	0
2020																						
2021	Rochester	.201	54	169	14	34	48	5	0	3	18	1	4	2	24	43	0	0	.302	.284	.586	5
	Washington	.264	30	91	8	24	35	3	1	2	10	0	0	4	12	22	0	0	.374	.385	.758	2
	MINORS TOTALS	.250	338	1186	139	297	454	69	2	28	132	3	12	28	120	245	5	2	.331	.383	.713	23
	MLB TOTALS	.258	32	93	8	24	35	3	1	2	10	0	0	4	12	22	0	0	.367	.376	.743	2

CAREER

A sixth-round selection in the 2016 First-Year Player Draft out of the University of Texas...Is rated as the "Best Defensive Catcher" in Washington's Minor League system according to *Baseball America* for the fourth consecutive season (2019-22).

2021

Made Washington's Opening Day roster...In his first extended Major League action, hit .264 with three doubles, one triple, two homers, 10 RBI, 12 walks and eight runs scored in 30 games...From July 18-30, hit .351/.429/.514 in 11 games (10 starts)...Recorded his first Major League hit on July 4 vs. Los Angeles (NL), a single off Blake Treinen...Scored the game-winning run, in a walk-off win on July 18 vs. San Diego...On July 19 vs. Miami, clubbed his first career home run, a solo shot (Detwiler)...Recorded his second Major League homer on Aug. 24 at MIA (Luzardo).

2020

Was placed on the restricted list prior to the start of the 2020 season.

2019

Spent the majority of the season with Double-A Harrisburg where he hit .249 with 23 doubles, eight homers, 46 RBI, 36 walks and 42 runs scored in 101 games...Had his contract selected on Sept. 8 and made his Major League debut as a pinch hitter on Sept. 14 vs. Atlanta.

2018

Spent the entire season with Single-A Potomac...Was a Carolina League mid-season All-Star.

2017

Advanced to Single-A Hagerstown...Clubbed a career-high eight home runs.

2016


Led the Doubledays with three home runs and ranked fourth on the club with 17 RBI.

PERSONAL

Felipe (Tres) Barrera...Graduated from Mission Sharyland (Texas) High School and attended the University of Texas...Was a three-year starter at the University of Texas...Is married to wife, Lindsey...They have one daughter, Klea.

AWARDS AND HONORS

- 2022..... Washington's No. 25 prospect, per *Baseball America*
- 2021..... Washington's No. 15 prospect, per *Baseball America*
- 2020..... Washington's No. 11 prospect, per *Baseball America*
- 2019..... World Series Champion (WSH)
- 2019..... Eastern League All-Star (mid-season)
- 2019..... Washington's No. 16 prospect, per *Baseball America*
- 2018..... MiLB.com Organization All-Star
- 2018..... Carolina League All-Star (mid-season)



CAREER TRANSACTIONS

2016.....Selected by Washington in sixth round of the First-Year Player Draft.

SIGNED BY

Tyler Witt (Nationals)

CAREER BESTS

- SINGLE-GAME HITS..... 3, 8/24/21 at MIA
- SINGLE-GAME RBI..... 2, 2x, Last: 7/9/21 at SFG
- HITTING STREAK..... 4 games, 2x, Last: 7/26-7/30/21
- MULTI-HR GAMES..... None
- CAREER GRAND SLAMS..... None
- CAREER PINCH HOMERS..... None
- CAREER WALK-OFF HOMERS..... None

BARRERA

2019 POSTSEASON NATIONALS PARK NATIONALS IN THE COMMUNITY FRONT OFFICE NATIONALS & OWNERSHIP EXECUTIVES MANAGER & COACHING STAFF PLAYERS 2021 IN REVIEW HISTORY & RECORDS SCOUTING, RESEARCH & PLAYER DEV. MEDIA





JOSH BELL 19

@bell.josh19

@JBell_19

1B

BORN / 2021 OPENING DAY AGE 8/14/92 Irving, Texas / 29
BATS / THROWS Switch / Right

MLB SERVICE 5.053
HEIGHT / WEIGHT 6'4" / 261

ACQUIRED
 Acquired from Pittsburgh in exchange for RHP Wil Crowe and RHP Eddy Yean, Dec. 24, 2020.

SCHOOL
 Dallas Jesuit College Preparatory High School

BELL CAREER RECORD / UPDATED STATS

YEAR	CLUB	AVG	G	AB	R	H	TR	2B	3B	HR	RBI	SH	SF	HP	BB	SO	SB	CS	OBP	SLG	OPS	F
2012	West Virginia	.274	15	62	6	17	25	5	0	1	11	0	2	0	2	21	1	0	.288	.403	.691	2
2013	West Virginia	.279	119	459	75	128	208	37	2	13	76	0	5	3	52	90	1	2	.353	.453	.806	3
2014	Bradenton	.335	84	331	45	111	166	20	4	9	53	4	1	2	25	43	5	4	.384	.502	.886	1
	Altoona	.287	24	94	13	27	29	2	0	0	7	0	0	0	8	12	4	1	.343	.309	.652	2
2015	Altoona	.307	96	368	47	113	157	17	6	5	60	3	9	2	44	50	7	4	.376	.427	.803	13
	Indianapolis	.347	35	121	20	42	61	7	3	2	18	0	2	1	21	15	2	0	.441	.504	.945	3
2016	Indianapolis	.295	114	421	57	124	197	23	4	14	60	0	2	4	57	74	3	7	.382	.468	.850	15
	Pittsburgh	.273	45	128	18	35	52	8	0	3	19	0	3	0	21	19	0	1	.368	.406	.774	4
2017	Pittsburgh	.255	159	549	75	140	256	26	6	26	90	0	4	1	66	117	2	4	.334	.466	.800	10
2018	Pittsburgh	.261	148	501	74	131	206	31	4	12	62	0	5	0	77	104	2	5	.357	.411	.768	6
2019	Pittsburgh	.277	143	527	94	146	300	37	3	37	116	0	7	5	74	118	0	1	.367	.569	.936	13
2020	Pittsburgh	.226	57	195	22	44	71	3	0	8	22	0	4	2	22	59	0	0	.305	.364	.669	4
2021	Washington	.261	144	498	75	130	237	24	1	27	88	0	3	2	65	101	0	0	.347	.476	.823	5
MINORS TOTALS		.303	487	1856	263	562	843	111	19	44	285	7	21	12	209	305	23	18	.373	.454	.827	39
MLB TOTALS		.261	144	498	75	130	237	24	1	27	88	0	3	2	65	101	0	0	.347	.476	.823	42

CAREER

Switch-hitting first baseman was acquired by Washington on Dec. 24, 2020...He joined the Nationals after five seasons with the Pirates including the 2019 season in which he was named a National League All-Star...In those five seasons, he hit .261 with a .349 on-base percentage and a .466 slugging percentage with 105 doubles, 13 triples, 86 home runs and 309 RBI across 552 games...Since making his Major League debut in 2016, Bell's .468 career slugging percentage and 397 RBI rank fifth among switch-hitters, while his 113 home runs are sixth...In six Major League seasons, Bell has hit .270/.356/.483 as a left-handed batter and .235/.328/.424 as a right-handed batter...Finished third in the 2017 National League Rookie of the Year voting...Was Pittsburgh's Minor League Player of the Year in 2014 and 2016...Became the Player Ambassador for Washington's Youth Baseball Academy in 2021.

2021

In his first season in Washington, Bell hit .261 with 24 doubles, one triple, 27 homers, 88 RBI, 65 walks and 75 runs scored in 144 games...He posted a .347 on-base percentage and a .476 slugging percentage along the way...Led Nationals hitters with 52 extra-base hits...Ranked second on the club with 27 homers...Entering play on May 13, Bell was hitting .133/.198/.289 through his first 23 games of the season...From May 13 through the end of the season, he hit .287/.375/.513 with 20 doubles, one triple, 24 home runs, 78 RBI, 59 walks and 59 runs scored in 121 games...His .513 slugging percentage ranked 17th among National League hitters over this span...On the season, Bell ranked 11th in the National League with an 11.4% walk rate (up from 9.9% in 2020) and ranked 17th in the National League with a 17.8% strikeout rate (down from 26.5% in 2020)...From Sept. 5 through the end of the season, Bell recorded 26 walks and just 13 strikeouts in 118 plate appearances... Hit go-ahead grand slam, June 23 at Philadelphia (Hale), his first grand slam since his first career home run in 2016...Hit his 100th career homer on July 20 vs. Miami (Okert).

2020

Hit .226 with three doubles, eight home runs, 22 RBI, 22 walks and 22 runs scored in 57 games... Finished the season strong, going hitting .288 with a double, four homers, eight RBI, nine walks and nine runs scored in 21 games from Sept. 6 through Sept. 27...Recorded a 10-game hitting streak from Sept. 6-16 (.455, 2B, 3 HR, 4 RBI, 5 BB, 5 R).

AWARDS AND HONORS

- 2021..... "Good Guy" Award (D.C. Media)
- 2019 Pittsburgh's Heart and Hustle Award winner (MLBPA)
- 2019 National League All-Star (CLE)
- 2019 National League Player of the Month (May)
- 2019 National League Player of the Week (May 19)
- 2017 Pittsburgh's No. 4 prospect, per *Baseball America*
- 2016 Pittsburgh's Minor League Player of the Year
- 2016 International League All-Star (mid- and post-season)
- 2016 Pittsburgh's No. 3 prospect, per *Baseball America*
- 2015 SiriusXM All-Star Futures Game (CIN)
- 2015 Pittsburgh's No. 4 prospect, per *Baseball America*
- 2014 Pittsburgh's Minor League Player of the Year
- 2014 Florida State League Player of the Year
- 2014 Sirius XM All-Star Futures Game (MIN)
- 2014 Pittsburgh's No. 7 prospect, per *Baseball America*
- 2013 South Atlantic League All-Star (mid- and post-season)
- 2013 Pittsburgh's No. 6 prospect, per *Baseball America*
- 2012 Pittsburgh's No. 3 prospect, per *Baseball America*



2019

Named a National League All-Star...Ranked among National League hitters in RBI (6th, 116), extra-base hits (T6th, 77), doubles (8th, 37), home runs (9th, 37), slugging percentage (9th, .569) and OPS (10th, .936)... His 37 home runs were the most by a Pirates player since Brian Giles hit 38 in 2002 and his 116 RBI were the most since Giles had 123 in 2000...Hit 33 home runs as a first baseman; one shy of the club record for home runs hit from that position (Dick Stuart hit 34 in 1961)...Also set single-season club record with four homers hit as the designated hitter...His 60 extra-base hits prior to the All-Star break were the most ever by a National League player and tied with Hall of Famer Frank Thomas (60 in 1994) for the fourth-most by any player in Major League history...Put together an historic month of May...Led all Major League players in total bases (94), hits (46), extra-base hits (24) and RBI (31) during the month...Also shared the lead with 12 home runs, which tied the club record for most hit during the month of May (Jason Bay, May 2006)...Became the third player in National League history to produce at least 12 doubles and 12 home runs in any calendar month of the baseball season, joining Hall of Famer Hank Aaron (12 doubles and 12 homers) in July of 1961 and Hall of Famer Frank Robinson (12 doubles and 13 homers) in July of 1961...Participated in the All-Star Game Home Run Derby and hit 18 in the first round against Ronald Acuna, Jr.

2018

Hit .261 with 31 doubles, four triples, 12 homers, 62 RBI, 77 walks and 74 runs scored in 148 games...His 77 walks marked a career-high...Was strong during the month of July...Hit .329 (23-for-70) in 22 games during the month...Fell a homer shy of hitting for the cycle while going 4-for-4 on July 13 vs. Milwaukee...Suffered a left oblique strain on July 27 vs. New York (NL) and was placed on the 10-day injured list the following day...Was reinstated on Aug. 8...Reached base safely in 20 of his last 21 games of the season (.427 OBP).

2017

Finished third in the National League Rookie of the Year voting after leading National League rookies in hits (140), doubles (26) and walks (66)...He ranked second in home runs (26), RBI (90), runs (75), triples (6) and total bases (256)...His 26 home runs were the most by a switch-hitting rookie in National League history...Finished behind LAD Cody Bellinger and STL Paul DeJong...Tied the Pirates club record for most home runs by a rookie (Jason Bay in 2004)...Became one of only eight rookies in Pirates history to collect 90 RBI...His 90 RBI were the most by a Pittsburgh rookie since Maurice Van Robays' record 116 in 1940...Became just the second switch-hitter in team history to hit at least 25 home runs in any season (Bobby Bonilla, 32 in 1990)...Recorded an extra base hit in seven straight games from May 12-19, the longest streak by a Pirates player since Josh Harrison in 2014.

2016

Spent majority of campaign with Triple-A Indianapolis...Was named Pittsburgh's Minor League Player of the Year for a second time (also 2014)...Was selected to the International League's mid- and post-season All-Star teams...Made his Major League debut as a pinch hitter on July 8 vs. Chicago (NL)...Singled off Jake Arrieta on the first pitch he saw...His first MLB homer was a pinch-hit grand slam in his second career at bat on July 9 against the Cubs (Warren)...Was recalled a second time by the Pirates on Aug. 20...Reached base safely in 13 of his first 14 big league games (.541 OBP).

2015

Hit .317 with 24 doubles, nine triples, seven homers 78 RBI, 65 walks and 67 runs scored in 131 games between Double-A Altoona and Triple-A Indianapolis...Represented the Pirates at the SiriusXM All-Star Futures Game in Cincinnati...Started at first base and went 1-for-2 with a home run.

2014

Named Pittsburgh's Minor League Player of the Year...Hit a career-best .325 with 22 doubles, four triples, nine home runs, 60 RBI, 33 walks and 58 runs scored in 108 games with Single-A Bradenton and Double-A Altoona...Was named MVP of the Florida State League...Represented the Pirates at the SiriusXM All-Star Futures Game in Minnesota (0-for-1 off the bench).

2013

In his first full professional season, hit .279 with 37 doubles, two triples, 13 homers, 76 RBI, 52 walks and 75 runs scored in 119 games for Single-A West Virginia...Was a South Atlantic League All-Star.

2012

Was limited to 15 games with West Virginia after suffering a knee injury at the end of April.

PERSONAL

Joshua Evan Bell...Graduated from Dallas Jesuit College Preparatory School...Was named the Gatorade Texas Player of the Year, *Baseball America* All-American, USA Today All USA First-Team selection, Louisville Slugger All American, Rawlings All American First Team, District 9-5A MVP, Dallas News Player-of-the-Year, Texas 5A All-State First Team and one of the top 10 High School players by Sports Illustrated as a senior...Was a classmate of PGA Tour golfer Jordan Spieth...Committed to the University of Texas-Austin but chose to sign with the Pittsburgh Pirates.

BELL		CAREER TRANSACTIONS								CAREER BESTS							
2011		Selected by PIT in the second round of the First-Year Player Draft.								SINGLE-GAME HITS..... 4, 6x, last: 7/1/19 vs. CHI							
2020		Acquired by Washington in exchange for RHP Wil Crowe and RHP Eddy Yean, Dec. 24.								SINGLE-GAME RBI..... 7, 7/1/19 vs. CHI							
SIGNED BY		Mike Leuzinger (Pirates)								HITTING STREAK..... 15 games, 4/28-5/15/19							
CAREER FIELDING										MULTI-HR GAMES (6)..... 7/1/19 vs. CHI (3)							
YEAR / POS.	PCT.	G	PO	A	E	TC	DP	5/4/19 vs. OAK (2)									
2021 / 1B	.994	119	819	73	5	897	71	5/14/19 at ARI (2)									
2021 / LF	1.000	9	8	0	0	8	0	5/18/19 at SDP (2)									
2021 / RF	—	1	0	0	0	0	0	8/1/19 at STL (2)									
CAREER / 1B	.991	595	4332	378	41	4751	403	8/29/21 at NYM (2)									
CAREER / RF	.944	17	17	0	1	0	0	7/9/16 vs. CHI (Warren)									
CAREER / LF	1.000	9	8	0	0	8	0	6/23/21 at PHI (Hale)									
										CAREER PINCH HOMERS (3)..... 7/9/16 vs. CHI (Warren)							
										7/30/16 vs. SDP (Torres)							
										7/20/21 vs. MIA (Okert)							
										CAREER WALK-OFF HOMERS (1).... 7/14/17 vs. STL (Oh)							

GERARDO CARRILLO 80

@gcb998

RHP

BORN / 2022 OPENING DAY AGE 9/13/98 Guadalajara, MEX / 23

BATS / THROWS Right / Right

MLB SERVICE 0.000

HEIGHT / WEIGHT 5'11" / 163

ACQUIRED
Acquired from Los Angeles (NL) along with RHP Josiah Gray, C Keibert Ruiz and OF Donovan Casey in exchange for RHP Max Scherzer and SS Trea Turner, July 30, 2021.



CARRILLO CAREER RECORD / UPDATED STATS **BASEBALL REFERENCE**

YEAR	CLUB	W	L	ERA	G	GS	CG	SHO	SV	IP	H	R	ER	HR	HB	BB	SO	SO/9	WP	BK	BAA
2017	DSL Dodgers	5	2	2.79	14	10	0	0	0	48.1	44	18	15	1	8	14	32	6.0	3	1	.237
2018	Great Lakes	2	1	1.65	9	9	0	0	0	49.0	35	10	9	3	4	15	37	6.8	4	1	.200
	AZL Dodgers	2	0	0.82	4	1	0	0	1	11.0	6	1	1	0	1	2	13	10.6	0	0	.154
2019	Rancho Cucum.	5	9	5.44	23	21	0	0	0	86.0	87	59	52	3	17	51	86	9.0	17	0	.263
2020	Univ. Southern California									Alternate Training Site											
2021	Tulsa	3	2	4.25	15	14	0	0	0	59.1	49	31	28	9	16	29	70	10.6	4	1	.221
	Harrisburg	0	5	5.59	8	8	0	0	0	37.0	40	28	23	5	7	21	38	9.2	3	0	.270
MINORS TOTALS		17	19	3.96	73	63	0	0	1	290.2	261	147	128	21	53	132	276	8.5	31	3	.237

CAREER

Hard-throwing right-hander was acquired by the Nationals from the Dodgers at the 2021 Trade Deadline...He enters the 2022 system as Washington's No. 8 prospect, per *Baseball America*...Became Washington's No. 6 prospect per MLB Pipeline.com and its No. 7 prospect per *Baseball America* following the trade from the Dodgers...Was added to Los Angeles' 40-man roster following the 2020 season.

2021

Went 3-7 with a 4.76 ERA in 23 games (22 starts) between Double-A Tulsa and Double-A Harrisburg...Struck out 108 batters in 96.1 innings pitched...His 70 strikeouts ranked seventh in Los Angeles' system prior to the trade...From June 25-Aug. 8, went 2-1 with a 2.53 ERA (9 ER/32.0 IP), 32 strikeouts and a .207 opponents' average in seven starts.

2020

Spent the season at Los Angeles' Alternate Training Site (USC Campus).

2019

In his first full professional season, went 5-9 with a 5.44 ERA in 23 games (21 starts) for Single-A Rancho Cucamonga.

2018

Enjoyed a breakout campaign...Went 4-1 with one save and a 1.50 ERA in 13 games (10 starts) between the Rookie-level Arizona Dodgers and Single-A Great Lakes...Over his last four starts of the season, allowed just two earned runs over 24.0 innings (0.75 ERA), including a pair of scoreless outings on Aug. 12 and Aug. 25.

2017

Went 5-2 with a 2.79 ERA in 14 games (10 starts) for the Dominican Summer League Dodgers.

PERSONAL

Gerardo Carrillo.

AWARDS AND HONORS

- 2022..... Washington's No. 8 prospect, per *Baseball America*
- 2021..... Washington's No. 7 prospect, per *Baseball America* (following trade)
- 2021..... Los Angeles' No. 22 prospect, per *Baseball America*
- 2020..... Los Angeles' No. 27 prospect, per *Baseball America*
- 2019..... Los Angeles' No. 20 prospect, per *Baseball America*



CARRILLO

CAREER TRANSACTIONS

- 2016.....Signed with LAD as a non-drafted free agent, July 5.
- 2021.....Acquired by Washington along with RHP Josiah Gray, C Keibert Ruiz and OF Donovan Casey in exchange for RHP Max Scherzer and SS Trea Turner, July 30.

SIGNED BY

Mike Brito (Dodgers)

2019 POSTSEASON NATIONALS PARK NATIONALS IN THE COMMUNITY FRONT OFFICE NATIONALS & OWNERSHIP EXECUTIVES MANAGER & COACHING STAFF PLAYERS 2021 IN REVIEW HISTORY & RECORDS SCOUTING, RESEARCH & PLAYER DEV.



DONOVAN CASEY 44

@donovancasey32

@donocasey30

OF

BORN / 2022 OPENING DAY AGE

2/23/1996 Stratford, N.J. / 26

BATS / THROWS

Right / Right

MLB SERVICE

0.000

HEIGHT / WEIGHT

6'2" / 220

ACQUIRED

Acquired from Los Angeles (NL) along with RHP Josiah Gray, C Keibert Ruiz and RHP Gerardo Carrillo in exchange for RHP Max Scherzer and SS Trea Turner, July 30, 2021.

SCHOOL

Boston College

CASEY CAREER RECORD / UPDATED STATS

YEAR	CLUB	AVG	G	AB	R	H	TB	2B	3B	HR	RBI	SH	SF	HP	BB	SO	SB	CS	OBP	SLG	OPS	E
2017	AZL Dodgers	.467	5	15	4	7	8	1	0	0	9	0	1	0	3	3	1	0	.526	.533	1.060	0
	Ogden	.396	33	139	37	55	85	5	2	7	23	0	0	3	9	18	5	2	.444	.612	1.055	3
2018	Rancho Cucum.	.253	62	241	43	61	91	8	2	6	30	0	4	1	23	72	2	1	.316	.378	.694	3
	AZL Dodgers	.316	7	19	4	6	14	3	1	1	6	0	1	0	1	6	0	0	.333	.737	1.070	0
2019	Rancho Cucum.	.270	100	403	80	109	205	18	9	20	65	0	2	3	37	140	20	3	.335	.509	.844	7
	Tulsa	.213	25	94	13	20	33	4	0	3	11	0	0	0	7	34	2	0	.267	.351	.618	1
2020	DID NOT PLAY																					
2021	Tulsa	.296	73	301	51	89	139	15	1	11	36	0	1	6	26	102	15	4	.362	.462	.824	4
	Harrisburg	.347	12	49	6	17	30	2	1	3	10	0	1	0	1	9	2	1	.353	.612	.965	0
	Rochester	.179	38	134	15	24	39	9	0	2	9	0	1	1	3	9	57	5	0	.245	.291	.536
MINORS TOTALS		.278	355	1395	253	388	644	65	16	53	199	0	11	16	116	441	52	11	.338	.462	.800	18

CAREER

Acquired from Los Angeles at the 2021 Trade Deadline...Is considered the No. 17 prospect and the "Best Athlete" in Washington's Minor League system, per *Baseball America*...Was originally selected in the 20th round of the 2017 First-Year Player Draft out of Boston College...Has the ability to play right field (140 G), center field (11 G) and left field (89 G).

2021

Washington's Minor League Defensive Player of the Year...Showed versatility and strong defensive ability after joining the Nationals organization... In his first 25 games with the organization, Casey Hit .337 with a .373 on-base percentage and a .568 slugging percentage...He recorded eight doubles, one triple and four home runs in those 25 games...All told, he hit .224 with 11 doubles, one triple, five homers, 19 RBI, three hit by pitch, 10 walks, seven stolen bases and 21 runs scored in 50 games between Double-A Harrisburg and Triple-A Rochester...He joined the Nationals after hitting .296 with 15 doubles, one triple, 11 homers, 36 RBI, 26 walks, 15 stolen bases and 51 runs scored in 73 games for Double-A Tulsa this season...His 89 hits ranked tied for sixth in all of Minor League Baseball at the time of the trade... *Baseball America* also rated him as the "Best Defensive Outfielder" and having the "Best Outfield Arm" in the Double-A Central League in 2021... Hit .255 (12-for-47) with three doubles, two homers, 10 RBI, eight walks and eight runs scored in 13 games for Surprise of the Arizona Fall League.

2020

Did not play.

2019

Ranked among Dodgers farmhands in triples (2nd, 9), runs (2nd, 93), hits (3rd, 129), slugging percentage (4th, .509), extra-base hits (5th, 54), home runs (T6th, 23), OPS (7th, .844), stolen bases (7th, 22) and RBI (T8th, 76).

2018

Hit .258 with 11 doubles, three triples, seven homers, 36 RBI, 24 walks, two stolen bases and 47 runs scored in 69 games.

2017

In his first professional season, hit .403 with six homers, two triples, seven homers, 32 RBI, 12 walks, six stolen bases and 41 runs scored in 38 games.

PERSONAL

Donovan Casey...Graduated from Sterling High School in Somerdale, N.J. ...Attended Boston College.

AWARDS AND HONORS

- 2022..... Washington's No. 16 prospect, per *Baseball America*
- 2021..... Washington's Minor League Defensive Player of the Year
- 2021..... Washington's No. 14 prospect, per *Baseball America* (following trade)
- 2019..... California League All-Star (post-season)
- 2019..... California League All-Star (mid-season)

CASEY

CAREER TRANSACTIONS

- 2017..... Selected by LAD in the 20th round of the First-Year Player Draft.
- 2021..... Acquired by Washington along with RHP Josiah Gray, C Keibert Ruiz and RHP Gerardo Carrillo in exchange for RHP Max Scherzer and SS Trea Turner, July 30.

SIGNED BY

Rich Leducia (Dodgers)

2019 POSTSEASON NATIONALS PARK NATIONALS IN THE COMMUNITY FRONT OFFICE NATIONALS & OWNERSHIP EXECUTIVES MANAGER & COACHING STAFF PLAYERS 2021 IN REVIEW HISTORY & RECORDS SCOUTING, RESEARCH & PLAYER DEV. MEDIA



CADE CAVALLI 54



@cade.cavalli24

@CADECAVALLI

RHP

BORN / 2021 OPENING DAY AGE 8/14/98 Bixby, Okla. / 23
BATS / THROWS Right / Right

MLB SERVICE 0.000
HEIGHT / WEIGHT 6'4" / 240

ACQUIRED Selected in the first round (No. 22) of the 2020 First-Year Player Draft.

SCHOOL University of Oklahoma

CAVALLI CAREER RECORD / UPDATED STATS

YEAR	CLUB	W	L	ERA	G	GS	CG	SHO	SV	IP	H	R	ER	HR	HB	BB	SO	SO/9	WP	BK	BAA
2020	Fredericksburg									Alternate Training Site											
2021	Wilmington	3	1	1.77	7	7	0	0	0	40.2	24	9	8	1	2	12	71	15.7	0	0	.171
	Harrisburg	3	3	2.79	11	11	0	0	0	58.0	39	19	18	2	0	35	80	12.4	5	0	.188
	Rochester	1	5	7.30	6	6	0	0	0	24.2	33	21	20	2	4	13	24	8.8	1	0	.317
MINORS TOTALS		7	9	3.36	24	24	0	0	0	123.1	96	49	46	5	6	60	175	12.8	6	0	.213

CAREER

Tall, powerful right-hander was Washington's Minor League Pitcher of the Year in 2021...Is Washington's No. 2 prospect and the No. 27 prospect in baseball, per *Baseball America*...Also has the "Best Fastball" and "Best Slider" among Nationals farmhands, according to *Baseball America*...Was Washington's first-round pick (No. 22 overall) in the 2020 First Year Player Draft.

2021

In his first full professional season, Cavalli led all of Minor League Baseball with 175 strikeouts, while his 3.36 ERA paced all full-season Nationals Minor Leaguers...He allowed just five home runs, and his 0.36 home runs allowed per 9.0 innings led all of Minor League Baseball (full-season)...Led full-season Nationals Minor Leaguers with a .213 opponents' batting average while his 1.26 walk and hits per innings pitched ranked third...Went 7-9 with a 3.36 ERA, 175 strikeouts and 60 walks in 123.1 innings across 24 starts between three levels of Washington's system...He opened the season with High-A Wilmington where he went 3-1 with a 1.77 ERA in seven starts...Following the season, *Baseball America* named him the top prospect in High-A...Was promoted to Double-A Harrisburg on June 15 and he would eventually make 11 starts - going 3-3 with a 2.79 ERA - before joining Triple-A Rochester on Aug. 24...Was selected to represent the Washington Nationals in the 2021 SiriusXM All-Star Futures Game in addition to earning High-A East (June 13) and Double-A Northeast (Aug. 1) Pitcher of the Week honors.

2020


Was a member of the 60-Player Pool...Spent the entire season at the Alternate Training Site (Fredericksburg)...Participated in Instructional League following the season.

PERSONAL

Steven Cade Cavalli...Graduated from Bixby High School in Bixby, Oklahoma...Attended the University of Oklahoma...Went 1-2 with a 4.18 ERA (11 ER/23.2 IP) and 37 strikeouts against just five walks in four starts for the Sooners prior to the cancellation of the 2020 season...Was named to the 2020 Golden Spikes Award (top amateur player) pre-season watch list...As a sophomore in 2019, earned a selection to the Academic All-Big 12 Second Team, as well as First Team All-Big 12 honors as a utility player...He made 12 starts going 5-3 with a 3.28 ERA (22 ER/60.1 IP) and 59 strikeouts and appeared in 19 games as a designated hitter, batting .319 with five doubles, two triples, four home runs, 17 RBIs, 16 runs scored, a .611 slugging percentage and a .393 on-base percentage in 72 at bats...Following the season, he was a member of the USA Baseball Collegiate National Team...Was originally selected in the 29th round of the 2017 First-Year Player Draft by the Atlanta Braves, but chose to attend the University of Oklahoma.

AWARDS AND HONORS

- 2022..... Washington's No. 2 prospect, per *Baseball America*
- 2021..... Washington's Minor League Pitcher of the Year
- 2021..... Baseball America Minor League All-Star
- 2021..... MiLB.com Organization All-Star
- 2021..... Double-A Northeast Pitcher of the Week (Aug. 1)
- 2021..... SiriusXM All-Star Futures Game (COL)
- 2021..... High-A East Pitcher of the Week (June 13)
- 2021..... Washington's No. 1 prospect, per *Baseball America*



CAREER TRANSACTIONS


- 2017.....Selected by ATL in the 29th round of the First-Year Player Draft (did not sign).
- 2020.....Selected by Washington in the first round (No. 22) of the First-Year Player Draft.

SIGNED BY

Jerad Head (Nationals)

CAVALLI

STEVE CISHEK 33



@srshek31

@srSHREK31

RHP

BORN / 2022 OPENING DAY AGE BATS / THROWS
6/18/86 Falmouth, Mass. / 35 Right / Right

MLB SERVICE HEIGHT / WEIGHT
10.143 6'6" / 220

ACQUIRED
Signed as a free agent March 14, 2022

SCHOOL
Carson-Newman (Tenn.) University

CISHEK CAREER RECORD / UPDATED STATS

YEAR	CLUB	W	L	ERA	G	GS	CG	SHO	SV	IP	H	R	ER	HR	HB	BB	SO	SO/9	WP	BK	BAA
2007	Jamestown	1	2	1.95	25	0	0	0	9	32.2	20	13	7	1	2	19	30	8.4	3	0	.175
2008	Greensboro	3	5	4.66	50	0	0	0	2	75.2	69	40	39	8	10	34	75	9.0	6	0	.246
2009	Jupiter	3	4	2.84	37	0	0	0	2	57.0	36	23	18	2	9	16	45	7.1	6	2	.182
2010	Florida	0	0	0.00	3	0	0	0	0	4.2	1	0	0	0	0	1	3	6.2	0	0	.071
	Jupiter	0	6	2.83	26	0	0	0	4	35.0	29	15	11	0	6	19	28	7.2	2	0	.223
	Jacksonville	3	1	4.31	22	0	0	0	2	31.2	30	16	15	0	5	10	34	9.8	6	0	.250
2011	Florida	2	1	2.63	45	0	0	0	3	54.2	45	18	16	1	3	19	55	9.1	5	0	.221
	New Orleans	1	1	2.35	15	0	0	0	0	23.0	18	7	6	1	2	12	19	7.4	2	0	.217
2012	Miami	5	2	2.69	68	0	0	0	15	63.2	54	26	19	3	6	29	68	9.6	1	1	.230
2013	Miami	4	6	2.33	69	0	0	0	34	69.2	53	19	18	3	2	22	74	9.6	1	0	.211
2014	Miami	4	5	3.17	67	0	0	0	39	65.2	58	26	23	3	1	21	84	11.6	1	0	.237
2015	St. Louis	0	0	2.31	27	0	0	0	1	23.2	18	7	6	2	1	13	20	7.7	1	0	.212
	Miami	2	6	4.50	32	0	0	0	3	32.0	37	19	16	2	0	14	28	7.9	0	0	.291
2015	Jacksonville	0	0	0.00	5	0	0	0	2	6.0	5	0	0	0	0	0	4	6.0	0	0	.217
2016	Seattle	4	6	2.81	62	0	0	0	25	64.0	44	21	20	8	4	21	76	10.7	4	0	.190
	Everett	0	1	13.50	2	2	0	0	0	2.0	5	3	3	0	0	0	5	22.5	0	0	.455
2017	Seattle	1	1	3.15	23	0	0	0	1	20.0	13	7	7	3	1	7	15	6.8	1	1	.183
	Tampa Bay	2	1	1.09	26	0	0	0	0	24.2	13	3	3	0	2	7	26	9.5	2	0	.153
	Tacoma	1	0	0.00	3	1	0	0	0	2.2	2	0	0	0	0	3	3	10.1	0	0	.222
	Arkansas	0	0	5.40	4	1	0	0	0	3.2	4	2	2	0	0	1	4	10.8	0	0	.286
2018	Chicago (NL)	4	3	2.18	80	0	0	0	4	70.2	45	19	17	5	9	28	78	10.0	2	0	.181
2019	Chicago (NL)	4	6	2.95	70	0	0	0	7	64.0	48	22	21	7	7	29	57	8.0	4	0	.210
2020	Chicago (AL)	0	0	5.40	22	0	0	0	0	20.0	21	12	12	4	4	9	21	9.5	0	0	.269
2021	Los Angeles (AL)	0	2	3.42	74	0	0	0	0	68.2	61	32	26	2	6	41	64	8.4	4	2	.238
MINORS TOTALS		12	20	3.39	189	4	0	0	21	268.0	218	119	101	12	34	114	247	8.3	25	2	.222
MLB TOTALS		32	39	2.85	668	0	0	0	132	645.1	511	231	204	43	46	261	669	9.3	26	4	.217

2018 POSTSEASON

RD.	CLUB	OPP.	W	L	ERA	G	GS	CG	SHO	SV	IP	H	R	ER	HR	HB	BB	SO	SO/9	WP	BK	BAA
NLWC	CHC	vs. COL	0	0	0.00	1	0	0	0	0	0.2	0	0	0	0	0	0	0	0.0	0	0	.000
TOTALS			0	0	0.00	1	0	0	0	0	0.2	0	0	0	0	0	0	0	0.0	0	0	.000

CAREER

Side-arming veteran of 12 Major League seasons has gone 32-39 with a 2.85 ERA, 669 strikeouts and 132 saves in 668 games...He ranks among the top-10 MLB relievers in ERA (8th), innings pitched (9th) and appearances (9th)...Has eclipsed 30 saves twice in his career (2013 and 2014 with the Marlins)...Established a Marlins franchise record for most consecutive saves converted with 33 from 2013-14...Set a Marlins franchise record by tossing 14.2 scoreless innings to begin his MLB career from 2010-11.

2021

Spent the entire season with Los Angeles (AL), appearing in 74 games out of the bullpen the most of any Angels pitcher...Pitched to a 3.42 ERA with an 0-2 record in 68.2 innings of work...Had the fifth most appearances in the Majors and the third most in the AL...Put together a streak of 15 games from June 16-July 17 where he did not allow an earned run in 13.2 innings...He allowed 10 hits, five walks, 10 strikeouts and opponents hit .204 (10-for-49) during the streak...Had a 13 game scoreless streak from May 10-June 5 (13.1 IP)...**2021 Pitch Mix:** Sinker (44.1%) Slider (39.0%), 4-Seam (16.7%) Changeup (0.2%)

2020

Pitched in 22 games in his first season with the White Sox...Posted a 5.40 ERA (12 ER/20 IP), striking out 21 and walking nine...Held lefties to a .194 (6-for-31) average...Recorded his 600th career strikeout on Sept. 6 at Kansas City (Adalberto Mondesi).

AWARDS AND HONORS

- 2014 National League Player of the Week (July 28)
- 2013 National League Player of the Week (July 29)
- 2013 Marlins Charlie Hough Good Guy Award
- 2011 Miami's No. 19 Prospect, per *Baseball America*
- 2011 Marlins Rookie of the Year
- 2010 Arizona Fall League Rising Stars

2019

Became the first Cubs reliever with at least 70 appearances in consecutive seasons since James Russell in 2012-13...Went 4-6 with a 2.95 ERA (21 ER/64.0 IP) and 57 strikeouts...Earned a seven-out save on May 19 at Washington allowing one hit in 2.1 scoreless innings...Posted a 0.66 ERA (1 ER/13.2 IP) over his final 16 outings of the season after returning from the Injured List (left hip inflammation).

2018

In his first season with the Cubs, made a career high 80 relief appearances, the second-most in the National League...Recorded a career-high 25 holds, tied for the fifth most in the NL...Led all Cubs relievers in innings pitched (70.1), strikeouts (78) and strikeout-to-walk ratio (2.79)...Stranded 42-of-59 inherited runners (71.2%)...The 59 inherited runners were the most in the Majors...Stranded 15 consecutive inherited runners from Aug. 4-Sept. 15... Made his postseason debut with 0.2 perfect innings in the Wild Card Game vs. COL, a 2-1 Cubs loss.

2017

Combined to go 3-2 with a 2.01 ERA (10 ER/44.2 IP) and 41 strikeouts in 49 appearances between Seattle and Tampa Bay...Led American League relievers with a 1.43 ERA (7 ER/44.0 IP) over 47 games from May 21 through the end of the season...Posted a 1.09 ERA (3 ER/24.2 IP) in 26 appearances (25 scoreless) with the Rays...From the time of the trade through the end of the season, ranked among top AL relievers in ERA (3rd), opponents average (6th, .153) and WHIP (9th, 0.81)...Made a career-best 20 consecutive scoreless appearances from July 25-Sept. 5.

2016

Led Seattle relievers in appearances (62) and innings pitched (64.0)...Limited opponents to .190 (44-for-232) average, the 10th-best mark among AL relievers...Converted 25-of-32 save opportunities, recording a 3.74 ERA (14 ER/33.2 IP)...Was placed on the Injured List on Aug. 2 with a left hip labrum tear...Ranked third in the AL with 25 saves at the time of his injury.

2015

Went 2-6 with a 3.58 ERA (22 ER/55.1 IP), four saves and 48 strikeouts in 59 combined relief outings between Miami and St. Louis...Began the season with the Marlins and went 1-5 with a 6.98 ERA (15 ER/19.1 IP) over his first 19 games before being optioned to Double-A Jacksonville on June 1...Was recalled to the Majors on June 14 and improved to 1-1 with a 1.75 ERA (7 ER/36.0 IP) and 31 strikeouts over his final 40 games of the season...his ERA ranked fifth among NL relievers in that span...Was traded by Miami to St. Louis on July 24 in exchange for RHP Kyle Barraclough.

2014

Ranked among the NL leaders in save percentage (T-4th, 90.7%) and saves (5th, with a career-high 39)...Also ranked among the NL relief leaders in strikeouts (8th, with a career-high 84) and strikeouts per 9.0 innings (8th, 11.57)...Became the third pitcher in Marlins history to record 30-plus saves in back-to-back seasons, joining Juan Carlos Oviedo (2010-11) and Robb Nen (1996-97)...Posted a franchise-record streak of 33 consecutive saves, dating back to the 2013 season...His streak came to an end on April 25 at NYM...Was named NL Co-Player of the Week (July 21).

2013

Led the NL in save percentage (94.4%) and ranked sixth in saves (34)...His 94.4 save percentage was the second-best in Marlins history behind Rob Nen (1,000, 15-15) in 1994...Established a club record by converting 29 consecutive save chances from June 8 through the end of the season, breaking the mark set by RHP Todd Jones (27) in 2005...Named NL Co-Player of the Week with teammate José Fernández for the period of July 22-28. Played for Team USA in the 2013 World Baseball Classic, posting a 3.86 ERA in four games.

2012

Ranked second on the Marlins with 15 saves...Limited right-handers to a .185 average, the 11th best mark among NL relievers with a minimum of 40 appearances...Recorded a streak of 16.0 consecutive scoreless innings from June 27-Aug. 11...Converted all six save chances during the streak.

2011

Ranked among the NL rookie relief leaders in ERA (2nd, 2.63), innings (6th, 54.2), opponent average (8th, .221) and strikeouts (T-8th, 55)...His 9.05 strikeouts per 9.0 innings ranked eighth among NL rookie relievers and was the sixth-best mark in club history by a rookie...Began his season with the Marlins on a scoreless innings streak of 11.2 consecutive innings...Recorded his first career win on July 2 at Texas.

2010

Made three Major League appearances in September for his first stint in the Majors, throwing 4.1 scoreless innings...Was recalled to Miami on Sept. 26 and made his MLB debut that night at Milwaukee (0 ER/2.0 IP)...Combined to go 3-7 with a 3.53 ERA (26ER/66.1IP), 62 strikeouts, six saves and zero home runs allowed between Low-A Jupiter and Double-A Jacksonville...Pitched in the Arizona Fall League for Phoenix in the offseason and was an AFL Rising Stars selection.

PERSONAL

Steve R. Cishek...He and his wife, Marissa, reside in Jupiter, Fla., with their two children, Emmie and Avery...He has hosted an annual Steve Cishek Winter Wiffle Ball Classic in his hometown of Falmouth, Mass., with proceeds from the event benefitting youth initiatives

CAREER TRANSACTIONS

- 2007 Selected by MIA in the fifth round of the First-Year Player Draft.
- 2015 Acquired by STL in exchange for RHP Kyle Barraclough on July 24.
- 2015 Signed with SEA as a free agent, Dec. 14.
- 2017 Acquired by TB in exchange for RHP Erasmo Ramirez on July 28.
- 2017 Signed with CHC as a free agent, Dec. 16.
- 2020 Signed with CWS as a free agent, Jan. 14.
- 2021 Signed with HOU as a minor league free agent, Feb. 9 .
- 2021 Signed with LAA as a free agent, March 29.
- 2022 Signed with Washington as a free agent, March 14.

SIGNED BY

Brian Bridges (Marlins)

CISHEK

SAM CLAY 49

LHP

BORN / 2022 OPENING DAY AGE 6/21/93 Knoxville, Tenn. / 28
BATS / THROWS Left / Left

MLB SERVICE 0.169
HEIGHT / WEIGHT 6'3" / 228

ACQUIRED
 Signed as a free agent, Nov., 18, 2020.

SCHOOL
 Georgia Institute of Technology



CLAY CAREER RECORD / UPDATED STATS **BASEBALL REFERENCE**

YEAR	CLUB	W	L	ERA	G	GS	CG	SHO	SV	IP	H	R	ER	HR	HB	BB	SO	SO/9	WP	BK	BAA
2014	Elizabethton	2	1	5.59	19	0	0	0	0	29.0	35	20	18	0	4	17	44	13.7	10	1	.285
2015	Cedar Rapids	0	3	4.32	12	3	0	0	0	33.1	36	19	16	2	2	26	29	7.8	6	0	.293
	Elizabethton	1	3	3.00	10	7	0	0	0	39.0	36	17	13	1	3	12	44	10.2	3	0	.245
2016	Cedar Rapids	5	4	3.39	14	14	0	0	0	74.1	65	32	28	0	5	38	83	10.0	7	1	.240
	Fort Myers	1	3	6.80	10	10	1	0	0	41.0	51	34	31	2	3	29	32	7.0	6	0	.315
2017	Fort Myers	8	0	1.38	40	0	0	0	9	65.0	42	11	10	0	8	32	63	8.7	2	0	.190
	Chattanooga	1	0	15.43	3	0	0	0	0	2.1	2	4	4	0	0	13	4	15.7	2	0	.250
2018	Chattanooga	2	6	5.88	34	1	0	0	1	52.0	54	43	34	1	3	36	61	10.6	8	0	.266
2019	Pensacola	3	3	2.70	31	1	0	0	8	46.2	44	18	14	0	4	18	46	8.9	3	0	.259
	Rochester	1	1	4.37	14	0	0	0	2	22.2	26	12	11	0	2	10	26	10.3	2	0	.283
2020	St. Paul									Alternate Training Site											
2021	Washington	0	5	5.60	58	0	0	0	0	45.0	55	32	28	4	5	22	34	6.8	3	0	.296
	Rochester	0	0	1.42	6	0	0	0	1	6.10	2	1	1	0	1	2	7	9.9	0	1	.100
MINORS TOTALS		24	24	3.94	193	36	1	0	21	411.2	393	211	180	6	35	233	439	9.6	49	3	.254
MLB TOTALS		0	5	5.60	58	0	0	0	0	45.0	55	32	28	4	5	22	34	6.8	3	0	.296

CAREER

Signed with the Nationals in Nov. 2020 after seven seasons in Minnesota's system... Did not allow a home run in 2019 and has surrendered just five home runs in 240.0 innings pitched (186 games) since the start of the 2017 season.

AWARDS AND HONORS

- 2017 Florida State League All-Star (mid-season)
- 2016 Midwest League All-Star (mid-season)

2021

Ranked seventh among Major League relievers in groundball rate (60.1%)...Ranked among Nationals relievers in games (2nd, 58) and holds (2nd, 11)...Made his Major League debut, April 7 vs. Atlanta (1.0 IP, H, 2 SO)...Struck out Freddie Freeman for his first Major League strikeout... **2021 Pitch Mix:** Sinker (65.8%) Slider (24.4%) Changeup (9.8%)

2020

Was a member of Minnesota's 60-Player Pool, but did not appear in a Major League game.

2019

Led all of Minor League Baseball in groundball rate (71.3%)...Went 4-4 with 10 saves and a 3.25 ERA in 45 games between Double-A Pensacola and Triple-A Rochester, striking out 72 batters in 69.1 innings pitched...Ranked tied for third among Twins Minor Leaguers with 10 saves.

2018

Spent the entire season with Double-A Chattanooga...28 of his 34 appearances lasted more than 1.0 inning.

2017

Began the season with Single-A Fort Myers...Finished the season with the lowest opponent average (.190) among Florida State League relievers.

2016

Began the season with Single-A Cedar Rapids...Named a Midwest League Midseason All-Star.

2015

Went 1-6 with a 3.61 ERA in 22 games (10 starts) between Rookie-level Elizabethton and Single-A Cedar Rapids.

2014

Began his professional career with Rookie-level Elizabethton...Went 2-1 with a 5.59 ERA in 19 games.

PERSONAL

Samuel Thomas Hunter Clay...Graduated from Buford (Ga.) High School in Buford, Georgia...Attended Georgia Tech.

CLAY

CAREER TRANSACTIONS

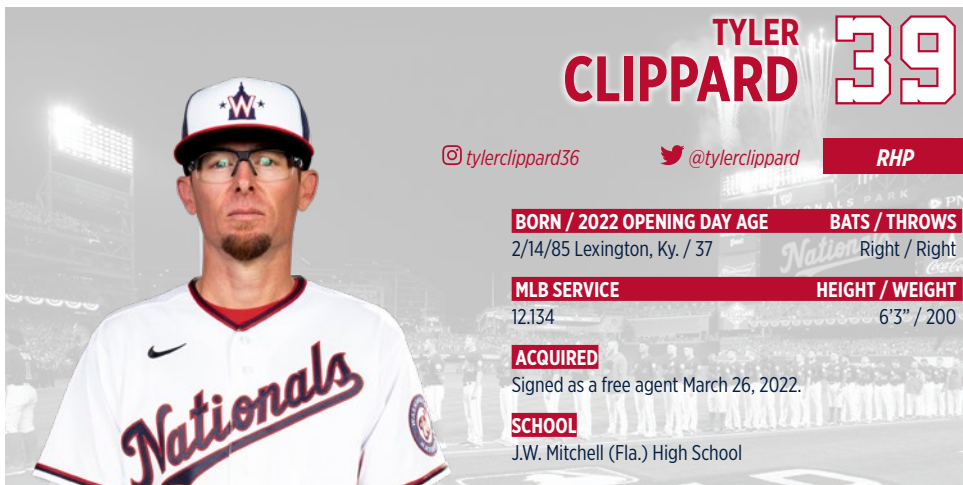
- 2014 Selected by MIN in the fourth round of the First-Year Player Draft.
- 2020 Signed with Washington as a free agent, Nov. 18.

SIGNED BY

Jack Powell (Twins)

2019 POSTSEASON NATIONALS PARK NATIONALS IN THE COMMUNITY FRONT OFFICE NATIONALS & OWNERSHIP EXECUTIVES MANAGER & COACHING STAFF PLAYERS 2021 IN REVIEW HISTORY & RECORDS SCOUTING, RESEARCH & PLAYER DEV. MEDIA





TYLER CLIPPARD 39

@tylerclippard36

@tylerclippard

RHP

BORN / 2022 OPENING DAY AGE **BATS / THROWS**
 2/14/85 Lexington, Ky. / 37 Right / Right

MLB SERVICE **HEIGHT / WEIGHT**
 12.134 6'3" / 200

ACQUIRED
 Signed as a free agent March 26, 2022.

SCHOOL
 J.W. Mitchell (Fla.) High School

CLIPPARD CAREER RECORD / UPDATED STATS

YEAR	CLUB	W	L	ERA	G	GS	CG	SHO	SV	IP	H	R	ER	HR	HB	BB	SO	SO/9	WP	BK	BAA
2003	GCL Yankees	3	3	2.89	11	5	0	0	0	43.2	33	16	14	3	5	5	56	11.5	4	0	.212
2004	Battle Creek	10	10	3.44	26	25	1	0	0	149.0	153	71	57	12	15	32	145	8.8	4	0	.264
2005	Charleston	0	1	7.50	1	1	0	0	0	6.0	9	5	5	1	2	0	10	15.0	1	0	.333
	Columbus	0	0	0.00	1	0	0	0	0	1.0	0	0	0	0	0	0	2	18.0	0	0	.000
	Tampa	10	9	3.18	26	25	0	0	0	147.1	118	56	52	12	9	34	169	10.3	5	1	.219
2006	Trenton	12	10	3.35	28	28	1	1	0	166.1	118	72	62	14	17	55	175	9.5	3	0	.200
2007	New York (AL)	3	1	6.33	6	6	0	0	0	27.0	29	19	19	6	0	17	18	6.0	2	1	.271
	Scranton/WB	4	4	4.15	14	14	0	0	0	69.2	82	40	32	7	3	35	55	7.1	3	0	.299
	Trenton	2	1	5.40	6	6	0	0	0	26.2	22	18	16	5	2	12	28	9.5	2	0	.227
2008	Washington	1	1	4.35	2	2	0	0	0	10.2	12	5	5	2	0	7	8	7.0	1	0	.293
	Columbus	6	13	4.66	27	27	0	0	0	143.0	129	80	74	15	3	66	125	7.9	2	0	.242
2009	Washington	4	2	2.69	41	0	0	0	0	60.2	36	20	18	9	1	32	67	10.0	1	1	.172
	Syracuse	4	1	0.92	24	0	0	0	1	39.0	20	8	4	2	0	15	42	9.7	0	0	.150
2010	Washington	11	8	3.07	78	0	0	0	1	91.0	69	33	31	8	2	41	112	11.1	1	1	.212
2011	Washington	3	0	1.83	72	0	0	0	0	88.2	48	18	18	11	0	26	104	10.6	1	0	.162
2012	Washington	2	6	3.72	74	0	0	0	32	72.2	55	32	30	7	2	29	84	10.4	5	0	.204
2013	Washington	6	3	2.41	72	0	0	0	0	71.0	37	19	19	9	4	24	73	9.3	2	0	.152
2014	Washington	7	4	2.18	75	0	0	0	1	70.2	47	22	17	5	1	23	82	10.5	0	0	.188
2015	New York (NL)	4	1	3.06	32	0	0	0	2	32.2	24	13	11	5	2	10	26	7.2	5	0	.200
	Oakland	1	3	2.79	37	0	0	0	17	38.2	25	12	12	3	2	21	38	8.8	1	0	.175
2016	Arizona	2	3	4.30	40	0	0	0	1	37.2	34	18	18	7	0	15	46	11.0	1	3	.245
	New York (AL)	2	3	2.49	29	0	0	0	2	25.2	20	9	7	3	1	11	26	9.2	4	0	.211
2017	Houston	0	2	6.43	16	0	0	0	2	14.0	11	10	10	3	1	7	18	11.6	3	0	.208
	Chicago (AL)	1	1	1.80	11	0	0	0	2	10.0	8	2	2	0	0	5	12	10.8	3	0	.211
	New York (AL)	1	5	4.95	40	0	0	0	1	36.2	28	21	20	7	1	19	42	10.4	5	0	.209
2018	Toronto	4	3	3.67	73	1	0	0	7	68.2	57	29	28	13	2	23	85	11.1	7	0	.223
2019	Cleveland	1	0	2.90	53	3	0	0	0	62.0	38	20	20	8	7	15	64	9.3	3	0	.176
	Columbus	0	0	3.00	3	0	0	0	0	3.0	2	1	1	0	0	0	4	12.0	0	0	.182
2020	Minnesota	2	1	2.77	26	2	0	0	0	26.0	19	9	8	2	0	4	26	9.0	2	0	.202
2021	Arizona	1	1	3.20	26	0	0	0	6	25.2	22	12	9	3	3	11	21	7.5	1	0	.232
	ACL D-backs*	0	0	11.57	2	2	0	0	0	2.2	4	3	3	1	0	0	3	11.6	0	0	.400
	Reno Aces*	0	0	0.00	2	0	0	0	0	2.0	1	2	0	1	0	0	5	22.5	0	0	.125
MINORS TOTALS		51	52	3.61	171	133	2	1	1	800.2	691	372	320	73	56	254	819	9.2	24	1	.233
MLB TOTALS		56	48	3.13	803	14	0	0	74	868.1	619	323	302	111	29	340	952	9.9	48	6	.198

* - Rehab Assignment
2012 POSTSEASON

RD.	CLUB, OPP.	W	L	ERA	G	GS	CG	SHO	SV	IP	H	R	ER	HR	HB	BB	SO	SO/9	WP	BK	BAA
NLDS	WSH vs. STL	0	0	3.00	3	0	0	0	0	3.0	1	1	1	1	0	1	5	15.0	0	0	.100
TOTALS		0	0	3.00	3	0	0	0	0	3.0	1	1	1	1	0	1	5	15.0	0	0	.100

2014 POSTSEASON

RD.	CLUB, OPP.	W	L	ERA	G	GS	CG	SHO	SV	IP	H	R	ER	HR	HB	BB	SO	SO/9	WP	BK	BAA
NLDS	WSH vs. SFG	0	0	0.00	3	0	0	0	0	3.0	1	0	0	0	0	1	2	6.0	0	0	.100
TOTALS		0	0	0.00	3	0	0	0	0	3.0	1	0	0	0	0	1	2	6.0	0	0	.100

2015 POSTSEASON

RD.	CLUB, OPP.	W	L	ERA	G	GS	CG	SHO	SV	IP	H	R	ER	HR	HB	BB	SO	SO/9	WP	BK	BAA
NLDS	NYM vs. LAD	0	0	5.40	2	0	0	0	0	1.2	2	1	1	0	0	0	0	0	0	0	.286
NLCS	NYM vs. CHC	0	0	6.00	3	0	0	0	0	3.0	4	2	2	1	0	0	2	6.0	0	0	.308
WS	NYM vs. KCR	0	1	9.00	3	0	0	0	0	2.0	1	2	2	0	0	3	2	9.0	0	0	.143
TOTALS		0	1	6.75	8	0	0	0	0	6.2	7	5	5	1	0	3	4	5.4	0	0	.259

CAREER

Right-handed reliever returns to the Nationals with an invite to Spring Training...Has appeared for 10 different franchises in his Major League career becoming the 25th player in Major League history to play for 10 franchises when he joined the Twins in 2020...Last pitched for the Nationals on Sept. 27, 2014...Among relievers, he remains the Nationals franchise (2005-Pres.) leader in strikeouts (522), innings pitched (453.2 IP), games (412) and wins (33)...His 112 strikeouts in 2010 as a reliever are the most in a single season in Nationals franchise (2005-Pres.) history...His 104 strikeout season in 2011 ranks second...Entering 2022 his 820.2 IP ranks first among active relief pitchers...His 789 Major League appearances rank third among active relievers and his 917 strikeouts rank fourth.

2021

Began the season on Arizona's Injured List...Made season debut on July 21...Did not allow an earned run in his final five appearances from Sept. 24 through the end of the season...Had six saves on the season...Save on July 28 was his first since July 22, 2018.

2020

Was 2-1 with 8 holds, a 2.77 ERA (8 ER/26.0 IP), .202 opponent average, 0.88 WHIP and 26 strikeouts in 26 games (two starts) in his lone season with the Twins...Tied for sixth in the AL with eight holds...Right-handers batted .191 with 5 extra-base hits and lefties .213 with 1 extra-base hit...In 2020, became the 25th pitcher in Major League history to appear in a Major League game with 10+ different franchises.

2019

Had contract selected by Cleveland on April 25...Earned his first win with Cleveland Sept. 6 at Minnesota...Was used as the opening pitcher three times: June 5 vs. Minnesota (1.1 IP, 3 ER), Aug. 7 vs. Texas (2.0 IP, 0 ER), and Sept. 14 vs. Minnesota (2.0 IP, 2 ER)...First batters faced were 5-for-48 (.104) in relief only, fourth lowest in AL...Held left-handed batters to a .123 batting average and right-handed batters to a .227 average...Overall batters hit just .173 off him, the second best in the AL and fifth best in baseball...Also finished 10th in relief ERA (2.38).

2018

Spent season with Toronto, finished tied for fourth in the American League in games pitched (73)...Posted a 1.46 ERA (2 ER/12.1 IP) in 13 April outings and recorded a 3.15 first-half ERA (16 ER/45.2 IP) and finished the year with a 2.16 ERA (2 ER/8.1 IP) in Sept...Batters hit just .152 (16-for-105) with runners on and .164 (10-for-61) with RISP...His 11.1 strikeouts per 9.0 IP in 2018 was the highest total of his career, just ahead of 2010's 11.07.

2017

Made 67 total appearances for three different clubs: New York (AL) (40 games), Chicago (AL) (11 games) and Houston (16 games)...Had saves for the Yankees (1), White Sox (2) and Astros (2), becoming the third Major Leaguer to save games for three teams in the same season, joining LHP Juan Pizarro in 1969 and RHP Ted Abernathy in 1970...Also set a record with saves for six teams in three seasons and seven teams in a four-season span... Pitched for the WBC Champion Team USA, going 1-0 with a 2.08 ERA (1 ER/4.1 IP) in three relief outings...Did not appear in any postseason games for the Astros.

2016

Combined with Arizona and New York (AL) to go 4-6 with three saves and a 3.57 ERA (25 ER/63.0 IP) in 69 relief appearances...Allowed just 1 ER over his first 19.0 IP (21 games) with the Yankees...Acquired from Arizona in exchange for Minor League RHP Vicente Campos on July 31...Was added to the Yankees active roster on Aug. 1...Made his Yankees season debut in Aug. 1 win at the Mets, tossing a scoreless seventh (1.0 IP, 1 H, 2 K).

2015

Began the season with the Athletics, going 1-3 with 17 saves and a 2.79 ERA (12 ER/38.2 IP) in 37 relief appearances...Acquired by the Mets from Oakland in exchange for RHP Casey Meisner July 27...In 32 relief outings with the Mets, went 4-1 with two saves and a 3.06 ERA (11 ER/32.1 IP)... Posted a 0.46 ERA (1 ER/19.2 IP) in his first 20 games with the Mets from July 28-Sept. 4...Made eight Postseason relief appearances for the NL champions, going 0-1 with a 6.75 ERA (5 ER/6.2 IP)

2014

Went 7-4 with one save and a 2.18 ERA (17 ER/70.1 IP, 17 ER) in 75 relief appearances with Washington...Named to his second career NL All-Star Team (0.2 IP)...Made three Postseason relief appearances, tossing 3.0 scoreless innings in the NLDS vs. San Francisco (1 H, 1 BB, 2 K).

2013

Went 6-3 with a 2.41 ERA (19 ER/71.0 IP, 19 ER) in 72 relief appearances with the Nationals...Among NL relievers, ranked second in opponents' batting average (.152), third in opponents' on-base percentage (.238), tied for sixth in wins and ranked seventh in opponents' OPS (.517).

2012

Made 74 relief appearances for Washington, going 2-6 with a career-high 32 saves and a 3.72 ERA (30 ER/72.2 IP)...Ranked 10th among NL relievers in innings pitched and strikeouts (84)...Converted 32-of-37 (86.5%) save chances...Made his Postseason debut, allowing 1 ER in 3.0 IP over three NLDS relief appearances vs. St. Louis.

AWARDS AND HONORS

- 2014 National League All-Star at MIN
- 2012 DHL Delivery Man of the Month (June)
- 2011 National League All-Star at ARI
- 2008 Washington's No. 12 prospect, per *Baseball America*
- 2007 New York (AL) No. 7 prospect, per *Baseball America*
- 2006 New York (AL) No. 10 prospect, per *Baseball America*
- 2006 Eastern League No. 10 prospect, per *Baseball America*
- 2006 MiLB.com Double-A Best Single Game Performer
- 2006 Eastern League Pitcher of the Week (June 25)
- 2006 Eastern League Pitcher of the Week (July 9)
- 2006 Eastern League Pitcher of the Week (Aug. 20)
- 2005 New York (AL) No. 17 prospect, per *Baseball America*
- 2005 Florida State League Pitcher of the Week (July 17)
- 2005 Florida State League All-Star (midseason)
- 2004 New York (AL) No. 28 prospect, per *Baseball America*

2011

Went 3-0 with a career-best 1.83 ERA (18ER/88.1 IP) in 72 relief appearances with Washington...His 104 strikeouts ranked second among Major League relievers, trailing only Atlanta's Craig Kimbrel (127)...Led NL relievers in innings pitched (91.0), ranked third in ERA and opponents' OBP (.228) and fifth in opponents' batting average (.162)...Became the first reliever in Expos/Nationals franchise history with multiple 100K seasons... Made his first career NL All-Star Team and earned the win in the 5-1 NL victory in Arizona on July 12 (0.1 IP, 1 H)

2010

Established career-highs in wins (11), games pitched (78) and strikeouts (112)...Ranked second among Major League relievers with 112 strikeouts, trailing only the Cubs' Carlos Mármol (138)...among NL relievers, was first in wins, second in innings pitched and eighth in appearances...His 112 strikeouts remain the highest strikeout total by a reliever in Nationals (2005-Pres.) franchise history...Earned first career major league save June 10 vs. Pittsburgh (1.0 IP, 1 H, 2 K).

2009

Converted from a starter to a reliever...Ranked third in the NL and fifth among Major League pitchers with a .172 opponents average...His 2.69 ERA (18 ER/60.1 IP) ranked 10th among NL relievers (min. 60.0 IP)...Made his first career Major League relief appearance June 25 vs. Boston, allowing 2 ER in 2.0 IP.

2008

Spent the majority of the season with Triple-A Columbus, going 6-13 with a 4.66 ERA (74 ER/143.0 IP) and 125 strikeouts in 27 starts.

2007

Saw his first Major League action with the Yankees...Signed to a Major League contract and selected to the Yankees 25-man roster on May 20 and made Major League debut that night against at New York (NL), allowing 1 ER in 6.0 IP (3 H, 1 HR, 3 BB, 6 K) to earn the win.

2006

Spent entire season with Double-A Trenton...Led all Yankees Minor Leaguers in strikeouts (175)...Led Eastern League in strikeouts and games started (28)...Threw the first 9.0-inning no-hitter in Thunder history on Aug. 17 at Harrisburg.

2005

Spent most of the season with Single-A Tampa, going 10-9 with a 3.18 ERA (52 ER/147.1 IP) in 26 games (25 starts)...Named a Florida State League Mid-Season All-Star...Following the season, was rated by *Baseball America* as the 10th-best prospect in the Yankees organization...Was also rated as having the "Best Changeup" among Yankees Minor Leaguers.

2004

Spent the entire season with Single-A Battle Creek, going 10-10 with a 3.44 ERA (57 ER/149.0 IP) and 145 strikeouts in 26 games (25 starts)...Following the season, was rated by *Baseball America* as having the "Best Control" in the Yankees farm system for the second straight season.

2003

Made his professional debut, going 3-3 with a 2.89 ERA (43.2 IP, 14 ER) and 56 K in 11 games (five starts) with the GCL Yankees.

PERSONAL

Tyler Lee Clippard... Did not make the varsity team as a freshman and sophomore at Palm Harbor (Fla.) High School before transferring to J.W. Mitchell High School in New Port Richey, Fla...Was the starting shortstop and cleanup hitter Committed to the University of South Florida before signing with the Yankees in 2003...Enjoys playing golf during his free time...Entered the 2021 season with a +1 handicap...Has made three hole-in-ones: 2010 at Viera East Golf Club (hole #4), 2015 at TPC Stonebrae Country Club (#11) and on his 36th birthday (Feb. 14, 2021) at the Avila Golf and Country Club (#5).

CLIPPARD	CAREER TRANSACTIONS	SIGNED BY
	2003..... Selected by NYY in ninth round of 2003 First-Year Player Draft	Scott Pleis (Yankees)
	2007..... Acquired by Washington from NYY in exchange for RHP Jonathan Albaladejo, Dec. 4.	
	2015..... Acquired by OAK from Washington in exchange for SS Yunel Escobar, Jan. 14.	
	2015..... Acquired by NYM from OAK in exchange for RHP Casey Meisner, July 27.	
	2016..... Signed with ARI as a free agent, Feb. 8.	
	2016..... Acquired by NYY from ARI in exchange for RHP Vicente Campos, July 31.	
	2017..... Acquired by CHW with OF Blake Rutherford, LHP Ian Clarkin and OF Tito Polo from NYY in exchange for 3B Todd Frazier, RHP David Robertson and RHP Tommy Kahnle, July 18.	
	2017..... Acquired by HOU from CHW in exchange for a player to be named later, Aug. 13	
	2018..... Signed with TOR as a free agent, March 8.	
	2019..... Signed with CLE as a free agent, Feb. 24.	
	2019..... Signed with MIN as a free agent, Dec. 20	
	2021..... Signed with ARI as a free agent, Feb. 26	
	2022..... Signed with Washington as a Minor League free agent, March 26.	

JACKSON CLUFF 72



@jcluff_2

@J_Cluff2

SS

BORN / 2022 OPENING DAY AGE 12/3/96 Littleton, Colo. / 25
BATS / THROWS Left / Right

MLB SERVICE 0.000
HEIGHT / WEIGHT 6'1" / 181

ACQUIRED
 Selected in the sixth round of the 2019 First-Year Player Draft.

SCHOOL
 Brigham Young (Utah) University

CLUFF CAREER RECORD / UPDATED STATS

YEAR	CLUB	AVG	G	AB	R	H	TB	2B	3B	HR	RBI	SH	SF	HP	BB	SO	SB	CS	OBP	SLG	OPS	E
2019	Hagerstown	.229	62	240	33	55	88	8	5	5	19	2	4	8	26	63	11	5	.320	.367	.687	7
2020	Fredericksburg																					
Alternate Training Site																						
2021	Harrisburg	.190	35	126	14	24	35	5	0	2	9	0	2	7	9	39	3	2	.278	.278	.556	6
	FCL Nationals	.333	5	15	2	5	5	0	0	0	1	0	0	1	1	5	3	0	.412	.333	.745	0
	Fredericksburg	.278	5	18	2	5	6	1	0	0	0	0	0	2	2	3	1	0	.409	.333	.742	2
MINORS TOTALS		.223	107	399	51	89	134	14	5	7	29	2	6	18	38	110	18	7	.315	.336	.650	8

CAREER

Left-handed hitting shortstop is the "Best Defensive Infielder" and has the "Best Infield Arm" in Washington's system, per *Baseball America* for the second consecutive season...Impressed in the 2021 Arizona Fall League season...Will take part in his second Major League Spring Training in 2022.

2021

Was limited to 45 games with a thumb injury...Hit .214 with six doubles, two homers, 10 RBI, 12 walks, seven stolen bases and 18 runs scored between Double-A Harrisburg, Low-A Fredericksburg and the Florida Complex League Nationals...Hit .342 (27-for-79) with six doubles, one homer, 14 RBI, 14 walks, eight stolen bases and 18 runs scored in 22 games for Surprise of the Arizona Fall League...Was named the league's Defensive Player of the Year following the season.

2020

Was a member of the 60-Player Pool...Spent the entire season at the Alternate Training Site (Fredericksburg)...Participated in Instructional League following the season.

2019

Appeared in 62 games for Single-A Hagerstown...Ranked among Hagerstown batters in triples (1st, 5), home runs (T4th, 5), extra-base hits (T6th, 18), stolen bases (6th, 11), total bases (7th, 88), runs scored (7th, 33), walks (T8th, 26) and hits (9th, 55).

PERSONAL

Jackson Paul Cluff...Graduated from Rocky Mountain High School in Meridian, Idaho...Attended Brigham Young University...Was the No. 1 high school player in the state of Idaho in 2015, according to Perfect Game...Following his freshman year at BYU in 2016, completed a two-year mormon mission (2017-18) before returning to school in 2019...Hit .327 (65-for-199) with 20 doubles, three triples, four homers, 56 RBI, 12 stolen bases and 57 runs scored in 53 games during his sophomore season (2019) at BYU...Named to the West Coast Conference First-team and twice earned *Collegiate Baseball's* National Player of the Week honors during the 2019 season.

AWARDS AND HONORS

- 2022..... Washington's No. 15 prospect, per *Baseball America*
- 2021..... Arizona Fall League Defensive Player of the Year
- 2021..... Arizona Fall League "Fall Star"
- 2021..... Washington's No. 11 prospect, per *Baseball America*
- 2020..... Washington's No. 16 prospect, per *Baseball America*

CLIFF	CAREER TRANSACTIONS
	2019..... Selected by Washington in the sixth round of the First-Year Player Draft.

SIGNED BY
Mitch Sokol (Nationals)



PATRICK CORBIN 46



@patrickcorbin46

@PatrickCorbin46

LHP

BORN / 2022 OPENING DAY AGE

7/19/89 Clay, N.Y. / 32

BATS / THROWS

Left / Left

MLB SERVICE

9.105

HEIGHT / WEIGHT

6'4" / 222

ACQUIRED

Signed as a free agent, Dec. 7, 2018.

SCHOOL

Chipola (Fla.) Junior College

CORBIN CAREER RECORD / UPDATED STATS

YEAR	CLUB	W	L	ERA	G	GS	CG	SHO	SV	IP	H	R	ER	HR	HB	BB	SO	SO/9	WP	BK	BAA	
2009	Orem	4	2	5.05	13	12	0	0	0	46.1	59	34	26	6	0	11	46	8.9	6	1	.291	
2010	Cedar Rapids	8	0	3.86	9	9	0	0	0	58.1	52	28	25	2	3	10	42	6.5	4	1	.245	
	Rancho Cucamonga	5	3	3.88	11	11	0	0	0	60.1	57	29	26	7	1	18	64	9.5	6	0	.247	
	Visalia	0	1	1.38	8	8	0	0	0	26.0	17	4	4	1	0	9	30	10.4	0	0	.189	
2011	Mobile	9	8	4.21	26	26	1	1	0	160.1	172	78	75	15	12	40	142	8.0	16	1	.275	
2012	Mobile	2	0	1.67	4	4	0	0	0	27.0	22	5	5	0	1	8	25	8.3	2	0	.234	
	Arizona	6	8	4.54	22	17	0	0	1	107.0	117	56	54	14	4	25	86	7.2	1	0	.280	
	Reno	3	2	3.44	9	9	0	0	0	52.1	57	24	20	4	1	15	55	9.5	1	0	.274	
2013	Arizona	14	8	3.41	32	32	3	0	0	208.1	189	81	79	19	9	54	178	7.7	13	0	.240	
2014	DID NOT PITCH / Injured																					
2015	Visalia*	0	1	54.00	1	1	0	0	0	0.2	4	4	4	0	0	2	0	0.0	0	0	.667	
	Mobile*	1	0	2.76	3	3	0	0	0	16.1	13	6	5	1	1	5	11	6.1	1	0	.220	
	Arizona	6	5	3.60	16	16	0	0	0	85.0	91	34	34	9	2	17	78	8.3	4	0	.272	
2016	Arizona	5	13	5.15	36	24	0	0	1	155.2	177	109	89	24	5	66	131	7.6	9	0	.286	
2017	Arizona	14	13	4.03	33	32	0	0	0	189.2	208	97	85	26	3	61	178	7.5	10	0	.276	
2018	Arizona	11	7	3.15	33	33	1	1	0	200.0	162	70	70	15	5	48	246	11.1	8	0	.218	
2019	Washington	14	7	3.25	33	33	1	1	0	202.0	169	81	73	24	3	70	238	10.6	4	0	.227	
2020	Washington	2	7	4.66	11	11	0	0	0	65.2	85	35	34	10	0	18	60	8.2	1	1	.308	
2021	Washington	9	16	5.82	31	31	0	0	0	171.2	192	114	111	37	3	60	143	7.5	0	0	.286	
MINORS TOTALS		32	17	3.82	84	83	1	1	0	447.2	453	212	190	36	19	118	415	8.3	36	3	.262	
MLB TOTALS		81	84	4.09	247	229	5	2	2	1385.0	1390	677	629	178	34	419	1338	8.7	50	1	.260	

CAREER BATTING RECORD

YEAR	CLUB	AVG	G	AB	R	H	TB	2B	3B	HR	RBI	SH	SF	HP	BB	SO	SB	CS	OBP	SLG	OPS	E
2021	Washington	.132	28	53	1	7	7	0	0	0	0	7	0	0	3	24	0	0	.179	.132	.311	0
MLB TOTALS		.151	226	410	30	62	77	9	3	0	23	38	0	1	21	169	0	1	.194	.188	.382	4

2019 POSTSEASON

RD.	CLUB	OPP.	W	L	ERA	G	GS	CG	SHO	SV	IP	H	R	ER	HR	HB	BB	SO	SO/9	WP	BK	BAA
NLWC	WSH	vs. MIL	0	0	0.00	0	0	0	0	0	0.0	0	0	0	0	0	0	0	0.0	0	0	.000
NLDS	WSH	vs. LAD	0	2	7.88	3	1	0	0	0	8.0	7	8	7	0	1	7	14	15.8	0	0	.219
NLCS	WSH	vs. STL	1	0	6.75	2	1	0	0	0	5.1	4	4	4	1	0	3	12	20.3	0	0	.200
WS	WSH	vs. HOU	1	1	3.60	3	1	0	0	0	10.0	10	4	4	1	0	2	10	9.0	0	0	.263
TOTALS			2	3	5.79	8	3	0	0	0	23.1	21	16	15	2	1	12	36	13.9	0	0	.233

ALL-STAR GAME RECORD

YEAR	CLUB	SITE	W	L	ERA	G	GS	CG	SHO	GF	SV	IP	H	R	ER	HR	HB	BB	SO	WP	BK	BAA		
2013	NL	at NYM	0	1	9.00	1	0	0	0	0	0	1.0	2	1	1	0	0	0	0	0	0	.500		
2018	NL	at WSH	DID NOT PITCH																					
TOTALS			0	1	9.00	1	0	0	0	0	0	1.0	2	1	1	0	0	0	0	0	0	.500		

STRIKEOUTS - MLB SINCE 2018

Rk.	Player	Strikeouts
1.	Gerrit Cole	939
2.	Max Scherzer	871
3.	Jacob deGrom	774
4.	Aaron Nola	772
5.	Robbie Ray	716
6.	Charlie Morton	699
7.	Patrick Corbin	687

STRIKEOUTS BY MLB LHP - SINCE 2018

Rk.	Player	Strikeouts
1.	Robbie Ray	716
2.	Patrick Corbin	687
3.	Blake Snell	601
4.	Clayton Kershaw	550
5.	Eduardo Rodriguez	544

2019 POSTSEASON NATIONALS PARK NATIONALS IN THE COMMUNITY FRONT OFFICE NATIONALS & OWNERSHIP EXECUTIVES MANAGER & COACHING STAFF PLAYERS 2021 IN REVIEW HISTORY & RECORDS SCOUTING, RESEARCH & PLAYER DEV. MEDIA

CAREER

Left-handed pitcher signed a six-year contract with the Nationals on Dec. 7, 2018... In his first season with the Nationals in 2019, he matched a career-high with 14 wins and his 3.25 ERA was the second-best of his career...Is a two-time National League All-Star (2018, 2013)...In six seasons with the Arizona Diamondbacks, he went 56-54 with a 3.91 ERA in 172 games (154 starts)...He left Arizona ranked third in Diamondbacks history in starts, strikeouts (897) and innings pitched (945.2)...His 56 wins ranked fourth in the club's history.

2021

Led Nationals starters with 31 starts and 171.2 innings pitched...In 12 starts from April 20-June 20, went 5-3 with a 3.97 ERA and 56 SO in 70.1 innings pitched...Posted a 2.79 ERA (6 ER/19.1 IP) in three starts from June 9-June 20...This strong run came after allowing 15 earned runs in 6.1 innings pitched across his first two starts of season...Bounced back in his third start, tossing 6.0 shutout innings on April 20 vs. St. Louis...Tossed a season-high 8.1 innings pitched on June 15 vs. Pittsburgh (8 H, ER, BB, 7 SO)...Finished the 2021 season strong, going 2-2 with a 3.82 ERA with 29 strikeouts in 30.2 innings pitched across his last five starts of the season...Allowed two earned runs in 12.2 innings pitched (1.42 ERA) in his final two starts...Tossed 6.2 shutout innings on Sept. 23 at Cincinnati (4 H, 4 BB, 7 SO)...**2021 Pitch Mix:** Slider (38.2%) Sinker (28.5%) 4-Seam (27.9%) Changeup (4.2%) Curve (0.9%) Cutter (0.3%)

2020

Opened his second season in Washington with 6.1 innings of two-hit, one-run ball on July 26 vs. New York (AL)...He retired the first 11 batters...Struck out a season-high nine batters on Aug. 21 vs. Miami...Generated 91 swings and misses with the slider, the most of any left-handed pitcher...39 of his 60 strikeouts came via slider, most among left-handed pitchers...**2020 Pitch Mix:** Slider (40.3%), Sinker (29.8%), Four Seamer (22.3%), Changeup (5.6%), Curve (2.1%).

2019

Ranked in the National League in strikeouts (4th, 238), innings (5th, 202.0), fWAR (6th, 4.8), ERA (8th, 3.25) and strikeouts per 9.0 IP (8th, 10.60)...His 238 strikeouts ranked first among National League left-handed pitchers...In 16 starts at home, he went 8-2 with a 2.40 ERA and 125 strikeouts...He gave up two earned runs or less in 13 of the 16 starts...His 2.40 home ERA ranked sixth in Major League Baseball, fifth in the National League and third in a season in Nationals history (2005-pres.)...Held opposing left-handed hitters to a .248 slugging percentage (2 2B, 2 HR) and .190 batting average (26-for-137), the best marks among Major League left-handed starting pitchers...Went 7-2 with a 3.15 ERA in 15 starts post All-Star break...According to Statcast, he threw his slider 37.1% of the time in 2019, an average of 37 per start (most: 51 on 5/4 at PHI and 7/19 at ATL)...161 of his 238 strikeouts were via the slider, the most in MLB in 2019 (Justin Verlander, 2nd/127)...Generated 342 swings and misses with the slider, the most of any pitcher (Matthew Boyd, 2nd/231)...Made his career Postseason debut, starting in Game 1 of the NLDS...Went on to make two more starts (Game 4 NLCS, Game 4 WS) and five relief appearances...In Game 4 of the NLCS against St. Louis he struck out 12 batters in 5.0 innings pitched and allowed four earned runs on four hits with three walks...He matched Stephen Strasburg for the most strikeouts in a Postseason game in franchise history and became the first pitcher in MLB Postseason history to log 12 strikeouts while not pitching more than 5.0 innings...He also became first pitcher in Postseason history to start a potential series-clinching game with four straight strikeouts...Tossed 1.1 scoreless innings in Game 5 of the NLDS and tossed 0.1 scoreless inning in Game 2 of the NLCS...Earned the win after tossing 3.0 innings of scoreless ball in Game 7 of the World Series.

AWARDS AND HONORS

- 2019 World Series Champion (WSH)
- 2019 National League Warren Spahn Award
- 2018 Arizona's Most Valuable Pitcher (ARI BBWAA)
- 2018 National League All-Star at WSH
- 2018 National League Player of the Week (April 22)
- 2013 Arizona's Most Valuable Pitcher (ARI BBWAA)
- 2013 Rawlings Gold Glove Award Finals (NL P)
- 2013 National League All-Star at NYM
- 2013 National League Pitcher of the Month (May)
- 2012 Arizona's No. 9 prospect, per *Baseball America*
- 2011 Southern League All-Star (mid-season)
- 2011 Southern League Pitcher of the Week (July 11)
- 2011 Southern League Pitcher of the Week (June 13)
- 2011 Southern League Pitcher of the Week (June 6)
- 2011 Arizona's No. 9 prospect, per *Baseball America*
- 2010 MiLB.com Organization All-Star
- 2010 Los Angeles' No. 9 prospect, per *Baseball America*



2018

Went 11-7 with a 3.15 ERA and 246 strikeouts in 33 starts in his final season in Arizona...He set career marks in nearly every category, including ERA, strikeouts, games started, innings pitched (200.0), WHIP (1.05), hits allowed per 9.0 innings (7.29), home runs allowed per 9.0 innings (0.68), strikeouts per 9.0 innings (11.07) and strikeout-to-walk ratio (5.13)...Ranked in the top five in the National League in home runs per 9.0 innings (2nd, 0.68), strikeouts per 9.0 innings (3rd, 11.07), strikeouts (3rd, 246), strikeout-to-walk ratio (3rd, 5.13), opponent on-base percentage (4th, .270), WHIP (4th, 1.05) and opponent OPS (5th, .607)...Became just the fifth left-handed pitcher since 1990 (10th season overall) to record a season with at least 200.0 innings, 200 strikeouts and fewer than 15 home runs allowed...Traded only MAX Scherzer in the National League with 54 three-pitch strikeouts and 211 strikeouts swinging...Joined Randy Johnson (6 times) as the only lefty pitcher in Arizona club history with 10+ wins in at least three seasons...Became the eighth pitcher in Major League history (fourth in the NL) with 200.0 innings to not allow an unearned run (STL Ted Wilks, 1944, ATL Dick Ruthven, 1976, CHI Rick Sutcliffe, 1988, ANA Kelvim Escobar, 2004, BOS Curt Schilling, 2006, BOS Daisuke Matsuzaka, 2007 and CLE Carlos Carrasco, 2017)...Tossed a one-hit shutout on April 17 vs. San Francisco, his first career shutout...He began the game with 7.2 hitless innings before surrendering a check swing, infield single to Brandon Belt.

2017

Went 14-13 with a 4.03 ERA in 33 games (32 starts)...Tied his career highs in wins (14), starts (32) and strikeouts (178), all matching his numbers from his 2013 All-Star season...In 15 starts after the All-Star break, went 8-4 with a 3.26 ERA...Posted a career-high 20.1-inning scoreless streak.

2016

In his fourth season with Arizona, went 5-13 with one save and a 5.15 ERA in 36 games (24 starts)...Went 1-1 with one save and a 2.70 ERA (7 ER/23.1 IP) in relief...Induced a career-high 15 double plays...Led all pitchers with a .313 average (15-for-48) and .327 OBP and ranked second with a .417 SLG.

2015

Worked his way back from March 2014 Tommy John ligament-replacement surgery...Went 6-5 with a 3.60 ERA in 16 starts...Was 5-2 with a 1.58 ERA (10 ER/57.0 IP) in nine starts when throwing at least 6.0 innings...Tied his career high with 10 strikeouts on July 24 vs. Milwaukee (fourth time).

2014

Missed the season following Tommy John ligament-replacement surgery on his left elbow...(March 25, Dr. James Andrews).

2013

Was named to his first National League All-Star team...Went 14-8 with a 3.41 ERA (79 ER in 208.1 IP) and 178 strikeouts in his first full Major League season...Ranked among NL leaders in first-pitch strikes (1st, 70%), complete games (13rd, 3), quality starts (16th, 23), innings pitched (9th), starts (19th) and wins (110th)...Arizona went 23-9 in his starts, including winning his first 13...The 23 team wins tied for most in NL...Tied the club record with a 9-0 start to the season (also Brandon Webb from March 31-May 15, 2008)...Opened the season with a club-record nine straight starts of at least 6.0 innings pitched and two runs allowed or less...Tossed his first complete game on May 20 at Colorado.

2012

Went 6-8 with a 4.54 ERA in 22 games (17 starts)...Had his contract selected on April 30 and earned the win in his debut that night at Miami...Was the youngest pitcher (22 years, 286 days) to make his first MLB start as a D-back since Edgar Gonzalez on June 1, 2003 at San Diego (20 years, 98 days).

2011

Spent the entire season with Double-A Mobile, going 9-8 with a 4.21 ERA...Led the Southern League in strikeouts (142) and innings pitched.

2010

Combined to go 13-4 with a 3.42 ERA in 28 starts between Single-A Cedar Rapids, Single-A Rancho Cucamonga and Single-A Visalia.

2009


Went 4-2 with a 5.05 ERA in 13 games (12 starts) during his first professional season.

PERSONAL

Patrick Alan Corbin...Is a 2007 graduate of Cicero North Syracuse (N.Y.) High School...Played basketball and baseball at Mohawk Valley (N.Y.) Community College before transferring to Chipola (Fla.) Junior College...Is married to wife, Jen...They have one son, Weston.

CORBIN	CAREER TRANSACTIONS	CAREER BESTS
	2009 Selected by LAA in second round of 2009 First-Year Player Draft	LONGEST START 9.0, 4x, last: 5/25/19 vs. MIA
	2010 Acquired by ARI along with LHP Joe Saunders, LHP Tyler Skaggs and RHP Rafael Rodriguez in exchange for RHP Dan Haren, July 25.	WINNING STREAK 7 games, 4/28-6/2/13
	2018 Signed with Washington as a free agent, Dec. 7.	MOST SINGLE-GAME K'S 12, 2x, last: 6/22/18 at PIT
	SIGNED BY	CAREER 10-K GAMES (10) 4/4/18 vs. LAD (12)
	Tom Kotchman (Angels)	6/22/18 at PIT (12)
		4/22/18 vs. SDP (11)
		4/12/19 vs. PIT (11)
		5/15/19 vs. NYM (11)
		7/7/19 vs. KC (11)
	9/19/19 at STL (11)	
	5/20/13 at COL (10)	
	7/7/13 vs. COL (10)	
	7/12/13 vs. MIL (10)	
	8/20/13 at CIN (10)	
	7/24/15 vs. MIL (10)	
	8/6/17 at SFG (10)	
	5/30/18 vs. CIN (10)	
	7/13/19 at PHI (10)	
	HOME RUNS HIT None	

MATT CRONIN 81



Instagram: @mg_cronin

Twitter: @mg_cronin

LHP

BORN / 2021 OPENING DAY AGE 9/20/97 Navarre, Fla. / 24
BATS / THROWS Left / Left

MLB SERVICE 0.000
HEIGHT / WEIGHT 6'2" / 197

ACQUIRED
 Selected in the fourth round of the 2019 First-Year Player Draft.

SCHOOL
 University of Arkansas

CRONIN CAREER RECORD / UPDATED STATS **BASEBALL REFERENCE**

YEAR	CLUB	W	L	ERA	G	GS	CG	SHO	SV	IP	H	R	ER	HR	HB	BB	SO	SO/9	WP	BK	BAA	
2019	Hagerstown	0	0	0.82	17	0	0	0	1	22.0	11	3	2	1	1	11	41	16.8	1	0	.153	
2020	Fredericksburg	Alternate Training Site																				
2021	Wilmington	2	0	1.23	10	0	0	0	4	14.2	8	2	2	0	1	5	28	17.2	0	0	.163	
	Harrisburg	0	1	5.56	10	0	0	0	0	11.1	9	9	7	2	0	10	18	14.3	0	0	.220	
	FCL Nationals	2	0	2.25	3	0	0	0	0	4.0	3	1	1	0	0	1	4	9.0	1	0	.214	
MINORS TOTALS		4	1	2.08	40	0	0	0	5	52.0	31	15	12	3	2	27	91	15.8	2	0	.176	

CAREER

Left-handed reliever takes part in his second Major League Spring Training in 2022... Is Washington's top left-handed pitching prospect and the No. 14 prospect in the organization, per *Baseball America*...Left-handed batters are 8-for-54 (.148) with one extra-base hit (2B) and 30 strikeouts in 66 plate appearances against him in two professional seasons...Has a 44.2% strikeout rate in 52.0 career inning since 2019, the highest rate among Nationals Minor Leaguers (min 50.0 IP) and the third highest rate among all Minor League pitchers (min. 50.0 IP).

2021

Went 4-1 with four saves and a 3.00 ERA in 23 games between three levels of Washington's system...Struck out 50 batters in 30.0 innings pitched... Held opposing batters to a .192 average with two doubles, one triple and two home runs...Opened the season with High-A Wilmington...Tossed scoreless relief in eight of 10 outings before being promoted to Double-A Harrisburg on June 15...Struck out at least one batter in 22 of 23 outings and more than one batter in 17 of the 23 games...Tossed more than 1.0 inning in nine of 23 outings...Went 3-0 with a 1.62 ERA (3 ER/16.2 IP) and a .164 opp. average in those outings.

2020

Was a member of the 60-Player Pool...Spent the entire season at the Alternate Training Site (Fredericksburg)...Participated in Instructional League following the season.

2019

Reported to Single-A Hagerstown following the 2019 First-Year Player Draft...Pitched to a 0.82 ERA (2 ER/22.0 IP) in 17 relief appearances with 41 strikeouts, 11 walks and a .153 opponents' batting average...Struck out at least two batters in 12 of the 17 appearances...Allowed just one hit (1-for-15) to a left-handed batter in 21 plate appearances.

PERSONAL

Matthew Gerald Cronin...Graduated from Navarre High School in Navarre, Florida...Attended the University of Arkansas...As a junior in 2019, went 1-0 with 12 saves and a 2.00 ERA (6 ER/27.0 IP) en route to being named a third-team All-American by *Collegiate Baseball* and second-team All-SEC...Recorded 26 saves in three collegiate seasons, second-most in school history.

AWARDS AND HONORS

- 2022..... Washington's No. 14 prospect, per *Baseball America*
- 2021..... Washington's No. 9 prospect, per *Baseball America*
- 2020..... Washington's No. 14 prospect, per *Baseball America*

CRONIN

CAREER TRANSACTIONS

2019 Selected by Washington in the fourth round of the First-Year Player Draft.

SIGNED BY

Jerad Head (Nationals)

2019 POSTSEASON NATIONALS PARK NATIONALS IN THE COMMUNITY FRONT OFFICE NATIONALS & OWNERSHIP & OWNERSHIP EXECUTIVES MANAGER & COACHING STAFF PLAYERS 2021 IN REVIEW HISTORY & RECORDS SCOUTING, RESEARCH & PLAYER DEV. MEDIA



NELSON CRUZ 23

@ncboomstick23

@ncboomstick23

DH

BORN / 2022 OPENING DAY AGE

7/1/80 Las Matas de Santa Cruz, DOM/41

BATS / THROWS

Right / Right

MLB SERVICE

14.082

HEIGHT / WEIGHT

6'2" / 230

ACQUIRED

Signed as a free agent, March 17, 2022.

SCHOOL

Monte Cristi (DOM)

CRUZ CAREER RECORD / UPDATED STATS

YEAR	CLUB	AVG	G	AB	R	H	TB	2B	3B	HR	RBI	SH	SF	HP	BB	SO	SB	CS	OBP	SLG	OPS	E
2001	AZL Athletics	.250	23	88	11	22	36	3	1	3	16	1	0	0	4	29	6	3	.283	.409	.692	
2002	Vancouver	.276	63	214	23	59	85	14	0	4	25	4	1	4	9	58	12	1	.316	.397	.713	
2003	Kane County	.238	119	470	65	112	202	26	2	20	85	1	6	9	29	128	10	5	.292	.430	.722	
2004	Midland	.313	67	262	51	82	142	14	2	14	45	0	0	1	26	69	8	3	.377	.542	.919	
	Modesto	.345	66	261	54	90	152	27	1	11	52	0	1	4	24	73	8	4	.407	.582	.989	
	Sacramento	.231	4	13	4	3	7	1	0	1	2	0	0	0	1	7	0	0	.286	.538	.824	
2005	Huntsville	.306	68	248	45	76	143	19	0	16	54	0	3	4	31	71	10	3	.388	.577	.965	4
	Milwaukee	.200	8	5	1	1	2	1	0	0	0	0	0	0	2	0	0	0	.429	.490	.829	0
	Nashville	.269	60	208	33	56	102	13	0	11	27	0	0	8	30	62	9	4	.382	.490	.872	2
2006	Nashville	.302	104	371	68	112	196	22	1	20	73	0	4	6	42	100	17	6	.378	.528	.907	8
	Texas	.223	41	130	15	29	50	3	0	6	22	0	1	0	7	32	1	0	.261	.385	.645	0
2007	Oklahoma	.352	44	162	32	57	113	9	0	15	45	0	2	2	21	34	1	2	.428	.698	1.125	1
	Texas	.235	96	307	35	72	118	15	2	9	34	1	1	2	21	87	2	4	.287	.384	.671	5
2008	AZL Rangers	.250	1	4	1	1	2	1	0	0	1	0	0	0	2	1	0	0	.500	.500	1.000	0
	Oklahoma	.342	103	383	93	131	266	18	3	37	99	0	4	5	56	87	24	8	.429	.695	1.123	4
	Texas	.330	31	115	19	38	70	9	1	7	26	0	0	1	17	28	3	1	.421	.609	1.030	2
2009	Oklahoma City	.000	3	10	0	0	0	0	0	0	0	0	0	0	1	5	1	0	.091	.000	.091	0
	Texas	.260	128	462	75	120	242	21	1	33	76	0	2	2	49	118	20	4	.332	.524	.856	4
2010	Frisco	.364	3	11	1	4	5	1	0	0	1	0	1	0	1	0	1	0	.385	.455	.839	1
	Oklahoma City	.211	5	19	1	4	5	1	0	0	4	0	1	0	2	5	0	0	.273	.263	.536	0
	Texas	.318	108	399	60	127	230	31	3	22	78	1	6	1	38	81	17	4	.374	.576	.950	5
2011	Frisco	.182	3	11	1	2	3	1	0	0	1	0	0	0	1	0	0	0	.250	.273	.523	0
	Round Rock	.455	3	11	3	5	14	0	0	3	4	0	0	0	2	1	0	0	.538	1.273	1.811	0
	Texas	.263	124	475	64	125	242	28	1	29	87	0	3	2	33	116	9	5	.312	.509	.821	6
2012	Texas	.260	159	585	86	152	269	45	0	24	90	0	4	5	48	140	8	4	.319	.460	.779	4
2013	Texas	.266	109	413	49	110	209	18	0	27	76	0	4	4	35	109	5	1	.327	.506	.833	3
2014	Baltimore	.271	159	613	87	166	322	32	2	40	108	0	5	5	55	140	4	5	.333	.525	.859	0
2015	Seattle	.302	152	590	90	178	334	22	1	44	93	0	1	5	59	164	3	2	.369	.566	.936	4
2016	Seattle	.287	155	589	96	169	327	27	1	43	105	0	7	9	62	159	2	0	.360	.555	.915	1
2017	Seattle	.288	155	556	91	160	305	28	0	39	119	0	7	12	70	140	1	1	.375	.549	.924	0
2018	Seattle	.256	144	519	70	133	264	18	1	37	97	0	3	14	55	122	1	0	.342	.509	.850	0
2019	Fort Myers	.286	2	7	0	2	2	0	0	0	0	0	0	0	3	0	0	0	.286	.286	.571	0
	Minnesota	.311	120	454	81	141	290	26	0	41	108	0	3	7	56	131	0	1	.392	.639	1.031	0
2020	Minnesota	.303	53	185	33	56	110	6	0	16	33	0	4	25	58	0	0	0	.397	.595	.992	0
2021	Minnesota	.294	85	296	44	87	159	13	1	19	50	0	7	5	35	63	3	0	.370	.557	.907	0
	Tampa Bay	.226	55	217	35	49	96	8	0	13	36	0	2	2	16	63	0	0	.283	.442	.725	0
MINORS TOTALS		.297	741	2753	486	818	1475	170	11	155	534	6	23	43	282	733	107	39	.369	.536	.904	20
MLB TOTALS		.277	1882	6910	1031	1913	3639	351	14	449	1238	2	56	80	683	1751	79	32	.346	.527	.873	34

2010 POSTSEASON

RD.	CLUB.	OPP.	AVG	G	AB	R	H	TB	2B	3B	HR	RBI	SH	SF	HP	BB	SO	SB	CS	OBP	SLG	OPS	E
	ALDS	TEX vs. TB	.400	5	20	5	8	19	2	0	3	3	0	0	0	6	1	0	.400	.950	1.350	0	
	ALCS	TEX vs. NYY	.350	6	20	6	7	16	3	0	2	5	0	0	0	3	6	0	0	.435	.800	1.235	0
	WS	TEX vs. SFG	.200	5	20	2	4	7	2	0	1	3	0	0	0	5	0	0	.200	.450	.650	1	
TOTALS			.317	16	60	13	19	42	7	0	6	11	0	0	0	3	17	1	0	.349	.733	1.083	1

2011 POSTSEASON

RD.	CLUB.	OPP.	AVG	G	AB	R	H	TB	2B	3B	HR	RBI	SH	SF	HP	BB	SO	SB	CS	OBP	SLG	OPS	E
	ALDS	TEX vs. TB	.067	4	15	1	1	1	0	0	0	0	0	0	0	5	0	0	0	.067	.067	.133	0
	ALCS	TEX vs. DET	.364	6	22	7	8	28	2	0	6	13	0	0	1	2	4	0	0	.440	1.273	1.713	1
	WS	TEX vs. STL	.200	7	25	5	5	11	0	0	2	3	0	0	0	5	5	0	0	.333	.440	.773	1
TOTALS			.226	17	62	13	14	40	2	0	8	16	0	0	1	7	14	0	0	.314	.645	.960	2

2012 POSTSEASON

RD.	CLUB, OPP	AVG	G	AB	R	H	TB	2B	3B	HR	RBI	SH	SF	HP	BB	SO	SB	CS	OBP	SLG	OPS	E
ALWC	TEX vs. BAL	.500	1	4	0	2	2	0	0	0	0	0	0	0	0	0	0	0	.500	.500	1.000	0
TOTALS		.500	1	4	0	2	2	0	0	0	0	0	0	0	0	0	0	0	.500	.500	1.000	0

2014 POSTSEASON

RD.	CLUB, OPP	AVG	G	AB	R	H	TB	2B	3B	HR	RBI	SH	SF	HP	BB	SO	SB	CS	OBP	SLG	OPS	E
ALDS	BAL vs. DET	.500	3	12	4	6	12	0	0	2	5	0	0	0	0	3	0	0	.500	.500	1.000	0
ALCS	BAL vs. KC	.250	4	16	1	4	5	1	0	0	2	0	0	0	2	2	0	0	.333	.313	.646	0
TOTALS		.357	7	28	5	10	17	1	0	2	7	0	0	0	2	5	0	0	.400	.607	1.007	0

2019 POSTSEASON

RD.	CLUB, OPP	AVG	G	AB	R	H	TB	2B	3B	HR	RBI	SH	SF	HP	BB	SO	SB	CS	OBP	SLG	OPS	E
ALDS	MIN vs. NYG	.200	3	10	2	2	5	0	0	1	1	0	0	0	4	3	0	0	.429	.500	.929	0
TOTALS		.200	3	10	2	2	5	0	0	1	1	0	0	0	4	3	0	0	.429	.500	.929	0

2020 POSTSEASON

RD.	CLUB, OPP	AVG	G	AB	R	H	TB	2B	3B	HR	RBI	SH	SF	HP	BB	SO	SB	CS	OBP	SLG	OPS	E
ALWC	MIN vs. HOU	.333	2	6	0	2	4	2	0	0	2	0	0	0	2	1	0	0	.500	.667	1.167	0
TOTALS		.333	2	6	0	2	4	2	0	0	2	0	0	0	2	1	0	0	.500	.667	1.167	0

2021 POSTSEASON

RD.	CLUB, OPP	AVG	G	AB	R	H	TB	2B	3B	HR	RBI	SH	SF	HP	BB	SO	SB	CS	OBP	SLG	OPS	E
ALDS	TBR vs. BOS	.177	4	17	2	3	6	0	0	1	1	0	0	0	1	5	0	0	.222	.353	.575	0
TOTALS		.177	4	17	2	3	6	0	0	1	1	0	0	0	1	5	0	0	.222	.353	.575	0

CAREER

A seven-time All-Star, four-time Silver Slugger winner and ranks third on Major League Baseball's active career home run list with 449 home runs entering the 2022 season...Since the start of the 2014 season, Cruz leads Major League Baseball with 292 home runs, while his 749 RBI rank third and his .549 slugging percentage ranks fourth...Cruz's 443 home runs are the most in Major League Baseball since 2007...No stranger to the Postseason, Cruz has hit .278 with a .348 on-base percentage and a .631 slugging percentage in 50 career Postseason games. His .979 career OPS in the Postseason ranks fifth all-time (min. 150 PA) behind Babe Ruth (1.214), George Brett (1.023), Carlos Beltran (1.021) and Albert Pujols (1.007). He has appeared in two World Series (2010, 2011) and was named American League Championship Series Most Valuable Player in 2011... He began his career with Milwaukee in 2005 before spending time with Texas (2006-13), Baltimore (2014), Seattle (2015-18), Minnesota (2019-21) and Tampa Bay (2021).

2021

Opened the 2021 season with Minnesota before being acquired by the Tampa Bay Rays on July 22...In 140 games between the two clubs, he hit .265 with 21 doubles, one triple, 32 home runs, 86 RBI, 51 walks, three stolen bases and 79 runs scored... In his Rays debut on July 23 he launched a home run...Helped get Tampa Bay to the Postseason, making his seventh trip to the playoffs...Had hits in three of the four ALDS games vs Boston, including a home run in Game 1...He posted a .497 slugging percentage and an .832 OPS...Hit at least 30 home runs for the eighth time in his career, becoming the oldest player in Major League history with a 30-homer season, passing Boston's David Ortiz (38; 40 years old) in 2016 and Detroit's Darrell Evans (34; 40 years old) in 1987.

AWARDS AND HONORS

- 2021..... Roberto Clemente Award (MLB)
- 2021..... American League All-Star at COL
- 2020..... American League Silver Slugger
- 2020..... All-MLB Second Team
- 2020..... MLB Players Choice Man of the Year
- 2020..... American League Player of the Week (July 26)
- 2019..... American League Silver Slugger
- 2019..... All-MLB First Team
- 2019..... Twins Leadership Award
- 2019..... Twins Carl R. Polad Award
- 2019..... Twins Calvin R. Griffith MVP Award
- 2019..... Edgar Martinez Outstanding DH of the Year
- 2019..... American League Player of the Week (July 28)
- 2019..... American League All-Star at Washington
- 2018..... American League Player of the Week (June 24)
- 2017..... American League Silver Slugger
- 2017..... American League All-Star at MIA
- 2017..... MLBPAA Mariners Heart and Hustle Award
- 2017..... Edgar Martinez Outstanding DH of the Year
- 2017..... Mariners MVP
- 2016..... Mariners Unsung Hero Award
- 2016..... MLBPAA Mariners Heart and Hustle Award
- 2015..... American League Silver Slugger
- 2015..... American League All-Star at CIN
- 2015..... Seattle Mariners MVP
- 2015..... American League Player of the Month (April)
- 2015..... American League Player of the Week (April 20)



2020

Was Twins Opening Day designated hitter July 24 at Chicago (AL)...Hit first home run of season July 25 at Chicago (AL), the 402nd of his career...At 40 years, 20 days old, Cruz became the oldest player to homer in an MLB game since Ichiro Suzuki on August 22, 2017 for the Marlins at age 43...Went 4-for-5 with two doubles, two home runs and seven RBI in third game July 26 at Chicago (AL)...Marked his 35th career multi-homer game and sixth career game with seven-plus RBI...Named AL Player of the Week July 28, the seventh of his career...Became 23rd different AL player to win the award at least seven times since the award was introduced in 1974...At 40 years, 25 days old, became the fourth-oldest player in major league history to amass seven RBI in a single game, joining Hall of Famers Stan Musial and Reggie Jackson, as well as Jason Giambi...In addition, became the second-oldest player with four extra-base hits in a game since 1901, joining Hall of Famer Rickey Henderson...Hit safely in season-long seven-straight games July 31-August 6, hitting .407 (11-for-27) with no extra-base hits and just two walks in that span...Hit safely in seven-straight again September 1-8...Reached 15 RBI Aug. 4 vs. Pittsburgh in his 11th game, marking the fewest games for a 40+ year old to reach 15 RBI, passing Ty Cobb (1927), Dave Winfield (1993), Cobb (1928), Willie McCovey (1978) and Carl Yastrzemski (1982)...Homered at least once in eight different games in a 14-game span August 15-29...Homered in both games of a doubleheader three times on the season: August 15 vs. Kansas City, August 29 at Detroit and again September 8 at St. Louis...Became one of three players age 40+ to homer in both games of a doubleheader (Carlton Fisk and Stan Musial – each did it once)...First player since 1964 to homer in both games of a doubleheader three times in a season...Was hitting .311 (38-for-122) with 13 home runs, 29 RBI and a 1.068 OPS in 35 games through August 31...through that date, ranked first in the AL in OPS, tied for first in home runs and tied for third in RBI...Reached safely in season-long 11-straight games August 29-September 8, posting a .524 on-base percentage in that span (15 hits, 6 walks)...Appeared in both games of the AL Wild Card Series vs. Houston September 29-30, going 2-for-6 with two doubles, two RBI and two walks, driving in all the Twins runs during the series...Given the 2020 Muhammad Ali Sports Humanitarian Award at the ESPY's in June and was the Twins' nominee for Roberto Clemente Award...Finished sixth in AL MVP voting with 128 total voting points (1 third place vote, 6 fifth place votes, 6 6th place votes, 7 7th place votes, 8 eighth place votes, and 1 ninth place vote)...Given Marvin Miller Award in late October as part of the 2020 Players Choice Awards...Selected by peers as the player they "most respect based on his leadership on the field and in the community."

2019

Given Edgar Martinez Award for most outstanding Designated Hitter, the second of his career (2017) and third Twin to win the award (Chili Davis - 1991 & Paul Molitor - 1996)...Also named First-Team Designated Hitter on inaugural All-MLB Team...Recorded seven multi-homer games...The seven multi-home run games were the most in a single season by a Twin, passing Harmon Killebrew who had six in 1964...Hit 20th home run July 22 vs. New York (AL) off CC Sabathia, becoming the only player to reach 20-plus homers in each season since 2009...Became 34th player to hit 20-plus home runs in 11 consecutive seasons...Became 23rd player in baseball history with multiple three-homer games in a season and the first in Major League history with multiple after turning 39...Joined Doug DeCinces (August 3 & 8, 1982) and Johnny Mize (July 13 & 20, 1938) as the only players to homer three times within 10 days...The third home run was his 30th, setting a Twins record for home runs by a designated hitter, passing Chili Davis' 29 in 1991...Named AL Player of the Week July 29, posting a slash line of .414/.485/1.172 with 10 runs, 12 hits, one double, seven home runs, 13 RBI and three walks in seven games...Hit .397 (29-for-73) with six doubles, eight home runs, 27 RBI and a 1.253 OPS in 19 August games...Ranked second in baseball in OPS during the month and fourth in batting average...Went 4-for-5 with three doubles and one home run August 20 vs. Chicago (AL)...Hit 35th home run Sept. 3 at Boston, marking his sixth straight season with 35-plus homers...Became ninth player in baseball history to hit 35-plus in at least six consecutive seasons, joining Alex Rodriguez (11, 1998-2008), Sammy Sosa (10, 1995-2004), Jimmie Foxx (9, 1930-40), Rafael Palmeiro (9, 1995-2003), Babe Ruth (7, 1926-32), Ralph Kiner (7, 1947-53), Adam Dunn (7, 2004-10) and Willie Mays (6, 1961-66)...Joined Max Kepler (36 HR) to form the second pair of teammates each with 35+ HR in Twins franchise history, joining Bob Allison (35 HR) and Harmon Killebrew (45 HR) in 1963...Had seventh multi-homer game of season Sept. 19 vs. Kansas City, while collecting five RBI...Marked his fifth different five-RBI game of the season, a Twins record...Hit 40th home run of season and 400th of career September 22 vs. Kansas City, off Gabe Speier...Became the third Twin to ever reach 40 home runs, joining Brian Dozier (2016) and Harmon Killebrew (1961, '62, '63, '64, '67, '69 & '70)...Became third Major League player to hit 40 homers at age 39 or older, joining Hank Aaron (1973) and Barry Bonds (2003-04)...Became 26th player in baseball history with four-plus seasons of 40 home runs or more...Became 57th player in baseball history to reach 400...Became the ninth Dominican-born player to reach 400 homers, joining Albert Pujols, Sammy Sosa, Manny Ramirez, David Ortiz, Adrian Beltré, Vladimir Guerrero, Edwin Encarnación and Alfonso Soriano...Finished the season with 41 home runs and 401 for his career, good for 57th in Major League Baseball history...His 41 home runs and 108 RBI all came as a designated hitter, setting Twins single-season records in both categories (passing Chili Davis' 29 homers at the position in 1991 and Paul Molitor's 100 RBI as a DH in 1996)...Finished the year ranked second in slugging (.639) and OPS (1.031) in the American League, tied for second in 3-hit games (18), third in batting WAR (4.0), T-third in home runs (41), fourth in OBP (.392), T-fourth in average (.311) and seventh in RBI (108)...Also ranked first in baseball in average exit velocity (93.7 MPH), had hit percentage (51.5%) and barrels-per-plate appearance (12.5%) (min. 300 batted balls)...Played in three games in ALDS vs. New York-AL, going 2-for-10 (.200) with one home run and one RBI...Hit home run in second at-bat of Game 1 off James Paxton, 17th of his Postseason career...Was a finalist for the Hank Aaron Award; recipient was Milwaukee's Christian Yelich...Named winner of Calvin R. Griffith Award for Most Valuable Twin, the Bob Allison Award for team leadership and the Carl R. Pohlad Community Service Award...Earned Louisville Slugger® Silver Slugger Award for American League's top designated hitter, the third of career (2015 and 2017)...Finished ninth in AL MVP voting, accumulating 62 voting points.

AWARDS AND HONORS

- 2014 American League All-Star at MIN
- 2014 Orioles Most Valuable Award
- 2014 American League Player of the Week (Sept. 8)
- 2014 American League Player of the Week (June 2)
- 2013 American League All-Star at NYM
- 2013 WBC All-Tournament Team
- 2011 ALCS MVP
- 2010 Rangers Harold McKinney Good Guy Award
- 2010 American League Player of the Week (May 24)
- 2009 Home Run Derby Participant
- 2009 American League All-Star at STL
- 2008 Pacific Coast League Most Valuable Player
- 2008 Pacific Coast League All-Star (Post-season)
- 2008 Pacific Coast League All-Star (midseason)
- 2008 Pacific Coast League Player of the Week (June 23)
- 2008 Caribbean Series All-Star
- 2006 Pacific Coast League All-Star (midseason)
- 2006 Milwaukee's No. 8 prospect, per *Baseball America*
- 2005 Pacific Coast League Championship Most Valuable Player
- 2005 Futures Game Selection
- 2005 Milwaukee's No. 14 prospect, per *Baseball America*

2018

Spent fourth season with Seattle...Homered in each of the Mariners' first two games of the season (March 29 off Corey Kluber and March 31 off Carlos Carrasco)...Fourth time in his career that Cruz has homered in each of his club's first two games...Became the first player in major league history to homer in each of his first two games of a season on four occasions...Accomplished this feat in 2010 (TEX), 2011 (TEX), 2014 (BAL) and 2018 (SEA)... Recorded his 1,500th career hit, an RBI-single, on June 16 vs. Boston...Hit 20th home run of the season on June 22 vs. Boston, becoming the only player with at least 20 home runs in each of the last 10 seasons, dating back to 2009...Named AL Player of the Week for June 18-24 (5th career honor), hitting .500 (12-for-24) with eight runs, two doubles, one triple, three home runs, eight RBI, two walks, a .538 on-base pct. and a 1.042 slugging pct. (1.580 OPS) in six games...Hit .326 (31-for-95) with 20 runs, three doubles, one triple, 11 home runs, 24 RBI, 14 walks, a .418 on-base percentage and a .726 slugging percentage (1.144 OPS) in 26 June games...Ranked first in the AL in June in slugging pct., first in OPS, tied for first in home runs, third in RBI, tied for sixth in runs, seventh in on-base pct. and 14th in average...Earned his sixth career All-Star selection, his fifth in the last six seasons (also: 2009, 2013, 2014, 2015 and 2017)...Drew a walk in his only plate appearance at the All-Star Game in Washington, D.C...Recorded 1,000th career RBI with a solo home run on September 12 vs. San Diego...Became the 11th active player to record at least 1,000 career RBI and the sixth player to record his 1,000th RBI in a Mariners uniform...Hit his 35th home run of the 2018 season on Sept. 12 vs. San Diego, becoming only player in baseball to reach the 35-home run plateau in each of the last five seasons since 2014 and the fifth player in Major League history with at least five seasons of 35-or-more home runs at age-33 or older, joining Barry Bonds (6), Rafael Palmeiro (6), Hank Aaron (5) and Babe Ruth (5)...His 21 home runs at home were fifth-most in the AL/ninth-most in the Majors...Hit by a pitch 14 times, the fourth-most in the AL...Had five home runs that were estimated at 440 feet or farther (Statcast), tied for third-most such home runs (also: Nolan Arenado-COL and Giancarlo Stanton-NYY); trailed only Trevor Story-COL (9) and Joey Gallo-TEX (7)...Finished eighth in the AL in home runs (37), ninth in RBI (97), 11th in slugging pct. (.509) and 14th in OPS (.850).

2017

Led AL in RBI with 119...Became the first Mariner to lead the AL in RBI since Bret Boone in 2001 (141 RBI)...Named the Mariners Player of the Year by the Seattle chapter of the BBWAA...Hit his 300th career home run on July 7 vs. Oakland...Made his fifth career All-Star appearance, going 0-for-2 in Miami...Recorded his 100th home run as a Mariner on June 4 vs. Tampa Bay in his 362nd game with Seattle...Led the American League with 59 RBI on the road...Recorded 50 hits with runners in scoring position, second-most in the American League, trailing only teammate Robinson Canó (51)... Nominated for the Heart and Hustle Award as well as the Hank Aaron Award...Was a finalist for the Marvin Miller Man of the Year Award.

2016

Hit .287 (169-for-589) with 96 runs, 27 doubles, one triple, 43 home runs, 105 RBI, a .360 OBP and a .555 slugging percentage in 155 games with the Mariners...Led the Majors with 19 home runs vs. lefties and home runs on the road (26)...Recorded a career-high 52 multi-hit games...On May 20 at Cincinnati, hit his 250th career home run...Had 7 RBI on July 23 at Toronto, the third time in career with 7+ RBI vs. Toronto (also: 8, July 22, 2011 & May 25, 2012 w/ Texas); joined Hall of Famer Ralph Kiner as only two players in MLB history to drive in 7+ runs vs. single opponent at least three times...Hit a 493-foot homer off Tyler Duffey September 24 at Minnesota; according to Statcast, was second-longest home run of 2016, trailing Miami's Giancarlo Stanton (504 ft.).

2015

Signed with Seattle in offseason...Among AL leaders: second in HR (44), third in SLG (.566), fourth in OPS (.936), T-11th in multi-hit games (49), T-eighth in average (.302), T-12th in RBI (93), T-10th in XBH (67)...T-fifth in AL with 27 go-ahead RBI and T-7th with 14 game-winning RBI...Led team in runs (90), home runs (44), RBI (93), walks (59), average (.302), on-base (.369) & slugging (.566)...Became fourth player in Mariners history with 40-HR season...Second player to record 40-HR season during Safeco Field era (opened July 1999)...Voted as starting DH for American League, fourth All-Star game selection (2009, 2013-2015) and second start (2014)...Reached base safely in career-high 37 straight games July 18-August 27...Extra-base hit in nine straight games July 31-August 9, second-longest streak in Mariners club history (Ken Griffey Jr., 10, July 19-29, 1993)...Hit MLB leading 27 home runs on road, T-3rd-most in Seattle club history behind Ken Griffey Jr. (29 in 1997), Alex Rodriguez (28 in 2000) & tied with Jay Buhner (1997)...Named AL Player of Month for April...Named AL Player of the Week for April 13-19...Hit 200th career home run April 13 at Los Angeles (NL)...Homered in five straight games July 31-August 4; fifth player in MLB history to homer in 5+ straight twice in same season: Harmon Killebrew (1970 Twins), Frank Thomas (1994 White Sox), Barry Bonds (2001 Giants), Chase Utley (2008 Phillies).

2014

Led baseball with 40 home runs in first season with Baltimore...Named Orioles MVP by members of Baltimore media...Made AL All-Star Team for third time, earning first fan-elected start as DH with over 3-million votes...Finished seventh in AL MVP voting (102.0 points)...Named AL Player of the Week May 26-June 1 & Sept. 1-7...finished third in AL in RBI (108), extra-base hits (74) and total bases (322), sixth in slugging (.525).

2013

Named AL All-Star for second time in career, hitting 27 HR in 109 games for Texas...Ranked seventh in AL with 5.43 AB/RBI ratio (min. 400 AB)... On restricted list Aug. 5-Sept. 29 (50-game suspension-MLB-Joint Drug Prevention and Treatment Program)...Reinstated for Wild Card, game #163, Sept. 30 vs. Tampa Bay.

2012

Ranked among AL leaders in doubles (4th, 45), extra-base hits (9th, 69), games (T10th, 159)...T8th in AL with nine OF assists...Played for Cibao in Dominican Winter League, hitting .286 (12-for-42) in 11 games.

2011

Ranked among AL leaders in slugging (11th, .509) and home runs (T13th, 29)...Hit home run every 16.38 at-bats, seventh-best in league...Named ALCS MVP vs. Detroit, batting .364 (8-for-22) with two doubles, six home runs and 13 RBI; six HR and 13 RBI were most in any single playoff series... Hit first Postseason walk-off slam in Major League history in 11th of Game 2 of ALCS vs. Detroit...Also hit 3-run HR in 11th inning of Game 4 at Detroit, the first player ever with multiple extra-inning HR in a Postseason series...Hit .200 (5-for-25) in World Series vs. St. Louis.

2010

Among American League players (400+ PA), ranked fifth in slugging (.576), sixth in batting (.318) and OPS (.950)...Named AL Player of the Week, May 17-23...Hit .317 (19-for-60) and with 13 runs, seven doubles, six home runs and 11 RBI in playoffs...13 extra-base hits were T-2nd-most ever in one Postseason, while seven doubles ranked tied-third-most...Hit safely in 15 of first 16 Postseason games, with 12-game hitting streak to begin playoffs, tied for third longest streak ever to begin a Postseason career.

2009

In first full Major League season, led Texas in home runs (33) and slugging (.524)...Tied for eighth in American League in home runs...Selected to AL All-Star team as an injury replacement Torii Hunter...Defeated by Prince Fielder in final round of T-Mobile Home Run Derby...Tied for fourth in AL with 11 OF assists.

2008

Named Pacific Coast League MVP and Texas Tom Grieve Minor League Player of Year with Triple-A Oklahoma...Led Minors with .693 slugging percentage and was 2nd in home runs (T4th, 37)...Won or shared Rangers Minor League Player of the Month honors in April, June, and July...Named PCL All-Star...Selected by Texas on Aug. 25 and started final 31 games in right field.

2007

Made first Opening Day roster with Texas...Finished second in HR (15) with Oklahoma City despite playing in only 44 games.

2006

Spilt season between Triple-A Nashville and Texas...Acquired by Texas in six-player trade with Milwaukee on July 28...Spent rest of season with Texas, hit .223 in 41 games...First MLB home run July 31 at Minnesota, a solo shot off Willie Eyre...Had a two home run game Sept. 5 at Oakland, including inside-the-park HR...Started for PCL in Triple-A All-Star Game.

2005

Named Brewers Robin Yount Performance Award for Minor League Player of Year...Combined to hit .289 (132-for-456) with 27 HR and 81 RBI with Double-A Huntsville and Triple-A Nashville...MLB debut September 17 at Houston...Had first Major League hit September 28 vs. Cincinnati with double off Aaron Harang...Was ranked the eighth-best prospect in Brewers organization by *Baseball America*.

2001-2004

Spent four seasons in Oakland organization...Ranked fourth in Midwest League and A's farm system in home runs (20) in 2003.

1998-2000

Made his professional debut with the Mets affiliate in the Dominican Summer League...in 2000, with the Mets Eastern Division affiliate in DSL led league with 15 HR and 80 RBI in 69 games...Traded by New York (NL) to Oakland August 30, 2000.

PERSONAL

Resides in Las Matas De Santa Cruz, Dominican Republic...Has five children: two daughters and three sons...Both his parents were school teachers... Played basketball for the Dominican Republic Junior National Team...Started the Boomstick Foundation to help his communities in the Dominican Republic and started same foundation in Minnesota...Enjoys spending time with family and playing dominos...Hosted a vitilla (game native to Dominican Republic - essentially stickball played with large bottlecaps) clinic with RBI All-Stars in 2019...Winner of the 2019 Carl R. Pohlad Award for Community Service...Raised funds through the Big League Impact ALL WIN campaign in 2019, impacting the Education Center in Monte Cristi, DR...Named Star Tribune's 2019 Sportsperson of the Year...Given the 2020 Muhammad Ali Sports Humanitarian Award at the ESPYs...Given Marvin Miller Award as part of the 2020 Players Choice Awards...Selected by peers as the player they "most respect based on his leadership on the field and in the community."

CRUZ	CAREER TRANSACTIONS	CAREER BESTS
	1998Signed as a non-drafted free agent by NYM, Feb. 17.	SINGLE-GAME HITS 5, 7/5/14 at BOS
	2000Acquired by OAK from New York Mets in exchange for INF Jorge Velandia, Aug. 30.	SINGLE-GAME RBI 8, 2x, Last: 5/25/12 vs. TOR
	2004Acquired by MIL with RHP Justin Lehr from OAK in exchange for INF Keith Ginter, Dec. 16.	HITTING STREAK 21 games, 7/21-8/11/15
	2006Acquired by TEX with 1B Carlos Lee from Milwaukee Brewers in exchange for OF Laynce Nix, OF Kevin Mench, RHP Francisco Cordero and LHP Julian Cordero, July 28.	MULTI-HR GAMES (36) Last: 2 homers, 9/7/21 at BOS (Rodriguez, Feliz)
	2014Signed as a free agent by BAL, Feb. 24.	CAREER GRAND SLAMS (10) 8/16/06 vs. LAA (Gregg)
	2014Signed as a free agent by SEA, Dec. 4.	4/15/09 vs. BAL (Liz)
	2019Signed as a free agent by MIN, Jan. 2.	5/13/12 vs. LAA (Weaver)
	2021Acquired by TB with RHP Calvin Faucher from MIN in exchange for RHP Drew Strotman and RHP Joe Ryan, July 22.	5/25/12 vs. TOR (Frasor)
	2022Signed as a free agent by Washington, March 17.	4/21/13 vs. SEA (Harang)
		7/5/13 vs. HOU (Harrell)
		5/23/14 at TOR (Redmond)
		6/25/14 vs. CHW (Guerra)
		7/23/16 at TOR (Dickey)
		4/5/21 at DET (Urena)
		CAREER WALK-OFF HOMERS (6) 5/13/07 vs LAA (Shields)
		7/27/10 vs OAK (Wuertzt)
		8/13/10 vs BOS (Wakefield)
		9/10/10 vs NYY (Gaudin)
		9/22/17 vs CLE (Allen)
		6/10/21 vs NYY (Chapman)
	SIGNED BY	
	Eddie Toledo (Mets)	

SEAN DOOLITTLE 63

@whatwouldDOodo

LHP

BORN / 2022 OPENING DAY AGE

9/26/86 Rapid City, S.D. / 35

BATS / THROWS

Left / Left

MLB SERVICE

9.122

HEIGHT / WEIGHT

6'2" / 227

ACQUIRED

Signed as a free agent March 14, 2022.

SCHOOL

University of Virginia



DOOLITTLE CAREER RECORD / UPDATED STATS

YEAR	CLUB	W	L	ERA	G	GS	CG	SHO	SV	IP	H	R	ER	HR	HB	BB	SO	SO/9	WP	BK	BAA	
2007	Vancouver																					
	Kane County																					
2008	Stockton																					
	Midland																					
2009	Sacramento																					
2010	Sacramento																					
2011	AZL Athletics	0	0	9.00	1	0	0	0	0	1.0	0	1	1	0	0	1	2	18.0	0	0	.000	
	Stockton	0	0	0.87	6	0	0	0	0	10.1	5	2	1	0	2	2	21	18.3	0	0	.143	
	Midland	0	0	0.82	8	0	0	0	1	11.0	2	2	1	0	1	4	19	15.5	0	0	.056	
	Sacramento	0	0	0.00	2	0	0	0	0	3.2	1	0	0	0	0	1	8	19.6	0	0	.083	
	Oakland	2	1	3.04	44	0	0	0	1	47.1	40	18	16	3	0	11	60	11.4	0	0	.227	
2013	Oakland	5	5	3.13	70	0	0	0	2	69.0	53	24	24	4	2	13	60	7.8	2	0	.214	
2014	Oakland	2	4	2.73	61	0	0	0	22	62.2	38	19	19	5	0	8	89	12.8	0	0	.169	
2015	Stockton*	0	1	12.00	3	0	0	0	0	3.0	5	4	4	2	0	0	2	6.0	0	0	.385	
	Midland*	0	0	0.00	1	0	0	0	0	1.0	1	0	0	0	0	0	0	0.0	0	0	.250	
	Nashville*	0	0	3.00	6	0	0	0	0	6.0	3	2	2	2	0	0	13	19.5	0	0	.143	
	Oakland	1	0	3.95	12	0	0	0	4	13.2	12	6	6	1	0	5	15	9.9	0	0	.235	
2016	Oakland	2	3	3.23	44	0	0	0	4	39.0	33	14	14	6	0	8	45	10.4	1	0	.231	
	Nashville*	0	0	1.50	6	0	0	0	0	6.0	4	1	1	1	0	1	10	15.0	0	0	.182	
2017	Oakland	1	0	3.38	23	0	0	0	3	21.1	12	8	8	3	0	2	31	13.1	1	0	.151	
	Stockton*	0	0	0.00	2	0	0	0	0	2.0	0	0	0	0	0	0	3	13.5	0	0	.000	
	Nashville*	0	0	0.00	1	0	0	0	0	1.0	0	0	0	0	0	0	2	18.0	0	0	.000	
	Washington	1	0	2.40	30	0	0	0	21	30.0	22	10	8	2	0	8	31	9.3	2	0	.204	
2018	Washington	3	3	1.60	43	0	0	0	25	45.0	21	8	8	3	2	6	60	12.0	1	0	.135	
2019	Washington	6	5	4.05	63	0	0	0	29	60.0	63	27	27	11	2	15	66	9.9	0	0	.260	
	Potomac*	0	0	0.00	1	0	0	0	0	1.0	0	0	0	0	0	0	0	0.0	0	0	.000	
2020	Washington	0	2	5.87	11	0	0	0	0	7.2	9	6	5	3	0	4	6	7.0	0	0	.300	
2021	Cincinnati	3	1	4.46	45	0	0	0	1	38.2	40	21	19	6	1	18	41	9.6	0	0	.267	
	Seattle	0	0	4.76	11	0	0	0	0	11.2	10	6	6	1	1	5	12	9.5	2	0	.227	
	MINORS TOTALS	0	1	1.96	37	0	0	0	1	46.0	21	12	10	5	3	9	80	15.7	0	0	.133	
	MLB TOTALS	26	24	3.23	457	0	0	0	112	446.1	353	167	160	48	8	103	516	10.4	9	0	.214	

2012 POSTSEASON

RD.	CLUB, OPP.	W	L	ERA	G	GS	CG	SHO	SV	IP	H	R	ER	HR	HB	BB	SO	SO/9	WP	BK	BAA
ALDS	OAK vs. DET	0	0	3.38	3	0	0	0	0	2.2	5	3	1	0	0	0	5	16.9	0	0	.385
TOTALS		0	0	3.38	3	0	0	0	0	2.2	5	3	1	0	0	0	5	16.9	0	0	.385

2013 POSTSEASON

RD.	CLUB, OPP.	W	L	ERA	G	GS	CG	SHO	SV	IP	H	R	ER	HR	HB	BB	SO	SO/9	WP	BK	BAA
ALDS	OAK vs. DET	0	1	4.15	4	0	0	0	0	4.1	3	2	2	1	0	2	6	12.5	0	0	.176
TOTALS		0	1	4.15	4	0	0	0	0	4.1	3	2	2	1	0	2	6	12.5	0	0	.176

2014 POSTSEASON

RD.	CLUB, OPP.	W	L	ERA	G	GS	CG	SHO	SV	IP	H	R	ER	HR	HB	BB	SO	SO/9	WP	BK	BAA
ALWC	OAK vs. KCR	0	0	4.50	1	0	0	0	0	2.0	2	1	1	0	0	0	0	0.0	0	0	.400
TOTALS		0	0	4.50	1	0	0	0	0	2.0	2	1	1	0	0	0	0	0.0	0	0	.400

2017 POSTSEASON

RD.	CLUB, OPP.	W	L	ERA	G	GS	CG	SHO	SV	IP	H	R	ER	HR	HB	BB	SO	SO/9	WP	BK	BAA
NLDS	WSH vs. CHI	0	0	0.00	3	0	0	0	1	3.0	1	0	0	0	0	0	4	12.0	0	0	.111
TOTALS		0	0	0.00	3	0	0	0	1	3.0	1	0	0	0	0	0	4	12.0	0	0	.111

2019 POSTSEASON
NATIONALS PARK
FRONT OFFICE
NATIONALS IN THE COMMUNITY
MANAGER & COACHING STAFF
EXECUTIVES
PLAYERS
2021 IN REVIEW
HISTORY & RECORDS
SCOUTING, RESEARCH & PLAYER DEV.
MEDIA

2019 POSTSEASON

RD.	CLUB.	OPP.	W	L	ERA	G	GS	CG	SHO	SV	IP	H	R	ER	HR	HB	BB	SO	SO/9	WP	BK	BAA
NLWC	WSH	vs. MIL	0	0	—	0	0	0	0	0	0.0	0	0	0	0	0	0	0	0.0	0	0	—
NLDS	WSH	vs. LAD	0	0	2.70	3	0	0	0	0	3.1	1	1	1	1	0	3	8.1	0	0	0	.091
NLCS	WSH	vs. STL	0	0	2.25	3	0	0	0	1	4.0	3	1	1	0	0	3	6.8	0	0	0	.200
WS	WSH	vs. HOU	0	0	0.00	3	0	0	0	1	3.0	2	0	0	0	0	1	2	6.0	0	0	.200
TOTALS			0	0	1.74	9	0	0	0	2	10.1	6	2	2	1	0	1	8	6.9	0	0	.167

CAREER

Hard-throwing left-handed reliever was a staple in Washington's bullpen, clubhouse and community joining the team in July 2017, before electing free agency after winning the 2019 World Series...Ranks tied for third in Nationals history (2005-pres.) with 75 saves...His 147 relief appearances are second most by a Nationals pitcher since 2017 and 12th most in Nationals history (2005-pres.)...Began his career with the Oakland Athletics, where he was a first baseman before converting to the relief role...Made his MLB debut in 2012 after just 17 professional games on the mound.

2021

Began the season with Cincinnati appearing 45 times out of the bullpen for the Reds...Converted one of five save opportunities and pitched to a 4.46 ERA (21 ER / 38.1 IP)...Was claimed by Seattle on Aug. 26 and made his Mariners debut the next day...Pitched in 11 games with Seattle enroute to a 4.76 ERA (6 ER / 11.1 IP)...**2021 Pitch Mix:** 4-Seam Fastball (81%) Curveball (9%) Slider (5.4%) Split Finger (4.5%)

2020

Made 11 appearances for the Nationals in a season interrupted by a pair of stints on the injured list, in August with right knee fatigue and in September with a right oblique strain.

2019

Ranked sixth in the National League with 29 saves despite a short stint on the Injured List in August...Offered scoreless relief in 47 of 63 appearances...Started the season strong, going 3-1 with six saves, a 0.95 ERA (2 ER/19.0 IP) and 22 strikeouts in his first 18 games...Following his return from the Injured List on Sept. 1, opposing batters went 3-for-27 (.111) with seven strikeouts and two walks against him...Tossed more than 1.0 IP in seven games in 2019...Posted a 0.00 ERA with 12 strikeouts and two walks in those seven outings...Recorded his 100th career save on June 30 at Detroit...Appeared in nine Postseason games...Recorded saves in Game 1 of the NLCS and Game 1 of the World Series.

2018

Earned his second career All-Star selection after a very strong first half...Was one of the top relievers in MLB to start the season, recording 22 saves and a 1.45 ERA in 35 games before being placed on 10-day Injured List on July 10...Missed 54 games with left-toe inflammation...Returned from the IL on Sept. 2...All told in 2018, put together one of the most historic seasons by a relief pitcher in Major League history...According to Baseball-Reference.com, his combination of 0.60 WHIP and 10.00 strikeout-to-walk ratio was the second-best in Major League history, joining Boston's Koji Uehara in 2013...Doolittle and Uehara are the only two relievers in Major League history to put up those numbers in a season...Offered scoreless relief in 37 of 43 appearances...Led National League relievers in opp. on-base percentage (.178), opp. slugging percentage (.213), opp. OPS (.391), WHIP (0.60) and save percentage (96.2%)...Ranked seventh in the NL with 25 saves...Trilled only Cleveland's Dan Otero (5) for the fewest walks (6) among pitchers with at least 45.0 innings pitched...On April 11 at Atlanta, he intentionally walked Freddie Freeman in the 10th inning...Did not issue another walk until Sept. 11 at Philadelphia (9th inn., Santana), a span of 30 games (32.0 IP), striking out 39 batters during this span...Following the season, was named a recipient of the 2018 Bob Feller Act of Valor Award for his values, integrity, and dedication to serving our country that Bob Feller himself displayed.

2017

Began the season with Oakland before being acquired by Washington, along with RHP Ryan Madson, on July 16...Went 21-for-22 in save opportunities with Washington...Converted 21-of-21 opportunities before his last outing, Sept. 28 vs. Pittsburgh...Went 1-0 with a 2.40 ERA, 31 strikeouts and eight walks in 30 games with Washington...The Nationals posted a 30-0 record in games he pitched following the trade...Including his first half of the season, with Oakland, ranked ninth among all MLB relievers in WHIP (0.86), and 11th in SO/BB ratio (6.25)...Was particularly tough against left-handed batters, limiting them to a .146 average (6-for-41) with one double, three walks and 14 strikeouts...Ranked second in the National League (tied for third in MLB) in saves after the All-Star break with 21, trailing only Milwaukee's Corey Knebel (25) in the National League...Was named National League Reliever of the Month in September after posting a 1.64 ERA (2 ER/11.0 IP), 14 strikeouts, three walks and was 8-for-9 in save opportunities...From July 30 through the end of the season, ranked fourth among MLB relievers with a 1.38 ERA (4 ER/26.0 IP)...Recorded his first career Postseason save, closing out Game 2 of the NLDS as Washington won, 6-3...Closed out the win in Game 4.

2016

Was 2-3 with four saves and a 3.23 ERA in 44 games in a season shortened by a two-month stint on the Injured List with a strained left shoulder...Recorded a 5.63 strikeout-to-walk ratio, tied for ninth among American League relievers...Allowed at least one run in three of his first six appearances through April 15, then did not allow a run in 22 of his next 24 games from April 16 to June 12...Compiled a 1.33 ERA and .132 opponents batting average over that span...Made his 200th career appearance April 29 against Houston...Stranded each of his 10 inherited runners over a 24-game stretch from May 4 to Sept. 11...Did not issue a walk over his final 16 games, 14.2 innings and 61 batters faced.

AWARDS AND HONORS

- 2019 World Series Champion (WSH)
- 2019 "Good Guy" Award (D.C. Media)
- 2018 "Good Guy" Award (D.C. Media)
- 2018 Bob Feller Act of Valor Award
- 2018 National League All-Star at WSH
- 2017 National League Reliever of the Month (Sept.)
- 2014 American League All-Star at MIN
- 2013 Oakland Athletics Dave Stewart Service Award
- 2012 MiLB.com Organization All-Star
- 2011 Oakland's No. 17 prospect, per *Baseball America*
- 2010 Oakland's No. 10 prospect, per *Baseball America*
- 2009 Oakland's No. 11 prospect, per *Baseball America*
- 2008 Arizona Fall League All-Prospect Team
- 2008 Arizona Fall League Rising Star
- 2008 California League All-Star (mid-season)
- 2008 Oakland's No. 17 prospect, per *Baseball America*

2015

Missed 121 games due to two stints on the Injured List...Began the season on the 15-day IL with a strained left rotator cuff...Was reinstated May 26 and pitched the next day against Detroit before returning to the IL May 30 retroactive to May 28 with a strained left shoulder...Went 1-0 with four saves, a blown save and a 3.95 ERA in 12 relief appearances overall...Surrendered just one home run in 13.2 innings but it was to a left-handed hitter (Calhoun, LAA on Sept. 30), which was his first against a lefty since April 28, 2013 (Davis, BAL).

2014

Took over as the A's closer in May in just his third professional season as a pitcher and saved a team-leading 22 games en route to being named an American League All-Star...Set an Athletics record for saves by a left-hander, breaking the previous mark of 17 set by Alan Embree in 2007...Had three career saves entering the season...His strikeout-to-walk ratio of 11.13 was the highest among Major League relievers and at the time, it was second highest in Athletics history (Eckersley, 18.25 in 1990) and tied for sixth highest in MLB since 1900 (min. 60.0 ip)...Averaged 1.15 walks per 9.0 innings, which ranked third among American League relievers and fifth lowest in Athletics history at the time among pitchers with 60 or more innings...Had a career-high 26.1-inning scoreless streak from April 29 through June 27...The streak was fourth longest in Oakland history by a reliever and third longest by any AL pitcher in 2014...Issued his first walk of the season May 20 at Tampa Bay (Hanigan)...It was his first walk since Aug. 31, 2013 against Tampa Bay, snapping a 30-game, 33.0-inning, 124-batter streak without a walk...The 33.0-inning streak was second longest in Oakland history (50.1, Dennis Eckersley, Aug. 17, 1989-June 12, 1990).

2013

Went 5-5 with two saves and a 3.13 ERA in 70 relief appearances...Allowed just 2-of-32 (6.3%) inherited runners to score, which was the lowest mark in the Major Leagues...Dating back to 1974, the first year inherited runner data is available, that was the lowest mark in Oakland history and the eighth best mark in MLB...Issued two walks April 22 at Boston, the first time he walked more than one batter in an outing in his career.

2012

Was converted to pitcher late in 2011 and had just one professional appearance on the mound entering the season...Pitched for Single-A Stockton, Double-A Midland and Triple-A Sacramento before he was promoted to Oakland June 4...Spent the rest of the season with the A's, posting a 2-1 record with a save and a 3.04 ERA in 44 appearances in his Major League debut...Was recalled from Triple-A Sacramento June 4 and made his Major League debut June 5 against Texas...Struck out the first three batters he faced...The last A's pitcher to strike out the first three batters he faced in his career was Blake Stein May 10, 1998 against Chicago...Earned his first MLB save on July 21 against New York

2011

Missed nearly the entire season...Was placed on Sacramento's Injured List April 7 as he continued to recover from surgery on a torn left patella...While on the Injured List, he began to work out as a pitcher...Was both a pitcher and hitter in college at the University of Virginia...Was reinstated from the Injured list Aug. 29 and transferred to the A's affiliate in the Arizona Rookie League...Made his professional debut as a pitcher that day.

2010

Spent the entire season on the Injured List at Triple-A Sacramento as he recovered from knee surgery to repair a tear in his left patella tendon...Was added to the 40-man roster Nov. 19.

2009

Appeared in just 28 games in his first season at Triple-A Sacramento because of knee problems...Batted .267 with four home runs and 14 RBI...Added 15 walks for a .364 on-base percentage...Did not commit an error in 24 games in right field and three at third base.

2008

Split his first full professional season between Single-A Stockton and Double-A Midland and hit a combined .286 with 40 doubles, three triples, 22 home runs and 91 RBI in 137 games...Tied for ninth in all of Minor League baseball with 65 extra base hits...Led the A's farm system in hits (153) and doubles, ranked second in extra-base hits and total bases (265), tied for second in runs (89), tied for third in RBI, tied for fourth in walks (63) and tied for fifth in home runs.

2007

Made his professional debut with Single-A Vancouver of the Northwest League and batted .283 with no home runs and four RBI in 13 games before he was transferred to Kane County of the Midwest League July 3...Hit .233 in with four home runs and 29 RBI in 55 games with the Cougars.

PERSONAL

Sean Robert Doolittle...Graduated from Shawnee (NJ) High School...Attended the University of Virginia and left as the school's career RBI leader (167)...Also compiled 22 wins as a pitcher, which was the best in a single season Cavaliers history...Named ACC Player of the Year as a sophomore in 2006 and also earned All-ACC honors in 2007...Was inducted into UVA's Hall of Fame in January of 2018...Along with his wife, Eireann, is involved in numerous charities.

CAREER TRANSACTIONS	SIGNED BY
2004 Selected by ATL in 39th round of First-Year Player Draft (did not sign).	Neil Avent (Athletics)
2007 Selected by OAK in first round (No. 41) of First-Year Player Draft.	
2017 Acquired by Washington along with RHP Ryan Madson in exchange for RHP Blake Treinen, LHP Jesus Luzardo, and INF Sheldon Neuse, July 16.	
2021 Signed with CIN as a free agent, Feb. 8.	
2021 Claimed off waivers by SEA, Aug. 26.	
2022 Signed with Washington as a free agent, March 16.	

DOOLITTLE

CARL EDWARDS JR. 58



@edwardskiid

@CEdwardsSBS

RHP

BORN / 2022 OPENING DAY AGE

9/3/91 Newberry, S.C. / 30

BATS / THROWS

Right / Right

MLB SERVICE

5.020

HEIGHT / WEIGHT

6'3" / 170

ACQUIRED

Signed as a Minor League free agent, Feb. 24, 2022

SCHOOL

Mid-Carolina (S.C.) High School

EDWARDS JR. CAREER RECORD

YEAR	CLUB	W	L	ERA	G	GS	CG	SHO	SV	IP	H	R	ER	HR	HB	BB	SO	SO/9	WP	BK	BAA
2012	AZL Rangers	3	0	0.00	4	3	0	0	0	20.0	6	0	0	0	1	6	25	11.3	1	1	.094
	Spokane	2	3	2.11	10	10	0	0	0	47.0	26	13	11	0	2	19	60	11.5	2	0	.160
2013	Hickory	8	2	1.83	18	18	1	0	0	93.2	62	28	19	0	3	34	122	11.8	12	1	.186
	Daytona	0	0	1.96	6	6	0	0	0	23.0	14	5	5	1	0	7	33	12.9	0	0	.169
2014	AZL Cubs	0	0	1.59	2	2	0	0	0	5.2	2	1	1	0	0	4	8	12.7	0	0	.111
	Tennessee	1	2	2.44	10	10	0	0	0	48.0	30	14	13	1	1	21	46	8.6	3	0	.180
2015	Chicago (NL)	0	0	3.86	5	0	0	0	0	4.2	3	3	2	0	0	3	4	7.7	0	0	.188
	Iowa	3	1	2.84	23	0	0	0	2	31.2	15	11	10	0	1	24	39	11.1	3	0	.142
	Tennessee	2	2	2.66	13	0	0	0	4	23.2	11	12	7	1	0	17	36	13.7	1	0	.136
2016	Chicago (NL)	0	1	3.75	36	0	0	0	2	36.0	15	15	4	0	14	52	13.0	5	0	0	.123
	Iowa C	1	1	4.26	24	0	0	0	1	25.2	17	12	12	1	1	17	35	12.4	3	0	.185
2017	Chicago (NL)	5	4	2.98	73	0	0	0	0	66.2	29	22	22	6	4	38	94	12.8	4	0	.134
2018	Chicago (NL)	3	2	2.60	58	0	0	0	0	52.0	36	17	15	2	0	32	67	11.6	4	0	.190
	Iowa	0	1	9.00	3	0	0	0	0	2.0	2	2	2	0	2	4	3	13.5	2	0	.333
2019	Chicago (NL)	1	1	5.87	20	0	0	0	0	15.2	8	11	10	3	1	9	17	10.0	2	1	.151
	Iowa	2	0	3.07	14	0	0	0	0	14.2	12	6	5	2	0	6	14	8.6	0	0	.214
	San Diego	0	0	32.40	2	0	0	0	0	1.2	4	6	6	0	0	4	2	10.8	2	0	.400
	El Paso	0	1	9.00	3	0	0	0	0	3.0	4	3	3	0	0	1	4	12.0	0	0	.308
2020	Seattle	0	0	1.93	5	0	0	0	1	4.2	2	1	1	0	0	1	6	11.6	0	0	.125
2021	Atlanta	0	0	81.00	1	0	0	0	0	0.1	3	3	3	1	0	1	1	27.0	1	0	.750
	Gwinnett	0	0	0.00	1	0	0	0	0	1.0	0	0	0	0	0	1	3	27.0	0	0	.000
	Toronto	0	0	6.75	6	0	0	0	0	5.1	8	4	4	2	0	2	5	8.4	1	0	.348
	Buffalo	1	0	3.86	7	0	0	0	0	7.0	5	3	3	2	0	0	8	10.3	0	0	.192
	Dunedin	0	1	0.00	1	0	0	0	0	1.0	1	1	0	0	0	0	2	18.0	1	0	.200
	Charlotte	0	0	2.00	10	0	0	0	3	9.0	4	2	2	0	0	3	15	15.0	1	0	.129
	FCL Blue Jays	0	0	0.00	1	1	0	0	0	1.0	0	0	0	0	0	0	2	18.0	0	0	.000
MINORS TOTALS		23	14	2.35	150	50	1	0	10	357.1	211	113	93	8	11	164	455	11.5	29	2	.169
MLB TOTALS		9	8	3.77	206	0	0	0	3	187.1	108	82	78	18	5	104	248	12.0	19	1	.169

2016 POSTSEASON

RD.	CLUB, OPP.	W	L	ERA	G	GS	CG	SHO	SV	IP	H	R	ER	HR	HB	BB	SO	SO/9	WP	BK	BAA
NLDS	CHI vs. SF	0	0	0.00	2	0	0	0	0	2.0	1	0	0	0	0	0	0	0	0	0	.143
NLCS	CHI vs. LAD	0	0	0.00	3	0	0	0	0	1.2	0	0	0	0	0	2	2	10.8	0	0	.000
WS	CHI vs. CLE	0	1	6.75	5	0	0	0	0	2.2	4	2	2	0	0	2	2	6.8	1	0	.364
TOTALS		0	1	2.84	10	0	0	0	0	6.1	5	2	2	0	0	4	4	5.7	1	0	.169

2017 POSTSEASON

RD.	CLUB, OPP.	W	L	ERA	G	GS	CG	SHO	SV	IP	H	R	ER	HR	HB	BB	SO	SO/9	WP	BK	BAA
NLDS	CHI vs. WAS	1	1	23.14	5	0	0	0	0	2.1	2	6	6	1	0	4	4	15.4	1	0	.222
NLCS	CHI vs. LAD	0	0	0.00	2	0	0	0	0	2.1	0	0	0	0	0	2	4	15.4	0	0	.000
TOTALS		0	1	11.58	7	0	0	0	0	4.2	2	6	6	1	0	6	8	15.4	1	0	.111

CAREER

Right-handed pitcher joins the Nationals as a non-roster invite to 2022 Spring Training...Pitched for Toronto and Atlanta in 2021 in a total of seven games at the Major League level...Edwards Jr. has made an Opening Day Roster every year since 2017... Was a member of the Chicago Cubs World Series Roster in 2016...Pitched the first two outs of the decisive 10th inning of Game 7 before Mike Montgomery got the final out...Since he debuted in 2015, Edwards ranks third among relievers with a .166 (108-for-650) average against him...Only Josh Hader (.141) and Craig Kimbrel (.163) have held opponents to a lower average in that time.

AWARDS AND HONORS

- 2016 World Series Champion (CHI)
- 2016 Chicago's No. 13 prospect, per *Baseball America*
- 2015 SiriusXM All-Star Futures Game
- 2015 Chicago's No. 5 prospect, per *Baseball America*
- 2014 Arizona Fall League All-Star
- 2014 Chicago's No. 3 prospect, per *Baseball America*
- 2013 *Baseball America* Minor League All-Star
- 2013 South Atlantic League Mid-Season All-Star
- 2013 Chicago's No. 14 prospect, per *Baseball America*

2021

Appeared in seven games between Atlanta and Toronto posting a 11.12 ERA (7 ER/5.2 IP)...Pitched in one game with Triple-A Gwinnett before making lone appearance with Atlanta on May 7...Was optioned by Atlanta on May 10 and elected free agency...Signed by Toronto on May 14...Made Blue Jays debut on June 2 posting a 6.75 ERA (4 ER/5.1 IP) in six games with Toronto...Placed on the 10-day Injured List on June 16 and on the 60-day Injured List on June 17...Pitched in rehab assignments with FCL Blue Jays, Low-A Dunedin Blue Jays and Triple-A Buffalo Bisons...Released by Toronto on Aug. 29...Signed by Chicago (AL) on August 31...Pitched 10 games with Triple-A Charlotte allowing two runs on four hits in 9.0 innings of work...**2021 Pitch Mix:** 4-Seam Fastball (62.2%) Curveball (36.9%) Cutter (0.9%).

2020

Made Seattle's Opening Day roster and pitched five games...Struck out six batters posting a 1.93 ERA (1 ER/4.2 IP)

2019

Went 1-1 with an 8.37 ERA (16 ER/17.0 IP) in 22 relief appearances between Chicago (NL) and San Diego...Limited opponent hitters to a .190 (12-for-63) average...Right handed batters hit .222 (4-for-18) and lefties hit .178 (8-for-45)...Made the Cubs Opening Day roster before being optioned to Triple-A Iowa from April 5- May 6.

2018

Posted a career-low 2.60 ERA (15 ER/52.0 IP) in 58 games, including 46 scoreless appearances...Held opposing batters to a .190 (36-for-189) batting average and finished 11th among NL relievers with a 11.60 SO/9.0 IP rate...Had a 15.0-scoreless inning streak from April 5 - May 8, a career-long, striking out 27 batters in 14 outings over that span.

2017

Completed his first full season in the Majors and led NL relievers with a .134 opponents' batting average...Finished the year 5-4 with a 2.98 ERA (22 ER/66.1 IP) over 73 games with 94 strikeouts and a 1.01 WHIP...Led all Major League relievers with 3.93 hits allowed per 9.0 innings...Marked the best single-season mark for a Cubs reliever in franchise history, surpassing Carlos Marmol's 4.12 hits allowed per 9.0 innings in 2008...Held opponents scoreless in 62 of 73 appearances...Limited opponents to a .503 OPS, 4th-best among National League relievers...Earned his first career win on April 21 at Cincinnati...Pitched in seven postseason games, including four scoreless 1.0-inning outings.

2016

Began the season with Triple-A Iowa and went 1-1 with a save and a 4.26 ERA (12 ER/25.1 IP) in 24 games...Was recalled on May 11 as the 26th man of a doubleheader...Was recalled again on June 20, and remained with the club for the remainder of theseason...Finished with a 3.75 ERA (15 ER/36.0 IP) and a .123 opponents' batting average in 36 appearances with Chicago (NL)...Led NL pitchers (min. 30.0 IP) in swing-and-miss percentage (39.5 percent), opponents' average (.123) and hits per 9.0 innings (3.75)...Opponents batted .114 (4-for-35) with runners in scoring position...Struck out a career-high 5 batters on July 31 vs. Seattle...Recorded his first career save on Sept. 1 vs. San Francisco...Saw his first Postseason experience, pitching in eight games en route to the Cubs World Series victory over Cleveland, posting a 2.84 ERA (2 ER/6.1 IP) with 4 strikeouts.

2015

Made his Major League debut with the Cubs on Sept. 7 at St. Louis...Posted a 3.86 ERA (2 ER/4.2 IP) in 5 relief appearances with the Cubs...Spent most of the season in the minors, going a combined 5-3 with a 2.77 ERA (17 ER/55.1 IP) in 36 relief appearances between Double-A Tennessee and Triple-A Iowa.

2014

Posted a 2.35 ERA (14 ER/53.2 IP) in 10 starts between Double-A Tennessee and AZL Cubs...missed over 3 months with a right shoulder strain (April 25-August 2)...Named an Arizona Fall League All-Star after posting a 1.80 ERA in 6 starts with Mesa.

2013

Split the campaign between Single-A Hickory and High-A Daytona, going a combined 8-2 with a 1.86 ERA (24 ER/116.1 IP) over 24 starts (18 in Hickory, 8 in Daytona) recording 155 strikeouts...Acquired by Chicago (NL) on July 22 as part of a 5-player trade that sent RHP Matt Garza to the Cubs...Named a South Atlantic League Mid-Season All-Star with Hickory prior to the trade, and earned postseason honors as the MiLB.com Best Starting Pitcher in the Florida State League and a Baseball America Minor League All-Star.

2012

Made his pro debut with the AZL Rangers, going 3-0 and throwing 20.0 scoreless innings in 4 games (3 starts) and 25 strikeouts...was promoted to Short-A Spokane, where he finished the season 2-3 with a 2.11 ERA (11 ER/47.0 IP) and 60 strikeouts in 10 starts.

PERSONAL

Carl Fleming Edwards Jr....Resides in Prosperity, S.C. with his wife, Anquinette, and two children, Ava and Carl III...Committed to play baseball at Charleston Southern University, but elected to sign with the Texas Rangers after being selected in the 48th round of the 2011 First-Year Player Draft.

EDWARDS JR.	CAREER TRANSACTIONS	SIGNED BY
	<p>2011Selected by TEX in 48th round of the 2011 First-Year Player Draft</p> <p>2013Acquired by CHI along with INF Mike Olt, RHP Neil Ramirez and RHP Justin Grimm in exchange for RHP Matt Garza, July 22</p> <p>2019Acquired by SDP in exchange for LHP Brad Weick on July 31</p> <p>2019Signed with SEA as a free agent, Dec. 4</p> <p>2021Signed with ATL as a free agent, Jan. 28</p> <p>2021Signed with TOR as a free agent, May 14</p> <p>2021Signed with CWS as a free agent, Aug. 31</p> <p>2022Signed with Washington as a free agent, Feb. 24.</p>	<p>Chris Kemp (Rangers)</p>

ALCIDES ESCOBAR

3



@alcidesescobar2

@alcidesescobar2

INF

BORN / 2022 OPENING DAY AGE

12/16/86 La Sabana, VEN / 35

BATS / THROWS

Right / Right

MLB SERVICE

10.003

HEIGHT / WEIGHT

6'1" / 205

ACQUIRED

Acquired from Kansas City in exchange for cash considerations, July 3.

ESCOBAR CAREER RECORD / UPDATED STATS

YEAR	CLUB	AVG	G	AB	R	H	TB	2B	3B	HR	RBI	SH	SF	HP	BB	SO	SB	CS	OBP	SLG	OPS	F	
2004	Helena	.281	68	231	38	65	79	8	0	2	24	6	1	4	20	44	20	9	.348	.342	.690	0	
2005	West Virginia	.271	127	520	80	141	188	25	8	2	36	11	4	7	20	90	30	13	.305	.362	.667	41	
2006	Brevard County	.257	87	350	47	90	107	9	1	2	33	7	7	3	19	56	28	8	.296	.306	.602	21	
2007	Brevard County	.325	63	268	37	87	101	8	3	0	25	2	3	3	7	35	18	10	.345	.377	.722	16	
	Huntsville	.283	62	226	27	64	80	5	4	1	28	6	2	0	11	36	4	3	.314	.354	.668	5	
2008	Huntsville	.328	131	546	95	179	237	24	5	8	76	10	7	3	31	82	34	8	.363	.434	.797	20	
	Milwaukee	.500	9	4	2	2	0	0	0	0	0	0	0	0	1	0	0	.500	.500	1.000	0		
2009	Nashville	.298	109	430	76	128	176	24	6	4	34	19	1	5	32	65	42	10	.353	.409	.762	16	
	Milwaukee	.304	38	125	20	38	46	3	1	1	11	2	1	2	4	18	4	2	.333	.368	.701	6	
2010	Milwaukee	.235	145	506	57	119	165	14	10	4	41	4	4	3	3	36	70	10	4	.288	.326	.614	20
2011	Kansas City	.254	158	548	69	139	188	21	8	4	46	18	3	4	25	73	26	9	.290	.343	.633	15	
2012	Kansas City	.293	155	605	68	177	236	30	7	5	52	8	0	8	27	100	35	5	.331	.390	.721	19	
2013	Kansas City	.234	158	607	57	142	182	20	4	4	52	9	4	3	19	84	22	0	.259	.300	.559	13	
2014	Kansas City	.285	162	579	74	165	218	34	5	3	50	8	4	6	23	83	31	6	.317	.377	.694	16	
2015	Kansas City	.257	148	612	76	157	196	20	5	3	47	11	5	8	26	75	17	5	.293	.320	.613	13	
2016	Kansas City	.261	162	637	57	166	223	24	6	7	55	10	5	3	27	96	17	4	.292	.350	.642	14	
2017	Kansas City	.250	162	599	71	150	214	36	5	6	54	7	4	4	15	102	4	7	.272	.357	.629	15	
2018	Kansas City	.231	140	485	54	112	152	22	3	4	34	8	4	5	29	74	8	2	.279	.313	.592	13	
2019	Charlotte	.286	96	367	52	105	163	28	0	10	70	0	4	2	32	64	6	2	.343	.444	.787	11	
2020	Yakult (JPL)	.273	104	377	27	103	124	14	2	1	30	1	2	9	13	52	6	7	.312	.329	.641	9	
2021	Omaha	.274	35	124	23	34	56	7	0	5	16	1	1	1	6	29	2	0	.311	.452	.762	3	
	Washington	.288	75	319	53	92	129	21	2	4	28	2	2	9	17	56	3	0	.340	.404	.744	7	
MINORS TOTALS		.292	778	3062	475	893	1187	138	27	34	342	62	30	28	178	501	184	63	.333	.388	.721	30	
MLB TOTALS		.259	1512	5626	658	1459	1951	245	56	45	470	87	35	55	248	832	177	44	.295	.347	.642	151	
JAPAN LEAGUE TOTALS		.273	104	377	27	103	124	14	2	1	30	1	2	9	13	52	6	7	.312	.329	.641	9	

2014 POSTSEASON

RD.	CLUB	OPP	AVG	G	AB	R	H	TB	2B	3B	HR	RBI	SH	SF	HP	BB	SO	SB	CS	OBP	SLG	OPS	E
ALWC	KC vs. OAK		.500	1	4	1	2	2	0	0	0	0	2	0	0	0	0	1	0	.500	.500	1.000	0
ALDS	KC vs. LAA		.214	3	14	1	3	4	1	0	0	1	1	0	0	5	0	0	.214	.286	.500	0	
ALCS	KC vs. BAL		.278	4	18	3	5	9	1	0	1	2	0	0	0	1	1	0	.316	.500	.816	0	
WS	KC vs. SFG		.310	7	29	3	9	12	3	0	0	2	1	0	0	5	0	1	.310	.414	.724	1	
TOTALS			.292	15	70	8	19	27	5	0	1	5	4	0	0	1	11	1	1	.303	.415	.718	1

2015 POSTSEASON

RD.	CLUB	OPP	AVG	G	AB	R	H	TB	2B	3B	HR	RBI	SH	SF	HP	BB	SO	SB	CS	OBP	SLG	OPS	E
ALDS	KC vs. HOU		.286	5	21	3	6	9	1	1	0	0	1	0	1	0	4	0	0	.318	.429	.747	0
ALCS	KC vs. TOR		.478	6	23	6	11	15	2	1	0	5	0	2	2	0	2	0	0	.481	.652	1.134	0
WS	KC vs. NYM		.231	5	26	4	6	12	1	1	1	4	1	0	0	4	1	0	.231	.462	.692	0	
TOTALS			.329	16	70	13	23	36	4	3	1	9	2	2	3	0	10	1	0	.329	.514	.861	0

ALL-STAR GAME RECORD

YEAR	CLUB	SITE	AVG	G	AB	R	H	TB	2B	3B	HR	RBI	SH	SF	HP	BB	SO	SB	CS	OBP	SLG	OPS	E
2015	AL	at CIN	.500	1	2	0	1	1	0	0	0	0	0	0	0	0	0	0	0	.500	.500	1.000	0
TOTALS			.500	1	2	0	1	1	0	0	0	0	0	0	0	0	0	0	0	.500	.500	1.000	0

2019 POSTSEASON NATIONALS PARK NATIONALS IN THE COMMUNITY FRONT OFFICE NATIONALS & OWNERSHIP EXECUTIVES MANAGER & COACHING STAFF PLAYERS 2021 IN REVIEW HISTORY & RECORDS SCOUTING, RESEARCH & PLAYER DEV. MEDIA

CAREER

Veteran shortstop returns to the Nationals in 2022 after joining the club on July 3, 2021...Returned to the Major Leagues for the first time since 2018...Is a World Series Champion (2015), All-Star (2015) and Gold Glove winner (2015)...Spent the majority of his Major League career with the Kansas City Royals...Played in all 162 games three times (2014, 2015, 2017)...Started a Kansas City record 421 consecutive games from Sept. 26, 2015 to July 7, 2018... That streak was snapped by Whit Merrifield in 2021... The first 407 were at shortstop, the longest streak since Cal Ripken, Jr. started in 2,216 straight at shortstop from 1982-96...Enters 2022 with 56 career triples, third-most among active players...Was *Baseball America's* No. 12 prospect overall in 2010 and No. 19 prospect in 2009...Was Milwaukee's top prospect those same years...Signed with Milwaukee as a non-drafted free agent on July 9, 2003.

2021

Joined Washington on July 3 in a trade from the Kansas City Royals...From that point Escobar ranked on the Nationals in doubles (1st, 21), hits (1st, 92), and batting average with RISP (2nd, .379)...His 92 hits ranked sixth in the National League, his 21 doubles were sixth and his .379 average with RISP ranked sixth since July 3...Hit .288 with 21 doubles, two triples, four homers, 28 RBI, 17 walks, three stolen bases and 53 runs scored in 75 games...Played in 75 of Washington's 82 games after joining the club...Reached base safely in 18 straight games to finish the 2021 season...It was the third-longest streak of his career and his longest on-base streak since Aug. 23-Sept. 13, 2016 (20 G)...He hit safely in 16 of the 18 games, going 28-for-81 (.346) with seven doubles, two homers, 10 RBI, seven walks, one stolen base and 12 runs scored...On July 18 vs. San Diego, clubbed his first homer as a National in the eighth inning and then plated the game-winning run with a walk-off single in the ninth...It was his sixth career walk-off hit...Joined the Nationals after hitting .274 with seven doubles, five homers, 16 RBI, six walks, two stolen bases and 23 runs scored in 35 games for Triple-A Omaha in Kansas City's Minor League system.

2020

Spent the season with the Yakult Swallows of the Japan Central League where he hit .273 with 14 doubles, two triples, one homer, 30 RBI, 13 walks, six stolen bases and 27 runs scored in 104 games.

2019

Hit .286 with 28 doubles, 10 homers, 70 RBI, 32 walks, six stolen bases and 52 runs scored in 96 games with Triple-A Charlotte in Chicago's (AL) Minor League system...Spent Spring Training with Baltimore.

2018

In his final Major League season with the Royals, hit .231 with 22 doubles, three triples, four homers, 34 RBI, 29 walks, eight stolen bases and 54 runs scored in 140 games...Hit his first career walk-off home run on May 29 vs. Minnesota, a solo homer off Taylor Rogers in the 14th inning.

2017

Started all 162 games for the second consecutive season, all at shortstop...Was one of two (CIN Joey Votto) players in the majors to start every game...Became the first player to start 162 games in consecutive seasons since Milwaukee's Prince Fielder from 2011-13...Ranked fourth among MLB shortstops and set a franchise record with 36 doubles.

2016

Made 162 starts for the second time in his career (2014)...Was one of two players (BAL Jonathan Schoop) to start all 162 games...Set career-highs in at-bats (637), home runs (7), and RBI (55)...Six of his seven home runs came in his last 186 at-bat.



AWARDS AND HONORS

- 2015..... World Series Champion (KCR)
- 2015..... ALCS Most Valuable Player
- 2015..... Rawlings Gold Glove (AL SS)
- 2015..... American League All Star at CIN
- 2014..... Rawlings Gold Glove Finalist (AL SS)
- 2013..... Rawlings Gold Glove Finalist (AL SS)
- 2010..... Milwaukee's No. 1 prospect, per *Baseball America*
- 2009..... Pacific Coast League All-Star (post-season)
- 2009..... SiriusXM All-Star Futures Game at STL
- 2009..... Pacific Coast League All-Star (mid-season)
- 2009..... Milwaukee's No. 1 prospect, per *Baseball America*
- 2008..... Milwaukee's co-Minor League Player of the Year
- 2008..... *Baseball America* Minor League All-Star
- 2008..... Southern League League All-Star (post-season)
- 2008..... Southern League Player of the Week (Aug. 11)
- 2008..... Southern League Player of the Week (July 14)
- 2008..... Southern League League All-Star (mid-season)
- 2008..... Milwaukee's No. 3 prospect, per *Baseball America*
- 2007..... SiriusXM All-Star Futures Game at SFG
- 2007..... Southern League All-Star (mid-season)
- 2007..... Milwaukee's No. 9 prospect, per *Baseball America*
- 2006..... Milwaukee's No. 6 prospect, per *Baseball America*
- 2005..... South Atlantic League All-Star (mid-season)
- 2005..... Milwaukee's No. 25 prospect, per *Baseball America*

2015

Won the 2015 World Series, named ALCS MVP, an American League All-Star and earned his first Rawlings Gold Glove, becoming the first Royals shortstop to receive the honor...Named a co-winner of the Joe Burke Special Achievement Award by the Kansas City Chapter of the BBWAA...Named an All-Star for the first time and was the starting shortstop for the AL in Cincinnati...Hit two leadoff home runs on the first pitch of the game: May 2 at Detroit off of RHP Anibal Sanchez and May 29 at Chicago (NL) off of RHP Jake Arrieta...Led off each of the first four ALCS games of the series with a hit, setting a postseason record...Set a franchise record, hitting in 15-straight postseason games, from Game 2 of the ALDS to Game 5 of the World Series...His hitting streak was the longest in a single postseason and two shy of the Major League record (17), held by Manny Ramirez (2003-04), Derek Jeter (1998-99), and Hank Bauer (1956-58)...Also set the Royals postseason record with 23 hits overall, finishing three hits shy of the Major League record (26) held by Pablo Sandoval (2012)...Led off Game 1 of the World Series with the 12th inside-the-park home run in World Series history, and first since Oct. , 12, 1929...First inside-the-park home run to start a World Series game since 1903.

2014

Became the first Royal ever to make 162 starts in a single season...Became the first player to start all 162 games at shortstop since Jimmy Rollins did in 2007...Ranked fourth among AL shortstops in doubles...Stole 31 bases, tied for fifth-most in the AL...Homered in Game 1 of the ALCS at Baltimore...Doubled in the go-ahead run in the ninth inning of Game 2 of the ALCS.

2013

Recorded 22 stolen bases in 22 chances, the most in a single season by a Royal without being caught...Named a finalist for the Rawlings Gold Glove.

2012

Earned the Joe Burke Special Achievement Award by the Kansas City Chapter of the BBWAA...Set then-career-highs in batting average (.293), hits (177), stolen bases (35), and slugging percentage (.390)...His .293 average was second-best among Major League shortstops, trailing only Derek Jeter (.303)...His 177 hits were the most by a Royals shortstop in club history.

2011

Tied for the Major League lead with 158 games played at shortstop, while leading the majors in assists (459), total chances (745), and putouts (271).

2010

Recorded 10 triples, establishing a new Milwaukee franchise rookie record.

2009

Hit his first Major League home run on Aug. 23 at Washington (Stammen)...Named a Topps Triple-A All-Star...Named a Pacific Coast League Mid-Season All-Star...Named to the SiriusXM All-Star Futures Game as part of the World Team...Following the season, played for Lara of the Venezuelan Winter League...Won the VZL batting league title after hitting .393 (68-for-173) with two home runs, 19 RBI, and 16 stolen bases in 45 games.

2008

Made his Major League debut on Sept. 3 vs. New York (NL), entering the game in the top of the ninth inning as a defensive replacement at shortstop...Singled in his first at-bat later in the bottom half of the ninth inning off of LHP Scott Schoeneweis for his first career hit...Named the Brewers co-Minor League Player of the Year (Mat Game)...Named a Southern League Mid-Season and Postseason All-Star...Named a Topps Double-A All-Star.

2007

Named a Florida State League Mid-Season All-Star...Named to the SiriusXM All-Star Futures Game as part of the World Team.

2006

Hit .257 with nine doubles, one triple, two homers and 33 RBI in 87 games with Single-A Brevard County.

2005

Named a South Atlantic League Mid-Season All-Star...Rated as "Best Defensive Infielder" in the organization by *Baseball America*.

2004

Spent his first professional season with Rookie-level Helena...His 20 stolen bases ranked fourth in the Pioneer League.

PERSONAL

Alcides (al-SEE-dees) Escobar...Is married to wife, Francys...They have one son, Massimiliano...Cousins with Ronald Acuna, Jr. and former Major League pitcher Kelvin Escobar...Played in the Major League All-Stars Tour of Japan in November 2014.

CAREER TRANSACTIONS

2003.....Signed with MIL as a non-drafted free agent, July 9.
2010.....Acquired by KCR along with OF Lorenzo Cain, RHP Jeremy Jeffress and RHP Jake Odorizzi from the Milwaukee Brewers in exchange for RHP Zack Greinke, SS Yunesky Betancourt, and cash considerations, Dec. 19.
2019.....Signed with BAL as a free agent, Feb. 16.
2019.....Signed with CWS as a free agent, March 22.
2019.....Signed with the Tokyo Yakult Swallows, Oct. 30.
2021.....Signed with KCR as a free agent, May 4.
2021.....Acquired by Washington in exchange for cash considerations, July 3.
2021.....Signed a one-year contract with Washington, Oct. 5.

SIGNED BY

Epy Guerrero (Brewers)

CAREER FIELDING

YEAR / POS.	PCT.	G	PO	A	E	TC	DP
2021 / SS	.969	61	97	121	7	225	23
2021 / 2B	1.000	17	27	39	0	66	10
CAREER / SS	.976	1447	2047	3829	147	6023	810
CAREER / 3B	.963	29	25	53	3	81	7
CAREER / 2B	1.000	20	32	45	0	66	10
CAREER / OF	.952	11	20	0	1	21	0

CAREER BESTS

SINGLE-GAME HITS.....4, 10x, last: 9/15/21 vs. MIA
 SINGLE-GAME RBI.....4, 3x, last: 5/11/18 at CLE
 HITTING STREAK.....17 games, 9/20/14-4/15/15
 MULTI-HR GAMES (1).....7/14/12 vs. CWS (2)
 CAREER GRAND SLAMS (1).....5/11/14 at SEA (Elías)
 CAREER PINCH HOMERS (1).....5/15/10 vs. PHI (Blanton)
 CAREER WALK-OFF HOMERS (1).....5/29/18 vs. MIN (Rogers)

PAOLO ESPINO 30



@paoloespino

@PaoloEspino10

RHP

BORN / 2022 OPENING DAY AGE 1/10/87 Panama City, PAN / 35
BATS / THROWS Right / Right

MLB SERVICE 1.075
HEIGHT / WEIGHT 5'10" / 211

ACQUIRED
 Signed as a Minor League free agent, Oct. 27, 2020.

SCHOOL
 IMG Academy (Fla.)

ESPINO CAREER RECORD / UPDATED STATS BASEBALL REFERENCE

YFAR	CLUB	W	L	FRA	G	GS	CG	SHO	SV	IP	H	R	ER	HR	HB	BB	SO	SO/9	WP	BK	BAA
2007	Lake County	4	5	3.66	33	13	0	0	0	108.1	95	53	44	20	5	31	116	9.6	5	0	.231
2008	Kinston	0	2	8.49	7	6	0	0	0	29.2	39	31	28	5	5	11	20	6.1	1	0	.312
	Lake County	2	0	3.16	19	0	0	0	1	37.0	35	13	13	4	1	12	48	11.7	2	0	.252
2009	Akron	0	1	3.00	1	0	0	0	0	3.0	2	2	1	1	0	0	2	6.0	0	0	.167
	Lake County	2	1	6.75	5	2	0	0	0	13.1	19	10	10	1	3	2	14	9.5	0	0	.339
	Kinston	9	6	2.59	22	21	0	0	1	118.1	89	41	34	9	8	34	101	7.7	3	0	.206
2010	Akron	9	4	4.00	21	15	0	0	0	101.1	95	49	45	13	7	35	92	8.2	6	1	.245
	Columbus	3	3	5.62	7	7	0	0	0	41.2	43	26	26	7	2	12	32	6.9	2	0	.259
2011	Akron	6	0	2.44	22	5	0	0	1	81.0	66	22	22	8	3	18	78	8.7	4	0	.224
	Columbus	2	1	3.43	12	5	0	0	0	39.1	35	16	15	3	1	7	41	9.4	2	0	.291
2012	Columbus	0	1	6.75	2	2	0	0	0	6.2	10	8	5	2	1	4	5	6.8	1	0	.333
	Akron	7	3	3.09	22	20	0	0	0	116.1	116	42	40	7	4	34	106	8.2	3	0	.265
2013	Akron	2	5	5.35	15	13	0	0	0	79.0	90	52	47	10	5	27	73	8.3	1	1	.283
	Columbus	4	6	3.92	17	8	0	0	0	62.0	66	30	27	6	3	17	68	9.9	0	1	.269
2014	Harrisburg	6	5	3.98	24	16	0	0	0	113.0	98	52	50	12	11	23	112	8.9	1	0	.229
	Syracuse	0	0	1.35	1	1	0	0	0	6.2	2	1	1	0	0	1	4	5.4	0	0	.091
2015	Harrisburg	0	3	4.26	8	7	1	0	0	38.0	35	18	18	3	0	11	32	7.6	1	0	.245
	Syracuse	8	6	3.21	20	19	0	0	0	117.2	116	47	42	13	4	19	88	6.7	1	0	.260
2016	Syracuse	8	11	3.30	26	24	1	0	0	152.2	146	60	56	13	6	29	133	7.8	4	0	.248
2017	Colorado Springs	4	2	4.52	16	14	0	0	0	75.2	86	40	38	12	1	14	73	8.7	1	0	.285
	Milwaukee	0	0	6.11	6	2	0	0	0	17.2	17	13	12	5	3	8	13	6.6	0	0	.243
	Round Rock	1	0	3.00	1	0	0	0	0	3.0	1	1	1	0	0	1	4	12.0	0	0	.111
	Texas	0	0	5.68	6	0	0	0	0	6.1	6	4	4	2	0	2	7	9.9	0	0	.240
2018	Round Rock	0	0	15.00	3	0	0	0	0	6.0	10	11	10	2	0	4	6	9.0	1	0	.370
	Colorado Springs	4	5	4.83	19	10	0	0	0	54.0	62	31	29	7	3	22	52	8.7	0	0	.292
2019	Fresno	8	4	5.65	17	17	0	0	0	92.1	97	61	58	15	5	24	93	9.1	1	0	.266
	GCL Nationals	0	0	4.15	2	0	0	0	0	4.1	4	2	2	0	0	1	9	18.7	0	0	.250
2020	Washington	0	0	4.50	2	1	0	0	0	6.0	8	3	3	1	0	2	7	10.5	0	0	.320
2021	Washington	5	5	4.27	35	19	0	0	1	109.2	108	53	52	19	1	25	92	7.6	1	0	.256
MINORS TOTALS		89	74	3.97	342	225	2	0	3	1500.1	1457	719	662	173	78	393	1402	8.4	40	3	.253
MLB TOTALS		5	5	4.58	49	22	0	0	1	139.2	139	73	71	27	4	37	119	7.7	1	0	.256

CAREER

Right-hander enters the 2022 season on the heels of his first full Major League campaign in 2021...He spent the 2020 season on the heels of his first full Major League campaign in 2021...He spent the 2020 season mainly at Washington's Alternate Training Site and the 2019 season with Triple-A Fresno...Was also in Washington's system from 2014-16...Appeared in 12 Major League games between Milwaukee and Texas in 2017.

2021

In his first full Major League season, Espino provided stability to Washington's pitching staff, both as a starter and a reliever...He went 0-1 with one save and a 3.42 ERA in 16 relief appearances...He struck out 20 batters, walked four and opponents hit .198 (18-for-91) against him...In six relief outings from April 24 to May 14, Espino retired 25 straight batters, a Nationals record (2005-pres.) for a reliever...Combined with the final four outs of his start on April 18 vs. Arizona, he retired 29 straight batters...He joined the rotation on June 16 and in his next seven starts, went 3-0 with a 2.70 ERA with 23 strikeouts and six walks across 33.1 innings pitched...All told, Espino went 5-4 with a 4.50 ERA in 19 starts for the Nationals...Earned his first career win on June 16 vs. Pittsburgh...Recorded first career save on June 23 at Philadelphia...On July 30 - trade deadline day - Espino was called upon to make the start in place of Jon Lester, who was traded at 3:55 p.m. ET...Espino allowed one earned run on four hits with six strikeouts in 5.1 innings of work to earn the win in Washington's 4-3 win over the Chicago Cubs...**2021 Pitch Mix:** 4-Seam (55.2%) Curveball (24.2%) Slider (16.4%) Changeup (4.1%)

AWARDS AND HONORS

- 2011 International League Pitcher of the Week (Aug. 29)
- 2010 International League Pitcher of the Week (Aug. 16)
- 2010 Eastern League All-Star (mid-season)
- 2009 Carolina League Pitcher of the Week (Aug. 17)

2020

Opened the season at the Alternate Training Site...Made the start on Sept. 22 vs. Philadelphia (4.0 IP, 7 H, 3 ER, 4 SO)...Did not issue a walk...Tossed 2.0 innings of one-hit, scoreless relief on Sept. 27 vs. New York (NL)...Struck out three batters with two walks... Following the season, he went 2-3 with a 3.72 ERA and a .208 opponents' batting average in six starts for Toros Del Este of the Dominican Winter League...**2020 Pitch Mix:** Four Seamer (54.5%), Curve (30.9%), Slider (9.1%), Changeup (5.5%).



2019

His eight wins were tied for sixth-most in Washington's chain...Struck out 102 batters against 25 walks across 96.2 innings between Triple-A Fresno and the GCL Nationals.

2018

Went 4-5 with a 5.85 ERA in 22 games (10 starts) between Triple-A Round Rock and Triple-A Colorado Springs.

2017

Saw his first Major League action, posting no record with a 6.00 ERA in 12 games for Milwaukee and Texas...Had five total stints in the Majors.

2016

Had a 3.30 ERA with Syracuse in the International League, his lowest since 2012...Surpassed 150 innings for a second straight season, the second-highest total of his career (152.2 IP).

2015

Began the season with Double-A Harrisburg before joining Triple-A Syracuse in late May...Went 8-9 with a 3.47 ERA in 28 games (26 starts) between the two stops...His 120 strikeouts ranked third among Nationals farmhands, while his 3.47 ERA ranked seventh.

2014

In his first season in Washington's system, spent most of the year with Double-A Harrisburg before making one start with Triple-A Syracuse...Ranked second among Nationals farmhands and sixth in the Eastern League with 116 strikeouts.

2013

Began the season with Double-A Akron before being promoted to Triple-A Columbus in late May...Went 6-11 with a 4.72 ERA in 32 games (21 starts) between the two clubs.

2012

His 3.29 ERA and 111 strikeouts between Double-A Akron and Triple-A Columbus ranked fourth in Cleveland's organization...Following the season, played for Panama in the World Baseball Classic Qualifiers.

2011

Owned the fourth-best ERA (2.77) amongst Indians farmhands...Named International League Pitcher of the Week on Aug. 29.

2010

Earned Eastern League mid-season All-Star honors...Named International League Pitcher of the Week on Aug. 16

2009

Led the Carolina League in ERA (2.59) and WHIP (1.04) and was tied for fifth in wins (9)...Named Carolina League Pitcher of the Week on Aug. 17.

2008

Went 2-2 with one save and a 5.53 ERA in 26 games (six starts) between Single-A Kinston and Single-A Lake County.

2007

Ranked third among Indians farmhands in strikeouts (116) and ranked fourth in ERA (3.66).

PERSONAL

Paolo Alesandro Espino...Is married to wife, Leslie...They have two children, Alana and Mateo...Born in Panama City, Panama but attended Pendelton High School and IMG Academy in Bradenton, Fla.

ESPINO	CAREER TRANSACTIONS	SIGNED BY
	2006 Selected by CLE in 10th round of the First-Year Player Draft.	Mike Soper (Guardians)
	2013 Signed with CHI as a free agent, Nov. 18.	
	2014 Signed with WSH as a free agent, April 10.	CAREER BESTS
	2016 Signed with MIL as a free agent, Nov. 10.	LONGEST START 6.0, 9/13/21 vs. MIA
	2017 Acquired by TEX in exchange for cash considerations, Aug. 26.	WINNING STREAK None
	2017 Signed with TEX as a free agent, Dec. 21.	MOST SINGLE-GAME K'S 7, 3x, last: 9/19/21 vs. COL
	2018 Signed with MIL as a free agent, May 1.	CAREER 10-K GAMES None
	2019 Signed with Washington as a free agent, Jan. 16.	HOME RUNS HIT None
	2020 Signed with Washington as a free agent, Oct. 27.	

ERICK FEDDE 32

2019 POSTSEASON NATIONALS PARK NATIONALS IN THE COMMUNITY FRONT OFFICE NATIONALS & OWNERSHIP EXECUTIVES MANAGER & COACHING STAFF PLAYERS 2021 IN REVIEW HISTORY & RECORDS SCOUTING, RESEARCH & PLAYER DEV. MEDIA



@erickfedde

@ErickFedde

RHP

BORN / 2022 OPENING DAY AGE 2/25/93 Las Vegas, Nev. / 29 **BATS / THROWS** Right / Right

MLB SERVICE 3.099 **HEIGHT / WEIGHT** 6'4" / 203

ACQUIRED Selected in the first round (No. 18 overall) of the 2014 First-Year Player Draft.

SCHOOL University of Nevada-Las Vegas

FEDDE CAREER RECORD / UPDATED STATS BASEBALL PROSPECTS

YEAR	CLUB	W	L	FRA	G	GS	CG	SHO	SV	IP	H	R	ER	HR	HB	BB	SO	SO/9	WP	BK	BAA
DID NOT PITCH / Injured																					
2014	Auburn	4	1	2.57	8	8	0	0	0	35.0	38	16	10	1	1	8	36	9.3	1	0	.264
	Hagerstown	1	2	4.34	6	6	0	0	0	29.0	24	14	14	1	3	8	23	7.1	2	0	.224
2016	Potomac	6	4	2.85	18	17	0	0	0	91.2	85	35	29	7	4	19	95	9.3	3	0	.244
	Harrisburg	2	1	3.99	5	5	1	0	0	29.1	33	13	13	1	1	10	28	8.6	0	0	.284
2017	Harrisburg	3	3	3.04	17	7	0	0	0	56.1	45	21	19	4	1	18	54	8.6	4	0	.215
	Syracuse	1	2	4.76	12	6	0	0	0	34.0	37	18	18	3	1	5	25	6.6	1	0	.276
	Washington	0	1	9.39	3	3	0	0	0	15.1	25	16	16	5	1	8	15	8.8	0	0	.385
2018	Syracuse	3	3	4.41	13	13	0	0	0	67.1	78	34	33	3	1	18	70	9.4	0	0	.298
	Washington	2	4	5.54	11	11	0	0	0	50.1	55	31	31	8	0	22	46	8.2	0	1	.286
	Harrisburg*	0	1	2.25	1	1	0	0	0	4.0	4	1	1	0	0	2	4	9.0	0	0	.267
2019	Harrisburg	2	0	2.55	5	4	0	0	0	24.2	18	9	7	2	1	5	27	9.9	1	0	.200
	Washington	4	2	4.50	21	12	0	0	0	78.0	81	39	39	11	2	33	41	4.7	1	0	.276
	Fresno	1	1	12.60	2	2	0	0	0	10.0	19	14	14	5	1	4	10	9.0	0	0	.413
2020	Washington	2	4	4.29	11	8	0	0	0	50.1	47	25	24	10	3	22	28	5.0	2	0	.241
2021	Washington	7	9	5.47	29	27	0	0	0	133.1	144	90	81	23	4	48	128	8.6	1	1	.275
	Wilmington*	0	1	3.60	1	1	0	0	0	5.0	5	2	2	0	0	1	3	5.4	0	0	.263
MINORS TOTALS		23	19	3.73	88	70	1	0	0	386.1	386	177	160	27	14	98	375	8.7	12	0	.259
MLB TOTALS		15	20	5.47	75	61	0	0	0	327.1	352	201	191	57	10	133	258	7.1	4	2	.277

* - Rehab Assignment

CAREER BATTING RECORD

YEAR	CLUB	AVG	G	AB	R	H	TB	2B	3B	HR	RBI	SH	SF	HP	BB	SO	SB	CS	OBP	SLG	OPS	E
2021	Washington	.000	29	36	0	0	0	0	0	0	1	5	0	0	1	14	0	0	.026	.000	.026	0
MLB TOTALS		.042	64	71	2	3	3	0	0	0	1	11	0	0	2	28	0	0	.068	.042	.110	0

CAREER

Former first-round pick (No. 18) in the 2014 First-Year Player Draft made his Major League debut in 2017...Has brought stability to the back end of Washington's rotation the last three seasons...Coming up, was often cited by *Baseball America* as having the "Best Slider" in Washington's system and throughout the Minor Leagues along the way.

2021

Set career marks in nearly every category in 2021...Enjoyed success to start the season, going 4-3 with a 2.54 ERA, 48 strikeouts and a .182 opponents' average in nine starts from April 12 to June 18...That included a career-long 21.0 consecutive scoreless innings streak from May 11 to June 23...It was the longest streak by a Nationals pitcher this season and was tied for the seventh-longest streak in MLB...On May 16 at Arizona, he turned in his best career outing to that point, tossing 7.0 innings of three-hit, shutout ball to earn the win...On June 18 vs. New York (NL), he again tossed 7.0 shutout innings, allowing two hits with six strikeouts in Washington's 1-0 win...Struck out a career-high 10 batters on Aug. 24 at Miami...**2021 Pitch Mix:** Sinker (41.4%) Curveball (23.4%) Cutter (23%) Changeup (10.2%) 4-Seam (2%).

2020

Made his first start of the season on July 25 vs. New York (4.0 IP, 4 H, 2 R, ER, BB, 3 SO) filling in for an injured Stephen Strasburg...Earned his first win of the season on Aug. 14 at Baltimore (5.1 IP, 2 H, 3 BB)...Pitched to a 2.50 ERA (5 ER/18.0 IP) with a .182 opp. AVG in his last three starts...Tossed 6.0 innings of one-hit, shutout ball on Sept. 18 at Miami to earn his second win of the season...Tossed a career-high 7.0 innings on Sept. 23 vs. Philadelphia (7.0 IP, 5 H, 3 ER, 2 HR, BB, 5 SO)...Posted a 1.74 ERA (2 ER/10.1 IP) and a .216 opp. AVG in three relief outings...**2020 Pitch Mix:** Sinker (43.9%), Curve (18.4%), Cutter (16.6%), Four Seam (11.6%), Split (9.5%).

AWARDS AND HONORS

- 2019 World Series Champion (WSH)
- 2018 Washington's No. 3 prospect, per *Baseball America*
- 2017 Washington's No. 2 prospect, per *Baseball America*
- 2016 MiLB.com Organization All-Star
- 2016 Washington's No. 4 prospect, per *Baseball America*
- 2015 Washington's No. 4 prospect, per *Baseball America*

2019

Opened the season with Double-A Harrisburg but went on to have four stints with Washington...Spent Major League time as a starter (4-2, 4.48 ERA, 31 SO) and as a reliever (9 G, 4.58 ERA, 17.2 IP, 10 SO)...Began season as a reliever before moving to rotation...Made a career-high 12 Major League starts...Was strong away from Nationals Park, going 1-0 with a 2.17 ERA (7 ER/29.0 IP) in seven road games (5 starts)...Was strong against opposing right-handed batters (.217/.309/.371)...Allowed three earned runs or fewer in nine of his 12 starts...Was 3-0 with a 2.36 ERA in those nine starts.

2018

Began the season with Triple-A Syracuse...Was first recalled from Triple-A on May 23...Made his first Major League start of 2018 that night vs. San Diego (5.2 IP, 6 H, 3 ER, BB, 6 SO)... Recorded his first career win on June 29 at Philadelphia (5.0 IP, 8 H, 5 ER, 3 BB, 3 SO)...Was on the 10-day and then the 60-day disabled list from July 5-Sept. 4 with right shoulder inflammation...Made his best start of the season on Sept. 11 at Philadelphia (5.2 IP, 2 H, 2 BB, 9 SO)...Allowed just one home run in four starts from Sept. 4-23.

2017

Began the season with Double-A Harrisburg before being promoted to Triple-A Syracuse on June 13...Had his contract selected from Syracuse on July 30...Made his MLB debut that day against Colorado (4.0 IP, 10 H, 7 ER, 2 BB, 3 SO)...Struck out Trevor Story for his first MLB strikeout...In his second start, Aug. 6 at Chicago (NL), he struck out seven batters in 5.1 innings of work...Enjoyed four MLB stints with Washington...Placed on the 60-day DL on Sept. 4 with a right forearm flexor strain, ending his 2017 season.

2016

Went 8-5 with a 3.12 ERA in 23 games (22 starts) between Single-A Potomac and Double-A Harrisburg...Ranked second among Nationals farmhands in ERA (3.12) and fourth in strikeouts (123)...Was named Carolina League Pitcher of the Week on July 17...From May 23 to Aug. 5, posted a 0.62 ERA (4 ER/57.2 IP), struck out 60 batters and walked just 10 while posting a 4-1 record over 11 games (10 starts)...Following the season, was cited by *Baseball America* as the No. 9 prospect in the Carolina League and as having the best "Breaking Ball" in the league...Entered the season rated as the No. 82 prospect in all of baseball, according to *Baseball America*...For the second straight season, boasted the "Best Slider" in the organization, per BA.

2015

Made his professional debut...Began the season with short-season Single-A Auburn before being promoted to Single-A Hagerstown...Went 5-3 with a 3.38 ERA in 14 starts between the two stops...Allowed just two home runs all season...Following the season, was rated by *Baseball America* as the No. 4 prospect in the New York-Penn League...Entered the season rated as the No. 90 prospect in all of baseball, according to *Baseball America*.

2014

Sat out the remainder of the season after undergoing Tommy John ligament replacement surgery following the 2014 Draft.

PERSONAL

Erick James Fedde...Attended the University of Nevada-Las Vegas...Was named the 2014 Mountain West Pitcher of the Year and to the All-Mountain West First Team...Named a Louisville Slugger Second-Team All-American by *Collegiate Baseball* and to the midseason Golden Spikes Award watch list...A graduate of Las Vegas High School where he played alongside outfielder Bryce Harper...Was also an all-state soccer player and helped lead LVHS to a soccer state championship in 2009...Was selected by San Diego in the 24th round of the 2011 First-Year Player Draft but chose to attend UNLV.

CAREER TRANSACTIONS

2011 Selected by SDP in 24th round of First-Year Player Draft (did not sign).
2014 Selected by Washington in first round (No. 18) of First-Year Player Draft.

SIGNED BY

Mitch Sokol (Nationals)

CAREER BESTS

LONGEST START 7.0 IP, 3x, last: 6/18/21 vs. NYM
 WINNING STREAK 3 games, 8/5-18/2019
 MOST SINGLE-GAME K'S 10, 8/24/21 at MIA
 CAREER 10-K GAMES (1) 8/24/21 at MIA (10)
 HOME RUNS HIT None



KYLE FINNEGAN 67



Instagram: @KyleFinnegan22

Twitter: @KyleFinnegan22

RHP

BORN / 2022 OPENING DAY AGE **BATS / THROWS**

9/4/91 Detroit, Mich. / 29 Right / Right

MLB SERVICE **HEIGHT / WEIGHT**

2.000 6'2" / 197

ACQUIRED

Signed as a free agent, Dec. 8, 2019.

SCHOOL

Texas State University

FINNEGAN CAREER RECORD / UPDATED STATS

YEAR	CLUB	W	L	ERA	G	GS	CG	SHO	SV	IP	H	R	ER	HR	HB	BB	SO	SO/9	WP	BK	BAA
2013	Vermont	3	3	2.70	11	11	0	0	0	50.0	43	18	15	0	1	12	35	6.3	2	0	.231
	Beloit	1	1	9.82	2	2	0	0	0	7.1	12	8	8	1	0	6	5	6.1	0	0	.375
2014	Beloit	7	9	3.69	23	23	1	1	0	119.2	99	53	49	12	4	52	55	4.1	3	0	.227
	Midland	0	1	11.81	1	1	0	0	0	5.1	10	7	7	3	1	1	6	10.1	1	0	.455
2015	Stockton	9	9	5.44	28	24	0	0	0	127.1	139	83	77	19	2	41	96	6.8	10	0	.275
	Stockton	1	0	3.32	13	0	0	0	1	21.2	19	8	8	1	0	12	28	11.6	3	0	.235
2016	Midland	1	3	2.14	30	0	0	0	6	42.0	31	13	10	3	1	20	41	8.8	1	0	.208
	Midland	1	3	3.19	29	0	0	0	9	36.2	36	13	13	4	1	8	36	8.8	5	0	.254
2017	Nashville	1	1	4.94	17	0	0	0	3	23.2	25	18	13	4	0	17	21	8.0	2	0	.275
	Nashville	0	2	7.13	13	0	0	0	1	17.2	22	16	14	2	0	7	17	8.7	2	0	.297
2018	AZL Athletics	0	0	18.00	2	2	0	0	0	2.0	4	4	4	0	0	1	3	13.5	2	0	.400
	Midland	1	1	2.16	21	0	0	0	13	25.0	18	11	6	0	0	11	28	10.1	1	0	.207
2019	Midland	0	1	1.59	21	0	0	0	9	22.2	16	5	4	0	1	7	36	14.3	4	0	.190
	Las Vegas	3	1	2.89	21	0	0	0	5	28.0	23	10	9	3	0	12	36	11.6	4	0	.228
2020	Washington	1	0	2.92	25	0	0	0	0	24.2	21	10	8	2	1	13	27	9.9	2	0	.226
2021	Washington	5	9	3.55	68	0	0	0	11	66.0	64	39	26	9	2	34	68	9.3	8	0	.251
MINORS TOTALS		28	35	4.03	232	63	1	1	47	529.0	497	267	237	52	11	207	445	7.5	40	0	.249
MLB TOTALS		6	9	3.38	93	0	0	0	11	90.2	85	49	34	11	3	47	95	9.4	8	0	.244

CAREER

Signed with the Nationals in Dec. 2019 after seven seasons in Oakland's system... Is under team control until 2025...Burst onto the Major League scene in 2020, becoming a reliable member of Washington's bullpen...Followed that up in 2021 by being named Washington's Pitcher of the Year by the D.C. media...In 2018 and 2019, combined to go 28-for-30 in save opportunities while posting a 3.49 ERA and 11.3 strikeouts per 9.0 innings (120 SO in 95.1 IP)...He began his career as a starter, but converted to the relief role in 2016.

2021

In his second Major League season, led Washington relievers in games (1st, 68) and strikeouts (1st, 68) and his 11 saves ranked second behind Brad Hand (21)...Became the closer and recorded his first career save on July 29 at Philadelphia...From that point, his 11 saves were tied for sixth in the National League...From July 20 through Sept. 12, Finnegan went 2-4 with nine saves, a 0.74 ERA (2 ER/24.1 IP), 20 strikeouts, 11 walks and a .167 opponents' average...Recorded the fifth immaculate inning in Nationals history (2005-pres.) on May 5 vs. Atlanta...**2021 Pitch Mix:** Sinker (68.4%) Slider (19.4%) Split Finger (12.2%).

2020

Made Washington's Opening Day roster...Led the Nationals bullpen with 25 appearances in his first Major League experience...Offered scoreless relief in 21 of the 25 outings...Tossed more than 1.0 innings in five of the 25...Made his MLB debut, July 25 vs. New York Yankees (1.0 IP, H)...Recorded his first win, Aug. 22 vs. Miami (0.1 IP, SO)...Tossed 2.0 gutsy innings on Sept. 11 vs. Atlanta...Pitched the 10th and 11th innings with a runner on second base without allowing either to score...Capped the 2020 season with a 0.00 ERA (9.1 IP) with 10 strikeouts in his last eight outings...**2020 Pitch Mix:** Sinker (70.2%), Slider (20.8%), Split Finger (8.8%), Four Seamer (0.2%).

2019

Went 3-2 with a 2.31 ERA (13 ER/50.2 IP) in 42 appearances through Triple-A Las Vegas and Double-A Midland...14 saves led Oakland's Minor League system...Opposing batters hit .210 (39-for-186) against him...Posted career marks in strikeouts per 9.0 IP (12.8), SO/BB (3.79), WHIP (1.14) and hits per 9.0 IP (6.9).

2018

Went 14-for-14 in save opportunities while going 1-3 with a 4.84 ERA in 36 games...He struck out 48 batters and surrendered just two home runs.

AWARDS AND HONORS

- 2021..... Washington's Pitcher of the Year (D.C. Media)
- 2019..... Texas League All-Star (mid-season)
- 2017..... Texas League All-Star (mid-season)
- 2015..... California League Pitcher of the Week (May 18)
- 2015..... Oakland's No. 25 prospect, per *Baseball America*
- 2014..... Midwest League All-Star (mid-season)
- 2014..... Oakland's No. 16 prospect, per *Baseball America*

2019 POSTSEASON NATIONALS PARK NATIONALS IN THE COMMUNITY FRONT OFFICE NATIONALS & OWNERSHIP EXECUTIVES MANAGER & COACHING STAFF PLAYERS 2021 IN REVIEW HISTORY & RECORDS SCOUTING, RESEARCH & PLAYER DEV. MEDIA

2017

Advanced to Triple-A for the first time...Went 2-4 with 12 saves and a 3.88 ERA in 46 games between Double-A Midland and Triple-A Nashville.

2016

In his first season in the bullpen, went 2-3 with seven saves and a 2.54 ERA in 43 games between Single-A Stockton and Double-A Midland.

2015

Went 9-9 with a 5.44 ERA in 28 games (24 starts) for Single-A Stockton.

2014

Began the season with Single-A Beloit before joining Double-A Midland...Went 7-10 with a 4.03 ERA in 24 starts between the two stops.

2013

In his first professional season, went 4-4 with a 3.61 ERA in 13 games between Single-A Vermont and Single-A Beloit.

PERSONAL

Kyle Edward Finnegan...Is married to wife, Rachel...They have two daughters, Brayden and Carsen and one son, Cooper...Carsen and Cooper are twins...Graduated from Kingwood (Texas) High School...Attended Texas State University.

FINNEGAN

CAREER TRANSACTIONS

2013 Selected by OAK in sixth round of First-Year Player Draft.
2019 Signed with Washington as a free agent, Dec. 8.

SIGNED BY

Armani Brown (Athletics)



LUCIUS FOX 26



@_legendlu

@_fox24

INF

BORN / 2022 OPENING DAY AGE 7/2/97 Nassau, BAH / 24
BATS / THROWS Switch / Right

MLB SERVICE 0.000
HEIGHT / WEIGHT 6'1" / 192

ACQUIRED
 Claimed off waivers, Nov. 30, 2021.

SCHOOL
 American Heritage (Fla.) High School

FOX CAREER RECORD / UPDATED STATS BASEBALL REFERENCE

YEAR	CLUB	AVG	G	AB	R	H	TR	2B	3B	HR	RBI	SH	SF	HP	BB	SO	SB	CS	OBP	SLG	OPS	F
2016	Augusta	.207	75	285	46	59	79	6	4	2	16	3	2	4	37	76	25	7	.305	.277	.582	32
2017	Bowling Green	.278	77	302	45	84	109	13	3	2	27	2	1	7	33	80	27	10	.362	.361	.722	13
	Charlotte	.235	30	115	19	27	33	3	0	1	12	0	1	3	12	33	3	3	.321	.287	.608	5
2018	Charlotte	.282	89	351	54	99	124	17	1	2	30	2	1	8	42	79	23	7	.371	.353	.724	10
	Montgomery	.221	27	104	14	23	31	3	1	1	9	4	2	2	8	20	6	2	.284	.298	.583	5
2019	Durham	.143	15	42	6	6	8	0	1	0	1	1	0	0	6	15	2	0	.250	.190	.440	0
	Montgomery	.230	104	365	60	84	125	16	8	3	33	1	3	9	53	89	37	11	.340	.342	.682	17
2020	Charlotte																					
	Kansas City																					
2021	ACL Royals Blue	.000	2	4	2	0	0	0	0	0	0	0	0	0	3	3	0	0	.429	.000	.429	0
	ACL Royals Gold	.400	3	10	1	4	8	1	0	1	3	0	0	0	1	3	0	0	.455	.800	1.255	0
	Omaha	.242	57	215	41	52	78	14	0	4	21	1	1	2	33	61	19	2	.347	.363	.709	7
MINORS TOTALS		.244	479	1793	288	438	595	73	18	16	152	14	11	35	228	459	142	42	.339	.332	.671	89

CAREER

Speedy, switch-hitting middle infielder was claimed off waivers in Nov. 2021...Has recorded 142 stolen bases across five Minor League seasons...Was the "Best Defensive Infielder" in the Rays organization according to *Baseball America* in 2018.

2021

Hit .245 and posted a .353 on-base percentage with 15 doubles, five homers, 24 RBI, 37 walks, 19 stolen bases and 43 runs scored in 62 games across three levels of Kansas City's Minor League system...Was claimed by Baltimore on Nov. 19.

2020

Spent the season between Tampa Bay and Kansas City's Alternate Training Site...Was acquired by the Royals on Aug. 27, 2020 in exchange for outfielder Brett Phillips.

2019

Led the Southern League and ranked second among Rays farmhands with 37 stolen bases.

2018

Hit .268 with three homers, 39 RBI and 29 stolen bases in 116 games.

2017

Was Tampa Bay's Minor League Baserunner of the Year.

2016

Stole 25 bases in his first professional season, third-most among Giants Minor Leaguers.

PERSONAL

Lucius Kadeem Fox...Was rated by MLB Pipeline.com as the No. 3 prospect in the 2015 international signing class...Played high school baseball at American Heritage High School in Delray Beach, Florida...Moved back to the Bahamas before signing with the Giants...Is passionate about the growth of baseball in the Bahamas, which has produced seven Major League players...Hosts the "Don't Blink Home Run Derby in Paradise" in the Bahamas during the offseason...The event includes a youth camp...The derby is held on a raised platform on the beach.

AWARDS AND HONORS

- 2021..... Kansas City's No. 22 prospect, per *Baseball America*
- 2020..... Tampa Bay's No. 24 prospect, per *Baseball America*
- 2019..... Southern League All-Star (post-season)
- 2019..... Tampa Bay's No. 22 prospect, per *Baseball America*
- 2018..... Arizona Fall League All-Prospect Team
- 2018..... Arizona Fall League Rising Stars Game
- 2018..... Florida State League All-Star (mid-season)
- 2018..... Tampa Bay's No. 7 prospect, per *Baseball America*
- 2017..... Tampa Bay's Baserunner of the Year
- 2017..... SiriusXM All-Star Futures Game (MIA)
- 2017..... Tampa Bay's No. 16 prospect, per *Baseball America*
- 2016..... San Francisco's No. 4 prospect, per *Baseball America*

CAREER TRANSACTIONS

- 2015..... Signed with SFG as a non-drafted free agent, July 2.
- 2016..... Acquired by TBR with INF Matt Duffy and RHP Michael Santos in exchange for LHP Matt Moore, Aug. 1.
- 2020..... Acquired by KCR in exchange for OF Brett Phillips, Aug. 27.
- 2021..... Claimed off waivers by BAL, Nov. 19.
- 2021..... Claimed off waivers by Washington, Nov. 19.

SIGNED BY

Jose Alou (Giants)

FOX

MAIKEL FRANCO

6

maikelfranco!

@MaikelFranco7

3B

BORN / 2022 OPENING DAY AGE

8/26/92 Azua, DOM / 29

BATS / THROWS

Right / Right

MLB SERVICE

6.132

HEIGHT / WEIGHT

6'1" / 225

ACQUIRED

Signed as a Minor League free agent, Dec. 11, 2021.

SCHOOL

Liceo Azua de Compostela (DOM)

FRANCO CAREER RECORD / UPDATED STATS BASEBALL

YEAR	CLUB	AVG	G	AB	R	H	TR	2B	3B	HR	RBI	SH	SF	HP	BB	SO	SB	CS	OBP	SLG	OPS	F
2010	GCL Phillies	.222	51	194	23	43	64	11	2	2	29	1	2	4	16	46	0	0	.292	.330	.622	10
2011	Lakewood	.123	17	65	6	8	13	2	0	1	6	0	0	1	15	0	0	.149	.200	.349	0	
	Williamsport	.287	54	202	19	58	83	17	1	2	38	0	1	1	25	30	0	0	.367	.411	.778	5
2012	Lakewood	.280	132	503	70	141	221	32	3	14	84	0	6	7	38	80	3	1	.336	.439	.775	16
2013	Clearwater	.299	65	264	42	79	152	23	1	16	52	0	3	2	20	39	0	0	.349	.576	.925	5
	Reading	.339	69	277	47	94	156	13	2	15	51	0	3	2	10	31	1	2	.363	.563	.926	10
2014	Lehigh Valley	.257	133	521	64	134	223	33	4	16	78	0	3	2	30	81	3	1	.299	.428	.727	10
	Philadelphia	.179	16	56	5	10	12	2	0	0	5	0	1	0	1	13	0	0	.190	.214	.404	1
2015	Lehigh Valley	.355	33	141	15	50	76	12	1	4	24	0	2	0	8	25	2	0	.384	.539	.923	2
	Philadelphia	.280	80	304	45	85	151	22	1	14	50	0	1	4	26	52	1	0	.343	.497	.840	1
2016	Philadelphia	.255	152	581	67	148	248	23	1	25	88	0	4	5	40	106	1	1	.306	.427	.733	13
2017	Philadelphia	.230	154	575	66	132	235	29	1	24	76	0	5	2	41	95	0	0	.281	.409	.690	15
2018	Philadelphia	.270	131	433	48	117	202	17	1	22	68	0	3	0	29	62	1	0	.314	.467	.780	15
2019	Lehigh Valley	.175	12	40	5	7	17	2	1	2	6	0	0	1	5	7	0	0	.283	.425	.708	2
	Philadelphia	.234	123	389	48	91	159	17	0	17	56	0	3	0	36	61	0	0	.297	.409	.705	8
2020	Kansas City	.278	60	223	23	62	102	16	0	8	38	0	4	0	16	38	1	0	.321	.457	.778	6
2021	Baltimore	.210	104	377	31	79	134	22	0	11	47	0	3	3	20	67	0	0	.253	.355	.609	8
	FCL Orioles*	.000	1	1	0	0	0	0	0	0	1	0	1	0	1	0	0	0	.333	.000	.333	1
	Gwinnett	.167	10	30	4	5	5	0	0	0	0	0	0	0	5	6	0	0	.286	.167	.452	0
MINORS TOTALS		.277	577	2238	295	619	1010	145	15	72	369	1	21	20	159	360	9	4	.327	.451	.779	61
MLB TOTALS		.246	820	2938	333	724	1243	148	4	121	428	0	24	14	209	494	4	1	.297	.423	.720	76

* - Rehab Assignment

CAREER

Veteran third baseman joined the Nationals on a Minor League contract with an invite to 2022 Major League Spring Training...Hit at least 22 home runs in three consecutive seasons from 2016-18, including a career-high 25 in 2016.

2021

Spent the majority of the season with the Baltimore Orioles...Joined Atlanta's system on Aug. 31, spending the final month of the season with Triple-A Gwinnett.

2020

Led the Royals and ranked third in the American League with 16 doubles...Also led the club with 24 extra-base hits and 38 RBI during the 60-game season...Started all 60 games...His .321 on-base percentage was his highest since he posted a .343 on-base percentage in 2015...His 43 double pace over a 162 game season would've been second most by a Royals third baseman, behind only George Brett's American League-leading and career-high-tying 45 doubles in 1978...His 38 RBI in 60 games put him on pace for 103 RBI in a 162-game season, which would have topped his career high of 88 in 2016.

2019

Ranked second in Major League Baseball with 19 intentional walks...Hit his first career Opening Day home run on March 28 vs. Atlanta...Also homered in the second game of the year, becoming the first Phillie to homer in each of the first two games of the season since Ryan Howard in 2010... Did not strike out in a season-best 38 consecutive plate appearances (March 31-April 10)...Hit his second career walk-off home run on July 14 vs. Washington (Grace)...It was the 100th of his career.

2018

Posted his third-straight 20+ home run season, becoming the first Phillies' third baseman to do this since Scott Rolen (1997-2001)...Was the only Major League player with 20+ home runs and 62 or fewer strikeouts...Hit his first career walk-off home run on Aug. 2 vs. Miami (Barraclough).

AWARDS AND HONORS

- 2015..... National League Rookie of the Month
- 2015..... Philadelphia's No. 3 prospect, per *Baseball America*
- 2014..... MiLB.com Organization All-Star
- 2014..... SiriusXM All-Star Futures Game (MIN)
- 2014..... Philadelphia's No. 1 prospect, per *Baseball America*
- 2013..... Phillies Minor League Player of the Year
- 2013..... MiLB.com Organization All-Star
- 2013..... SiriusXM All-Star Futures Game (NYM)
- 2013..... Florida State League All-Star (mid-season)
- 2013..... Philadelphia's No. 8 prospect, per *Baseball America*
- 2012..... Philadelphia's No. 10 prospect, per *Baseball America*

2019 POSTSEASON NATIONALS PARK FRONT OFFICE NATIONALS IN THE COMMUNITY THE COMMUNITY & OWNERSHIP EXECUTIVES MANAGER & COACHING STAFF PLAYERS 2021 IN REVIEW HISTORY & RECORDS SCOUTING, RESEARCH & PLAYER DEV. MEDIA

2017

Established career highs in games (154), doubles (29), extra-base hits (53), walks (41) and go-ahead RBI (24)...Led the club in home runs and RBI, while also hitting a team-high 12 home runs that either tied the score or gave the Phillies the lead...Hit a pair of grand slams in his first 19 games: April 12 vs. the Mets (Robles) and April 26 vs. Miami (Chen) to become the first player in franchise history to have multiple grand slams before May.

2016

Led the team in RBI (88) and slugging percentage (.429), and tied for the team lead in homers (25) and extrabase hits (49)...Started a career-high 147 games at third base, the most by a Phillie since Pedro Feliz (150) in 2009...Tied for ninth in the National League with 13 game-winning RBI, matching Matt Kemp, Giancarlo Stanton, Joey Votto and Christian Yelich...Homered in a career-best four-straight games (July 3-6), becoming the first Phillie to do so since Ryan Howard (Sept. 19-22, 2012).

2015

Played in 80 games with the Phillies, ranking second among qualifying NL rookies in slugging percentage (.497), fifth in batting average (.280), seventh in doubles (22), tied for seventh in homers (14), eighth in RBI (50) and on-base percentage (.343)...Named National League Rookie of the Month for June, batting .352 (38-for-108) with eight doubles, eight homers and 24 RBI...led all NL players in hits during the month... Became the first Phillie to post consecutive five-RBI contests since 1920 when it became an official stat, June 22-23 at Yankee Stadium...He was the third rookie in Major League history with at least five RBI in back-to-back games, joining Robinson Canó (2005) and Brian Daubach (1999), according to the *Elias Sports Bureau*.

2014

Had his contract selected on Sept. 2 and made his Major League debut that night at Atlanta, recording his first RBI with a sacrifice fly...Collected his first hit on Sept. 5 at Washington, a single off Stephen Strasburg.

2013

Received the Paul Owens Award, recognized as the best player in the Phillies' Minor League system...Split the season between High-A Clearwater and Double-A Reading (AA)...Led all Phillies Minor League players in total bases (308), while finishing tied for second in extra-base hits (70), fourth in hits (173), tied for seventh in home runs (31) and tied for eighth in RBI (103)...Selected to the Florida State League All-Star Game and the SiriusXM All-Star Futures Game at Citi Field.

2012

Spent the year with Single-A Lakewood...Ranked in the South Atlantic League in RBI (4th, 84), hits (5th, 141) and total bases (6th, 221).

2011

Hit .247 with 19 doubles, one triiple, three homers, 44 RBI, 26 walks and 25 runs scored in 71 games between short-season Single-A Williamsport and Single-A Lakewood.

2010

Made his professional debut with the GCL Phillies.

FRANCO	CAREER TRANSACTIONS							
	2010	Signed with PHI as a non-drafted free agent, Jan. 13.						
	2019	Signed with KCR as a free agent, Dec. 27.						
	2021	Signed with BAL as a free agent, March 16.						
	2021	Signed with ATL as a Minor League free agent, Aug. 31.						
	2021	Signed with Washington as a free agent, Dec. 11.						
	SIGNED BY							
	Cobi Perez (Phillies)							
	CAREER FIELDING							
	YEAR / POS.	PCT.	G	PO	A	E	TC	DP
2021 / 3B	.967	99	66	166	8	240	15	
2021 / 1B	1.000	2	3	0	0	3	0	
CAREER / 3B	.958	756	498	1231	76	1805	115	
CAREER / 1B	1.000	15	59	4	0	63	8	
CAREER BESTS								
SINGLE-GAME HITS	4, 7x, last: 6/23/18 at WSH							
SINGLE-GAME RBI	6, 4/7/18 vs. MIA							
HITTING STREAK	12 games, 8/15-8/28/11							
MULTI-HR GAMES (5)	6/22/15 at NYY (2) 4/22/16 at MIL (2) 7/23/18 vs. LAD (2) 7/26/18 at CIN (2) 7/27/20 at DET (2)							
CAREER GRAND SLAMS (4)	8/4/15 vs. LAD (Peralta) 4/12/17 vs. NYM (Robles) 4/26/17 vs. MIA (Chen) 4/7/18 vs. MIA (Peters)							
CAREER PINCH HOMERS (1)	6/4/19 at SDP (Perdomo)							
CAREER WALK-OFF HOMERS (2)	8/2/18 vs. MIA (Barracloough) 7/14/19 vs. WSH (Grace)							



JACE FRY 74

@face_jry

@Jacefry

LHP

BORN / 2022 OPENING DAY AGE 7/9/93 Portland, Ore. / 28
BATS / THROWS Left / Left

MLB SERVICE 3.128
HEIGHT / WEIGHT 6'1" / 209

ACQUIRED
 Signed as a Minor League free agent, March 20, 2022

SCHOOL
 Oregon State University

FRY CAREER RECORD / UPDATED STATS

YEAR	CLUB	W	L	ERA	G	GS	CG	SHO	SV	IP	H	R	ER	HR	HB	BB	SO	SO/9	WP	BK	BAA
2014	Great Falls	1	0	2.79	7	0	0	0	0	9.2	7	3	3	0	0	3	10	9.3	0	0	.206
2015	Winston-Salem	1	8	3.63	10	10	0	0	0	52.0	60	26	21	1	0	17	39	6.8	3	0	.287
2017	Chicago (AL)	0	0	10.80	11	0	0	0	0	6.2	12	8	8	1	0	5	3	4.1	3	0	.387
	Birmingham	2	1	2.78	33	0	0	0	3	45.2	36	14	14	1	1	24	52	10.3	8	0	.217
2018	Chicago (AL)	2	3	4.38	59	1	0	0	4	51.2	37	28	25	4	1	20	70	12.3	5	0	.194
	Charlotte	0	0	1.35	5	0	0	0	0	6.2	3	1	1	1	0	11	14.9	1	0	0	.125
2019	Chicago (AL)	3	4	4.75	68	0	0	0	0	55.0	44	33	29	7	3	43	68	11.1	4	0	.218
2020	Chicago (AL)	0	1	3.66	18	0	0	0	0	19.2	16	9	8	3	0	12	24	11.0	1	0	.225
2021	Chicago (AL)	0	1	10.80	6	0	0	0	0	6.2	10	8	8	1	1	6	3	13.5	2	0	.417
	Charlotte	1	4	2.93	34	1	0	0	2	40.0	22	19	13	3	4	20	60	4.1	7	0	.158
MINORS TOTALS		5	13	3.05	89	11	0	0	5	155.2	128	63	52	6	5	64	172	10.1	19	0	.224
MLB TOTALS		5	9	5.04	162	1	0	0	4	140.1	119	86	78	16	5	86	168	10.9	15	0	.229

CAREER

A veteran of five Major League seasons, Fry joins the Nationals as a non-roster invitee to Major League Spring Training after spending his entire career with the Chicago White Sox...Has a lifetime 5-9 record with a 5.04 ERA in 162 Major League Games... Led the White Sox in appearances in 2018 and 2019.

AWARDS AND HONORS

- 2017..... Arizona Fall League Rising Stars
- 2015..... Chicago's (AL) No. 13 prospect, per *Baseball America*

2021

Started pitching with Triple-A Charlotte on May 27, making 34 appearances with the Knights...Posted a 2.93 ERA (13 ER/40.0 IP) making one start in the Minors...Made first appearance with Chicago (AL) on July 3 and pitched in six games with the White Sox...Posted a 10.80 ERA (8 ER/6.2 IP) in six games...**2021 Pitch Mix:** Sinker (47.8%) Cutter (22.8%) Curveball (16.2%) 4-Seam Fastball (12.5%) Changeup (0.7%).

2020

Appeared in 18 games in his fourth season with the White Sox...Threw 1.0-plus innings in 13 of his 18 outings and struck out at least two batters eight times...Limited opponents to a .225 (16-for-71) average, including a .231 (6-26) mark by left-handers...averaged 10.98 strikeouts and 5.49 walks per 9.0 IP (24 SO/12 BB)...Posted a 0.73 ERA (1 ER/12.1 IP) with 15 strikeouts and a .146 (6-for-41) opponents average in 10 appearances at Guaranteed Rate Field...Retired all four batters he faced with two strikeouts in his season debut on Opening Day (July 24) vs. Minnesota...Threw 10.2 consecutive scoreless innings over 11 games from Aug. 6 - Sept.19, the second-longest streak of his career...Held opponents to a .171 (6-for-35) opponents average during that span...Struck out at least two batters in three straight appearances from Aug. 15-21...Matched his career high with four strikeouts on Sept. 15 vs. Minnesota (third time)...Suffered the loss on Sept. 21 at Cleveland after allowing a game-winning, two-run home run to Carlos Santana in the fifth inning...Allowed an unearned run on 9/25 vs. the Cubs, snapping his 14.2 scoreless innings streak at home...Tossed a career-high 2.1 IP on 9/27 vs. the Cubs...Was on the White Sox postseason roster for the American League Wild Card Series at Oakland but did not pitch.

2019

Led the White Sox with 68 appearances, tied for the second-highest total among Major League left-handers...Averaged 11.13 strikeouts (68 SO/55.0 IP) and 7.04 walks per 9.0 IP...His 43 walks were the most by a White Sox reliever since Sean Lowe (46) in 1999...Held opponents to a .218 (44-for-202) opponents average...Made his first career Opening Day roster...Made eight straight scoreless appearances from April 12-28, allowing no hits... Matched a career-high with four strikeouts over 1.2 scoreless IP on June 21 at Texas...Went 1-1 with a 0.00 ERA (10.2 IP), 13 strikeouts and a .114 (4-for-35) opponents average over 14 games from June 26-Aug. 2...Worked a scoreless 10th inning for his second win of the season on July 20 at Tampa Bay...Was on the paternity list from Aug. 23-24 following the birth of his first child, son Hayden...Went 1-0 with a 2.19 ERA (3 ER/12.1 IP), 17 strikeouts and a .128 (5-for-39) opponents average over his last 13 outings.

2018

Led the White Sox with 16 holds and 59 appearances and topped the bullpen with 70 strikeouts and an average of 12.2 strikeouts per 9.0 IP (50.1 IP)...Limited opponents to a .194 (37-191) average...Recorded a sub-3.00 ERA in May (0.75), June (2.84) and August (1.69)...Did not allow a hit over his first seven appearances (8.1 IP) from May 4-20, the longest hitless streak by a White Sox pitcher to begin a season since Wilson Álvarez in 1991 (11.0 IP)...Tossed 10.0 consecutive scoreless IP from May 4-25 (nine games), extending his scoreless innings streak from 2017 to a career-high 13.1 (13 games)...Made five appearances with Triple-A Charlotte before being promoted to the White Sox on May 4...Made his season debut that night vs. Minnesota, working 1.0 scoreless innings...Threw two perfect innings on May 5 vs. the Twins...Earned his first career hold on May 9 vs. Pittsburgh (0.2 scoreless innings)...Retired all four batters faced on May 13 at Chicago (NL) for his second hold...Recorded his first career save by retiring all three batters faced on May 20 vs. Texas...Made five straight scoreless appearances from July 14-28, striking out four in 3.2 hitless innings...Allowed one unearned run over nine games from Aug. 10-29 (9.0 IP)... Opponents went 6-33 (.182) during that span...Earned his first career victory on Aug. 10 vs. Cleveland after working 0.2 scoreless IP...Made his first career start as part of a "bullpen day" on Sept. 26 vs. Cleveland allowing one run in one inning of work...He allowed a leadoff home run to Francisco Lindor.

2017

Spent the entire Southern League season with Double-A Birmingham before being promoted to the White Sox and making his Major-League debut in September...Seven of his 11 appearances with the White Sox were scoreless, and five were at least 1.0 IP...Stranded all three of his inherited runners...First batters faced went 5-10 (.500) with one walk...His contract purchased from Birmingham on Sept. 5 and he made his debut that night vs. Cleveland (2 ER/0.1 IP)...Worked 1.0 scoreless innigns on Sept. 10 vs. San Francisco...Recorded his first MLB strikeout in the seventh inning (Mike Moustakas) on Sept. 23 vs. Kansas City...Each of his final three appearances were scoreless (3.1 IP)...Led all Birmingham pitchers in holds (five) and ranked second in appearances (33)...Twenty-six of his 33 outings were scoreless and allowed just one home run...Tossed 2.0-plus innings eight times, including a season-high 2.1 IP on 6/30 vs. Biloxi and 8/18 vs. Montgomery...Recorded a season-high 12.2 scoreless innings streak (seven games) from June 8-30...Made a season-best eight straight scoreless appearances (10.2 IP) from July 10 - Aug. 7.

2016

Missed 2016 while recovering from Tommy John surgery

2015

Was placed on the Injured List on June 1 and missed the remainder of the season following Tommy John surgery on June 18.

2014

Made seven appearances with Advanced Rookie Great Falls in his first professional season.

PERSONAL

Jayce Hayden Fry...Has one son, Hayden...Attended Oregon State University...Was named First Team All-American by the NCBWA and Second Team by *Baseball America* ...Went 11-2 with a 1.80 ERA in 16 starts in 2014...Threw a no-hitter against Northern Illinois on March 8, 2014...Earned Louisville Slugger Freshman All-America First Team and *Baseball America* (Fresh.) All-America Second Team honors...Is a 2011 graduate of Southridge (Ore.) High School.

FRY	CAREER TRANSACTIONS	SIGNED BY
	2011 Selected by OAK in ninth round of First-Year Player Draft (Did not sign)	Adam Virchis (White Sox)
	2014 Selected by CWS in third round of First-Year Player Draft	
	2022 Signed with Washington as a Minor League Free Agent, March 20	

LUIS GARCÍA 2

Instagram: [luisgarcia_jr17](#)

INF

BORN / 2022 OPENING DAY AGE 5/16/00 New York, N.Y. / 21 **BATS / THROWS** Left / Right

MLB SERVICE 1.037 **HEIGHT / WEIGHT** 6'2" / 212

ACQUIRED
Signed as a non-drafted free agent, July 2, 2016.



GARCÍA CAREER RECORD / UPDATED STATS

YEAR	CLUB	AVG	G	AB	R	H	2B	3B	HR	RBI	SH	SF	HP	BB	SO	SB	CS	OBP	SLG	OPS	F	
2016																						
DID NOT PLAY / Signed Late																						
2017	GCL Nationals	.302	49	199	25	60	77	8	3	1	22	2	1	0	9	32	11	2	.330	.387	.717	4
2018	Hagerstown	.297	78	296	48	88	119	14	4	3	31	4	4	0	19	49	8	5	.335	.402	.737	18
	Potomac	.299	49	204	34	61	84	7	2	4	23	2	2	1	12	33	4	1	.338	.412	.750	6
2019	Harrisburg	.257	129	525	66	135	177	22	4	4	30	7	3	1	17	86	11	5	.280	.337	.617	16
2020	Washington	.276	40	134	18	37	49	6	0	2	16	0	0	0	5	29	1	1	.302	.366	.668	6
2021	Rochester	.303	37	142	26	43	85	3	0	13	25	0	1	1	15	26	1	1	.371	.599	.970	14
	Washington	.242	70	236	29	57	97	18	2	6	22	0	0	0	11	43	0	2	.275	.411	.686	10
MINORS TOTALS		.283	342	1366	199	387	542	54	13	25	131	15	11	3	72	226	35	14	.318	.397	.715	58
MLB TOTALS		.254	110	370	47	94	146	24	2	8	38	0	0	0	16	72	1	3	.285	.395	.680	16

CAREER

Left-handed hitting infielder with an advanced approach for his young age...Made his Major League debut in 2020 as the youngest player in the Major Leagues...Was also the youngest player in the Eastern League in 2019...Was Washington's Defensive Player of the Year in 2019...Made it to No. 2 on Washington's prospect list before making his debut...*Baseball America* has rated him as "Best Hitter for Average," the "Best Defensive Infielder" and the "Best Infield Arm" in Washington's system at points along the way.

2021

Enjoyed four Major League stints...Became Washington's every day second baseman from July 29 through the end of the season... From Aug. 31 through the end of the season, he led the National League with 12 doubles...He was tied with Jose Altuve and Whit Merrifield for the Major League lead...He added a triple and three home runs during this stretch and was tied for ninth in the National League with 16 extra-base hits...García capped the 2021 season hitting .293 (17-for-58) with five doubles, one home run, 11 RBI, one walk and six runs scored across his last 15 games...He hit safely in 11 of the 15 games...Recorded his first career multi-HR game, Aug. 4 vs. Philadelphia...At 21 years, 80 days old, became the youngest player in MLB to have a two-homer game since Juan Soto (8/18, 2019 vs. MIL)...Hit .297/.318/.453 against left-handed pitchers in 2021...His career high 13 home runs with Triple-A Rochester were tied for first in Washington's system at time of recall on July 29.

2020

Opened the season at the Alternate Training Site (Fredericksburg)...Joined Washington on Aug. 14 when his contract was selected between games of the doubleheader...Made his MLB debut that night and recorded his first MLB hit, a single off Tommy Milone...Ranked among National League rookies (min. 135 PA) in batting average (.3rd, .276), slugging percentage (4th, .366) and OPS (4th, .668)...Hit his first MLB homer on Aug. 17 at Atlanta (Toussaint)...Hit game winning, 10th-inn., two-run homer, Sept. 16 at Tampa Bay Rays (Anderson)...In 17 games from Sept. 1-20, he hit .375 (21-for-56) with four doubles, one homer, six RBI, one walk and nine runs scored.



AWARDS AND HONORS

- 2021..... MLB.com Organization All-Star
- 2021..... Triple-A East Offensive Player of the Week (June 6)
- 2020 Washington's No. 2 prospect, per *Baseball America*
- 2019 Washington's Minor League Defensive Player of the Year
- 2019 Washington's No. 3 prospect, per *Baseball America*
- 2019 Arizona Fall League Rising Star
- 2018 SiriusXM All-Star Futures Game at WSH
- 2018 Washington's No. 6 prospect, per *Baseball America*
- 2017 Washington's No. 7 prospect, per *Baseball America*

2019

Spent the season with Double-A Harrisburg and led them with 129 games played, 135 hits, four triples (tied), 11 stolen bases and 66 runs scored... At 19 years old, was the youngest player in the Eastern League, where he ranked tied for second in hits and seventh in runs scored...From May 30 through the end of the season, he hit .282 with 17 doubles, three triples, four homers, 22 RBI and 43 runs scored in 81 games.

2018

Ranked fifth among Nationals farmhands, hitting .298 in 127 games between Single-A Hagerstown and Single-A Potomac...Was promoted to Potomac on July 4...At the time of his promotion, was leading Hagerstown with 31 RBI...Was selected to participate in the 2018 SiriusXM All-Star Futures Game...Was the youngest player in both the South Atlantic League (17 years old) and Carolina League (18 years old).

2017

As the second-youngest player in the Gulf Coast League in 2017, ranked 10th in the league with a .302 batting average and third with 60 hits...Also ranked second among Nationals farmhands with that .302 average.

PERSONAL

Luis Victoriano Garcia...Was born in New York...Moved to the Dominican Republic when he was three years old...Father, Luis Garcia, is a former Major Leaguer...Was rated by *Baseball America* as the No. 3 prospect and as the No. 7 prospect by MLB.com in the 2016 international signing class...According to *Baseball America*, he was considered the "most exciting player" in the 2016 class.

GARCIA	CAREER TRANSACTIONS	CAREER BESTS
	2016 Signed with Washington as a non-drafted free agent, July 2.	SINGLE-GAME HITS..... 3, 3x, last: 9/3/20 at PHI
	SIGNED BY	SINGLE-GAME RBI..... 3, 9/5/20 at ATL
	Carlos Ulloa (Nationals)	HITTING STREAK..... 5, 8/22-8/27/21
CAREER FIELDING	MULTI-HR GAMES (1)..... 8/4/21 vs. PHI (2)	CAREER GRAND SLAMS..... None
YEAR / POS.	CAREER GRAND SLAMS..... None	CAREER PINCH HOMERS..... None
2021 / 2B.....	CAREER WALK-OFF HOMERS..... None	
2021 / SS.....		
CAREER / 2B.....		
CAREER / SS.....		



REED GARRETT 53



@reedgarrett12

@reedgarrett12

RHP

BORN / 2022 OPENING DAY AGE BATS / THROWS
1/2/93 Henrico, Va. / 29 Right / Right

MLB SERVICE HEIGHT / WEIGHT
0.053 6'2" / 196

ACQUIRED
Signed as a free agent, Feb., 20, 2022.

SCHOOL
Virginia Military Institute

GARRETT CAREER RECORD / UPDATED STATS **BASEBALL**

YEAR	CLUB	W	L	ERA	G	GS	CG	SHO	SV	IP	H	R	ER	HR	HB	BB	SO	SO/9	WP	BK	BAA
2014	Spokane	6	1	4.06	16	9	0	0	0	57.2	54	29	26	3	2	21	46	7.2	7	2	.244
2015	High Desert	7	5	4.96	18	18	2	0	0	103.1	110	66	57	16	5	33	70	6.1	4	1	.271
	Hickory	3	3	3.47	7	7	1	0	0	36.1	30	15	14	2	0	15	26	6.4	1	0	.236
2016	Round Rock	0	1	7.20	1	1	0	0	0	5.1	8	4	4	0	0	1	1	1.8	0	0	.400
	Frisco	3	8	5.74	26	15	0	0	0	94.0	100	65	60	10	4	44	79	7.6	11	0	.273
	High Desert	1	0	10.13	2	2	0	0	0	10.2	14	12	12	3	0	5	6	5.1	0	0	.311
2017	Frisco	2	5	4.98	44	4	0	0	10	68.2	69	41	38	10	3	31	70	9.2	5	2	.265
2018	Round Rock	1	1	2.84	16	0	0	0	5	19.0	25	14	6	1	0	6	15	7.1	0	0	.309
	Frisco	3	1	1.69	35	0	0	0	16	42.2	29	11	8	2	1	14	46	9.7	6	0	.204
2019	Nashville	1	3	4.91	34	0	0	0	2	40.1	48	23	22	4	2	19	40	8.9	4	0	.300
	Detroit	0	0	8.22	13	0	0	0	0	15.1	24	15	14	3	1	13	10	5.9	0	0	—
2020	Seibu (JPL)	3	2	3.10	49	0	0	0	0	49.1	52	20	17	2	3	20	45	8.2	1	0	—
2021	Seibu (JPL)	4	3	3.77	61	0	0	0	2	57.1	57	28	24	6	0	33	59	9.3	3	1	—
MINORS TOTALS		27	28	4.65	199	56	3	0	33	477.2	487	280	247	51	17	189	399	7.5	38	5	.266
JAPAN LEAGUE TOTALS		7	5	3.46	110	0	0	0	2	106.2	109	48	41	8	3	53	104	8.8	4	1	—
MLB TOTALS		0	0	8.22	13	0	0	0	0	15.1	24	15	14	3	1	13	10	5.9	0	0	.381

CAREER

Right-hander joins the Nationals as a non-roster invite to 2022 Spring Training... Spent the 2020 and 2021 season with the Seibu Lions of the Japan Professional League...Was originally selected by Texas in the 16th round of the 2014 First-Year Player Draft.

2021

Went 4-3 with a 3.77 ERA in 61 games in his second season with the Seibu Lions of the Japan Professional League.

2020

Spent the season with the Seibu Lions of the Japan Professional League. Went 3-2 with a 3.10 ERA in 49 games.

2019

Made Detroit's Opening Day Roster...Made his Major League debut in the eighth inning on March 29...Threw a perfect inning and struck out Kevin Pillar to record his first big league strikeout...Started his Major League career strong, not allowing a run in six of his first seven outings and posting a 1.04 ERA (8.2 IP/1 ER) with seven strikeouts...Made a total of 13 Major League appearances going 0-0 with an 8.22 ERA (14 ER/ 15.1 IP) before being designated for assignment for assignment on May 17...He returned to the Texas Rangers and was assigned to Triple-A Nashville for the remainder of the season, going 1-3 with a 4.91 ERA (22 ER/40.1 IP).

2018

Combined to make a career-high 51 appearances between Double-A Frisco and Triple-A Round Rock in...Posted 21 saves between Frisco and Round Rock, which were tied for the ninth-most among all full season Minor League pitchers...Struck out a season-high five batters in 2.0 shutout innings on May 15 at Midland...Named the Texas League Pitcher of the Week for the week ending July 15 after making four appearances and recording three saves with a 0.00 ERA (4.0 IP/0 ER), one hit allowed and five strikeouts...Pitched in 10 games for Round Rock in August, compiling a 1-0 record with five saves, a 0.84 ERA (10.2 IP/1 ER) and nine strikeouts.

AWARDS AND HONORS

- 2018 Texas League All-Star (mid-season)
- 2018 Texas League Pitcher of the Week (July 15)
- 2018 Texas League All-Star (post-season)

2019 POSTSEASON NATIONALS PARK NATIONALS IN THE COMMUNITY FRONT OFFICE NATIONALS & OWNERSHIP EXECUTIVES MANAGER & COACHING STAFF PLAYERS IN REVIEW HISTORY & RECORDS SCOUTING, RESEARCH & PLAYER DEV. MEDIA



2017

Spent the entire 2017 season with Double-A Frisco, making 44 appearances, including four starts...Ranked fourth among Texas Minor Leaguers with 10 saves...Began the season in the starting rotation before transitioning to the bullpen on May 1...Went 1-3 with a 9.15 ERA (19.2 IP/20 ER) and 23 strikeouts as a starter, while he was 1-2 with 10 saves, a 3.31 ERA (49.0 IP/18 ER) and 47 strikeouts as a reliever...Compiled a 0.79 ERA (22.2 IP/2 ER) with 26 strikeouts over 20 games from July 4 through the end of the season.

2016

Saw time at three different affiliates for the Rangers in 2016, pitching in 29 games, including 18 starts, between Single-A High Desert, Double-A Frisco and Triple-A Round Rock...Began the season with High Desert and had a 0-0 record with a 3.09 ERA (11.2 IP/4 ER) and nine strikeouts in six appearances, including one start...Recorded season highs in innings pitched (6.0) and strikeouts (7) on August 5 at San Antonio...Threw 6.0 innings on August 17...Pitched for the Surprise Saguaros in the Arizona Fall League and had a 1-0 record with a 2.25 ERA (16.0 IP/4 ER) and 15 strikeouts.

2015

Started 25 games between Single-A Hickory and Single-A High Desert...Tied for the California League lead with two complete games on August 3 and again on August 24...Allowed two runs-or-less over his final five starts with Hickory from April 24-May 21, posting a 3-2 record with a 2.22 ERA (28.1 IP/7 ER) and 24 strikeouts...Started six games during August and went 3-3 with a 3.26 ERA (38.2 IP/14 ER) and 25 strikeouts.

2014

Tied for the team lead in wins with six as he completed his first professional season in 2014 with Single-A Spokane...Closed the season by posting a 3-0 record with a 2.04 ERA (17.2 IP/4 ER) and 17 strikeouts over his final eight appearances from July 27-August 30.

PERSONAL

Reed Garrett.

GARRETT**CAREER TRANSACTIONS**

2014Selected by TEX in 16th round of First-Year Player Draft.
2018Selected by DET in the Rule 5 Draft, Dec. 13.
2019Returned to TEX from DET.
2022Signed with Washington as a Minor League free agent, Feb. 20.

SIGNED BY

John George (Rangers)

Since baseball returned to the Nation's Capital in 2005, the Commander in Chief has taken in eight Nationals games, including four at Nationals Park. The Nationals went 3-2 with President Bush on site, winless in two games with President Obama attending and lost Game 5 of the 2019 World Series with President Trump looking on.

Thu., April 14, 2005 vs. Arizona Diamondbacks (43,861 attendance)

Final Score: Arizona 3
 WASHINGTON 5

NOTE: President Bush threw out the ceremonial first pitch as MLB returned to nation's capital for first time since 1971.

Fri., June 24, 2005 vs. Toronto Blue Jays (36,689 attendance)

Final Score: Toronto 0
 WASHINGTON 3

NOTE: President Bush attended with Secretary of State Condoleezza Rice.

Sat., July 8, 2006 vs. San Diego Padres (27,060 attendance)

Final Score: San Diego 5
 WASHINGTON 2

NOTE: President Bush attended with Mrs. Bush and Secretary of State Condoleezza Rice. The contest marked Mrs. Bush's first visit to RFK Stadium for a Nationals game.

Thu., July 5, 2007 vs. Chicago Cubs (22,594 attendance)

Final Score: Chicago (NL) 4
 WASHINGTON 2

NOTE: President Bush kick started his July 6 birthday with a final trip to RFK Stadium.

Sun., March 30, 2008 vs. Atlanta Braves (39,389 attendance)

Final Score: Atlanta 2
 WASHINGTON 3

NOTE: President Bush opened Nationals Park with the first pitch in front of a national-television audience as part of ESPN's Sunday Night Baseball. Ryan Zimmerman hit a game-ending solo home run in the ninth inning to give Washington its initial Nationals Park win.

Mon., April 5, 2010 vs. Philadelphia Phillies (41,290 attendance)

Final Score: Philadelphia 11
 WASHINGTON 1

NOTE: President Obama made his first appearance at Nationals Park and threw out the ceremonial first pitch while wearing a Nationals jacket and a White Sox cap. The Nationals jumped out to 1-0 lead in the first inning, but a five-run fourth inning sparked the Phillies to the win in Roy Halladay's NL debut.

Fri., June 18, 2010 vs. Chicago White Sox (40,325 attendance)

Final Score: Chicago (AL) 2 (11 inn.)
 WASHINGTON 1

NOTE: President Obama returned to Nationals Park to see Stephen Strasburg pitch against his favorite AL team. Strasburg did not disappoint, walking none and fanning 10 in 7.0 innings of four-hit, one-run ball. Alex Rios' infield single in the 11th snapped a 1-1 deadlock.

Sun., Oct. 27, 2019 vs. Houston Astros (43,910 attendance)

Final Score: Houston 7
 WASHINGTON 1

NOTE: President Trump took in Game 5 of the 2019 World Series in which Max Scherzer was scratched that afternoon with neck stiffness. Joe Ross filled in admirably (5.0 IP, 5 H, 4 ER) but Houston's Gerrit Cole stymied the Nationals with 7.0 innings of one-run ball.

JOSIAH GRAY 40

@jojo_gray21

@JGray_

RHP

BORN / 2022 OPENING DAY AGE **BATS / THROWS**
12/21/97 New Rochelle, N.Y. / 24 Right / Right

MLB SERVICE **HEIGHT / WEIGHT**
0.075 6'1" / 199

ACQUIRED
Acquired from Los Angeles (NL) along with C Keibert Ruiz, RHP Gerardo Carrillo and OF Donovan Casey in exchange for RHP Max Scherzer and SS Trea Turner, July 30, 2021.

SCHOOL
Le Moyne (N.Y.) College



GRAY CAREER RECORD / UPDATED STATS BASEBALL HISTORICAL PERFORMANCE

YEAR	CLUB	W	L	ERA	G	GS	CG	SHO	SV	IP	H	R	ER	HR	HB	BB	SO	SO/9	WP	BK	BAA
2018	Greeneville	2	2	2.58	12	12	0	0	0	52.1	29	17	15	1	2	17	59	10.1	5	0	.155
2019	Great Lakes	1	0	1.93	5	5	0	0	0	23.1	13	5	5	0	1	7	26	10.0	0	1	.165
	Rancho Cucum.	7	0	2.14	12	12	0	0	0	67.1	52	20	16	3	3	13	80	10.7	0	0	.209
	Tulsa	3	2	2.75	9	8	0	0	0	39.1	33	14	12	0	3	11	41	9.4	3	0	.228
2020	Univ. Southern California	Alternate Training Site																			
2021	Oklahoma City	1	1	2.87	4	3	0	0	0	15.2	8	5	5	3	0	2	22	12.6	1	0	.145
	Los Angeles (NL)	0	0	6.75	2	1	0	0	0	8.0	7	6	6	4	0	5	13	14.6	1	0	.233
	Washington	2	2	5.31	12	12	0	0	0	62.2	56	38	37	15	2	28	63	9	6	0	.238
MINORS TOTALS		14	5	2.41	42	40	0	0	0	198.0	135	61	53	7	9	50	228	10.4	9	1	.188
MLB TOTALS		2	2	5.48	14	13	0	0	0	70.2	63	44	43	19	2	33	76	9.7	7	0	.238

CAREER BATTING RECORD

YEAR	CLUB	AVG	G	AB	R	H	TR	2B	3B	HR	RBI	SH	SF	HP	BB	SO	SB	CS	OBP	SLG	OPS	F
2021	LAD/WSH	.045	14	22	0	1	1	0	0	0	0	1	0	0	1	12	0	0	.087	.045	.153	0
MLB TOTALS		.045	14	22	0	1	1	0	0	0	0	1	0	0	1	12	0	0	.087	.045	.153	0

CAREER

Right-hander was acquired by the Nationals from the Los Angeles Dodgers at the 2021 Trade Deadline...Was Los Angeles' No. 2 prospect entering 2021 and its Minor League Pitcher of the Year in 2019...Was originally selected by Cincinnati in the second round (No. 72 overall) of the 2019 First-Year Player Draft out of Le Moyne College in Syracuse, New York...Was acquired by the Dodgers on his 21st birthday, Dec. 21, 2018.

2021

Was acquired by the Nationals at the Trade Deadline and reported to D.C....Made his first start with Washington on Aug. 2 vs. Philadelphia (5.0 IP, 4 H, ER, 2 BB, 2 SO)...Struck out a career-high 10 batters in his second start on Aug. 7 at Atlanta...Became just the second pitcher in Nationals history (2005-pres.) to record at least 10 strikeouts in one of his first two starts with the team (Stephen Strasburg, 6/8/2009 vs. PIT)...Earned his first career win on Sept. 22 at Miami (6.0 IP, 6 H, 2 ER, BB, 8 SO)...Finished the season strong, going 2-0 with a 3.12 ERA (6 ER/17.1 IP), a .203 opponents average, 19 strikeouts and six walks in his final three starts of the season...Allowed just two home runs in his final four starts after surrendering 17 home runs in his first 10 outings of the season...With Los Angeles, had his contract selected on July 20 and made his Major League debut that day against the San Francisco Giants...He allowed four earned runs on four hits with seven strikeouts and one walk in 4.0 innings out of the bullpen...Gray made his first Major League start on July 25 vs. Colorado (4.0 IP, 2 HER, 3 H, 4 BB, 6 SO)... **2021 Pitch Mix:** 4-Seam (51.7%) Curve (25.1%) Slider (20%) Changeup (3.2%)

AWARDS AND HONORS

- 2021..... Washington's No. 3 prospect, per *Baseball America* (following trades)
- 2021..... Los Angeles' No. 2 prospect, per *Baseball America*
- 2020..... Los Angeles' No. 6 prospect, per *Baseball America*
- 2019..... Los Angeles' Minor League Pitcher of the Year
- 2019..... MiLB.com Organization All-Star
- 2019..... Texas League Pitcher of the Week (Aug. 4)
- 2019..... Los Angeles' No. 2 prospect, per *Baseball America*
- 2018..... *Baseball America* Rookie League All-Star
- 2018..... Appalachian League Pitcher of the Week (July 8)



2019 POSTSEASON NATIONALS PARK NATIONALS IN THE COMMUNITY FRONT OFFICE NATIONALS & OWNERSHIP EXECUTIVES MANAGER & COACHING STAFF PLAYERS 2021 IN REVIEW HISTORY & RECORDS SCOUTING, RESEARCH & PLAYER DEV. MEDIA



2020

Spent the season at Los Angeles' Alternate Training Site (USC).

2019

Los Angeles' 2019 Minor League Pitcher of the Year after leading all Dodgers Minor Leaguers with 147 strikeouts against just 31 walks in 130.0 innings pitched... Went 11-2 with a 2.28 ERA in 26 games (25 starts) across three levels of Los Angeles' system...Also ranked among Dodgers Minor Leaguers in wins (T1st, 11), starts (T1st, 25) and innings pitched (3rd, 130.0)...Began the season with Single-A Great Lakes, where he allowed just five earned runs in 23.1 innings (1.93 ERA) with 26 strikeouts against seven walks...Moved to High-A Rancho Cucamonga on May 11 and went 7-0 with a 2.14 ERA...Ranked sixth in the league with a 0.965 WHIP and posted a 6.15 strikeout-to-walk ratio after fanning 80 and allowing just 13 walks...Finished his 2019 season with a promotion to Double-A Tulsa on July 17...Went 3-2 with 2.75 ERA in nine games (eight starts).

2018

Spent the entirety of his first professional season with Cincinnati's Rookie-Level Greeneville, where he posted a 2-2 record and 2.58 ERA in 12 starts... Named a *Baseball America* Rookie All-Star after ranking third in starts and fifth in strikeouts in the Appalachian League...Ranked among top Greenville Reds in ERA (4th), innings (3rd) and WHIP (2nd, 0.879).

PERSONAL

Josiah Gray...Graduated from New Rochelle (N.Y.) High School...Attended Le Moyne College in Syracuse, New York...Was named the 2018 NCAA Division 2 Pitcher of the Year by the National Collegiate Baseball Writers Association after going 11-0 with a 1.25 ERA and 105 strikeouts in his junior

GRAY

CAREER TRANSACTIONS

- 2018** Selected by CIN in the 2nd round of the First-Year Player Draft.
- 2018** Acquired by LAD along with INF Jeter Downs and RHP Homer Bailey in exchange for INF Kyle Farmer, OF Matt Kemp, OF Yasiel Puig and LHP Alex Wood, Dec. 21, 2018.
- 2021** Acquired by Washington along with C Keibert Ruiz, RHP Gerardo Carrillo and OF Donovan Casey in exchange for RHP Max Scherzer and SS Trea Turner, July 30, 2021.

SIGNED BY

Lee Seras (Reds)

CAREER BESTS

LONGEST START	6.0 IP, 4x, last: 9/22/21 at MIA
WINNING STREAK	2 games, 9/22-9/27/2021
MOST SINGLE-GAME K'S	10, 8/7/21 at ATL
CAREER 10-K GAMES (1)	8/7/21 at ATL (10)
HOME RUNS HIT	None



TAYLOR GUSHUE 78



@insta_gush

@TGush17

C

BORN / 2022 OPENING DAY AGE 12/29/93 Boca Raton, Fla. / 28
BATS / THROWS Switch / Right

MLB SERVICE 0.009
HEIGHT / WEIGHT 6'1" / 224

ACQUIRED
 Signed as a Minor League free agent, Feb. 3, 2022

SCHOOL
 University of Florida

GUSHUE CAREER RECORD / UPDATED STATS BASEBALL REFERENCE

YEAR	CLUB	AVG	G	AB	R	H	TB	2B	3B	HR	RBI	SH	SF	HP	BB	SO	SB	CS	OBP	SLG	OPS	E
2014	Jamestown	.241	54	199	25	48	80	13	2	5	29	4	1	2	27	37	0	1	.336	.402	.738	3
2015	West Virginia	.231	99	360	35	83	123	17	4	5	47	2	3	5	25	79	1	2	.288	.342	.630	5
2016	Bradenton	.226	90	328	42	74	117	17	1	8	38	1	3	4	23	69	0	0	.282	.357	.639	4
2017	Potomac	.241	91	323	38	78	141	9	0	18	67	0	8	4	41	88	0	0	.327	.437	.764	6
	Harrisburg	.083	4	12	0	1	1	0	0	0	0	0	0	0	1	1	0	0	.154	.083	.237	1
2018	Harrisburg	.212	97	339	42	72	123	19	1	10	44	0	6	4	37	93	0	1	.293	.363	.656	3
	Syracuse	.250	1	4	1	1	2	1	0	0	0	0	0	0	1	0	0	0	.250	.500	.750	0
2019	Fresno	.312	74	263	35	82	136	19	1	11	39	0	4	1	20	63	0	0	.358	.517	.875	5
2020	Fredericksburg																					
2021	Iowa	.223	75	247	29	55	93	14	0	8	39	2	2	1	25	83	0	0	.295	.377	.671	4
	Chicago (NL)	.000	2	4	0	0	0	0	0	0	0	0	0	0	3	0	0	0	.000	.000	.000	0
MINORS TOTALS		.238	585	2075	247	494	816	109	9	65	303	9	27	21	199	514	1	4	.307	.393	.701	31
MLB TOTALS		.000	2	4	0	0	0	0	0	0	0	0	0	0	3	0	0	0	.000	.000	.000	0

CAREER

Veteran catcher returns to the Nationals on a Minor League contract with an invite to 2022 Major League Spring Training.

2021

Had his contract selected and made his Major League debut on June 30 at Milwaukee.

2020

Spent the season at Washington's Alternate Training Site (Fredericksburg).

2019

Recorded career marks in batting average (.312), doubles (19), on-base percentage (.358), slugging percentage (.517) and OPS (.875).

2018

Hit all 10 of his home runs in the first half of the season...Recorded a career-high 20 doubles and a career-high 43 runs scored.

2017

Ranked tied for second in the Carolina League and tied for fourth among Nationals farmhands with 18 home runs...Also ranked fourth in the Carolina League with 67 RBI, despite being promoted to Double-A Harrisburg late in the season.

2016

Hit a then career-high eight home runs...Was named a Florida State League mid-season All-Star.

2015

Tied for the South Atlantic League lead in games caught (99).

2014

Hit four home runs in his first five professional games for short-season Single-A Jamestown.

PERSONAL

Taylor Stone Gushue...Pronounced GUSH-oo...Attended Calvary Christian (Fla.) High School and the University of Florida...Was named a second-team Louisville Slugger All-American in 2014 while also earning All-SEC first-team honors...Was a semifinalist for the Johnny Bench Award in 2014.

AWARDS AND HONORS

- 2018 Eastern League All-Star (mid-season)
- 2018 Washington's No. 20 prospect, per *Baseball America*
- 2017 Carolina League All-Star (post-season)
- 2017 Carolina League All-Star (mid-season)
- 2016 Florida State League All-Star (mid-season)

GUSHUE

CAREER TRANSACTIONS

- 2014 Selected by PIT in fourth round of the First-Year Player Draft.
- 2016 Acquired by Washington in exchange for INF Christopher Bostick, Sept. 26.
- 2020 Signed with CHI as a Minor League free agent, Nov. 16.
- 2022 Signed with Washington as a Minor League free agent, Feb. 9.

SIGNED BY

Darren Mazerowski (Pirates)



WILL HARRIS 36

willharrislu

RHP

BORN / 2022 OPENING DAY AGE 8/28/84 Houston, Texas / 37 **BATS / THROWS** Right / Right

MLB SERVICE 8.102 **HEIGHT / WEIGHT** 6'4" / 234

ACQUIRED Signed as a free agent, Jan. 3, 2020.

SCHOOL Louisiana State University

HARRIS CAREER RECORD / UPDATED STATS



YEAR	CLUB	W	L	FRA	G	GS	CG	SHO	SV	IP	H	R	ER	HR	HB	BB	SO	SO/9	WP	BK	BAA	
2006	Tri-City	2	3	1.16	22	0	0	0	6	31.0	20	6	4	0	0	9	42	12.2	3	0	.183	
2007	Asheville	1	2	1.32	38	0	0	0	1	47.2	38	10	7	2	1	13	68	12.5	6	0	.212	
2008	Modesto	3	5	2.77	49	0	0	0	3	61.2	51	20	19	4	1	20	70	10.2	1	1	.221	
2009	Tri-City	0	0	0.00	1	0	0	0	0	1.0	1	0	0	0	0	0	2	18.0	0	0	.250	
2010	DID NOT PITCH / Injured																					
2011	Modesto	3	2	5.55	33	0	0	0	0	47.0	45	29	29	4	0	21	55	10.5	4	0	.254	
2012	Tulsa	2	1	2.62	31	0	0	0	1	34.1	26	12	10	2	1	12	46	12.2	1	0	.205	
	Colorado Springs	2	0	1.02	13	0	0	0	0	17.2	9	2	2	0	0	1	20	10.2	1	0	.145	
	Colorado	1	1	8.15	20	0	0	0	0	17.2	27	18	16	3	1	6	19	9.7	4	0	.342	
2013	Reno	0	0	4.63	12	0	0	0	2	11.2	12	7	6	1	0	6	23	17.7	0	0	.245	
	Arizona	4	1	2.91	61	0	0	0	0	52.2	50	17	17	3	2	15	53	9.1	4	0	.255	
2014	Arizona	0	3	4.34	29	0	0	0	0	29.0	27	14	14	3	2	9	35	10.9	1	0	.252	
	Reno	3	2	0.99	43	0	0	0	1	45.2	34	10	5	3	5	20	44	8.7	3	0	.207	
2015	Houston	5	5	1.90	68	0	0	0	2	71.0	42	18	15	8	1	22	68	8.6	2	0	.168	
2016	Houston	1	2	2.25	66	0	0	0	12	64.0	52	17	16	3	1	15	69	9.7	4	0	.220	
2017	Houston	3	2	2.98	46	0	0	0	2	45.1	37	15	15	7	0	7	52	10.3	1	0	.218	
	Buies Creek*	0	0	0.00	1	1	0	0	0	1.0	0	0	0	0	0	0	2	18.0	0	0	.000	
	Corpus Christi*	0	0	0.00	1	0	0	0	0	1.0	0	0	0	0	0	0	1	9.0	0	0	.000	
	Fresno*	0	0	18.00	1	0	0	0	0	1.0	2	2	2	0	0	1	1	9.0	0	0	.400	
2018	Houston	5	3	3.49	61	0	0	0	0	56.2	48	22	22	3	2	14	64	10.2	6	0	.226	
2019	Houston	4	1	1.50	68	0	0	0	4	60.0	42	14	10	6	0	14	62	9.3	3	0	.196	
2020	Washington	0	1	3.06	20	0	0	0	1	17.2	21	9	6	3	0	9	21	10.7	1	0	.280	
2021	Washington	0	1	9.00	8	0	0	0	0	6.0	7	6	6	1	0	3	9	13.5	0	0	.259	
MINORS TOTALS		16	15	2.51	245	1	0	0	14	300.2	238	98	84	16	8	103	374	11.1	19	1	.214	
MLB TOTALS		23	20	2.94	447	0	0	0	21	420.0	353	150	137	40	9	114	452	9.7	26	0	.225	

* - Rehab Assignment

2015 POSTSEASON

RD.	CLUB	OPP	W	L	ERA	G	GS	CG	SHO	GF	SV	IP	H	R	ER	HR	HB	BB	SO	WP	BK	BAA
ALWC	HOU	vs. NYY	0	0	0.00	1	0	0	0	0	0	1.0	0	0	0	0	0	0	0	0	0	.000
ALDS	HOU	vs. KCR	0	1	18.00	3	0	0	0	0	0	2.0	8	5	4	0	0	0	2	0	0	.615
TOTALS	0	1	12.00	4	0	0	0	0	0	0	3.0	8	5	4	0	0	0	2	0	0	0	.500

2017 POSTSEASON

RD.	CLUB	OPP	W	L	ERA	G	GS	CG	SHO	GF	SV	IP	H	R	ER	HR	HB	BB	SO	WP	BK	BAA
ALDS	HOU	vs. BOS	0	0	0.00	1	0	0	0	0	0	0.2	2	0	0	0	0	0	0	0	0	.500
ALCS	HOU	vs. NYY	0	0	6.75	2	0	0	0	0	0	1.1	2	1	1	1	0	1	1	1	0	.333
WS	HOU	vs. LAD	0	0	0.00	3	0	0	0	0	0	2.0	2	0	0	0	0	0	2	1	0	.222
TOTALS	0	0	2.25	6	0	0	0	0	0	0	4.0	6	1	1	1	0	1	3	2	0	0	.316

2018 POSTSEASON

RD.	CLUB	OPP	W	L	ERA	G	GS	CG	SHO	GF	SV	IP	H	R	ER	HR	HB	BB	SO	WP	BK	BAA
ALDS	HOU	vs. CLE	0	0	9.00	1	0	0	0	1	0	1.0	1	1	1	0	0	1	0	1	0	.333
ALCS	HOU	vs. BOS	0	0	--	0	0	0	0	0	0	0.0	0	0	0	0	0	0	0	0	0	--
TOTALS	0	0	9.00	1	0	0	0	0	1	0	1.0	1	1	1	1	0	0	1	0	1	0	.333

2019 POSTSEASON

RD.	CLUB	OPP	W	L	ERA	G	GS	CG	SHO	GF	SV	IP	H	R	ER	HR	HB	BB	SO	WP	BK	BAA
ALDS	HOU	vs. TB	0	0	0.00	3	0	0	0	2	1	2.0	2	0	0	0	0	0	3	0	0	.250
ALCS	HOU	vs. NYY	0	0	0.00	4	0	0	0	0	0	3.2	1	0	0	0	0	1	4	0	0	.091
WS	HOU	vs. WSH	0	1	4.50	5	0	0	0	0	0	4.0	5	2	2	2	0	0	4	0	0	.294
TOTALS	0	1	1.86	12	0	0	0	0	2	1	9.2	8	2	2	2	0	1	11	0	0	0	.222

ALL-STAR GAME RECORD

YEAR	LG.	SITE	W	L	ERA	G	GS	CG	SHO	GF	SV	IP	H	R	ER	HR	HB	BB	SO	WP	BK	BAA
2016	AL	at SDP	0	0	0.00	1	0	0	0	0	0	1.0	0	0	0	0	0	0	1	0	0	.000
TOTALS			0	0	0.00	1	0	0	0	0	0	1.0	0	0	0	0	0	0	1	0	0	.000

CAREER

Veteran right-handed reliever signed a three-year contract with the Nationals in January 2020...An American League All-Star in 2016, Harris joined the Nationals after pitching parts of eight Major League seasons with the Houston Astros (2015-19), Arizona Diamondbacks (2013-14) and Colorado Rockies (2012)...Since 2015, Harris ranks third among Major League relievers with a 2.40 ERA...He is 18-14 with 21 saves, 9.5 strikeouts per 9.0 innings and a 0.99 WHIP during this span...Harris boasts considerable Postseason and World Series experience (23 G, still the most in Houston Astros history entering 2022).

2021

Was placed on the Injured List on April 1 with right hand inflammation...Was reinstated on May 4...Appeared in eight games before undergoing surgery for thoracic outlet syndrome at the end of May...**2021 Pitch Mix:** Cutter (78.5%), Curveball (19.3%), 4-Seam Fastball (2.2%)

2020

Appeared in two games before being placed on the Injured List on July 31 (right groin strain)...After returning from a stint on the Injured List on Aug. 13, pitched to a 3.48 ERA (4 ER/10.1 IP) with one save across his last 12 outings...Offered scoreless relief in his last six outings (5.1 IP, 4 H, 7 SO)...Closed the season with his lone save of 2020 on Sept. 26 vs. New York (1.0 IP, H, SO)...**2020 Pitch Mix:** Cutter (76.5%), Curve (22.3%), Four Seamer (1.1%).

2019

Went 4-1 with four saves and a 1.50 ERA in 68 games for the Astros...Struck out 62 batters, walked 14 and posted a .196 opponents' batting average...His 1.50 ERA (10 ER/60.0 IP) led American League relievers and ranked second among all MLB relief pitchers...It also set a franchise record for a single season, topping Don McMahon, who posted a 1.53 ERA in 51 appearances for the Colt .45s in 1962...Harris also ranked among American League relievers in opponents' OPS (5th, .540), opponents' on-base percentage (6th, .246), opponents' slugging percentage (6th, .294), WHIP (8th, 0.93) and holds (8th, 26)...Allowed just three extra-base hits to left-handed hitters (125 batters faced, .264 slugging percentage)...From July 13 through the end of the season, he pitched to a 0.99 ERA (3 ER/27.1 IP) with four saves, 13 holds, 36 strikeouts, six walks and a .143 opponents' batting average...All three earned runs came via solo home runs, with the last one coming on Aug. 30 at Toronto...On Aug. 3 vs. Seattle, he combined with Aaron Sanchez (6.0 IP), Joe Biagini (1.0 IP) and Chris Devenski (1.0 IP) to toss the 12th no-hitter in Houston Astros franchise history...Tossed an immaculate inning on Sept. 27 at Los Angeles (AL), as he struck out the side on nine pitches...He recorded a 1.86 ERA (2 ER/9.2 IP) with 11 strikeouts and one walk in 12 Postseason outings as the Astros fell to the Nationals in the 2019 World Series.

2018

Made 61 relief appearances, tied for the second most on the club...Went 5-3 with a 3.49 ERA...Recorded a career-high 53.1% groundball rate...Also posted a career-high 31.9% swing and miss rate...Held right-handed hitters to a .187 batting average...Did not allow a run in his last 13 appearances of the season, spanning 13.1 innings pitched...Ended the season on a career-long tying four-game winning streak...Was on the Astros ALDS roster but did not make the ALCS roster...Pitched in Game 3 of the ALDS at Cleveland, his only appearance of the Postseason.

2017

Went 3-2 with two saves, a 2.98 ERA and 52 strikeouts in 46 games...Was his third consecutive season with an ERA under 3.00, making him one of three AL pitchers to maintain an ERA under 3.00 in every year from 2015-17 (min. 45.0 IP), along with Andrew Miller and Cody Allen...Ranked fourth in the American League with 1.39 walks per 9.0 innings...Also ranked third in the AL strikeout to walk ratio (7.43)...Placed on the 10-day DL with with shoulder inflammation on July 11...Was activated on July 28 but did not pitch in a game and was placed back on the DL on July 30 (retro to July 28)...Was removed from the DL on Aug. 27...Threw 0.2 scoreless inning in Game 1 of the ALDS vs. Boston...pitched in Games 3 and 5 of the ALCS at New York (AL)...Was scoreless in all three of his World Series outings...Had a crucial seventh-inning outing in Houston's Game 2 win at Los Angeles...Stranded a runner at third base to keep Houston within one run of the Dodgers, striking out two in 1.0 inning pitched.

2016

Named to his first career All-Star team...Recorded a career-high 12 saves and posted a 2.25 ERA...Became the first Astros reliever to post an ERA below 2.30 in consecutive years since LaTroy Hawkins (2008-09)...Was tied for the AL lead in holds (28) with Dellin Betances and Nate Jones...Became one of two pitchers in Major League history (since holds became a stat) to have a season with at least 12 saves and 28 holds (also Dellin Betances in 2016)...Posted two franchise record streaks...Was scoreless in a club-record, 26 consecutive appearances from April 9-June 8...Also had a franchise-record, 37-game streak without allowing an extra-base hit from April 7-July 5...Was named an AL All-Star for the first time in his career, and tossed a scoreless 0.1 of an inning in the All-Star Game at Petco Park on July 12...Struck out Aledmys Diaz looking with two outs and the bases loaded in the 8th inning to help preserve a 4-2 lead for the AL.

AWARDS AND HONORS

- 2019** Darryl Kile Good Guy Award (Houston BBWAA)
- 2017** World Series Champion (HOU)
- 2016** American League All-Star at SDP
- 2012** MiLB.com Organization All-Star



2015

Led the Astros in appearances (68) and innings (71.0) while ranking fourth among AL relievers in ERA (1.90) and opponents' batting average (.168)... His 1.60 ERA was the lowest ERA by a Houston reliever since Brad Lidge posted a 1.90 mark in 2004...His opponents' batting average was the lowest produced by a right-handed reliever in a single season in club history...Ranked tied for ninth among AL relievers in wins (5)...Tossed a hitless eighth inning in the AL Wild Card Game at New York (AL)...Made three appearances in the ALDS against the Royals.

2014

Went 0-3 with a 4.34 ERA in 29 relief appearances across three stints with Arizona...Began the season with Arizona, appearing in seven games before being optioned to Triple-A Reno...Tossed 2.0 scoreless innings on Opening Day vs. Los Angeles (NL) in Sydney, Australia...Led all Minor League relievers (min. 40 games) in ERA at the time of his final promotion on Aug. 18.

2013

Went 4-1 with a 2.91 ERA in 61 games in his first full Major League season...Went to Spring Training with Colorado and was designated for assignment on March 29...Claimed off waivers by Oakland on April 3 and again by Arizona on April 6...Began the season with Triple-A Reno and appeared in 12 games...Had his contract selected by Arizona on May 10...Ranked tied for seventh among NL rookies in appearances.

2012

Went 1-1 with an 8.15 ERA in his first Major League season with the Rockies...Began the season at Triple-A Colorado Springs and was selected to the Major League roster on Aug. 11...Made his Major League debut on Aug. 13 vs. Milwaukee (1.0 IP, 3 ER, 2 H, HR, SO)...Earned his first Major League win Aug. 15 vs. Milwaukee with 2.0 perfect innings.

2011

Returned to the mound after missing the 2010 season following Tommy John ligament-replacement surgery...Appeared in 32 games with Single-A Modesto, going 3-2 with a 5.55 ERA.

2010

Missed the entire season following Tommy John ligament-replacement surgery on his right elbow on July 8, 2009.

2009

Began the season on the disabled list with a sprained right elbow and made one rehab appearance with Tri-City on June 21...Underwent season-ending Tommy John ligament-replacement surgery on July 8, 2009.

2008

Went 3-5 with three saves, a 2.77 ERA and 70 strikeouts in 49 games with Single-A Modesto...Ranked among California League relievers in fewest base runners per 9.0 innings (2nd, 10.51), opponent batting average (5th, .221) and holds (5th, 11)...Placed on the disabled list on Aug. 25 with right elbow inflammation and missed the rest of the season

2007

Spent the entire season with Single-A Asheville, going 1-2 with a save and a 1.32 ERA and 68 strikeouts in 30 games.

2006

In his first professional season, went 2-3 with six saves and a 1.16 ERA in 22 games for Rookie-level Tri-City.

PERSONAL

William Taylor Harris...Graduated from Slidell (La.) High School and attended Louisiana State University...He and his wife, Caroline, reside in Baton Rouge, La., with their daughter, Lily, and son, Jack...Pitched and played first base in high school and college...As a freshman at LSU, Will and his brother Clay became the first tandem of brothers to start in the same game for LSU since Albert and Terry Belle did so in 1987...Helped LSU to a berth in the 2004 College World Series.

HARRIS	CAREER TRANSACTIONS	SIGNED BY
	2006 Selected by COL in the ninth round of the 2006 First-Year Player Draft.	Damon Tannelli (Rockies)
	2013 Claimed off waivers by OAK, April 3.	
	2013 Claimed off waivers by ARI, April 6.	
	2014 Claimed off waivers by HOU, Nov. 3	
2020 Signed with Washington as a free agent, Jan. 3.		

HUNTER HARVEY 73

@hunterharvey35

@Hunterharvey35

RHP



BORN / 2022 OPENING DAY AGE 12/9/94 Catawba, N.C. / 27

BATS / THROWS Right/Right

MLB SERVICE 2.047

HEIGHT / WEIGHT 6'2" / 225

ACQUIRED
Acquired off waivers from San Francisco, March 21, 2022

SCHOOL
Bandys (N.C.) High School

HARVEY CAREER RECORD

YEAR	CLUB	W	L	ERA	G	GS	CG	SHO	SV	IP	H	R	ER	HR	HB	BB	SO	SO/9	WP	BK	BAA
2013	Aberdeen	0	1	2.25	3	3	0	0	0	12.0	11	4	3	0	0	4	15	11.3	1	0	.239
	GCL Orioles	0	0	1.35	5	5	0	0	0	13.2	10	2	2	0	0	2	18	12.2	0	1	.208
2014	Delmarva	7	5	3.18	17	17	0	0	0	87.2	66	39	31	5	11	33	106	10.9	3	1	.208
	2015 DID NOT PITCH/Injured																				
2016	Aberdeen	0	1	3.52	3	3	0	0	0	7.2	9	5	3	0	1	6	7	8.2	1	0	.310
	GCL Orioles	0	0	0.00	2	2	0	0	0	5.0	3	0	0	0	0	0	11	19.8	0	0	.167
2017	Aberdeen	0	0	0.00	2	2	0	0	0	5.0	1	0	0	0	0	3	10	18.0	0	1	.063
	Delmarva	0	1	2.08	3	3	0	0	0	8.2	4	2	2	0	1	3	14	14.5	0	0	.133
2018	GCL Orioles	0	0	0.00	3	3	0	0	0	5.0	6	0	0	0	0	0	6	10.8	2	0	.300
	Bowie	1	2	5.57	9	9	0	0	0	32.2	36	20	20	3	2	9	30	8.4	0	0	.290
2019	Baltimore	1	0	1.42	7	0	0	0	0	6.2	3	1	1	1	0	4	11	15.6	0	0	.136
	Bowie	2	5	5.19	14	11	0	0	1	59.0	63	40	34	14	6	21	61	9.3	2	0	.274
2020	Norfolk	1	1	4.32	12	0	0	0	0	16.2	13	8	8	2	1	5	22	11.9	0	0	.206
	Baltimore	0	2	4.15	10	0	0	0	0	8.2	8	6	4	2	1	2	6	6.2	2	0	.242
2021	Baltimore	0	0	4.15	9	0	0	0	0	8.2	8	4	4	1	0	3	6	6.2	0	0	.242
	Norfolk	2	1	8.10	8	1	0	0	0	10.0	19	11	9	2	0	2	7	6.3	1	0	.396
MINORS TOTALS		13	17	3.84	81	59	0	0	1	263.1	241	131	112	26	22	88	307	10.5	10	3	.244
MLB TOTALS		1	2	3.42	26	0	0	0	0	25.2	19	11	9	4	1	9	23	8.7	2	0	.216

CAREER

Right hand reliever joins the Nationals for 2022 after spending his entire professional career in Baltimore's system...Made Major League debut in 2019 and was ranked in the Orioles top 10 prospects 2014-2020 according to *Baseball America*... From 2015-2018, Harvey battled injuries and only made 22 starts.

2021

Did not make his season debut with Baltimore until June 4 after beginning the year on the 60-day Injured List with a left oblique strain after suffering the injury during Spring Training. ...Appeared in nine games out of the bullpen for the Orioles, pitching to a 4.15 ERA (4 ER/8.2 IP)...Struck out six batters and held opponents to a .242 average...Placed on the 60-day Injured List on Sept. 7...Was claimed off waivers by San Francisco following the season on Nov. 5...**2021 Pitch Mix:** 4-Seam Fastball (64%) Curveball (20.1%) Slider (8.6%) Changeup (7.2%)

2020

Missed the first five weeks of the shortened 2020 campaign with a right forearm strain and didn't make his season debut until Aug. 30.

2019

Made his Major League debut on Aug. 17 at Boston (1.0 IP, BB, 2 K); struck out Christian Vázquez for his first career strikeout...11 of the 19 outs he recorded were via strikeout (15.63 SO/9)...Struck out at least one batter in all seven of his appearances, including a season-high two batters in four of the seven...Earned his first career win in his second appearance on Aug. 20 vs. Kansas City (1.0 IP, 2 strikeouts)...Went a combined 3-6 with a 5.00 ERA (42 ER/75.2 IP) in 26 games (11 starts) between Double-A Bowie and Triple-A Norfolk...Made his first professional relief appearance on June 14 vs. Trenton, while with Bowie...Held opponents to a .206 opponent batting average while with Triple-A Norfolk...Did not allow a run in nine of his 12 appearances with Norfolk...Entered the season as the Orioles No. 7 prospect, according to *Baseball America*.

AWARDS AND HONORS

- 2021..... Baltimore's No. 14 prospect, per *Baseball America*
- 2020..... Baltimore's No. 8 prospect, per *Baseball America*
- 2019..... Baltimore's No. 7 prospect, per *Baseball America*
- 2018..... Baltimore's No. 4 prospect, per *Baseball America*
- 2017..... Baltimore's No. 4 prospect, per *Baseball America*
- 2016..... Baltimore's No. 2 prospect, per *Baseball America*
- 2015..... Baltimore's No. 2 prospect, per *Baseball America*
- 2014..... Baltimore's No. 4 prospect, per *Baseball America*
- 2014..... SiriusXM All-Star Futures Game at MIN
- 2014..... South Atlantic League All-Star (mid-season)
- 2014..... MiLB.com Organizational All-Star

2018

Entered the season ranked as the No. 4 Orioles prospect, according to *Baseball America*...Made nine starts for Bowie, going 1-2 with a 5.57 ERA (20 ER/32.1 IP) and 30 strikeouts...Recalled by the Orioles on April 9, but did not make an appearance and was optioned back to Double-A Bowie on April 11...Struck out a season-high seven batters in a season-high-tying 5.0 innings on 5/26 at Binghamton...Placed on the Minor League Injured List on 6/8 with posterior shoulder instability and missed the remainder of the season

2017

Split the season between Short-Season A Aberdeen, Class-A Delmarva, and the GCL Orioles...Went 0-1 with a 0.96 ERA (2 ER/18.2 IP) between the three levels...Began the season on the disabled list...Sent to the GCL Orioles on a rehab assignment on July 19...Did not allow an earned run in 10.0 innings between Aberdeen and the GCL Orioles.

2016

Entered 2017 ranked as the No. 4 Orioles prospect, according to *Baseball America*...Pitched in his first game in almost two years on June 25, starting for the GCL Orioles and working two scoreless innings...Struck out a season-high six batters in his start on June 29 against the GCL Twins...Entered the season as a top 100 prospect according to *MLB.com* (85th), and *Baseball Prospectus* (58th).

2015

Entered the season as a top 100 prospect according to *Baseball Prospectus* (20th), *MLB.com* (41st), and *Baseball America* (68th)...Did not pitch due to injury (right fibula fracture).

2014

Entered the season as the 58th-best prospect in baseball, according to *Baseball Prospectus*...Pitched the entire season with Class-A Delmarva, starting 17 games for the Shorebirds...Earned the win in his first start, tossing 6.0 shutout innings, allowing four hits with five strikeouts...Five of his first seven starts were scoreless outings...Had eight starts in which he struck out at least seven batters...Worked a season-long 7.0 innings, allowing just one hit and striking out a season-high 10 batters in his start on May 12 vs. Lakewood...Placed on the Injured List on July 31, ending his season.

2013

Made his professional debut on July 19 against the GCL Rays...Struck out a season-high eight batters in his start on August 1 vs. the GCL Red Sox...Transferred to Short-Season A Aberdeen and made three starts for the IronBirds...Struck out five batters in each of his three starts for Aberdeen

PERSONAL

Hunter Luke Harvey...Attended Bandys (N.C.) HS...Married wife, Summer on Dec. 31, 2021...Son of former Major Leaguer Bryan Harvey, who spent nine years in the Majors as pitcher for the California Angels (1987-92) and Florida Marlins (1993-95)...Hunter's older brother, Kris, who is 10 years older, starred at Clemson University and played Minor League baseball from 2005-2012, reaching as high as Double-A...Kris was a fifth round pick of the Braves in 2002 out of high school and a second round pick of the Marlins in the 2005 draft...Hunter volunteers with Best Buddies MD, an organization that assists Marylanders with intellectual and developmental disabilities.

HARVEY

CAREER TRANSACTIONS

- 2015.....Selected by BAL in first round (22nd overall) off First-Year Player Draft
- 2021.....Claimed off waivers by SF from BAL, Nov. 5
- 2022.....Claimed off waivers by Washington from SF, March 21.

SIGNED BY

Chris Gale (Orioles)

CÉSAR HERNÁNDEZ

1



@cesarher07

2B

BORN / 2022 OPENING DAY AGE 5/23/90 Valencia, VEN / 31
BATS / THROWS Switch / Right

MLB SERVICE 7.154
HEIGHT / WEIGHT 5'10" / 183

ACQUIRED
 Signed as a free agent, Nov. 30, 2021.

SCHOOL
 Unidad Educativa Cabriales (VEN)

HERNÁNDEZ CAREER RECORD / UPDATED STATS

YEAR	CLUB	AVG	G	AB	R	H	TB	2B	3B	HR	RBI	SH	SF	HP	BB	SO	SB	CS	OBP	SLG	OPS	F
2007	VSL Phillies	.276	54	181	32	50	79	7	8	2	21	7	2	4	11	30	6	4	.328	.436	.765	15
2008	VSL Phillies	.315	60	197	31	62	84	7	6	1	24	1	2	1	33	22	19	7	.412	.426	.838	8
2009	GCL Phillies	.267	41	150	21	40	47	5	1	0	18	1	3	4	17	20	13	5	.351	.313	.664	10
2010	Williamsport	.325	65	255	36	83	100	13	2	0	23	0	3	3	26	27	32	6	.390	.392	.782	7
2011	Clearwater	.268	119	421	47	113	140	7	4	4	37	5	2	1	23	80	23	10	.306	.333	.639	13
2012	Lehigh Valley	.248	30	121	13	30	36	4	1	0	6	3	1	0	4	11	5	3	.270	.298	.567	5
	Reading	.304	103	411	50	125	179	26	11	2	51	10	2	0	27	67	16	12	.345	.436	.781	15
2013	Lehigh Valley	.309	104	391	59	121	157	12	9	2	34	5	2	1	41	81	32	8	.375	.402	.776	12
	Philadelphia	.289	34	121	17	35	40	5	0	0	10	0	0	1	9	26	0	3	.344	.331	.674	6
	Reading	.500	3	10	2	5	6	1	0	0	3	1	1	0	1	1	1	0	.500	.600	1.100	1
2014	Lehigh	.256	40	156	23	40	52	6	3	0	10	0	0	0	15	34	7	4	.322	.333	.655	7
	Philadelphia	.237	66	114	13	27	32	2	0	1	4	1	1	0	9	33	1	1	.290	.281	.571	3
	Reading	.340	26	103	13	35	50	4	1	3	14	0	1	0	13	13	1	3	.410	.485	.896	9
2015	Philadelphia	.272	127	405	57	110	141	20	4	1	35	4	1	2	40	86	19	5	.339	.348	.687	9
2016	Philadelphia	.294	155	547	67	161	215	14	11	6	39	5	2	2	66	116	17	13	.371	.393	.764	12
2017	Philadelphia	.294	128	511	85	150	215	26	6	9	34	0	1	4	61	104	15	5	.373	.421	.793	11
	Clearwater*	.143	4	7	2	1	1	0	0	0	1	0	0	1	9	2	0	0	.647	.143	.790	0
2018	Philadelphia	.253	161	605	91	153	219	15	3	15	60	1	3	4	95	155	19	6	.356	.362	.718	12
2019	Philadelphia	.279	161	612	77	171	250	31	3	14	71	0	4	6	45	100	9	2	.333	.408	.741	12
2020	Cleveland	.283	58	233	35	66	95	20	0	3	20	1	0	2	24	57	0	0	.355	.408	.763	4
2021	Cleveland	.231	96	376	60	87	162	17	2	18	47	0	2	4	38	90	0	0	.307	.431	.738	7
2021	Chicago (AL)	.232	53	194	24	45	58	4	0	3	15	0	1	1	21	45	1	1	.309	.299	.608	5
MINORS TOTALS		.293	649	2403	329	705	931	92	46	14	242	33	19	15	220	388	155	62	.354	.387	.741	102
MLB TOTALS		.270	1039	3718	526	1005	1427	154	29	70	335	12	15	26	408	812	81	36	.345	.384	.729	81

* - Rehab Assignment

2020 POSTSEASON

RD.	CLUB.	OPP	AVG	G	AB	R	H	TB	2B	3B	HR	RBI	SH	SF	HP	BB	SO	SB	CS	OBP	SLG	OPS	F
ALWC	CLE	vs. NYY	.375	2	8	2	3	4	1	0	0	1	0	0	0	1	3	0	0	.444	.500	.944	0
TOTALS			.375	2	8	2	3	4	1	0	0	1	0	0	0	1	3	0	0	.444	.500	.944	0

2021 POSTSEASON

RD.	CLUB.	OPP	AVG	G	AB	R	H	TB	2B	3B	HR	RBI	SH	SF	HP	BB	SO	SB	CS	OBP	SLG	OPS	F
ALDS	CWS	vs. HOU	.285	3	7	0	2	2	0	0	0	0	0	0	0	4	3	0	0	.545	.286	.831	0
TOTALS			.285	3	7	0	2	2	0	0	0	0	0	0	0	4	3	0	0	.545	.286	.831	0

CAREER

Veteran second baseman signed a one-year contract with Washington in Nov. 2021... Won the American League Gold Glove in 2020 and led the American League (3rd in MLB) with 20 doubles...Hernandez played in 161 games in both 2018 and 2019 and led the National League with 11 triples in 2016...He began his Major League career with the Philadelphia Phillies, hitting .277/.352/.381 in 832 games across seven Major League seasons (2013-19)...Has 18 career leadoff home runs, tied for ninth among active Major League players.

2021

Hit a career-high 21 home runs in 149 games between Cleveland and Chicago (AL)... He ranked among American League switch hitters in home runs (5th, 21), extra-base hits (6th, 44) and slugging percentage (7th, .386)...Combined to hit .232 with 21 doubles, two triples, 21 home runs, 62 RBI, 59 walks and 84 runs scored...Hit a career-high five leadoff home runs...Hit his first career walk-off home run, May 22 vs. MIN (Colome).

AWARDS AND HONORS

- 2020 Rawlings Gold Glove (AL second baseman)
- 2018 Philadelphia's Heart and Hustle Award (MLBAAA)
- 2014 Philadelphia's No. 7 prospect, per *Baseball America*
- 2013 MiLB.com Organization All-Star
- 2013 International League All-Star (post-season)
- 2013 International League Player of the Week (July 8)
- 2013 International League All-Star (mid-season)
- 2013 Philadelphia's No. 15 prospect, per *Baseball America*
- 2012 MiLB.com Organization All-Star
- 2012 Eastern League All-Star (post-season)
- 2012 Eastern League All-Star (mid-season)
- 2012 Philadelphia's No. 14 prospect, per *Baseball America*
- 2011 Philadelphia's No. 19 prospect, per *Baseball America*
- 2010 New York-Penn League All-Star (mid-season)

2020

Won the American League Gold Glove at second base...Led American League second baseman in FanGraphs.com defensive rating (4.7) and ranked second among American League second basemen in defensive runs saved (6)...He led the American League and ranked third in Major League Baseball with 20 doubles...Also led American League second basemen in hits (66), runs (35), doubles (20) and walks (24) and was third in bWAR behind DJ LeMahieu and Brandon Lowe...Became the first player in the history of the franchise to hit leadoff home runs in consecutive games, Aug. 23 vs. Detroit (Skubal) and August 24 vs. Minnesota (Maeda).

2019

In his final season in Philadelphia, ranked tied for first in the National League in infield hits (25), second in singles (123) and second games (161) and tenth in multi-hit games (49)...Led the Phillies with 171 hits...Set career highs in multi-hit games (49), at-bats (612), hits (171), doubles (31), XBH (48), RBI (71), total bases (250), go-ahead RBI (14) and game-winning RBI (10)...Ranked second in MLB with 170 hits as a second baseman...Finished his Phillies career ranked fourth in franchise history with 11 career leadoff homers.

2018

Hit .253 with 15 doubles, three triples, 15 homers, 60 RBI, 95 walks, 155 strikeouts, 19 stolen bases and 91 runs scored in 161 games...His 95 walks were a career-high and ranked fifth in the National League...His 19 stolen bases matched a career mark (2015)...Reached base safely in 28 consecutive games (.367 OBP) from April 22 to May 25, the second-longest on-base streak of his career (29 games, 8/24-9/24/16).

2017

Matched a career-high hitting .294 in 128 games...Also hit .294 in 2016...Hit a leadoff home run off Gio Gonzalez on Opening Day to become the first Phillies player to hit a leadoff home run on Opening Day since 1938 (Emmett Mueller).

2016

Set career marks in batting average (.294) and triples (11)...Both still stand entering 2022...The 11 triples were tied for the most in Major League Baseball with Brandon Crawford and Chris Owings...Led the National League in infield hits (34) and bunt hits (15)...His 15 bunt hits were the most by a Phillies player in one season since 1975, when Larry Bowa also had 15.

2015

Hit .272 with 20 doubles, four triples, one homer, 35 RBI, 40 walks, 19 stolen bases and 57 runs scored in his first full Major League season.

2014

Hit his first career home run, May 17 vs. Cincinnati (LeCure)...Hit .237 with two doubles, one homer, four RBI, nine walks and 13 runs in 66 games.

2013

Began the season with Triple-A Lehigh Valley...Was recalled on May 29 and made Major League debut that day vs. Boston...Singled for his first Major League hit the following day May 30 vs. Boston (Morales)...Hit .289 with five doubles, 10 RBI, nine walks and 17 runs scored in 34 games

2012

Hit .291 with 30 doubles, 12 triples, two homers, 57 RBI, 31 walks, 21 stolen bases and 63 runs scored in 133 games between Double-A Reading and Triple-A Lehigh Valley...His 30 doubles were a career-high.

2011

Spent the entire season with Single-A Clearwater...Hit .268 with seven doubles, four triples, four homers, 37 RBI, 23 walks, 23 stolen bases and 47 runs scored in 119 games.

2010

Stole 32 bases in in just 65 games with Williamsport of the New York-Penn League.

2009

In his first domestic season, hit .267 with five doubles, one triple, 18 RBI, 17 walks, 13 stolen bases and 21 runs scored in 41 games in the GCL.

PERSONAL

César (SAY-zahr) Augusto Hernández...Is married to wife, Gabriela Altuve...They have one daughter, Nathalia Gabriela and one son, Aziel...Attended Unidad Educativa Cabriales, where he played basketball, volleyball and baseball.

HERNÁNDEZ

CAREER TRANSACTIONS

2007Signed with PHI as a non-drafted free agent, July 2.
 2019Signed with CLE as a free agent, Dec. 29.
 2021Signed with CLE as a free agent, Jan. 29
 2021Acquired by CWS in exchange for LHP Konnor Pilkington, July 29.
 2021Signed with Washington as a free agent, Nov. 30.

SIGNED BY

Sal Agostinelli and Jesús Méndez (Phillies)

CAREER FIELDING

YEAR / POS.	PCT.	G	PO	A	E	TC	DP
2021 / 2B	.976	142	175	303	12	490	73
2021 / SS	—	1	0	0	0	0	0
CAREER / 2B	.980	896	1387	2168	71	3626	529
CAREER / 3B	.912	24	13	39	5	57	2
CAREER / SS	.22	.984	24	38	1	63	8
CAREER / OF	.918	22	45	0	4	49	0

CAREER BESTS

SINGLE-GAME HITS.....4, 8x, last: 9/8/18 at NYM
 SINGLE-GAME RBI.....5, 6/18/21 at PIT
 HITTING STREAK.....12 games, 8/15-8/28/11
 MULTI-HR GAMES (1).....5/31/21 vs. CWS (2)
 CAREER GRAND SLAMS (1).....6/18/21 at PIT (Howard)
 CAREER PINCH HOMERS (1).....5/30/15 vs. COL (Betancourt)
 CAREER WALK-OFF HOMERS (1).....5/22/21 vs. MIN (Colome)

YADIEL HERNANDEZ 29

@yadielhernandez22

OF

BORN / 2022 OPENING DAY AGE

10/9/87 Matanzas, Cuba / 34

BATS / THROWS

Left / Right

MLB SERVICE

1.028

HEIGHT / WEIGHT

5'10" / 197

ACQUIRED

Signed as a Minor League free agent, Oct. 1, 2016.



HERNANDEZ CAREER RECORD / UPDATED STATS

YEAR	CLUB	AVG	G	AB	R	H	TB	2B	3B	HR	RBI	SH	SF	HP	BB	SO	SB	CS	OBP	SLG	OPS	E
2009	Matanzas (Cuba)	.328	75	253	50	83	130	17	3	8	34	2	2	3	39	51	1	0	.421	.514	.935	4
2010	Matanzas (Cuba)	.329	89	307	57	101	144	11	1	10	42	3	5	8	51	47	3	4	.431	.469	.900	5
2011	Matanzas (Cuba)	.330	95	297	66	98	157	23	6	8	67	2	1	5	80	46	1	4	.478	.529	1.006	0
2012	Matanzas (Cuba)	.270	84	293	54	79	116	7	0	10	48	2	2	3	64	56	3	1	.403	.396	.799	2
2013	Matanzas (Cuba)	.323	86	294	52	95	143	18	0	10	69	0	9	4	69	38	3	2	.447	.486	.933	0
2014	Matanzas (Cuba)	.369	85	282	64	104	151	20	3	7	51	0	3	7	77	47	5	4	.509	.535	1.045	4
2015																						
2016																						
2017	Harrisburg	.292	120	397	57	116	175	21	1	12	59	3	3	1	56	66	5	2	.379	.441	.820	4
2018	Harrisburg	.315	19	108	17	34	58	3	0	7	22	0	0	1	20	18	2	1	.426	.537	.963	1
	Syracuse	.277	95	325	45	90	140	15	1	11	46	1	1	0	36	88	2	1	.348	.431	.779	2
2019	Fresno	.323	126	439	87	142	265	22	1	33	90	0	5	1	63	106	7	5	.406	.604	1.009	2
2020	Washington	.192	12	26	3	5	11	3	0	1	6	0	1	0	1	12	0	0	.214	.423	.637	0
2021	Washington	.273	112	264	33	72	109	8	1	9	32	0	2	1	22	59	3	0	.329	.413	.742	1
	Rochester	.288	15	59	9	17	34	2	0	5	12	0	0	0	5	11	0	1	.344	.576	.920	0
	CUBAN NATIONAL SERIES	.324	514	1726	343	560	841	96	13	53	311	9	22	30	380	285	16	15	.449	.487	.937	15
	MINORS TOTALS	.300	385	1328	215	399	672	63	3	68	229	4	9	3	180	289	16	10	.383	.506	.889	9
	MLB TOTALS	.266	124	290	36	77	120	11	1	10	38	0	3	1	23	71	3	0	.319	.414	.732	1

CAREER

Power-hitting left-handed hitting outfielder made his Major League debut in 2020 at the age of 32 after six seasons in Cuba and three in Washington's system...Washington's 2019 Minor League Player of the Year...Won the 2020-21 Mexican Winter League batting title, hitting .339 with 10 doubles, four homers, 24 RBI, a .448 on-base percentage and a .475 slugging percentage.

2021

In his first full Major League season, ranked among National League rookies (min. 285 PA) in batting average (3rd, .273), OPS (5th, .742), slugging percentage (6th, .413) and on-base percentage (6th, .329)...Hit .282/.338/.435 with six doubles, one triple, eight home runs, 27 RBI, 18 walks, three stolen bases and 25 runs scored in 56 starts...Went 13-for-50 (.260) with two doubles and one homer a pinch hitter...Hit .300 with a .513 slugging percentage against left-handed pitchers...Hit four homers in 86 plate appearances off left-handed pitchers and five homers in 203 plate appearances against righties...Went 10-for-18 (.556) with a homer, and three RBI in five games from April 24 to May 1...Recorded a career-high nine-game hitting streak, July 29-Aug. 6 (15-for-31, 3 2B, 2 HR, 7 RBI, 3 BB, 7 R)...On May 16 at Arizona, hit a pinch-hit three-run home run just past the left field foul pole to propel the Nationals to the 3-0 win...On Aug. 1 vs. Chicago, clubbed his second career walk-off home run...Was a part of a four-hit, two-home run game.

2020

Opened the season at the Alternate Training Site...Had his contract selected on Sept. 10...Made MLB debut, Sept. 10 vs. Atlanta as a pinch runner...Hit a walk-off home run on Sept. 22 vs. Philadelphia (Workman) for his first career homer...Per Elias, at 32 years, 349 days, he became the oldest player in MLB history to hit a walk-off homer for his first career home run...Recorded his first MLB hit, Sept. 20 at Miami (double)...Made one start in right field and the rest (7 GS) as the designated hitter.

AWARDS AND HONORS

- 2019 Washington's Minor League Player of the Year
- 2019 MiLB.com Organization All-Star
- 2019 Pacific Coast League All-Star (mid-season)
- 2018 MiLB.com Organization All-Star
- 2017 Eastern League Player of the Week (Sept. 4)



2019 POSTSEASON NATIONALS PARK NATIONALS IN THE COMMUNITY FRONT OFFICE & OWNERSHIP EXECUTIVES MANAGER & COACHING STAFF PLAYERS 2021 IN REVIEW HISTORY & RECORDS SCOUTING, RESEARCH & PLAYER DEV. MEDIA



2019

Washington's 2019 Minor League Player of the Year...Paced Washington's Minor League system in home runs (33), RBI (90), slugging percentage (.604), OPS (1.009), hits (142), extra-base hits (56) and runs scored (87) in his third season in Washington's Minor League system...Led Nationals full-season Minor Leaguers in batting average (.323), while his .406 on-base percentage ranked second...Was named Fresno's team Most Valuable Player and was selected to the Triple-A All-Star game in his first full Triple-A season.

2018

Ranked among Nationals Minor Leaguers in home runs (2nd, 18), RBI (3rd, 68) and average (9th, .286) in 124 games.

2017

In his first season in the United States, he ranked among Eastern League hitters in on-base percentage (3rd, .379), walks (7th, 56), and batting average (9th, .292)...His .292 average was good for sixth among Nationals farmhands...Was named Eastern League Player of the Week on Sept. 4.

PERSONAL

Yadiel Hernandez...From 2009-14, played for Cocodrilos de Matanzas of the Cuban Baseball Federation, breaking into the league as a 21-year old, more than four years younger than the league average age...Recorded more walks (380) than strikeouts (285) in his Cuban baseball career...Was rated by *Baseball America* as the No. 16 Cuban prospect entering 2015...In his final season (2014), ranked among Cuban National Series hitters in batting average (2nd, .369), on-base percentage (2nd, .509), OPS (3rd, 1.045), runs scored (T3rd, 64) and doubles (4th, 20).

HERNANDEZ	CAREER TRANSACTIONS									
	2016 Signed as a Minor League free agent, Oct. 1.									
	SIGNED BY									
	Johnny DiPuglia (Nationals)									
	CAREER FIELDING									
	YEAR / POS.	PCT.	G	PO	A	E	TC	DP		
	2021 / LF	.990	48	94	1	1	96	1		
	2021 / RF	1.000	13	23	0	0	2	0		
	CAREER / LF	.990	48	94	1	1	96	1		
	CAREER / RF	1.000	14	25	0	0	25	0		
CAREER BESTS										
SINGLE-GAME HITS..... 4, 8/1/21 vs. CHI										
SINGLE-GAME RBI..... 3, 4x, last: 9/7/21 at ATL										
HITTING STREAK..... 9 games, 7/29-8/6/21										
MULTI-HR GAMES (1)..... 8/1/21 vs. CHI (2)										
CAREER GRAND SLAMS..... None										
CAREER PINCH HOMERS (1)..... 5/16/21 at ARI (Chrichton)										
CAREER WALK-OFF HOMERS (2) 9/22/20 vs. PHI (Workman) 8/1/21 vs CHI (Rodriguez)										



CHRIS HERRMANN 43



@chrisherm

@HerrmTheWorm

C

BORN / 2022 OPENING DAY AGE 11/24/87 Tomball, Texas / 34
BATS / THROWS Left / Right

MLB SERVICE 5.128
HEIGHT / WEIGHT 6'0" / 200

ACQUIRED
 Signed as a Minor League free agent, March 11, 2022.

SCHOOL
 University of Miami

HERRMANN CAREER RECORD

YEAR	CLUB	AVG	G	AB	R	H	TR	2B	3B	HR	RBI	SH	SF	HP	BB	SO	SB	CS	OBP	SLG	OPS	F
2009	Elizabethton	.297	59	236	45	70	107	14	1	7	30	1	2	5	33	40	2	2	.391	.453	.845	2
2010	Fort Myers	.219	107	356	34	78	107	17	3	2	30	2	2	7	41	74	3	2	.310	.301	.611	5
2011	Fort Myers	.310	24	87	14	27	37	5	1	1	16	2	2	0	15	6	1	0	.404	.425	.829	1
	New Britain	.258	97	337	53	87	132	14	5	7	46	3	0	2	64	68	9	3	.380	.392	.771	7
2012	Minnesota	.056	7	18	0	1	1	0	0	0	1	0	0	0	1	5	0	0	.105	.056	.161	0
	New Britain	.276	127	490	91	135	192	25	1	10	61	1	6	1	58	89	2	1	.350	.392	.741	4
2013	Minnesota	.204	57	157	16	32	51	7	0	4	18	3	0	0	18	49	0	1	.286	.325	.611	2
	Rochester	.227	69	247	31	56	77	9	3	2	22	2	1	1	24	61	3	2	.297	.312	.608	3
2014	Minnesota	.213	33	75	8	16	19	3	0	0	4	0	0	0	4	17	1	0	.253	.253	.506	1
	Rochester	.304	60	204	31	62	103	18	4	5	26	0	1	2	21	45	4	1	.373	.505	.878	3
2015	Minnesota	.146	45	103	13	15	28	5	1	2	10	1	0	2	7	37	0	0	.214	.272	.486	3
	Rochester	.260	23	73	9	19	25	3	0	1	6	0	2	2	11	13	3	0	.364	.342	.706	2
2016	Arizona	.284	56	148	21	42	73	5	4	6	28	1	1	0	16	44	4	0	.352	.493	.845	2
	AZL D-backs	.417	4	12	2	5	8	3	0	0	0	0	0	1	1	1	0	0	.500	.667	1.167	0
	Reno	.087	7	23	3	2	3	1	0	0	3	0	1	1	3	8	0	0	.214	.130	.345	0
2017	Arizona	.181	106	226	35	41	78	7	0	10	27	0	1	0	29	67	5	0	.273	.345	.619	2
2018	Seattle	.237	36	76	6	18	32	4	2	2	7	0	1	0	10	24	0	0	.322	.421	.743	1
	Tacoma	.257	42	136	26	35	58	3	1	6	24	1	0	1	36	42	0	0	.416	.426	.843	2
2019	Las Vegas	.333	13	51	14	17	34	3	1	4	13	0	1	0	6	18	0	0	.397	.667	1.063	0
	Oakland	.202	30	84	9	17	23	3	0	1	8	1	0	0	9	29	0	0	.280	.274	.553	2
2021	Worcester	.222	48	153	26	34	66	9	1	7	20	0	2	3	22	56	0	0	.328	.431	.759	0
MINORS TOTALS		.261	680	2405	379	627	949	124	21	52	297	12	20	26	335	521	27	11	.355	.395	.749	29
MLB TOTALS		.205	370	887	108	182	305	34	7	25	103	6	3	2	94	272	10	1	.282	.344	.626	13

CAREER

Veteran enters his 14th professional season with an invite to Major League Spring Training after playing in Boston's Minor League system in 2021... Selected by Minnesota in the sixth round of the 2009 First-Year Player Draft...Has made three Opening Day rosters with the Twins (2015) and Diamondbacks (2016-17).

2021

Spent the season in the Red Sox Minor League system, after attending Major League Spring Training....Hit .222 (34-for-153) in 48 games with Triple-A Worcester...Had season-high three hit games on May 13 and June 12 vs. Syracuse and again on June 30 against Scranton/Wilkes-Barre...Put together a five game hitting streak from June 22-30 with a .474 (9-for-19) average including two home runs, a triple, three doubles and six RBI.

2020

Signed with the Rays as a Minor League free agent on Jan. 7 and attended spring training as a non-roster invitee...Played in nine Grapefruit League games, making four starts at catcher and one at DH...Released by the Rays on July 18...Signed with the Giants as a minor league free agent on July 25...Split the remainder of the season between the taxi squad and the Alternate Training Site.

2019

Underwent arthroscopic right knee surgery during spring training, performed by Dr. Doug Freedberg in Scottsdale, AZ...Began playing with Triple-A Las Vegas on June 13, hitting .333 (17-for-51) in 13 games...Called up to Oakland on July 2 making his debut that same day against Minnesota...Hit a go-ahead grand slam off Jake Odorizzi in his second at-bat becoming the first player in A's history to hit a grand slam in his team debut.

2018

Was with Arizona during Spring Training before he was designated for assignment on March 25...Signed a minor league deal with Seattle on April 5 and started the year at Triple-A Tacoma before joining the Mariners on May 27...With the exception of a three-week stint on the injured list, he spent the rest of the season with Seattle appearing in 36 games...Batted .237 with seven RBI adding 10 walks, good for a .322 on-base percentage...Tossed out 3-of-14 (17.6%) attempted base stealers...Went 1-for-8 (12.5) with a home run and three RBI as a pinch hitter

AWARDS AND HONORS

- 2013..... Minnesota's No. 18 prospect, per *Baseball America*
- 2012..... Minnesota's No. 14 prospect, per *Baseball America*
- 2012..... Eastern League All-Star (mid-season)
- 2011..... MiLB.com Organizational All-Star
- 2010..... Florida State League All-Star (mid-season)

2017

Hit .181 with 35 runs, seven doubles, 10 home runs, 27 RBI and 29 walks in 106 games with Arizona...Made 54 starts at four different positions: 35 at catcher, 17 in left field, one in right field and one at first base...Posted a 3.17 catcher ERA, the lowest in the Majors among players with at least 40 games played...Reached double-digit homers for the first time in his career...Also set career-highs in games, runs, walks and total bases...Connected for his first career walkoff home run May 17 against New York (NL)...Hit a leadoff home run in his first career start batting leadoff on June 26 against Philadelphia.

2016

Had career highs in batting (.284), on-base percentage (.352), slugging percentage (.493), hits (42), triples (4) and RBI (28) in his first season with Arizona...Made 29 starts at catcher, three in left field, two in right field and one in center field...Threw out 6-of-17 (35.3%) of attempted base stealers...Recorded his first career multi-homer game May 8 at Atlanta...Made his first career start in center field on May 15, 2016 against San Francisco...Ranked third in the National League in slugging percentage (.679) and OPS (1.122) in the month of May, fifth in batting (.377) and sixth in on-base percentage (.443)...Underwent surgery to repair two broken metacarpals in his left hand on Sept. 13 by Dr. Don Sheridan.

2015

Split the season between Minnesota and Triple-A Rochester...Appeared in 45 games with the Twins and hit .146 with five doubles, two home runs and 10 RBI...Played in a career-high 38 games (32 starts) at catcher...Also appeared in two games in right field and first base...Made his first Opening Day roster.

2014

Participated in his fourth spring training before being optioned to Triple-A Rochester on March 24...Played two games for the Red Wings and was recalled April 7 when Jason Bartlett was placed on the 15-day injured list...Had two separate stints on the injured list and was involved in a total of six transactions involving Triple-A Rochester and Minnesota...Was recalled on Sept. 2 and spent the rest of season with Twins...Stole his first career base Sept. 27 at Detroit off Alex Avila and Kyle Lobstein...Hit .318 (7-for-22) with three doubles, three RBI and three runs scored in final six games.

2013

Participated in Twins Major League Spring Training...Started the season with Triple-A Rochester and hit safely in a season-high 10 straight games May 23-June 20...Was recalled by Minnesota in the middle of the streak on May 27...hit his first career home run June 2 vs. Seattle, a solo shot off Jeremy Bonderman...Appeared in seven games and was optioned back June 14...Recalled by Minnesota July 14...went 3-for-5 with a home run and a career-high four RBI July 23 at Los Angeles (AL), which included a 10th inning grand slam.

2012

Appeared in seven Major League games in September, going 1-for-18 in his first-career big league action...Was an invitee to Twins Spring Training for the second straight season...Began the season with Double-A New Britain...Named the Twins Minor League Player of the Week on May 25 after batting .450 (9-for-20) with three doubles, one home run, three RBI and six runs scored...Named to the Eastern League Midseason All-Star team...Selected to the Twins Major League roster on Sept. 14 and made his major league debut on Sept. 16 vs. Chicago (AL) as a defensive replacement, later grounding out in his first at-bat...Recorded first career hit, a single, off Cody Epley in the ninth inning on Sept. 26 vs. New York (AL).

2011

Was invited to Twins Major League Spring Training for the first time in his career...Started season with Fort Myers and hit safely in 14 of first 15 games, batting .362 (21-for-58) in that span...Was promoted to Double A New Britain May 4...Named an MiLB.com Organizational All-Star.

2010

Spent the season at High-A Fort Myers...Threw out 21-of-59 (36%) attempted base stealers...Named Florida State League Midseason All-Star.

2009

Began his professional career with Rookie Level Elizabethton, finishing fourth in the Appalachian League in runs scored (45)...Batted .297 with 14 doubles, one triple, seven home runs, 30 RBI, 33 walks and a .391 on-base percentage in 59 games.

PERSONAL

Christopher Ryan Herrmann...Married to wife, Shelby and has a son, Crew, born in 2017...Did their baby gender reveal at Chase Field on dbTV...Graduated from Tomball (Texas) High School in 2006...Attended Alvin Community College and the University of Miami...Named to the NJCAA Division I All-American Team and to the JUCO World Series All-Tournament Team in 2008...Honored with the NJCAA Rawlings Big Stick Award...Led the Hurricanes in average (.341), runs scored (59) and on-base percentage (.458) as a junior in 2009.

CAREER TRANSACTIONS		CAREER FIELDING	
2008Selected by BAL in 10th round of First-Year Player Draft (did not sign).	YEAR / POS	PCT. G PO A E TC DP PB
2009Selected by MIN in the 6th round of First-Year Player Draft.	CAREER / C	.992 198 1210 81 10 1301 5 8
2015Acquired by ARI in exchange for OF Daniel Palka on Nov. 10.	CAREER / 1B	.958 10 21 2 1 24 5 5
2018Signed by SEA as a Minor League free agent, Apr. 5.	CARRER / OF	.981 88 98 5 2 105 2
2018Signed by OAK as a free agent, Dec. 11	CAREER BESTS	
2020Signed by TB as a Minor League free agent, Jan. 7	SINGLE-GAME HITS	4, 7/14/19 vs MIN
2020Signed by SF as a Minor League free agent, July 25.	SINGLE-GAME RBI	4, 3x, Last: 7/2/19 vs MIN
2021Signed by BOS as a Minor League free agent, Feb. 5.	HITTING STREAK	5, 3x, Last: 2016, 6/19-6/26
2022Signed by Washington as a free agent, March 11.	MULTI-HR GAMES (1)	5/8/16 at ATL
		CAREER GRAND SLAMS (2)	7/23/13 at LAA (Frieri) 5/8/16 vs. MIN (Odorizzi)
		CAREER PINCH HOMERS (1)	9/25/18 vs. OAK (Pagan)
		CAREER WALK-OFF HOMERS (2)	5/17/17 vs. NYM (Montero) 9/25/18 vs OAK (Pagan)
SIGNED BY			
Hector Otero (Twins)			

CARTER KIEBOOM

8



Instagram: @ckieboom22

Twitter: @carterkieboom

3B

BORN / 2022 OPENING DAY AGE 9/3/97 Marietta, Ga. / 24
BATS / THROWS Right / Right

MLB SERVICE 1.086
HEIGHT / WEIGHT 6'2" / 200

ACQUIRED
 Selected in the first round (No. 28 overall) of the 2016 First-Year Player Draft.

SCHOOL
 Walton (Ga.) High School

KIEBOOM CAREER RECORD / UPDATED STATS **BASEBALL REFERENCE**

YEAR	CLUB	AVG	G	AB	R	H	TR	2B	3B	HR	RBI	SH	SF	HP	BB	SO	SB	CS	OBP	SLG	OPS	F
2016	GCL Nationals	.244	36	135	22	33	61	8	4	4	24	0	3	5	12	43	1	2	.323	.452	.774	9
2017	Hagerstown	.296	48	179	36	53	89	12	0	8	26	0	0	3	28	40	2	2	.400	.497	.897	7
	GCL Nationals	.417	6	12	1	5	8	3	0	0	5	0	0	1	3	0	0	0	.563	.667	1.230	2
	Auburn	.250	7	28	4	7	11	1	0	1	4	0	0	0	1	2	1	0	.276	.393	.669	2
2018	Potomac	.298	61	245	48	73	121	15	0	11	46	0	3	1	36	50	6	1	.386	.494	.880	12
	Harrisburg	.262	62	248	36	65	98	16	1	5	23	0	1	2	22	59	3	1	.326	.395	.721	14
2019	Fresno	.303	109	412	79	125	203	24	3	16	79	0	5	9	68	100	5	2	.409	.493	.902	16
	Washington	.128	11	39	4	5	11	0	0	2	2	0	0	0	4	16	0	0	.209	.282	.491	4
2020	Washington	.202	33	99	15	20	21	1	0	0	9	0	1	5	17	33	0	1	.344	.212	.556	3
2021	Washington	.207	62	217	26	45	69	6	0	6	20	0	2	5	25	62	0	0	.301	.318	.619	6
	Rochester	.236	44	148	26	35	57	7	0	5	23	0	0	7	26	31	1	1	.376	.385	.761	3
MINORS TOTALS		.281	373	1407	252	396	648	86	8	50	231	0	12	28	196	325	19	9	.377	.461	.838	65
MLB TOTALS		.197	106	355	45	70	101	7	0	8	31	0	3	10	46	111	0	1	.304	.285	.589	13

CAREER

Washington's first-round pick (No. 28 overall) in 2016 and the organization's top prospect in 2020...Was cited by *Baseball America* as the "Best Power Hitter" and as having the "Best Strike-Zone Discipline" among Nationals Minor Leaguers throughout his ascent to the big leagues...Was drafted as and began his career at shortstop but transitioned to third base in 2020.

2021

Appeared in 60 games as Washington's third baseman in his third Major League season...Made Washington's Opening Day roster for the second consecutive year...Enjoyed two Major League stints...Was recalled to the Nationals for good on July 24...Hit .279 with three doubles, four homers, 13 RBI, 11 walks and 13 runs scored in 25 games from July 29 to Aug. 26...Posted a .373 on-base percentage and a .453 slugging percentage during this stretch...He homered in back-to-back games for the 1st time in his career, Aug. 30-31...On Sept. 4 (Game 1), he went 3-for-5 with a double and a career-high three runs scored...Kieboom recorded first career walk-off hit on Sept. 6 vs. New York (NL), a single off Edwin Diaz in the bottom of the ninth inning.

2020

Made Washington's Opening Day roster...Enjoyed two MLB stints...Played exclusively third base (1 GS as DH)...Reached base safely in 12 of 16 games to start the season (.383 OBP)...Recorded 11 assists on Aug. 14 at Baltimore, the most by a third baseman in Nationals history (2005-pres.) passing Ryan Zimmerman (10, many times)... According to the *Elias Sports Bureau*, his 11 assists tied the Major League record for a third baseman in a single game...It has happened many times (last: PIT Kevin Young, 6/25/95)...Was optioned to the Alternate Training site on Aug. 26 and returned Sept. 5...Ranked fourth on the club with 17 walks despite playing in 33 games...Hit safely in six of his last nine games of the season (7-for-27, RBI, 3 BB, 4 R)...Was placed on the Injured List on Sept. 23 after suffering a left wrist contusion on Sept. 21 vs. Philadelphia (HBP).

2019

Made his Major League debut on April 26 vs. San Diego...Clubbed a home run for his first MLB hit that night, a solo homer off Craig Stammen...Led Washington's Minor League system with 68 walks and ranked in runs (3rd, 79), RBI (4th, 79), on-base percentage (4th, .409), slugging percentage (6th, .493), batting average (6th, .303), OPS (7th, .902) and home runs (7th, 16)...Ranked sixth in the Pacific Coast League in walks (68) and seventh in on-base percentage (.409)...Hit .367/.488/.694 with nine doubles, seven homers and 31 RBI in first 27 games of the season...Was selected as a Pacific Coast League post-season All-Star and played his second straight Futures Game.

AWARDS AND HONORS

- 2020 Washington's No. 1 prospect, per *Baseball America*
- 2019 World Series Champion (WSH)
- 2019 SiriusXM All-Star Futures Game at CLE
- 2019 Pacific Coast League All-Star (post-season)
- 2019 MiLB.com Organization All-Star
- 2019 Washington's No. 2 prospect, per *Baseball America*
- 2018 Washington's Minor League Player of the Year
- 2018 MiLB.com Organization All-Star/Player of the Year
- 2018 Arizona Fall League Rising Stars Game
- 2018 SiriusXM All-Star Futures Game at WSH
- 2018 Carolina League All-Star (mid-season)
- 2018 Carolina League Player of the Week (May 13)
- 2018 Washington's No. 4 prospect, per *Baseball America*
- 2017 MiLB.com Organization All-Star
- 2017 Washington's No. 8 prospect, per *Baseball America*

2019 POSTSEASON
 NATIONALS PARK
 NATIONALS IN THE COMMUNITY
 FRONT OFFICE & OWNERSHIP
 EXECUTIVES
 MANAGER & COACHING STAFF
 PLAYERS
 2021 IN REVIEW
 HISTORY & RECORDS
 SCOUTING, RESEARCH & PLAYER DEV.
 MEDIA



2018

Washington's Minor League Player of the Year...Hit .280 with 31 doubles, one triple, 16 homers, 69 RBI, 58 walks, nine stolen bases and 84 runs scored in 123 games between Single-A Potomac and Double-A Harrisburg...Was the second-youngest player in the Eastern League in 2018...He ranked in Washington's system in runs scored (1st, 84), doubles (2nd, 31), RBI (2nd, 69), hits (3rd, 138), home runs (3rd, 16), walks (3rd, 58), slugging percentage (4th, .444) and OPS (4th, 801)...At the time of his promotion to Harrisburg on June 21, he ranked among Carolina League hitters in home runs (T3rd, 11), RBI (3rd, 46), hits (3rd, 73) and batting average (7th, .298)...Was selected to represent the Nationals in the 2018 SiriusXM All-Star Futures Game...After joining the Senators, he hit .362 (25-for-69) with five doubles, two homers, seven RBI, six walks and 12 runs scored in his first 17 games in the Eastern League...He finished the season rated as the No. 34 prospect in all of baseball according to MLB Pipeline.com and the No. 45 prospect according to *Baseball America*...MLB Pipeline.com named him Washington's Organization Prospect of the Year and an Organization All-Star...*Baseball America* also cited him as the No. 5 prospect in the Eastern League following the season...Hit .295 (23-for-78) with one double, one triple, one homer, five RBI, 17 walks and 18 runs scored in 21 games for the Salt River Rafters of the Arizona Fall League.

2017

Began the season with Single-A Hagerstown...Hit .333 (37-for-111) with 10 doubles, six homers, 20 RBI and 21 runs scored in the first 29 games of the season prior to suffering a right leg injury on May 3...Returned to South Atlantic League play on Aug. 15.

2016

Reported to the GCL Nationals following the 2016 Draft...His .452 slugging percentage would have ranked seventh in the GCL, but he fell just short of qualifying...He ranked among team leaders in triples (1st, 4), doubles (T2nd, 8), home runs (3rd, 4), RBI (3rd, 25) and runs scored (3rd, 33).

PERSONAL

Carter Alswinn Kieboom...Attended Walton High School in Marietta, Ga...Was considered one of the best prep hitters in the 2016 First-Year Player Draft...Collected numerous prep All-America honors, including being named a 2016 Rawlings/Perfect Game preseason first-team All-American, 2016 Louisville Slugger first-team preseason All-American by *Collegiate Baseball* and the 2015 Under Armour All-American Game MVP...Also saw time on the mound for Walton as an ambidextrous pitcher...Led Walton to its first state title in 2016, as the school claimed the Georgia Class 6A championship...Signed a National Letter of Intent to play baseball at Clemson (S.C.) University but chose to sign with Washington...Pronounced KEY-boom.

KIEBOOM

CAREER TRANSACTIONS

2016 Selected by Washington in first round (No. 28) of First-Year Player Draft.

SIGNED BY

Eric Robinson (Nationals)

CAREER FIELDING


YEAR / POS.	PCT.	G	PO	A	E	TC	DP
2021 / 3B	.958	60	39	97	6	142	7
Career / 3B	.961	91	55	166	9	230	11
Career / SS	.900	10	15	21	4	40	4

CAREER BESTS

SINGLE-GAME HITS.....	3, 9/4/21 vs. NYM
SINGLE-GAME RBI.....	2, 5x, last: 8/31/21 vs. PHI
HITTING STREAK.....	6, 8/1-8/6/21
MULTI-HR GAMES.....	None
CAREER GRAND SLAMS.....	None
CAREER PINCH HOMERS.....	None
CAREER WALK-OFF HOMERS.....	None



GABE KLOBOSITS 68



@gabe_klobosits

@gabe_klobosits

RHP

BORN / 2021 OPENING DAY AGE BATS / THROWS
5/16/95 Katy, Texas / 26 Left / Right

MLB SERVICE HEIGHT / WEIGHT
0.026 6'8" / 254

ACQUIRED
Selected in the 36th round of the 2017 First-Year Player Draft.

SCHOOL
Auburn (Ala.) University

KLOBOSITS CAREER RECORD / UPDATED STATS BASEBALL REFERENCE

YEAR	CLUB	W	L	ERA	G	GS	CG	SHO	SV	IP	H	R	ER	HR	HB	BB	SO	SO/9	WP	BK	BAA
2017	GCL Nationals	1	0	0.00	2	0	0	0	0	4.0	3	1	0	0	0	1	5	11.3	1	0	.214
	Auburn	0	0	1.66	15	0	0	0	5	21.2	19	4	4	0	1	6	18	7.5	3	0	.244
	Hagerstown	0	0	1.80	3	0	0	0	1	5.0	1	1	1	0	0	1	11	19.8	1	0	.063
2018	Potomac	1	1	2.20	11	0	0	0	1	16.1	14	9	4	0	2	11	18	9.9	2	0	.226
	Potomac	0	0	0.00	7	0	0	0	0	12.1	6	0	0	0	1	4	8	5.8	0	0	.150
2019	GCL Nationals	0	0	5.79	7	0	0	0	0	9.1	9	6	6	1	0	4	6	5.8	1	0	.250
	Hagerstown	0	0	0.00	4	0	0	0	0	5.0	1	0	0	0	0	3	5	9.0	0	0	.063
DID NOT PITCH																					
2021	Harrisburg	2	1	0.90	15	0	0	0	3	20.0	13	3	2	1	0	8	26	11.7	0	0	.183
	Rochester	1	2	2.45	16	0	0	0	3	18.1	15	7	5	0	2	6	20	9.8	0	0	.211
	Washington	0	1	5.56	11	0	0	0	0	11.1	13	8	7	0	1	5	5	4.0	2	0	.283
MINORS TOTALS		5	4	1.77	80	0	0	0	13	112.0	81	31	22	2	6	44	117	9.4	8	0	.200
MLB TOTALS		0	1	5.56	11	0	0	0	0	11.1	13	8	7	0	1	5	5	4.0	2	0	.283

CAREER

Tall right-hander made his Major League debut in 2021...Took part in his first Major League Spring Training earlier that year...Has a 1.77 ERA and has struck out more than a batter per inning across 80 Minor League outings.

2021

Opened the season with Double-A Harrisburg before being promoted to Triple-A Rochester on June 29...Went 3-3 with six saves and a 1.64 ERA in 31 games between the two stops...Struck out 46 batters and allowed just one home run in 38.1 innings pitched...Had his contract selected on July 30 and made his Major League debut that night in the eighth inning against Chicago (NL)...Secured holds in his first three career outings, July 30-Aug. 2...Recorded his first Major League strikeout on Aug. 6 at Atlanta (ALBies)...**2021 Pitch Mix:** 4-Seam Fastball (66%) Split Finger (20.1%) Slider (13.9%)

2020

Participated in Instructional League following the season.

2019

Returned from Tommy John surgery...Tossed 17.1 scoreless innings of relief in 11 games between Single-A Potomac and Single-A Hagerstown...Also made seven appearances with the GCL Nationals.

2018

Went 1-1 with a 2.20 ERA in 11 games for Single-A Potomac...Underwent Tommy John ligament-replacement surgery in May.

2017

Pitched for the GCL Nationals, short-season Single-A Auburn and Single-A Hagerstown...Recorded a 1.47 ERA (5 ER/30.2 IP) in 20 appearances.

PERSONAL

Gabriel Michael Klobosits...Graduated from Pope John XXIII in Katy, Texas...Attended Galveston Junior College in Galveston, Texas...Transferred to Auburn (Ala.) University for his final two collegiate seasons...Appeared in 38 games for Auburn University across two seasons, making seven starts.

AWARDS AND HONORS

- 2019 Washington's No. 27 prospect, per *Baseball America*
- 2018 Washington's No. 30 prospect, per *Baseball America*



KLOBOSITS

CAREER TRANSACTIONS

- 2014 Selected by BOS in the 25th round of the First-Year Player Draft (did not sign).
- 2017 Selected by Washington in the 36th round of the First-Year Player Draft.

SIGNED BY

Tyler Witt (Nationals)

EVAN LEE **59**



@evan_lee02

@Evan_Leeeee

LHP

BORN / 2022 OPENING DAY AGE **BATS / THROWS**
 6/18/97 Bryant, Ark. / 24 Left / Left

MLB SERVICE **HEIGHT / WEIGHT**
 0.000 6'1" / 210

ACQUIRED
 Selected in the 15th round of the 2018 First-Year Player Draft.

SCHOOL
 University of Arkansas

LEE CAREER RECORD / UPDATED STATS **BASEBALL REFERENCE**

YEAR	CLUB	W	L	ERA	G	GS	CG	SHO	SV	IP	H	R	ER	HR	HB	BB	SO	SO/9	WP	BK	BAA
2018	GCL Nationals	0	0	5.40	2	0	0	0	0	1.2	1	1	1	0	0	4	1	5.4	0	0	.167
2019	Auburn	3	2	2.65	12	3	0	0	0	34.0	30	13	10	2	3	17	44	11.6	2	1	.240
2020 DID NOT PITCH																					
2021	Wilmington	4	3	4.32	21	20	0	0	0	77.0	69	39	37	6	7	32	104	12.2	1	0	.239
MINORS TOTALS		7	5	3.83	35	23	0	0	0	114.2	100	53	48	8	10	53	149	11.9	3	1	.238

CAREER

Left-hander was added to Washington's 40-man roster in Nov. 2021...He began his professional career as a reliever, but converted to a starter in 2021...Was a two-way player (LHP/OF/1B) at the University of Arkansas.

AWARDS AND HONORS

2022..... Washington's No. 21 prospect, per *Baseball America*
2021..... High-A East Pitcher of the Week (Sept. 5)

2021

Lee ranked among Nationals Minor Leaguers (min. 70.0 IP) in strikeouts per 9.0 innings (3rd, 12.2), opponents' batting average (3rd, .239), home runs allowed per 9.0 innings (3rd, 0.70), fielding independent pitching (3rd, 3.60), groundball rate (4th, 47.8%) and strikeout-to-walk ratio (5th, 3.25)...Went 4-3 with a 4.32 ERA in 21 games (20 starts) for High-A Wilmington...He struck out 104 batters in 77.0 innings pitched while issuing 32 walks...He finished the season strong, going 3-0 with a 2.83 ERA, 46 strikeouts and a .174 opponents' batting average in his final eight starts of the season...Was named High-A East Pitcher of the Week on Sept. 5 after tossing 6.0 shutout innings with one hit and seven strikeouts on Sept. 2 at Brooklyn...Posted a 4.66 ERA (5 ER/9.2 IP) with 10 strikeouts in nine games for Surprise of the Arizona Fall League.

2020

Participated in Instructional League following the season.

2019

Appeared in 12 games (three starts) for short-season Single-A Auburn, going 3-2 with a 2.65 ERA (10 ER/34.0 IP).

2018

Spent his first professional season with the GCL Nationals.

PERSONAL

Evan Lee...Graduated from Bryant (Ark.) High School...Attended the University of Arkansas...Is married to wife, Sydney...Was a two-way player at Arkansas...He appeared in 18 games as an outfielder in 2018, hitting .300 (15-for-50) with two doubles, three home runs and 15 RBI...He made 15 appearances as a pitcher and finished the 2018 season 4-3 with a 5.00 ERA (10 ER/18 IP), 14 strikeouts and 10 walks.


LEE

CAREER TRANSACTIONS

2018..... Selected in the 15th round of the First-Year Player Draft.

SIGNED BY


Ed Gustafson (Nationals)



ANDRES MACHADO 57

@the.machi.22

RHP



BORN / 2022 OPENING DAY AGE 4/22/93 Carabobo, VEN / 28
BATS / THROWS Right / Right

MLB SERVICE 0.120
HEIGHT / WEIGHT 6'0" / 235

ACQUIRED
 Signed as a Minor League free agent, Feb. 26, 2021

MACHADO CAREER RECORD / UPDATED STATS

YEAR	CLUB	W	L	ERA	G	GS	CG	SHO	SV	IP	H	R	ER	HR	HB	BB	SO	SO/9	WP	BK	BAA
2011	DSL Royals	0	0	4.66	7	1	0	0	0	9.2	9	6	5	0	2	11	7	6.5	3	0	.250
2012	DSL Royals	2	1	2.87	15	3	0	0	4	37.2	37	14	12	1	3	19	27	6.5	5	0	.270
2013	Burlington	0	8	8.34	12	11	0	0	0	45.1	75	46	42	7	6	17	21	4.2	3	0	.373
2014	Burlington	1	2	3.63	7	0	0	0	0	17.1	12	9	7	2	0	11	15	7.8	3	0	.182
2015										DID NOT PITCH / Injured											
2016	Idaho Falls	2	4	3.99	13	13	0	0	0	58.2	67	35	26	5	4	14	64	9.8	5	1	.283
2017	Wilmington	6	7	5.03	21	9	0	0	2	73.1	88	46	41	8	2	14	72	8.8	1	1	.292
	NW Arkansas	0	0	3.00	1	0	0	0	0	3.0	2	1	1	0	1	2	1	3.0	0	0	.182
	Omaha	2	2	3.63	7	7	0	0	0	34.2	30	17	14	6	2	17	38	9.9	0	0	.233
	Kansas City	0	0	22.09	2	0	0	0	0	3.2	10	9	9	2	0	3	1	2.5	0	0	.476
2018	Omaha	0	4	9.72	7	6	0	0	0	25.0	41	33	27	4	1	16	25	9.0	4	0	.360
	NW Arkansas	2	3	3.72	30	6	0	0	9	58.0	60	31	24	5	7	22	47	7.3	3	2	.269
2019	Omaha	3	2	2.89	44	0	0	0	3	74.2	61	29	24	12	5	33	65	7.8	2	0	.218
2020										DID NOT PITCH											
	Rochester	0	0	3.68	11	0	0	0	0	14.2	17	6	6	1	1	4	19	11.7	1	0	.283
	Washington	1	2	3.53	40	0	0	0	0	35.2	30	17	14	4	5	15	30	7.6	3	0	.226
MINORS TOTALS		18	33	4.56	175	56	0	0	18	452.0	499	273	229	51	34	180	401	8.0	30	4	.278
MLB TOTALS		1	2	5.26	42	0	0	0	0	39.1	40	26	23	6	5	18	31	7.1	3	0	.218

CAREER

Former Kansas City Royals farmhand joined the Nationals in Feb. 2021 and became a member of the Major League bullpen later that season...Was Triple-A Omaha's Pitcher of the Year in 2019.

2021

Returned to the Major Leagues for the first time since 2017...Had his contract selected on June 12 and enjoyed four Major League stints...Ranked tied for second in MLB (tied for 1st in the NL) with 34 appearances from July 29 through the end of the season...Pitched to a 0.96 ERA (2 ER/18.2 IP) with a .159 opponents average from July 17 through Aug. 30...Left-handed batters hit .200 (12-for-60) with 15 strikeouts against him...Earned his first career win on Aug. 7 at Atlanta...**2021 Pitch Mix:** 4-Seam Fastball (55.7%) Slider (19.3%) Sinker (15%) Changeup (10%).

2020

Did not pitch.

2019

Was a non-roster invitee to Royals Spring Training...Named Triple-A Omaha Pitcher of the Year, making a team-high 44 appearances...Went 3-2 with a 2.89 ERA and 65 strikeouts in 74.2 innings pitched...Pitched to a 2.70 ERA and a .211 opponents' average in the first half of the season.

AWARDS AND HONORS

- 2018 Kansas City's No. 25 prospect, per *Baseball America*
- 2016 Pioneer League Pitcher of the Week (July 24)



2018

Went 2-7 with nine saves and a 5.53 ERA in 37 games (12 starts) between Triple-A Omaha and Double-A Northwest Arkansas...It marked his last season as a starter before converting to reliever full time...Went 2-1 record with nine saves in 10 opportunities and a 2.15 ERA (7 ER in 29.1 IP) out of the bullpen...Tied for sixth in the Texas League with his nine saves, eight of which came in a 12-appearance span (July 19-Aug. 25).

2017

Made his Major League debut...Had his contract selected from Triple-A Omaha on Sept. 1 and made his Major League debut on Sept. 2 at Minnesota, allowing six runs on four hits in 0.2 inning..Also tossed 3.0 innings of relief at Detroit on Sept. 5, allowing three runs on six hits.Went 8-9 with a 4.54 ERA in 29 appearances (16 starts) between Single-A Wilmington, Double-A Northwest Arkansas and Triple-A Omaha...Struck out a career-high 14 batters in 7.0 innings on July 1 vs. Salem (BOS).

2016

Made 13 starts for Rookie-level Idaho Falls, going 2-4 with a 3.99 ERA (26 ER in 58.2 IP) over the final three months of the season...Didn't make his season debut until June 20 following recovery from Tommy John surgery in 2015...Ranked third in the Pioneer League wit 64 strikeouts.

2015

Missed the season after undergoing Tommy John ligament-replacement surgery.

2014

Went 1-2 with a 3.63 ERA in seven games for Rookie-level Burlington.

2013

Went 0-8 with a 8.34 ERA in 12 games (11 starts) for Rookie-level Burlington.

2012

In his second season with the Dominican Summer League Royals, posted a 2.87 ERA while going 2-1 with four saves in 15 games (three starts).

2011

Made his professional debut for the Dominican Summer League Royals...Posted a 4.66 ERa in seven games (one start).

PERSONAL

Andres Eduardo Machado...Is married to wife, Emanuela...They have two children, Alhan and Emiliano.

MACHADO	CAREER TRANSACTIONS	SIGNED BY
	2010Signed with KCR as a non-drafted free agent, Nov. 17.	Richard Castro and Alberto Garcia (Royals)
	2018.....Signed with KCR as a Minor League free agent, Dec. 4.	
	2019.....Signed with KCR as a Minor League free agent, Nov. 20.	
	2021.....Signed with Washington as a Minor League free agent, Feb. 26.	



DREW MILLAS 76



@drewmillas22

@drewmillas22

C

BORN / 2022 OPENING DAY AGE 1/5/98 Swansea, Ill. / 24
BATS / THROWS Switch / Right

MLB SERVICE 0.000
HEIGHT / WEIGHT 6'2" / 202

ACQUIRED
 Acquired from Oakland along with RHP Richard Guasch and RHP Seth Shuman in exchange for C Yan Gomes and 2B Josh Harrison, July 30, 2021.

SCHOOL
 Missouri State University

MILLAS CAREER RECORD / UPDATED STATS

YEAR	CLUB	AVG	G	AB	R	H	TB	2B	3B	HR	RBI	SH	SF	HP	BB	SO	SB	CS	OBP	SLG	OPS	E	
2019																							
2020																							
2021	Lansing	.255	59	220	34	56	79	12	1	3	28	0	3	2	41	39	10	2	.372	.359	.731	9	
	Wilmington	.284	27	102	15	29	33	4	0	0	20	0	1	2	13	14	5	1	.373	.324	.696	2	
MINORS TOTALS		.264	86	322	49	85	112	16	1	3	48	0	4	4	54	53	15	3	.372	.348	.720	11	

CAREER
 Switch-hitting catcher was acquired by the Nationals at the 2021 Trade Deadline... Was the "Best Defensive Catcher" in their organization, per *Baseball America*, at the time of the trade...Enters 2022 with the "Best Strikezone Discipline" in Washington's Minor League system, according to *Baseball America*...He will take part in his first Major League Spring Training in 2021.

AWARDS AND HONORS

2022..... Washington's No. 29 prospect, per *Baseball America*
 2021..... Oakland's No. 25 prospect, per *Baseball America*

2021
 In his first full professional season, hit .264 with 16 doubles, one triple, three homers, 48 RBI, 15 stolen bases and 49 runs scored in 86 games...Recorded more walks (54) than strikeouts (53)...His 15 stolen bases were sixth most among all Minor League catchers in 2021...Was the No. 13 prospect (mid-season list) in Oakland's Minor League system according to *Baseball America* at the time of the trade...Participated in the Arizona Fall League (.196, 2B, HR, 5 RBI, 3 SO, 8 R)...Recorded 13 walks against just four strikeouts.

2020
 Participated in Instructional League following the season.

PERSONAL
 Andrew Thodore Millas...Graduated from Belleville (Ill.) East High School...Attended Missouri State University...Was one of the top defensive catchers in the 2019 Draft...Was First-Team All-Missouri Valley Conference in 2018 and 2019... Was a *Collegiate Baseball* Preseason All-America in 2019.

MILLAS	CAREER TRANSACTIONS	SIGNED BY
	2019..... Selected by OAK in the seventh round of the First-Year Player Draft.	Steve Abney (Athletics)
	2021..... Acquired by Washington along with RHP Richard Guasch and RHP Seth Shuman in exchange for C Yan Gomes and 2B Josh Harrison, July 30.	



PATRICK MURPHY

52

@p_murphh

@patrickmurphy

RHP

BORN / 2022 OPENING DAY AGE **BATS / THROWS**

6/10/85 Chandler, Ariz. / 26 Right / Right

MLB SERVICE **HEIGHT / WEIGHT**

1.002 6'5" / 211

ACQUIRED

Claimed off waivers from Toronto, Aug. 14, 2021

SCHOOL

Hamilton (Ariz.) High School

MURPHY CAREER RECORD / UPDATED STATS

YEAR	CLUB	W	L	ERA	G	GS	CG	SHO	SV	IP	H	R	ER	HR	HB	BB	SO	SO/9	WP	BK	BAA
2013										DID NOT PITCH / Injured											
2014	GCL Blue Jays	0	1	11.25	3	2	0	0	0	4.0	8	6	5	0	0	2	4	9.0	1	0	.400
2015										DID NOT PITCH / Injured											
2016	Lansing	0	1	4.29	8	2	0	0	2	21.0	24	12	10	3	1	14	20	8.6	1	1	.286
	Vancouver	4	5	2.84	13	13	0	0	0	69.2	71	28	22	0	3	23	48	6.2	11	0	.264
2017	Lansing	4	3	2.94	15	15	0	0	0	88.2	87	38	29	5	1	33	57	5.8	3	0	.263
	GCL Blue Jays	1	0	0.00	3	2	0	0	0	9.0	7	0	0	0	0	1	15	15.0	1	0	.212
	Dunedin	0	1	7.00	2	2	0	0	0	9.0	14	7	7	0	0	3	5	5.0	1	0	.368
2018	Dunedin	10	5	2.64	26	26	1	0	0	146.2	126	51	43	5	4	50	135	8.3	6	0	.233
	New Hampshire	0	0	3.00	1	1	0	0	0	6.0	4	2	2	0	0	3	6	9.0	0	0	.200
2019	New Hampshire	4	7	4.71	18	18	0	0	0	84.0	75	53	44	7	5	27	86	9.2	5	0	.227
2020	Toronto	0	0	1.50	4	0	0	0	0	6.0	6	1	1	0	0	2	5	7.5	0	0	.261
2021	Dunedin	0	0	5.40	3	0	0	0	0	3.1	6	3	2	0	0	1	5	13.5	1	0	.375
	Buffalo	1	1	0.00	10	0	0	0	0	14.2	8	1	0	0	0	8	17	10.4	0	0	.160
	Toronto	0	1	4.82	8	0	0	0	0	9.1	12	6	5	1	2	4	6	5.8	1	0	.316
	Rochester	0	0	4.50	3	0	0	0	0	2.0	2	1	1	0	0	1	3	13.5	0	0	.250
	Washington	0	2	5.30	17	0	0	0	0	18.2	19	12	11	2	2	6	23	11.1	2	0	.250
MINORS TOTALS		24	24	3.24	105	81	1	0	2	458.0	432	202	165	20	14	166	401	7.9	30	1	.248
MLB TOTALS		0	3	4.50	29	0	0	0	0	34.0	37	19	17	3	4	12	34	9.0	3	0	.270

CAREER

Tall, hard-throwing right-hander was acquired by the Nationals from Toronto in mid-August of 2021...Entered the season as Toronto's No. 21 prospect in his entering the organization...Began his professional career as a starter but moved to the bullpen in 2020...Was selected by the Blue Jays in the third round of the 2013 First-Year Player Draft.

2021

Opened the season in Toronto's system before being claimed off waivers by the Nationals on Aug. 14...Struck out 23 batters in 18.2 inning with the Nationals...Went 0-3 with a 5.14 ERA and 29 strikeouts in 25 Major League outings between the two clubs... On Sept. 8 at Atlanta, tossed 2.2 innings of hitless relief with four strikeouts in relief of Sean Nolin, who was ejected in the first inning...**2021 Pitch Mix:** Sinker (33.3%) Curveball (32.9%) 4-Seam Fastball (32.3%) Changeup (1.4%).

2020

Made his Major League debut on Sept. 18 at Philadelphia...Tossed 1.1 innings of one-hit, scoreless relief with three strikeouts.

2019

Returned to Double-A New Hampshire...Went 4-7 with a 4.71 ERA in 18 starts.

2018

Turned in his best professional season...Named the Florida State League Pitcher of the Year...Went 10-5 with a 2.64 ERA and 135 strikeouts in 26 games for Single-A Dunedin...Also made one start with Double-A New Hampshire.

AWARDS AND HONORS

- 2021..... Toronto's No. 21 prospect, per *Baseball America*
- 2020..... Toronto's No. 19 prospect, per *Baseball America*
- 2019..... Toronto's No. 17 prospect, per *Baseball America*
- 2018..... MiLB.com Organization All-Star
- 2018..... *Baseball America* Single-A All-Star
- 2018..... Florida State League All-Star (post-season)
- 2018..... Florida State League Pitcher of the Year
- 2017..... Toronto's No. 20 prospect, per *Baseball America*
- 2016..... Northwest League All-Star (mid-season)
- 2016..... Northwest League All-Star (post-season)

2019 POSTSEASON

NATIONALS PARK

NATIONALS IN THE COMMUNITY

FRONT OFFICE & OWNERSHIP

EXECUTIVES

MANAGER & COACHING STAFF

PLAYERS

2021 IN REVIEW

HISTORY & RECORDS

SCOUTING, RESEARCH & PLAYER DEV.

MEDIA



2017

Went 5-4 with a 3.04 ERA in 20 games (19 starts) between three levels of Toronto's Minor League system.

2016

Returned to the mound, appearing in 21 games (15 starts) between Single-A Lansing and Rookie-level Vancouver...Went 4-6 with two saves and a 3.18 ERA between the two stops.

2015

Did not pitch after undergoing thoracic outlet surgery.

2014

Made his professional debut for the GCL Blue Jays.

2013

Did not pitch after undergoing Tommy John ligament-replacement surgery during his senior year of high school.

PERSONAL

Patrick Bryan Murphy...Graduated from Hamilton High School in Chandler, Ariz...Was committed to play at the University of Oregon but chose to sign with the Blue Jays.

MURPHY

CAREER TRANSACTIONS

2015 Selected by TOR in the third round of the First-Year Player Draft.
 2021 Claimed by Washington off waivers, Aug. 14.

SIGNED BY

Blake Crosby (Blue Jays)





JAKE NOLL 18

@jake_noll

@Jake_Noll

INF / OF

BORN / 2022 OPENING DAY AGE 3/8/94 Punta Gorda, Fla. / 28
BATS / THROWS Right / Right

MLB SERVICE 0.056
HEIGHT / WEIGHT 6'2" / 213

ACQUIRED
 Selected in the seventh round of the 2016 First-Year Player Draft.

SCHOOL
 Florida Gulf Coast University

NOLL CAREER RECORD / UPDATED STATS

YEAR	CLUB	AVG	G	AB	R	H	TB	2B	3B	HR	RBI	SH	SF	HP	BB	SO	SB	CS	OBP	SLG	OPS	E
2016	GCL Nationals	.240	7	25	3	6	10	1	0	1	6	1	1	1	6	2	0	0	.394	.400	.794	0
	Auburn	.318	18	66	7	21	28	2	1	1	7	0	1	1	2	8	1	0	.343	.424	.767	5
	Hagerstown	.259	32	116	21	30	45	4	1	3	15	0	1	2	7	16	2	0	.310	.388	.697	3
2017	Hagerstown	.270	108	400	51	108	179	19	2	16	67	2	8	8	20	64	12	4	.312	.448	.760	8
	Potomac	.190	17	58	5	11	18	2	1	1	7	1	1	0	5	12	0	1	.250	.310	.560	1
2018	Potomac	.302	66	265	47	80	122	12	3	8	46	0	2	3	19	51	3	1	.353	.460	.813	6
	Harrisburg	.278	66	237	35	66	85	8	1	3	26	1	3	5	14	39	4	1	.328	.359	.687	12
2019	Fresno	.285	118	456	69	130	187	24	0	11	54	0	3	4	26	89	5	2	.327	.410	.737	20
	Washington	.167	8	12	1	2	3	1	0	0	2	0	0	0	1	4	0	0	.231	.250	.481	1
2020	Washington	.353	7	17	2	6	7	1	0	0	0	0	0	0	4	0	0	0	.353	.412	.765	0
2021	Rochester	.300	118	437	60	131	216	28	3	17	69	0	4	4	29	74	4	1	.346	.494	.840	11
MINORS TOTALS		.278	432	1623	238	452	674	72	9	44	228	5	20	24	99	281	27	9	.326	.415	.741	55
MLB TOTALS		.276	15	29	3	8	10	2	0	0	2	0	0	0	1	8	0	0	.300	.345	.645	1

CAREER
 Washington's 2021 Minor League Player of the Year...A seventh-round pick in the 2016 First-Year Player Draft...Earned his first career invite to MLB Spring Training in 2019 and went on to make the team...Returned to the big leagues in 2020...Began his professional career as a second baseman (218 G) but has the ability to play third base (165 G), first base (104 G) and the outfield (26 G).

2021
 Led Washington's Minor League system in batting average (.300), doubles (28), RBI (69), slugging percentage (.494), OPS (.840), hits (131), extra-base hits (48) and total bases (216) in 118 games with Triple-A Rochester en route to being named Washington's Minor League Player of the Year...His 17 home runs ranked second in the organization...Ranked third in the organization (8th in Triple-A East) with a 15.6% strikeout rate...His 48 extra-base hits and 28 doubles were career-highs and his 17 home runs matched the most he's hit in a season (2017)...From June 2 to July 30, he hit .360/.415/.606 with 13 doubles, three triples, eight homers, 31 RBI, 16 walks and 33 runs scored in 46 games.

2020
 Opened the season at the Alternate Training Site...Was recalled on Sept. 14...Hit safely in five of the seven games he appeared in...Went 2-for-5 with a double and two runs scored on Sept. 20 at Miami...Made three starts at first base...Also appeared at third base, DH and pinch hitter.

2019
 Strong 2019 Spring Training led to his selection to the 2019 Opening Day roster...Drew a bases-loaded walk in the bottom of the ninth inning on April 3 vs. Philadelphia to give Washington the walk-off, 9-8 victory...Recorded first Major League hit in first start on April 24 at Colorado, a double off German Marquez...Ranked fifth in Washington's system with 130 hits...Also ranked in runs (6th, 69), batting average (10th, .285) and total bases (10th, 187).

AWARDS AND HONORS

- 2021..... Washington's Minor League Player of the Year
- 2021..... MiLB.com Organization All-Star
- 2021..... Triple-A East All-Star
- 2019..... World Series Champion (WSH)
- 2018..... Washington's "Nationals Way" Award winner
- 2018..... MiLB.com Organization All-Star
- 2018..... Carolina League All-Star (mid-season)
- 2017..... South Atlantic League All-Star (post-season)
- 2016..... MiLB.com Organization All-Star

2018

Named the recipient of the “Nationals Way” Award...Hit .291 with 20 doubles, four triples, 11 home runs, 72 RBI, 33 walks, seven stolen bases and 82 runs scored in 132 games between Single-A Potomac and Double-A Harrisburg...His 72 RBI were the most in Washington’s Minor League system, while his .291 batting average was good for eighth...He was named a Carolina League mid-season All-Star after ranking among league leaders in batting average (5th, .302), RBI (5th, 46) and hits (2nd, 80) during the season’s first half...Was named an Organization All-Star by MLB Pipeline.com.

2017

Hit .260/.304/.430 with 21 doubles, 17 homers, and 74 RBI in 125 games between Single-A Hagerstown and Single-A Potomac...His 74 RBI were tied for third most in Washington’s system...16 home runs with the Suns were tied for fifth in the league in only 108 games...His 67 RBI were good for ninth.

2016

Reported to the GCL Nationals following the 2016 Draft...Hit .275 with seven doubles, two triples, five homers, 28 RBI and 31 runs scored in 57 games... Following the season, was named a MiLB Organization All-Star.

PERSONAL

Jacob Noll...Graduated from Charlotte High School in Punta Gorda, Fla...Attended Florida Gulf Coast University...Was the Atlantic Sun Player of the Year in 2016 after leading the conference in nearly every offensive category.

NOLL	CAREER TRANSACTIONS	CAREER FIELDING
	2016Selected by Washington in the seventh round of First-Year Player Draft.	<i>YEAR / POS.</i>
	SIGNED BY Tyler Witt (Nationals)	<i>PCT.</i> <i>G</i> <i>PO</i> <i>A</i> <i>E</i> <i>TC</i> <i>DP</i>
	Career / 1B .971 6 31 2 1 34 2	Career / 3B 1.000 2 2 2 0 4 0



GERARDO PARRA

88



@elyologp8

@88_gparra

OF

BORN / 2021 OPENING DAY AGE 5/6/87 Santa Bárbara, VEN / 34
BATS / THROWS Left / Left

MLB SERVICE 11.079
HEIGHT / WEIGHT 5'11" / 209

ACQUIRED
 Signed as a Minor League free agent, March, 13 2022.

SCHOOL
 Liceo Nacional Francisco Javier Pulgar (VEN)

PARRA CAREER RECORD / UPDATED STATS

YEAR	CLUB	AVG	G	AB	R	H	TB	2B	3B	HR	RBI	SH	SF	HP	BB	SO	SB	CS	OBP	SLG	OPS	E
2006	Missoula	.328	69	271	46	89	127	18	4	4	43	0	4	3	25	30	23	7	.469	.386	.855	4
2007	South Bend	.320	110	444	64	142	193	25	4	6	57	1	5	8	30	51	24	8	.435	.370	.805	10
	Visalia	.284	24	102	11	29	39	2	1	2	14	0	3	0	4	17	2	3	.382	.303	.685	1
2008	Visalia	.301	50	196	26	59	81	8	4	2	19	1	1	3	23	31	12	4	.413	.381	.794	4
	Mobile	.275	73	265	35	73	111	14	6	4	33	3	5	5	24	34	16	9	.419	.341	.760	7
2009	Mobile	.361	29	108	23	39	53	3	1	3	12	0	0	0	22	13	7	4	.491	.469	.960	1
	Arizona	.290	120	455	59	132	184	21	8	5	60	4	6	1	25	89	5	7	.404	.324	.728	6
2010	Arizona	.261	133	364	31	95	135	19	6	3	30	3	1	2	23	76	1	0	.371	.308	.679	4
	Reno	.417	9	36	8	15	22	4	0	1	7	1	0	1	2	5	3	1	.611	.462	1.073	2
2011	Arizona	.292	141	445	55	130	190	20	8	8	46	0	2	3	43	82	15	1	.427	.357	.784	3
2012	Arizona	.273	133	385	58	105	151	21	2	7	36	6	2	4	33	77	15	9	.392	.335	.727	4
2013	Arizona	.268	156	601	79	161	242	43	4	10	48	7	4	3	48	100	10	10	.403	.323	.726	5
2014	Arizona	.259	104	406	51	105	147	18	3	6	30	4	2	4	24	72	5	5	.362	.305	.667	4
	Milwaukee	.268	46	123	13	33	48	4	1	3	10	2	0	1	8	28	4	2	.390	.318	.708	3
2015	Milwaukee	.328	100	323	53	106	167	24	5	9	31	1	4	3	20	57	9	3	.517	.369	.886	2
2015	Baltimore	.237	55	224	30	53	80	12	0	5	20	3	1	2	8	35	5	1	.357	.268	.625	0
2016	Colorado	.253	102	368	45	93	147	27	3	7	39	1	2	1	9	73	6	4	.399	.271	.670	5
	Hartford*	.333	2	6	1	2	2	0	0	0	0	0	0	0	1	2	0	0	.333	.429	.762	0
	Albuquerque*	.150	5	20	2	3	3	0	0	0	3	0	0	0	0	5	0	0	.150	.150	.300	0
2017	Colorado	.309	115	392	56	121	177	24	1	10	71	0	9	4	20	67	2	5	.452	.341	.793	2
	Albuquerque*	.200	3	10	0	2	2	0	0	0	0	0	0	0	1	3	0	0	.200	.273	.473	0
2018	Colorado	.284	142	401	52	114	149	17	0	6	53	2	3	5	32	75	11	4	.372	.342	.714	4
2019	San Francisco	.198	30	86	8	17	23	3	0	1	6	0	1	2	8	18	2	1	.278	.267	.546	1
	Washington	.250	89	188	30	47	84	11	1	8	42	1	1	3	11	41	6	2	.300	.447	.747	1
2020	Yomiuri (JPL)	.272	55	169	17	46	64	4	1	4	14	0	0	0	9	39	0	2	.309	.379	.688	—
2021	Rochester	.222	21	72	10	16	24	3	1	1	12	0	0	0	19	17	1	2	.385	.333	.718	3
	Washington	.237	53	97	13	23	34	5	0	2	10	1	1	2	6	30	1	1	.292	.351	.643	2
MINORS TOTALS		.307	395	1530	226	469	657	77	21	23	200	6	18	20	151	208	88	38	.372	.429	.802	32
MLB TOTALS		.275	1519	4858	633	1335	1958	269	42	90	532	35	39	40	318	920	97	55	.322	.403	.725	46

* - Rehab Assignment

2011 POSTSEASON

RD.	CLUB, OPP	AVG	G	AB	R	H	TB	2B	3B	HR	RBI	SH	SF	HP	BB	SO	SB	CS	OBP	SLG	OPS	E
NLDS	ARI vs. MIL	.056	5	30	1	1	2	1	0	0	0	0	0	0	1	7	0	0	.105	.111	.216	0
TOTALS		.056	5	30	1	1	2	1	0	0	0	0	0	0	1	7	0	0	.105	.111	.216	0

2017 POSTSEASON

RD.	CLUB, OPP	AVG	G	AB	R	H	TB	2B	3B	HR	RBI	SH	SF	HP	BB	SO	SB	CS	OBP	SLG	OPS	E
NLWC	COL vs. ARI	.500	1	4	1	2	2	0	0	0	1	0	0	0	0	0	0	0	.500	.500	1.000	0
TOTALS		.500	1	4	1	2	2	0	0	0	1	0	0	0	0	0	0	0	.500	.500	1.000	0

2018 POSTSEASON

RD.	CLUB, OPP	AVG	G	AB	R	H	TB	2B	3B	HR	RBI	SH	SF	HP	BB	SO	SB	CS	OBP	SLG	OPS	E
NLWC	COL vs. CHI	.500	1	2	0	1	1	0	0	0	0	0	0	0	1	0	0	0	.500	.667	1.167	0
NLDS	COL vs. MIL	.500	2	6	1	3	3	0	0	0	0	0	0	0	0	1	0	0	.500	.500	1.000	0
TOTALS		.500	3	8	1	4	4	0	0	0	0	0	0	0	1	1	0	0	.500	.500	1.056	0

2019 POSTSEASON

RD.	CLUB, OPP	AVG	G	AB	R	H	TB	2B	3B	HR	RBI	SH	SF	HP	BB	SO	SB	CS	OBP	SLG	OPS	E
NLWC	WSH vs. MIL	—	0	0	0	0	0	0	0	0	0	0	0	0	0	0	0	0	—	—	—	0
NLDS	WSH vs. LAD	.000	2	2	0	0	0	0	0	0	0	0	0	0	0	0	0	0	.000	.000	.000	0
NLCS	WSH vs. STL	1.000	1	1	0	1	1	0	0	0	0	0	0	0	0	0	0	0	1.000	1.000	2.000	0
WS	WSH vs. HOU	.000	4	3	1	0	0	0	0	0	0	0	0	0	1	2	0	0	.250	.000	.250	0
TOTALS		.167	7	6	1	1	1	0	0	0	0	0	0	0	1	2	0	0	.286	.167	.452	0

CAREER

A key member of Washington's 2019 World Series Championship returns to D.C. on a Minor League contract with an invitation to 2022 Spring Training...Two-time Gold Glove winner in 2011 and 2013, Parra joined Washington in 2019 after playing parts of 11 Major League seasons with the San Francisco Giants (2019), Colorado Rockies (2016-18), Baltimore Orioles (2015), Milwaukee Brewers (2014-15) and Arizona Diamondbacks (2009-14)...His 42 career triples are 12th-most all-time among Venezuelan players...His 1,519 games played entering the season are 16th-most among Venezuelan players.

2021

Returned to the Nationals after signing a Minor League contract with an invitation to 2021 Spring Training...Joined the Nationals on June 20 and appeared in 53 games with Washington after beginning the season with Triple-A Rochester...Hit .222 (16-for-72) with one home run and 12 RBI... Batted to a .237 average in the Majors with five doubles and two home runs...Went 6-for-25 (.240) as a pinch hitter, and had the most pinch hit walks of any National in 2021, appearing 29 times as a pinch hitter.

2020

Spent the season with the Yomiuri Giants of the Japan Professional League...Hit .272 with four doubles, one triple, four homers, 14 RBI and 17 runs scored in 55 games.

2019

Opened the season with San Francisco before signing with Washington on May 9...Quickly became a valuable asset both on the field and in the clubhouse...His first hit as a member of the Nationals was a go-ahead grand slam on May 11 at Los Angeles (NL)...With the Nationals, Parra hit .373 (19-for-51) with six doubles, one triple, five homers, and 38 RBI with runners in scoring position...He led MLB with .433 average w/2 outs & RISP (13-for-30) between San Francisco and Washington...With bases loaded, went 4-for-7 (.571) with 2 HR and 15 RBI...Clubbed his second grand slam with Washington on 9/28 vs. CLE (Wood)...Finished the season 7-for-9 (.778) with 2 2B, 2 HR and 11 RBI in last 3 games...With the Nationals, played right field (23 G), first base (14 G) center field (12 G), left field (4 G), third base (1 G), second base (1 G) and pitched on Aug. 3 at Arizona.

2018

Appeared in 142 games with Colorado, his highest total since appearing in 155 games with Milwaukee and Baltimore in 2015...Finished the year with a .342 on-base percentage, his highest mark since a career-best .357 on-base percentage in 2011 with Arizona...Ranked third among National League hitters with a .393 batting average (11-for-28) as a pinch-hitter...Ranked ninth among National League hitters with a .326 (31-for-95) average with runners in scoring position...Made 90 starts in left field and seven in right field.

2017

His .309 (121-for-392) average was ninth-best in the National League (min. 400 plate appearances)...His 71 RBI were a career-high...Reached base safely in 10 consecutive plate appearances from July 17-19 (over three games)...became the sixth player in Rockies history to reach base safely in at least 10 consecutive plate appearances...Hit .443 (27-for-61) clip in July led the NL (min. 60 PA)...the .443 average was the highest for the month of July in Rockies history.

2016

Appeared in at the time a career-low 102 games...Placed on the 15-day Injured List for the first time in his career from June 17-Aug. 7 (sprained right ankle)...Made his first career appearance at first base on August 24...Went on to appear in 19 games (16 starts) at first base.

2015

Began the season with Milwaukee before being traded to Baltimore on July 31 in exchange for RHP Zach Davies...At the time of the trade his .328 average was fourth-best in the National League...Recorded a career-best 15-game hitting streak from July 11-Aug. 1, batting .453 (24-for-53) with 14 runs scored, five doubles, three triples, one homer and four RBI...Hit a combined .291 (159-for-547) with 36 doubles, a career-high 14 home runs, 51 RBI and a .780 OPS between Milwaukee and Baltimore.

2014

Began the season with Arizona before being acquired by Milwaukee on July 31 in exchange for LHP Anthony Banda and OF Mitch Haniger...Recorded his first hit as a member of the Brewers, a go-ahead solo home run vs. the San Francisco on Aug. 5 in the seventh inning off Jean Machi...Batted .261 (138-for-529) with 22 doubles, four triples, nine home runs and 40 RBI in 150 combined games between Arizona and Milwaukee...Was a finalist for a NL Rawlings Gold Glove in right field along with Atlanta's Jason Heyward (winner) and Miami's Giancarlo Stanton.

AWARDS AND HONORS

- 2019 World Series Champion (WSH)
- 2013 Rawlings NL Gold Glove (ARI)
- 2013 Wilson NL Defensive Player of the Year
- 2013 Wilson Team Defensive Player of the Year
- 2013 MLBPA Heart and Hustle Award (ARI)
- 2011 Rawlings NL Gold Glove (ARI)
- 2009 Diamondback Rookie of the Year
- 2009 NL Rookie of the Month (ARI)

2013

Recorded career-highs in hits (161), games (156), doubles (43) and walks (48) in his fifth season with Arizona...Won his second career Rawlings Gold Glove (right field)...Was tied for the Major League lead in outfield assists (17)...Kansas City's Alex Gordon also had 17.

2012 ...

Appeared in 133 games for Arizona and hit .273 (105-for-385)...Hit his first career grand slam on April 22 vs. Atlanta.

2011

Recorded his first career multi-home run game with his two-homer day on July 31 vs. Los Angeles-NL...Won his first career Rawlings Gold Glove (left field)...Was tied with Colorado's Carlos González for the NL lead in outfield assists (12).

2010

Made his first career Opening Day roster with Arizona and played in 133 games...Went on to enjoy two stints with Arizona (Opening Day through May 8 and May 19 through the end of the season).

2009

Began the season at Double-A Mobile and hit .361 with three home runs and 12 RBI in 29 games...Had his contract selected by Arizona on May 13 and he made his Major League debut that night, starting in center field...He hit a solo homer off Johnny Cueto in his first Major League plate appearance that night...Went on to hit .290 (132-for-455) with five homers and 60 RBI in 120 games for Arizona after being called up...Prior to the season, he represented Venezuela in the World Baseball Classic, appearing in six games and going 1-for-9 with one walk.

2008

Appeared in 123 games between Class-A Vidalia and Double-A Mobile hitting .286...Recorded a career-high 10 triples between the two clubs.

2007

Won the Midwest League batting title after hitting .320 with Class A South Bend...Was named a Midwest League Post-Season All-Star.

2006

Spent the entire season with rookie-level Missoula...Was tied for the Pioneer League lead in hits (89).

2005

Appeared in 64 games for the DSL Diamondbacks and won the DSL batting title (.384) in his first year of professional baseball.

PERSONAL

Gerardo Enrique Parra...Nicknamed "Parra Shark"...He and his wife, Tania, have one son, Gerardo Jr., and two daughters, Aaliyah Victoria and Emma Luna.

CAREER TRANSACTIONS

- 2004 Signed by Arizona as a non-drafted free agent on Aug. 30.
- 2014 Acquired by MIL for LHP Anthony Banda and OF Mitch Haniger, July 31.
- 2015 Acquired by BAL in exchange for RHP Zach Davies, July 31.
- 2016 Signed with COL as a free agent, Jan. 20.
- 2019 Signed with SFG as a free agent, Feb. 13.
- 2019 Signed with Washington as a free agent, May 9.
- 2021 Signed with Washington as a Minor League free agent, Feb. 3
- 2022 Signed with Washington as a Minor League free agent, March 13

SIGNED BY

Marlon Urdaneta (Diamondbacks)

CAREER FIELDING

YEAR / POS.	PCT.	G	PO	A	E	TC	DP
CAREER / LF	.981	705	1165	48	23	1236	10
CAREER / RF	.988	456	805	42	10	857	7
CAREER / CF	.974	218	426	16	12	454	2
CAREER / 1B	.996	39	239	21	1	261	26
CAREER / P	-	1	0	0	0	0	0
CAREER / 2B	-	1	0	0	0	0	0
CAREER / 3B	-	1	0	0	0	0	0

CAREER BESTS

- SINGLE-GAME HITS..... 5, 3x, last: 8/16/15 vs. OAK
- SINGLE-GAME RBI..... 5, 8/27/13 vs. SDP
- HITTING STREAK..... 15 games, 7/11/15-8/1/15
- MULTI-HR GAMES (1)..... 7/31/11 at LAD (2)
- CAREER GRAND SLAMS (3)..... 4/22/12 vs. ATL (Delgado)
5/11/19 at LAD (Floro)
- CAREER PINCH HOMERS (2)..... 4/16/12 vs. PIT (Resop)
8/27/18 vs. PHI (Hunter)
- CAREER WALK-OFF HOMERS..... None

FRANCISCO PÉREZ 65

Instagram: @fperez_4

Twitter: @fperez_46

LHP

BORN / 2022 OPENING DAY AGE BATS / THROWS

7/20/97 Loma de Cabrera, DOM / 24 Left / Left

MLB SERVICE HEIGHT / WEIGHT

0.017 6'2" / 217

ACQUIRED

Acquired off waivers from Cleveland, Nov. 5, 2021



PÉREZ CAREER RECORD / UPDATED STATS

YEAR	CLUB	W	L	ERA	G	GS	CG	SHO	SV	IP	H	R	ER	HR	HB	BB	SO	SO/9	WP	BK	BAA
2015	DSL Cleveland	2	2	2.49	13	12	0	0	0	50.2	49	18	14	0	1	19	48	8.5	3	0	.254
2016	AZL Cleveland	5	1	2.69	12	7	0	0	0	63.2	48	22	19	1	3	17	52	7.4	8	2	.203
2017	Mahoning Valley	4	4	3.28	15	15	0	0	0	74.0	67	41	27	5	2	28	48	5.8	7	0	.238
2018	Lake County	8	10	4.07	26	25	0	0	0	139.1	125	69	63	8	6	54	111	7.2	13	2	.240
2019	AZL Cleveland Red	1	1	1.47	6	5	0	0	0	18.1	6	5	3	2	3	6	29	14.2	3	0	.102
	Mahoning Valley	1	0	1.80	2	2	0	0	0	10.0	6	2	2	1	0	2	8	7.2	0	0	.176
2020										DID NOT PITCH											
2021	Akron	3	0	0.67	11	0	0	0	2	27.0	8	2	2	0	0	9	46	15.3	0	0	.091
	Columbus	1	0	3.12	19	0	0	0	1	26.0	20	9	9	2	2	20	36	12.5	3	0	.211
	Cleveland	0	0	4.05	4	0	0	0	0	6.2	6	3	3	0	0	3	5	6.8	0	0	.250
MINORS TOTALS		25	18	3.06	104	66	0	0	3	409.0	329	168	139	19	17	155	378	8.3	37	4	.218
MLB TOTALS		0	0	4.05	4	0	0	0	0	6.2	6	3	3	0	0	3	5	6.8	0	0	.250

CAREER

Left-handed reliever was claimed off waivers by the Nationals on Nov. 5, 2021...Made his Major League debut in 2021...Began his professional career as starter, but converted to the relief role in 2021...Signed with Cleveland as a non-drafted free agent, Dec. 12, 2014.

AWARDS AND HONORS

2016 Arizona League All-Star (post-season)

2021

Went 4-0 with three saves and a 1.87 ERA in 30 games between Double-A Akron and Triple-A Columbus...Struck out 82 batters in 53.0 innings pitched while issuing 29 walks and allowing just two home runs along the way...Tossed more than 1.0 inning of relief in 18 of his 30 outings...Pitched to a 0.63 ERA (3 ER/43.0 IP) and recorded 70 strikeouts in those 18 outings...Had his contract selected on Aug. 9 and made his Major League debut on Aug. 12 vs. Oakland...**2021 Pitch Mix:** 4-Seam Fastball (57.4%) Slider (32.8%) Changeup (9.8%).

2020

Did not pitch.

2019

Went 2-1 with a 1.59 ERA in eight games (seven starts) between Single-A Mahoning Valley and rookie-level Arizona League.

2018

Finished third in the Midwest League in innings pitched (139.1).

2017

Led Mahoning Valley with 15 starts, setting a career high with 74.0 innings pitched which ranked seventh in the New York-Penn League.

2016

Led AZL Cleveland in innings (63.2), strikeouts (52) and tied for first in wins (5)...His 2.69 ERA ranked third in the organization.

2015

Went 2-2 with a 2.49 ERA in 13 games (12 starts) in the Dominican Summer League.

PERSONAL

Francisco Alberto Pérez

CAREER TRANSACTIONS

2014 Signed with CLE as a non-drafted free agent, Dec. 12.
2021 Claimed off waivers by Washington, Nov. 5.

SIGNED BY

Ramon Pena (Guardians)

PÉREZ

2019 POSTSEASON NATIONALS PARK NATIONALS IN THE COMMUNITY FRONT OFFICE & OWNERSHIP EXECUTIVES MANAGER & COACHING STAFF PLAYERS 2021 IN REVIEW HISTORY & RECORDS SCOUTING, RESEARCH & PLAYER DEV.

ISRAEL PINEDA 75

@israelpineda20

C

BORN / 2022 OPENING DAY AGE **BATS / THROWS**

4/3/00 Maracay, VEN / 22 Right / Right

MLB SERVICE **HEIGHT / WEIGHT**

0.000 5'11" / 188

ACQUIRED

Signed as a non-drafted free agent, July 2, 2016.



PINEDA CAREER RECORD / UPDATED STATS BASEBALL REFERENCE

YEAR	CLUB	AVG	G	AB	R	H	2B	3B	HR	RBI	SH	SF	HP	BB	SO	SB	CS	OBP	SLG	OPS	E	
2016																						
DID NOT PLAY / Signed Late																						
2017	GCL Nationals	.288	17	59	10	17	26	5	2	0	12	0	2	0	4	13	0	0	.323	.441	.764	2
2018	Auburn	.273	46	165	25	45	64	7	0	4	24	0	2	6	12	35	0	0	.341	.388	.728	3
2019	Hagerstown	.217	101	374	48	81	114	12	0	7	35	1	3	3	30	102	1	2	.278	.305	.583	4
2020	Fredericksburg																					
Alternate Training Site																						
2021	Wilmington	.208	77	293	35	61	114	11	0	14	48	0	1	3	18	83	0	0	.260	.389	.649	6
MINORS TOTALS		.229	241	891	118	204	318	35	2	25	119	1	8	12	64	233	1	2	.287	.357	.644	16

CAREER

Washington's No. 23 prospect, according to *Baseball America*, will take part in his second Major League Spring Training in 2022.

2021

Ranked tied for fourth among Nationals Minor Leaguers with a career-high 14 home runs, while his career-high 48 RBI were tied for eighth...Went 14-for-37 (.378) with three doubles, two homers, 11 RBI, two walks and four runs scored in 11 games from Aug. 5 through the end of the season...Opened the season 1-for-28 (.036)...From May 13 through the end of the season, hit .227 with a .284 on-base percentage and a .431 slugging percentage...Led High-A East catchers with 65 assists...Threw out 40.3% (27-for-67) would-be basestealers...Went 8-for-27 (.296) with two doubles and six RBI in nine games with Surprise of the Arizona Fall League.

2020

Was a member of the 60-Player Pool...Spent the entire season at the Alternate Training Site (Fredericksburg)...Participated in Instructional League following the season.

2019

Hit a career-high seven home runs and 35 RBI in 101 games with Single-A Hagerstown.

2018

Named a New York-Penn League mid-season All-Star...Hit three of his four homers prior to the All-Star break.

2017

Hit .288 with a .441 slugging percentage in his first professional season with the GCL Nationals.

PERSONAL

Israel Abraham Pineda.

AWARDS AND HONORS

- 2022..... Washington's No. 22 prospect, per *Baseball America*
- 2021..... MiLB.com Organization All-Star
- 2021..... Washington's No. 14 prospect, per *Baseball America*
- 2020..... Washington's No. 19 prospect, per *Baseball America*
- 2019..... Washington's No. 15 prospect, per *Baseball America*
- 2018..... New York-Penn League All-Star (mid-season)

PINEDA

CAREER TRANSACTIONS

2016..... Signed by Washington as a non-drafted free agent, July 2

SIGNED BY

German Robles (Nationals)

2019 POSTSEASON NATIONALS PARK NATIONALS IN THE COMMUNITY FRONT OFFICE NATIONALS & OWNERSHIP EXECUTIVES MANAGER & COACHING STAFF PLAYERS 2021 IN REVIEW HISTORY & RECORDS SCOUTING, RESEARCH & PLAYER DEV. MEDIA



TANNER RAINY 21

@tanner.rainey

RHP

BORN / 2022 OPENING DAY AGE

12/25/92 Folsom, La. / 29

BATS / THROWS

Right / Right

MLB SERVICE

2.127

HEIGHT / WEIGHT

6'2" / 244

ACQUIRED

Acquired from Cincinnati in exchange for RHP Tanner Roark, Dec. 12, 2018.

SCHOOL

University of West Alabama

RAINER CAREER RECORD / UPDATED STATS

YEAR	CLUB	W	L	ERA	G	GS	CG	SHO	SV	IP	H	R	ER	HR	HB	BB	SO	SO/9	WP	BK	BAA
2015	Billings	2	2	4.27	15	15	0	0	0	59.0	58	37	28	2	5	28	57	8.7	11	0	.258
2016	Dayton	5	10	5.57	29	20	0	0	1	103.1	109	70	64	9	8	66	113	9.8	25	1	.273
2017	Daytona	2	2	3.80	39	0	0	0	9	45.0	21	19	19	4	5	22	77	15.4	10	1	.136
	Pensacola	1	1	1.59	14	0	0	0	4	17.0	8	4	3	2	2	11	27	14.3	2	0	.145
2018	Louisville	7	2	2.65	44	0	0	0	3	51.0	25	18	15	2	1	35	65	11.5	3	0	.148
	Cincinnati	0	0	24.43	8	0	0	0	0	7.0	13	19	19	4	0	12	7	9.0	0	0	.406
2019	Fresno	2	2	4.00	16	0	0	0	2	18.0	16	8	8	1	1	12	32	16.0	3	0	.232
	Washington	2	3	3.91	52	0	0	0	0	48.1	32	22	21	6	4	38	74	13.8	7	0	.188
2020	Washington	1	1	2.66	20	0	0	0	0	20.1	8	6	6	4	1	7	32	14.2	3	1	.119
2021	Washington	1	3	7.39	38	0	0	0	3	31.2	29	27	26	6	3	25	42	11.9	0	0	.238
	Rochester*	1	0	2.35	8	1	0	0	0	7.2	3	2	2	1	0	5	15	17.6	0	0	.115
MINORS TOTALS		20	19	4.16	165	36	0	0	19	301.0	240	158	139	21	22	179	386	11.5	54	2	.219
MLB TOTALS		4	7	6.04	118	0	0	0	3	107.1	82	74	72	20	8	82	155	13.0	10	1	.210

* - Rehab Assignment

2019 POSTSEASON

RD.	CLUB	OPP.	W	L	ERA	G	GS	CG	SHO	SV	IP	H	R	ER	HR	HB	BB	SO	SO/9	WP	BK	BAA
NLWC	WSH	vs. MIL	0	0	-	0	0	0	0	0	0.0	0	0	0	0	0	0	0	0	0	0	-
NLDS	WSH	vs. LAD	0	0	9.00	3	0	0	0	0	2.0	2	2	2	0	0	1	1	4.5	1	0	.250
NLCS	WSH	vs. STL	0	0	0.00	2	0	0	0	0	2.0	0	0	0	0	0	0	3	13.5	0	0	.000
WS	WSH	vs. HOU	0	0	10.13	4	0	0	0	0	2.2	1	3	3	1	0	4	2	6.8	0	0	.111
TOTALS			0	0	6.75	9	0	0	0	0	6.2	3	5	5	1	0	5	6	8.1	1	0	.130

CAREER

Hard-throwing right-handed reliever was acquired by the Nationals during the 2018 Winter Meetings...Has developed into one of the more reliable members of Washington's bullpen over the last three seasons...His fastball/slider repertoire has yielded 13.0 strikeouts per 9.0 innings across three Major League seasons...From 2015-19 he ranked 15th among Minor League pitchers with 11.4 strikeouts per 9.0 innings.

2021

Battled two stints on the Injured List in his third season in Washington... Recorded his first career save, June 9 at Tampa Bay...Returned from his second stint on July 29 and was optioned to Triple-A Rochester on Aug. 1...Was called up as the 27th man on Aug. 11 and Aug. 12...Struck out 15 consecutive batters from Sept. 12 (with Rochester) to Sept. 20 at Miami...In five games after being recalled on Sept. 18, recorded two saves with a 1.93 ERA (1 ER/4.2 IP), one hit, two walks and eight strikeouts...Didn't allow a hit in four games from Sept. 19-23...**2021 Pitch Mix:** 4-Seam (63.6%) Slider (36.4%).

2020

Led the Nationals and ranked tied for fourth in the National League with nine holds ...He also paced Washington's pen' and ranked among NL relievers in opp. batting average (3rd, .119), opp. on-base percentage (5th, .213) and strikeouts (11th, 32)...According to MLB Statcast, he ranked in the 99th percentile in MLB in strikeout rate (42.7%) and whiff rate (75.5%)...His average fastball velocity (96.6) ranked in the 92nd percentile...Tossed scoreless relief in 14 of 16 outings to start the season (7/25-9/3) and opposing batters hit just .096 (5-for-52) average against him during that stretch...He struck out 24 batters and issued six walks in 16.1 innings...Placed on IL on Sept. 15...**2020 Pitch Mix:** 4-Seam (60.9%), Slider (39.1%).

2019

Began the season with Triple-A Fresno before being recalled to Washington on May 18 for the remainder of the season...Made his Nationals debut on May 20 vs. New York Mets...Earned his first MLB win on June 1 at Cincinnati...His 74 strikeouts ranked second among Nationals relievers...Held opposing batters to a .188 average (32-for-170) and opposing right-handed batters to a .139 average (14-for-101)...Surrendered just four extra-base hits to right-handed batters (2B, 3B, 2 HR)...Became a reliable member of Washington's bullpen from Aug. 31 through the end of the season...Tossed scoreless relief in 12 of those 14 outings, including scoreless relief in his final eight outings of the season (7.1 IP, 2 BB, 13 SO, .125 opp. AVG)...In the Postseason, opposing batters hit .130 (3-for-23) with six strikeouts, five walks and one home run...Finished Game 3 of the NLCS.

AWARDS AND HONORS

- 2019 World Series Champion (WSH)
- 2018 International League All-Star (mid-season)
- 2018 Cincinnati's No. 20 prospect, per *Baseball America*
- 2017 Florida State League All-Star (mid-season)
- 2017 Cincinnati's No. 25 prospect per *Baseball America*
- 2016 Midwest League All-Star (mid-season)
- 2016 Cincinnati's No. 17 prospect per *Baseball America*

2019 POSTSEASON
NATIONALS PARK
NATIONALS IN THE COMMUNITY
FRONT OFFICE & OWNERSHIP
EXECUTIVES
MANAGER & COACHING STAFF
PLAYERS
2021 IN REVIEW
HISTORY & RECORDS
SCOUTING, RESEARCH & PLAYER DEV.
MEDIA

2018

Went 7-2 with three saves and a 2.65 ERA in 44 games out of the bullpen for Triple-A Louisville...He struck out 65 batters, issued 35 walks and posted a .148 opponent batting average en route to being named an International League All-Star...Surrendered just seven extra-base hits (5 doubles, 2 home runs) across 51.0 Minor League innings...Among International League pitchers with at least 50.0 innings pitched, ranked 10th with 11.5 strikeouts per 9.0 innings...Was particularly tough against right-handed batters, posting a .138/.266/.165 opponent slash line...He struck out 48 batters, walked 18 and allowed just three extra-base hits (3 doubles) along the way...Had his contract selected on April 10 and made his Major League debut that day against the Philadelphia Phillies...He went on to make eight relief appearances across four stints with the Reds.

2017

Converted to reliever full-time...Combined to finish 3-3 with a 3.19 ERA while converting 13 saves between Single-A Daytona and Double-A Pensacola...His 13 saves were second-most by any Reds Minor League pitcher.

2016

Went 5-10 with one save and a 5.57 ERA in 29 games (20 starts) for Single-A Dayton.

2015

Appeared in 15 games during his first professional season.

PERSONAL

Tanner Scott Rainey...Is married to wife, Kelsey...Graduated from St. Paul High School in Covington, La. and attended the University of West Alabama...Began his college career at Southeastern Louisiana University.

RAINEY

CAREER TRANSACTIONS

2015.....Selected by CIN in the second round of the First-Year Player draft.
2018.....Acquired by Washington in exchange for RHP Tanner Roark, Dec. 12.

SIGNED BY

Ben Jones (Reds)



ERASMO RAMÍREZ 61

RHP

BORN / 2022 OPENING DAY AGE BATS / THROWS
5/2/90 Rivas, NIC / 31 Right / Right

MLB SERVICE HEIGHT / WEIGHT
7.001 6'0" / 217

ACQUIRED
Signed as a Minor League free agent, March 13, 2022



RAMÍREZ CAREER RECORD / UPDATED STATS BASEBALL REFERENCE

YEAR	CLUB	W	L	ERA	G	GS	CG	SHO	SV	IP	H	R	ER	HR	HB	BB	SO	SO/9	WP	BK	BAA
2008	VSL Mariners	4	1	2.86	13	11	1	0	0	63.0	67	23	20	2	2	9	46	6.6	5	2	.276
2009	VSL Mariners	11	1	0.51	14	13	0	0	0	88.0	54	10	5	1	7	5	80	8.2	4	0	.174
2010	Clinton	10	4	2.97	26	23	1	0	1	151.2	142	63	50	13	13	21	117	6.9	2	0	.248
2011	Jackson	7	6	4.73	19	19	0	0	0	110.1	127	74	58	10	8	19	81	6.6	5	0	.285
	Tacoma	3	2	5.10	7	7	0	0	0	42.2	51	27	24	4	2	13	35	6.6	0	0	.304
2012	Seattle	1	3	3.36	16	8	0	0	0	59.0	47	26	22	6	3	12	48	7.4	0	0	.217
	Tacoma	6	3	3.72	15	15	0	0	0	77.2	81	45	32	5	4	18	58	6.8	8	0	.261
2013	Jackson	0	0	1.80	1	1	0	0	0	5.0	3	2	1	0	0	2	3	5.4	0	0	.158
	Seattle	5	3	4.98	14	13	0	0	0	72.2	79	44	40	12	3	26	57	7.1	0	0	.273
	Everett	0	0	1.69	1	1	0	0	0	5.2	6	2	1	0	0	1	10	16.9	1	0	.286
	Tacoma	3	3	3.09	7	7	0	0	0	43.2	43	17	15	4	1	14	42	8.7	0	0	.256
2014	Seattle	1	6	5.26	17	14	0	0	0	75.2	82	44	44	13	6	34	60	7.2	3	0	.277
	High Desert	0	1	7.50	1	1	0	0	0	6.0	8	6	5	2	0	2	7	10.5	0	0	.308
	Tacoma	6	5	3.65	15	14	0	0	0	86.2	92	43	35	8	4	13	67	7.0	9	0	.270
2015	Tampa Bay	11	6	3.75	34	27	0	0	0	163.1	145	73	68	16	9	40	126	6.9	3	0	.236
2016	Tampa Bay	7	11	3.77	64	1	0	0	2	90.2	90	39	38	14	4	26	63	6.3	7	0	.265
2017	Seattle	1	3	3.92	11	11	0	0	0	62.0	57	31	27	12	1	15	54	7.8	0	0	.243
	Tampa Bay	4	3	4.80	26	8	0	0	1	69.2	66	39	37	10	1	16	55	7.1	1	0	.252
2018	Seattle	2	4	6.50	10	10	0	0	0	45.2	52	35	33	14	3	12	33	6.5	0	0	.284
	Modesto	0	0	3.00	1	1	0	0	0	3.0	4	1	1	0	0	1	3	9.0	0	0	.400
	Tacoma	0	2	2.41	5	5	0	0	0	18.2	14	7	5	1	1	3	17	8.2	0	1	.206
	Arkansas	0	0	2.25	1	1	0	0	0	4.0	4	2	1	0	0	0	6	13.5	0	0	.267
2019	Boston	0	0	12.00	1	0	0	0	0	3.0	4	4	4	2	1	1	1	3.0	0	0	.333
	Pawtucket	6	8	4.74	27	24	1	0	0	125.1	125	75	66	18	5	43	95	6.8	6	1	.259
2020	New York (NL)	0	0	0.63	6	0	0	0	1	14.2	8	1	1	1	0	4	9	5.7	0	0	.163
2021	Detroit	1	1	5.74	17	0	0	0	0	26.2	24	17	17	4	1	5	20	6.8	0	0	.238
	Toledo	1	0	3.58	5	0	0	0	0	8.0	4	3	3	0	0	3	10	11.3	4	0	.138
MINORS TOTALS		57	36	3.46	158	143	3	0	1	838.0	825	400	322	68	47	167	677	7.3	44	4	.255
MLB TOTALS		33	40	4.37	216	92	0	0	4	683.2	654	353	331	104	32	191	526	6.9	14	0	.252

CAREER

A veteran of 10 Major League seasons, Ramirez joins the Nationals on a Minor League contract, with an invite to Major League Spring Training...Has a 33-40 lifetime record and a 4.37 ERA in the Majors appearing in over 200 games between the Seattle Mariners (2012-2014, 2017, 2018), Tampa Bay Rays (2015-2017), Boston Red Sox (2019), New York Mets (2020) and Detroit Tigers (2021)...Had a breakout year in 2016 leading the Rays with 64 appearances in his first full season as a reliever...His last Major League start came in 2018 with the Mariners.

2021

Began the season as a non-roster invite to Detroit's Spring Training...Started the year with Triple-A Toledo appearing in five games out of the bullpen...Pitched to a 3.38 ERA (3 ER/8.0 IP) before being promoted to the Tigers on July 2...In 17 games with Detroit, posted a 1-1 record and 5.74 ERA (17 ER/26.2 IP) in 17 games as a reliever...Threw three innings of relief on July 10 and July 27, both against Minnesota...Pitched two innings or more in seven of 17 appearances...Had 20 strikeouts on the year, with multi-strikeout games on six occasions...Had at least one strikeout in 11 of 17 appearances...Was released on Aug. 28... **2021 Pitch Mix:** Cutter (45.4%) Sinker (39.3%) Changeup (8.2%) 4-Seam Fastball (6.1%) Curveball (1%)

AWARDS AND HONORS

- 2012..... Seattle's No. 13 prospect, per *Baseball America*
- 2012..... Pacific Coast League Player of the Week (June 4)
- 2011..... Seattle's No. 28 prospect, per *Baseball America*
- 2011..... Southern League All-Star (mid-season)
- 2010..... Midwest League All-Star (mid-season)
- 2010..... Midwest League All-Star (post-season)

2019 POSTSEASON NATIONALS PARK
FRONT OFFICE NATIONALS IN THE COMMUNITY
MANAGER & COACHING STAFF EXECUTIVES
PLAYERS
2021 IN REVIEW
HISTORY & RECORDS
SCOUTING, RESEARCH & PLAYER DEV.

2020

Spent most of the 2020 season at the Mets' Alternate Training Site, before having his contract purchased on September 4 and making six appearances at the Major League level...Finished the season with a 0.63 ERA (14.1IP/1ER), which was the eighth-lowest in the Majors (min. 12.0 innings)...Was also the third-lowest in Tigers franchise history (min. 12.0 innings)...Made the longest relief outing of his Major League career in his season debut on September 7 vs. Philadelphia, tossing 5.0 innings and giving up one run on two hits with a strikeout...Threw 3.0 shutout innings on September 11 at Toronto to earn his fourth career save and first since May 28, 2017.

2019

Made one appearance in relief for Boston after joining the team with an invite to Major League Spring Training...Spent the majority of the season with Triple-A Pawtucket...Pitched 3.0 innings of relief for Boston on April 16 against New York (AL) in his lone Major League appearance of the season.

2018

Went 2-4 with a 6.50 ERA (33 ER/45.2 IP) in 10 starts with the Mariners...Missed more than 3 months of the season on the Injured List...Made one rehab start on April 7 with High-A Modesto...His rehab assignment was transferred to Triple-A Tacoma on April 10...Made two starts with the Rainiers. Activated for a pair of Major League starts on April 22 at Texas and April 27 at Cleveland before returning to the 10-day Injured List...Activated on Aug. 12... From Aug. 12 to Sept. 9, went 2-1 with a 3.68 ERA (12 ER/29.1 IP), 23 SO, and 8 BB in 6 starts...Allowed 2 or fewer ER in 5 of those 6 starts. Following the season, pitched for the MLB team in the 6-game Japan All-Star Series in November...Threw 5.0 scoreless innings of relief in Game 6 on 11/15 (2 H, 0 BB, 7 SO)...Also started Game 2 on 11/10.

2017

Was 5-6 with one save and a 4.39 ERA (64 ER/131.1 IP) with 109 strikeouts in 37 games, including 19 starts, with Tampa Bay and Seattle...Acquired from Tampa Bay in exchange for RHP Steve Cishek on July 28 and added to active roster on July 30... Was 1-3 with 3.63 ERA (27 ER/67.0 IP) with 58 strikeouts in final 14 games (11 starts)...From May 19-July 5, had 6.58 ERA (29 ER/39.2 IP) in 11 games making seven starts...Began year 2-0 with 2.92 ERA (8 ER/24.2 IP) with 18 strikeouts in first 12 games...After being added to the Seattle roster on July 30, he led the Mariners in starts (11), innings (62.0) and strikeouts (54)... With the Rays he was 4-3 with one save, six holds and a 4.80 ERA (37 ER/69.1 IP) in 26 games making eight starts...Limited opponents to a .189 average...As reliever, he went 1-1 with 1 save, 6 holds and a 3.23 ERA (11 ER, 30.2 IP) with 23 strikeouts and 6 walks in 18 appearances.

2016

Made a team-leading 64 appearances in his first full season as a reliever...His 85 IP as a reliever led the American League, ranked 2nd in the Majors behind Padres LHP Brad Hand (89.1 IP) and were most by a Rays pitcher since LHP J.P. Howell (89.1 IP) in 2008...His 11 losses as a reliever were the most by a Major Leaguer since LAA Scot Shields (11) in 2005...His seven wins included six in relief and his 17 decisions in relief were the most by a Major League reliever since 2010, when Nationals RHP Tyler Clippard went 11-8...Made 20 relief apps of at least two innings, tying BAL Vance Worley and Devenski for the Major League lead...Gave up 14 HR, the most among AL relievers...Allowed a pair of walk-off home runs, both at Yankee Stadium (Brett Gardner on April 23, Tyler Austin on Sep 8)...Nine of his 11 losses and nine of his 14 home runs allowed came on the road...Went 3-2 with a 2.66 ERA (47.1-IP, 14-ER) at Tropicana Field...Began the season 4-0 over his first 6 apps (1 start), the first pitcher in Rays history with 4 wins through the team's first 15 games...The only other pitcher to do that in 2016 was Chicago's (AL) Chris Sale...Made his only start on April 16 vs. CWS, a 7-2 Rays win allowing no runs on three hits with four strikeouts...Recorded his first career save on Aug. 9 at TOR, retiring all 9 BF on 27 pitches...Marked the fewest pitches for a 3-inning save (or longer) in Rays history...Recorded another save in the season finale, Oct 2 at Texas, working a perfect 10th to preserve a 6-4 win.

2015

In his first season with the Rays (and first full season in the Majors) set career highs with 27 starts, 163.1 IP and 11 wins...His 11 victories finished one shy of Chris Archer for the Rays team lead and tied Matt Garza (11-9 in 2008) for most by a Rays pitcher the season after he was acquired via trade...His 11-6 record (.647) tied for the 10th-best winning pct. in the AL...His only road loss came in his first road start on Apr. 15 at TOR...Was unbeaten (6-0) in 13 road starts after that, the longest road un-beaten streak in Rays history (previous: 10 wins by Alex Cobb in 2014)...Led all AL pitchers with a .193 opp avg. and .255 opp OBP against left-handed batters (min. 200 BF)...41.3 pct. of his strikeouts (52 of 126) came with the changeup... On Aug 11 vs. ATL, threw 70 pitches over seven scoreless innings to beat Williams Perez...The game featured only 182 combined pitches, the fewest in any 9-inning game since July 24, 2002, when DET Jose Lima beat KC Paul Byrd, 3-0 with 181 combined pitches... Moved into the starting rotation for good on May 14 and went 11-5 with a 3.13 ERA (50 ER/144.0 IP) in 25 starts thereafter...led the Rays in wins during that span... Held the Yankees to a .085 batting avg. (6-for-71), the lowest mark in Major League history among qualifying pitchers...Went 2-0 with a 1.19 ERA (3 ER/22.2 IP) in six appearances, making three starts against the Yankees... In a no-decision Sept. 14 vs. New York (AL), lost a no-hit bid when Carlos Beltran led off the 8th inning with a single.

2014

Went 1-6 with a 5.26 ERA (44 ER/75.1 IP) in 17 games and 14 starts... Ended the season on a six-game losing streak...After winning season debut, went 0-6 with a 5.53 ERA over final 16 appearances... Had 7 separate stints with the Mariners...Recorded career-high scoreless streak of 19.2 innings June 3-24... Allowed career-high 10 runs and nine hits in 3.0 innings Aug. 27 vs. Texas... Earned win in his season debut April 1 at LAA...Went 6-5 with a 3.65 ERA (35 ER/86.1 IP) in 15 games with Triple-A Tacoma... Went 4-1, 2.45 ERA (7 ER/25.2 IP) over last five games with the Rainiers... Pitched for Cardenales de Lara in the Venezuelan Winter League...Was 2-0 with a 0.30 ERA (1 ER/30.0 IP) including 22 strikeouts in 5 starts...Opened with 26.0 consecutive scoreless innings.

2013

Went 5-3 with a 4.98 ERA (40 ER/72.1 IP) in 14 games over two stints with the Mariners...Made his first start of the season at the Major League level July 11 vs. the Red Sox recording a no-decision...Had a career-high four game win streak July 23-Aug. 13, going 4-0 with a 5.84 ERA (16 ER/24.2 IP) over 5 games and four starts...Had a 7.30 run support average during this stretch...Allowed at least one home run in nine of 13 starts...One of four Nicaraguan-born players to appear in Major League Baseball during the season: Everth Cabrera - SD, Wilton Lopez - COL, J.C. Ramirez - PHI...Pitched for Cardenales de Lara in the Venezuelan Winter League going 3-1 with a 2.86 ERA in six starts.

2012

Went 1-3 with a 3.36 ERA (22 ER/59.0 IP) in 16 games over two stints with the Mariners ... In 8 starts went 1-3 with a 3.64 ERA (19 ER/47.0 IP)... Finished season with four consecutive quality starts...Struck out career-high 10 batters June 25 vs. Oakland at the time becoming the 8th Mariners rookie (17th time) to record 10 strikeouts in a game...Made first Major League start June 14 vs. San Diego, suffering the loss in five innings of work... Opened season in the bullpen going 0-0 with a 2.25 ERA (3 ER/12.0 IP) ... Made his Major League debut April 9 at Texas at 21 years, 343 days of age... Was the youngest player on any Major League Opening Day roster.

2011

Split season between Double-A Jackson and Triple-A Tacoma, going 10-8 with a 4.83 ERA (82 ER/152.2 IP), while walking 41 and striking out 116 in 26 starts ...Led all Mariners farmhands with 10 wins...Set a career-high tossing 8.1 innings and also marked 4th time in career to record at least 10 K's in a game and 2nd-highest total in career on Aug. 14 vs. Iowa...Played for Lara in the Venezuelan Winter League, going 2-1 with a 1.48 ERA (5 ER/30.1 IP) in 6 starts...Listed by Baseball America as the Mariners No. 13 prospect.

2010

Named Clinton's Pitcher of the Year by the Mariners...Ranked 4th among all Mariners farmhands with a 2.97 ERA...Named to the Midwest League Midseason and Post-Season All-Star Team...Led team with 14 quality starts...Tossed 20.0 consecutive scoreless innings over 4 starts, July 25-Aug. 5 ... Struck out career-high 12 batters over 6.0 IP, Aug. 5 at Quad Cities.

2009

Spent season in the Venezuelan Summer League, leading the league in ERA, wins, strikeouts and innings pitched...Named Seattle Mariners Minor League Pitcher of the Year and the VSL Most Valuable Pitcher... also named VSL Most Valuable Player...Went 11-1 with 0.51 ERA in 14 games...Limited opponents to .174 batting average...Had a season-high 7-game win streak June 23-Aug. 4 posting a 0.71 ERA in those games (4 ER/51.0 IP)...Struck out 10 batters in back-to-back starts, May 25 and 31...Did not allow an earned run in 26.0 consecutive innings over 5 starts, June 12-26.

2008

Made professional debut in the Venezuelan Summer League, going 4-1 with a 2.86 ERA (20 ER/63.0 IP) in 13 games, 11 starts...Allowed 2 or less earned runs in 8 of 11 starts.

PERSONAL

Erasmó José Ramírez Olivera...Pitched for MLB in the 2018 Japan All-Star Series...Is one of only 15 Nicaraguan-born players to play in MLB history (one of 11 pitchers)...Named Nicaragua Athlete of the Year in 2011 and 2013 by the Instituto Nicaraguense de Deportes.

RAMIREZ	CAREER TRANSACTIONS	SIGNED BY
	<p>2007 Signed with SEA as an international free agent, Sept. 1</p> <p>2015 Acquired by TB from SEA in exchange for LHP Mike Montgomery, March 31.</p> <p>2017 Acquired by SEA from TB in exchange for RHP Steve Cishek, July 28.</p> <p>2018 Signed with SJS as a Minor League free agent, Dec. 18.</p> <p>2020 Signed with NYM as a Minor League free agent, Jan. 23.</p> <p>2021 Signed with DET as a Minor League free agent, Jan. 19.</p> <p>2018 Signed with Washington as a Minor League free agent, March 13.</p>	<p>Bob Engel (Mariners)</p>

VICTOR ROBLES 16



@vrobles16

@Victor_Robles

OF

BORN / 2022 OPENING DAY AGE 5/19/97 Santo Domingo, DOM / 24
BATS / THROWS Right / Right

MLB SERVICE 2.052
HEIGHT / WEIGHT 6'0" / 195

ACQUIRED
 Signed as a non-drafted free agent, July 2, 2013.

ROBLES CAREER RECORD / UPDATED STATS BASEBALL REFERENCE

YEAR	CLUB	AVG	G	AB	R	H	TR	2B	3B	HR	RBI	SH	SF	HP	BB	SO	SB	CS	OBP	SLG	OPS	F
2013																						
DID NOT PLAY / Signed Late																						
2014	DSL Nationals	.313	47	182	46	57	88	14	4	3	25	2	0	13	16	26	22	9	.408	.484	.892	5
2015	GCL Nationals	.370	23	73	19	27	41	6	1	2	11	3	1	7	10	12	12	1	.484	.562	1.046	3
	Auburn	.343	38	140	29	48	67	5	4	2	16	2	3	14	8	21	12	4	.424	.479	.903	0
2016	Hagerstown	.305	64	233	48	71	107	9	6	5	30	11	1	22	18	38	19	8	.405	.459	.864	3
	GCL Nationals	.150	5	20	3	3	6	0	0	1	1	0	0	1	0	7	0	1	.190	.300	.490	0
	Potomac	.262	41	168	24	44	65	8	2	3	11	3	2	11	14	32	18	5	.354	.387	.741	1
2017	Potomac	.289	77	291	49	84	144	25	7	7	33	4	1	17	25	62	16	7	.377	.495	.872	1
	Harrisburg	.324	37	139	24	45	68	12	1	3	14	3	0	4	12	22	11	3	.394	.489	.883	3
	Washington	.250	13	24	2	6	11	1	2	0	4	1	0	2	0	6	0	1	.308	.458	.766	0
2018	Syracuse	.278	40	158	25	44	61	9	1	2	10	1	2	2	18	26	14	6	.356	.386	.742	0
	GCL Nationals	.333	8	18	7	6	7	1	0	0	1	0	0	2	7	4	4	1	.556	.389	.945	0
	Auburn	.188	4	16	0	3	3	0	0	0	3	0	0	0	1	2	1	0	.235	.188	.423	0
	Washington	.288	21	59	8	17	31	3	1	3	10	0	1	2	4	12	3	2	.348	.525	.873	0
2019	Washington	.255	155	546	86	139	229	33	3	17	65	6	5	25	35	140	28	9	.326	.419	.745	6
2020	Washington	.220	52	168	20	37	53	5	1	3	15	1	2	9	9	53	4	1	.293	.315	.608	0
2021	Washington	.203	107	315	37	64	93	21	1	2	19	4	1	16	33	85	6	6	.310	.295	.605	0
	Rochester	.301	23	83	14	25	47	8	1	4	8	1	0	2	7	26	6	1	.370	.566	.936	0
	Harrisburg*	.500	1	2	1	1	2	1	0	0	0	0	0	0	2	0	1	0	.750	1.000	1.750	0
MINORS TOTALS																						
		.301	408	1523	289	458	706	98	27	32	163	30	10	95	138	278	136	46	.391	.464	.855	0
MLB TOTALS																						
		.237	348	1112	153	263	417	63	8	25	113	12	9	54	81	296	43	19	.317	.375	.692	0

* - Rehab Assignment

2017 POSTSEASON

RD.	CLUB.	OPP.	AVG	G	AB	R	H	TR	2B	3B	HR	RBI	SH	SF	HP	BB	SO	SB	CS	OBP	SLG	OPS	F
NLDS	WSH	vs. CHI	.000	2	1	1	0	0	0	0	0	0	0	0	0	0	1	0	0	.000	.000	.000	0
TOTALS																							
			.000	2	1	1	0	0	0	0	0	0	0	0	0	0	1	0	0	.000	.000	.000	0

2019 POSTSEASON

RD.	CLUB.	OPP.	AVG	G	AB	R	H	TR	2B	3B	HR	RBI	SH	SF	HP	BB	SO	SB	CS	OBP	SLG	OPS	F
NLWC	WSH	vs. MIL	.333	1	3	0	1	1	0	0	0	0	0	0	0	2	0	0	0	.333	.333	.667	0
NLDS	WSH	vs. LAD	.200	2	5	1	1	2	1	0	0	0	1	0	1	0	0	0	0	.333	.400	.733	0
NLCS	WSH	vs. STL	.375	2	8	3	3	6	0	0	1	2	0	0	0	2	0	0	0	.375	.750	1.125	0
WS	WSH	vs. HOU	.160	7	25	4	4	6	0	1	0	1	0	0	0	2	10	1	0	.222	.240	.462	0
TOTALS																							
			.220	12	41	8	9	15	1	1	1	3	1	0	1	2	15	1	0	.273	.366	.639	0

CAREER

Washington's top prospect for three straight seasons (2017-19), Robles graduated from prospect to one of the top defensive center fielders in Major League Baseball... Was a finalist for the 2019 Rawlings Gold Glove in the outfield after leading Major League center fielders with 12 outfield assists and according to Statcast, leading all of Major League Baseball at 21 Outs Above Average...Finished sixth in the 2019 National League Rookie of the Year voting...Since the start of the 2019 season, ranks third in Major League Baseball with 50 hit by pitch...His 54 career hit by pitch are second most in National history (2005-pres.) behind Danny Espinosa (73).

2021

Finished the season tied for third on the Nationals with 21 doubles...Ranked fifth in the National League (10th in MLB) with 16 hit by pitch...Enjoyed strong stretches from June 6-23 (.283/.389/.413) and Aug. 7-18 (.310/.326/.429)...Hit his first career leadoff home run on Aug. 4 vs. Philadelphia...Was sent to Triple-A Rochester on Aug. 31 for the remainder of the 2021 season.

AWARDS AND HONORS

- 2019 Rawlings Gold Glove Finalist (NL Outfield)
- 2019 World Series Champion (WSH)
- 2019 Washington's No. 1 prospect, per *Baseball America*
- 2018 Washington's No. 1 prospect, per *Baseball America*
- 2017 MiLB.com Organization All-Star
- 2017 Arizona Fall League Rising Stars Game MVP
- 2017 *Baseball America* Single-A All-Star
- 2017 Carolina League All-Star (post-season)
- 2017 SiriusXM All-Star Futures Game at MIA
- 2017 Carolina League All-Star (mid-season)
- 2017 Washington's No. 1 prospect, per *Baseball America*
- 2016 South Atlantic League All-Star (mid-season)
- 2016 MiLB.com Organization All-Star
- 2015 MiLB.com Organization All-Star
- 2015 *Baseball America* short-season Single-A All-Star
- 2016 Washington's No. 3 prospect, per *Baseball America*
- 2015 New York-Penn League Player of the Week (June 27)

2020

Opened the season strong, hitting .304 (7-for-23) with a double, homer, four RBI, two walks and a run scored in his first seven games...Ranked fourth in the National League with nine hit by pitch...Went 3-for-4 including his first home run of the season on July 25 vs. New York (AL)...Hit .326 (15-for-46) with two doubles, a triple, five RBI, four walks against left-handed pitchers...Earned Major League Baseball Play of the Week honors for tracking down a deep fly ball by Alec Bohm and doubling off Jean Segura, Aug. 25 vs. Philadelphia.

2019

In his first full Major League season, Robles finished sixth in National League Rookie of the Year voting...Was one of just three players in Major League Baseball (only rookie) to record at least 33 doubles, 17 home runs and 28 stolen bases this season, joining teammate Trea Turner and Jonathan Villar...He ranked among National League rookies in stolen bases (1st, 28), doubles (2nd, 33), runs (T2nd, 86), extra-base hits (4th, 53), RBI (4th, 65), walks (4th, 35) and homers (8th, 17)...He was fifth in National League with 28 stolen bases, second in Major League Baseball with 25 hit by pitch, the most in a season in Washington history (2005-pres.) and tied for second in MLB with nine bunt hits...Hit a game-tying, two-out, two-strike solo home run on April 9 at Philadelphia (Ramos)...Clubbed go-ahead solo homer, May 4 at Philadelphia (Morgan)...Hit his first career Postseason home run in Game 3 of the NLCS, a solo shot off John Brebbia.

2018

Began the season with Triple-A Syracuse...Suffered a hyperextended left elbow on April 10 and did not return to action until July 7...Was recalled by the Nationals on Sept. 4...Clubbed his first Major League home run on Sept. 17 at Miami (Richards)...Went 16-for-51 (.314) with three doubles, one triple, three home runs, 10 RBI, two walks, three stolen bases and seven runs scored in 12 Major League starts...Recorded a career-high four hits on Sept. 26 vs. Miami, going 4-for-5 with a double, home run and a career-high five RBI...Played for Aguilas Cibaenas of the Dominican Winter League following the season.

2017

Hit .300 with 37 doubles, eight triples, 10 homers, 47 RBI, 27 stolen bases and 73 runs scored in 114 games...Ranked among Washington Minor Leaguers in average (4th, .300) and stolen bases (2nd, 27)...Was tied for 11th in MiLB with 37 doubles...Had his contract selected on Sept. 7...Made his MLB debut that night vs. PHI...Tallied first MLB hit on Sept. 10 vs. PHI...Went 5-for-18 (.278) with a double, two triples, four RBI in five starts.

2016

Hit .280 with 17 doubles, eight triples, nine home runs, 42 RBI, 32 walks, 37 stolen bases and 75 runs scored in 100 games.

2015

Led Washington's Minor League system in hitting (.352) while ranking fifth in stolen bases (24)...Posted a .445 OBP and a .507 SLG.

2014

Ranked 10th in the Dominican Summer League with a .484 slugging percentage.

PERSONAL

Victor Enrique Robles...Is married to wife, Kirsy...They have one son, Victor Jr.

ROBLES	CAREER TRANSACTIONS										CAREER BESTS									
	2013 Signed as a non-drafted free agent, July 2.										SINGLE-GAME HITS..... 4, 9/26/18 vs. MIA									
	SIGNED BY										SINGLE-GAME RBI..... 5, 9/26/18 vs. MIA									
	Carlos Ulloa (Nationals)										HITTING STREAK..... 9 games, 7/6/19 - 7/19/19									
	CAREER FIELDING										MULTI-HR GAMES..... None									
	YEAR / POS.										CAREER GRAND SLAMS..... None									
	2021 / CF										CAREER PINCH HOMERS..... None									
	CAREER / CF										CAREER WALK-OFF HOMERS..... None									
	CAREER / RF																			
	CAREER / LF																			



JEFRY RODRÍGUEZ 39

@jefyrodriquez26

RHP

BORN / 2022 OPENING DAY AGE 7/26/93 Bajos de Haina, DOM / 28
BATS / THROWS Right / Right

MLB SERVICE 1.089
HEIGHT / WEIGHT 6'6" / 230

ACQUIRED
 Signed as a Minor League free agent, Nov. 8, 2021.



RODRÍGUEZ CAREER RECORD / UPDATED STATS BASEBALL REFERENCE

YEAR	CLUB	W	L	ERA	G	GS	CG	SHO	SV	IP	H	R	ER	HR	HB	BB	SO	SO/9	WP	BK	BAA	
2012	DSL Nationals	0	2	2.93	10	9	0	0	0	43.0	28	24	14	2	5	33	35	7.3	10	0	.185	
2013	GCL Nationals	3	0	2.45	12	12	0	0	0	47.2	40	15	13	1	6	20	43	8.1	7	0	.229	
2014	Auburn	1	0	2.76	3	3	0	0	0	16.1	16	5	5	0	0	4	9	5.0	2	1	.267	
	Hagerstown	0	2	6.88	4	4	0	0	0	17.0	27	15	13	0	4	5	11	5.8	3	0	.380	
2015	Hagerstown	1	5	6.75	10	10	0	0	0	42.2	45	37	32	3	9	25	27	5.7	10	2	.276	
	Auburn	3	5	4.59	13	13	0	0	0	68.2	72	39	35	4	4	33	67	8.8	12	1	.277	
2016	Hagerstown	7	11	4.96	25	25	1	0	0	123.1	110	73	68	6	11	52	96	7.0	15	0	.240	
2017	Potomac	4	3	3.32	12	10	0	0	0	57.0	44	25	21	2	3	19	51	8.1	4	3	.220	
2018	Harrisburg	5	3	3.31	13	13	0	0	0	68.0	55	36	25	6	2	28	72	9.5	8	0	.222	
	Washington	3	3	5.71	14	8	0	0	0	52.0	43	35	33	8	3	37	39	6.8	2	0	.228	
	Syracuse	2	2	3.58	6	6	0	0	0	32.2	32	14	13	0	2	15	30	8.3	2	0	.258	
2019	Columbus	1	0	4.15	5	3	0	0	0	21.2	16	10	10	1	0	11	16	6.6	2	0	.208	
	Cleveland	1	5	4.63	10	8	0	0	0	46.2	48	26	24	5	0	21	33	6.4	4	1	.270	
	AZL Indians*	0	0	0.00	1	1	0	0	0	1.0	0	0	0	0	0	1	1	9.0	0	0	.000	
	Akron*	0	0	2.45	2	0	0	0	0	3.2	2	1	1	1	0	3	7.4	0	0	0	.167	
2020	Lake County																					
	Alternate Training Site																					
2021	Rochester	2	1	4.86	12	11	0	0	0	46.2	41	29	25	4	2	24	46	8.9	6	1	.240	
	Washington	0	0	5.92	14	1	0	0	0	24.2	25	16	16	6	1	17	20	7.4	4	0	.266	
MINORS TOTALS		29	34	4.20	128	120	1	0	0	589.0	528	323	275	30	48	270	507	7.7	81	8	.243	
MLB TOTALS		4	8	5.34	38	17	0	0	0	123.0	116	77	73	19	4	75	92	6.7	10	1	.252	

* - Rehab Assignment

CAREER

Tall, hard-throwing righty returned to Washington in 2021 after spending the previous two seasons with Cleveland...Was part of the trade that brought Yan Gomes to D.C. in November 2019...During his first stint with the Nationals, *Baseball America* often cited him as having the "Best Fastball" in the Minor League system.

2021

Has his contract selected on June 12...Made the start that night vs. San Francisco (4.0 IP, H, 3 BB, 2 SO)...Spent the rest of the season in the bullpen...Tossed more than 1.0 inning in 7 of 13 relief appearances...Went 1-0 with a 7.56 ERA in six games (five starts) for Triple-A Rochester...**2021 Pitch Mix:** 4-Seam (52.9%) Curve (22.4%) Sinker (22.1%) Changeup (2.1%), Cutter (0.5%)

2020

Spent the season at Cleveland's Alternate Training Site.

2019

In his first season with Cleveland, opened the year with Triple-A Columbus before being recalled on April 13...Pitched to a 3.45 ERA (12 ER/31.1 IP) across his first five Major League starts...Made his Cleveland debut on April 13 at Kansas City...Posted his best Major League outing in his second start on April 24 vs. Miami (7.0 IP, 3H, ER, 2 BB, 3 SO)...Battled a right shoulder strain leading to stints on the 10-day and 60-day injured list...Enjoyed four stints on the active roster.

2018

Made his Major League debut on June 3 at Atlanta...Tossed 4.2 scoreless innings of relief (4 H, 3 SO) after Jeremy Hellickson left the game with a hamstring strain...Went on to enjoy six stints with the Nationals, appearing in 14 games (8 starts)...Went 3-3 with a 5.71 ERA...In three starts between Aug. 8 and Aug. 26 he pitched to a 1.69 ERA (3 ER/16.0 IP)...Opposing batters hit .182 (10-for-55) over this stretch.

AWARDS AND HONORS

- 2018 Washington's No. 24 prospect, per *Baseball America*
- 2017 Carolina League Pitcher of the Week (May 7)
- 2016 South Atlantic League All-Star (mid-season)
- 2015 New York-Penn League Pitcher of the Week (July 13)
- 2015 Washington's No. 19 prospect, per *Baseball America*
- 2014 Washington's No. 21 prospect, per *Baseball America*

2017

Went 4-3 with a 3.32 ERA in 12 games (10 starts) for Single-A Potomac...Left-handed batters hit just .175 with a .283 on-base percentage and a .213 slugging percentage against him (14-for-80, 3 2B, 23 SO)...Finished the season strong, posting a 2.81 ERA (5 ER/16.0 IP) with a .196 opponent batting average (10-for-51) in his final five games/three starts...Improved his WHIP (1.11), hits per 9.0 IP (6.9), strikeouts per 9.0 IP (8.1), walks per 9.0 IP (3.0) and strikeout-to-walk ratio (2.68) during the 2017 season as compared to 2016, with all numbers proving better than his career numbers.

2016

Made a career-high 25 starts and recorded a career-high seven wins for Single-A Hagerstown.

2015

Went 4-10 with a 5.42 ERA in a then career-high 23 starts between Single-A Hagerstown and short-season Single-A Auburn.

2014

Made just seven starts between Single-A Hagerstown and short-season Single-A Auburn.

2013

His 2.45 ERA for the GCL Nationals was third-best among qualified Nationals Minor Leaguers.

2012

Posted a 2.93 ERA in his first professional season.

PERSONAL

Jefry Osvaldo Rodriguez...Was signed as an infielder, but was converted to pitcher shortly after signing.

RODRIGUEZ

CAREER TRANSACTIONS

- 2012 Signed as a non-drafted free agent, Jan. 17.
- 2018 Acquired by CLE with OF Daniel Johnson and a player to be named (INF Andruw Monasterio) in exchange for C Yan Gomes, Nov. 30.
- 2020 Signed with Washington as a free agent, Dec. 19.

SIGNED BY

Johnny DiPuglia and Moises de la Mota (Nationals)



JOSH ROGERS 13

2019 POSTSEASON NATIONALS PARK NATIONALS IN THE COMMUNITY FRONT OFFICE NATIONALS & OWNERSHIP & EXECUTIVES MANAGER & COACHING STAFF PLAYERS 2021 IN REVIEW HISTORY & RECORDS SCOUTING, RESEARCH & PLAYER DEV. MEDIA

2019 POSTSEASON

NATIONALS PARK

NATIONALS IN THE COMMUNITY

FRONT OFFICE NATIONALS & OWNERSHIP & EXECUTIVES

MANAGER & COACHING STAFF

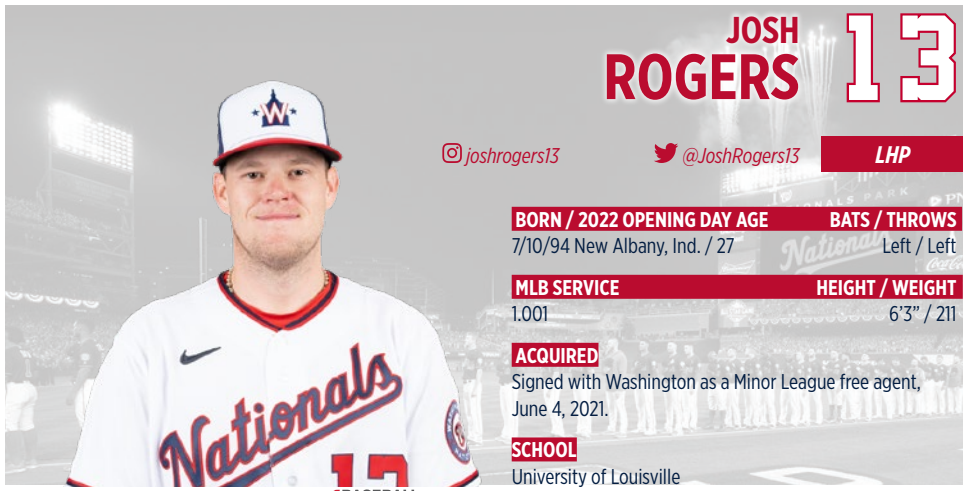
PLAYERS

2021 IN REVIEW

HISTORY & RECORDS

SCOUTING, RESEARCH & PLAYER DEV.

MEDIA



@joshrogers13

@JoshRogers13

LHP

BORN / 2022 OPENING DAY AGE 7/10/94 New Albany, Ind. / 27
BATS / THROWS Left / Left

MLB SERVICE 1.001
HEIGHT / WEIGHT 6'3" / 211

ACQUIRED
 Signed with Washington as a Minor League free agent, June 4, 2021.

SCHOOL
 University of Louisville

ROGERS CAREER RECORD / UPDATED STATS

YEAR	CLUB	W	L	ERA	G	GS	CG	SHO	SV	IP	H	R	ER	HR	HB	BB	SO	SO/9	WP	BK	BAA
2015	Staten Island	1	0	2.57	3	0	0	0	1	7.0	5	2	2	0	1	0	10	12.9	0	0	.217
	Charleston	1	0	5.68	2	0	0	0	0	6.1	9	4	4	0	0	3	6	8.5	0	0	.346
2016	Charleston	2	1	1.59	4	4	0	0	0	22.2	14	6	4	1	1	2	25	9.9	0	0	.171
	Tampa	10	5	2.53	20	20	2	2	0	113.2	111	35	32	5	7	20	90	7.1	4	2	.256
2017	Tampa	4	3	2.22	8	8	0	0	0	52.2	45	16	13	3	2	8	51	8.7	0	0	.231
	Trenton	4	2	4.62	7	7	0	0	0	39.0	35	20	20	5	4	8	29	6.7	0	0	.240
2018	Scranton/WB	6	8	3.95	19	19	1	1	0	109.1	118	53	48	13	3	29	83	6.8	1	0	.273
	Norfolk	2	1	2.08	5	5	0	0	0	30.1	26	9	7	3	0	7	18	5.3	1	0	.226
2019	Baltimore	1	2	8.49	3	3	0	0	0	11.2	17	11	11	2	0	5	6	4.6	0	0	.340
	Norfolk	2	6	8.51	11	11	0	0	0	55.0	86	53	52	18	2	10	33	5.4	1	0	.357
2020	Baltimore	0	1	8.79	5	0	0	0	0	14.1	18	14	14	7	4	6	5	3.1	0	0	.305
	DID NOT PITCH / Injured																				
2021	Norfolk	0	3	7.79	4	2	0	0	0	17.1	24	17	15	6	1	3	14	7.3	0	0	.324
	Rochester	7	3	3.70	14	13	0	0	0	73.0	75	32	30	8	4	21	49	6.0	1	0	.261
	Washington	2	2	3.28	6	6	0	0	0	35.2	32	13	13	7	2	14	22	5.6	0	0	.241
MINORS TOTALS		39	32	3.88	97	89	3	3	1	526.1	548	247	227	62	25	111	408	7.0	8	2	.267
MLB TOTALS		3	5	5.55	14	9	0	0	0	61.2	67	38	38	16	6	25	33	4.8	0	0	.277

CAREER

Left-handed starter returned to the Major Leagues in 2021 for the first time since 2019...Spent 2020 recovering from his second Tommy John ligament-replacement surgery...Also had the surgery as a senior in high school...Was originally selected by the New York Yankees in the 11th round of the 2015 First-Year Player Draft out of the University of Louisville (KY).

2021

Had his contract selected on Sept. 4 and earned the win in his start against the Mets (5.2 IP, 4 H, 3 ER, 5 SO)...Allowed three earned runs or less in five of his six starts...Pitched to a 2.16 ERA (6 ER/25.0 IP) in his first four starts with the Nationals...Tossed a career-high 7.2 innings on Sept. 21 at Miami (7.2 IP, 1 ER, 2 BB, 4 SO)...Went 7-3 with a 3.70 ERA in 14 games (13 starts) with Triple-A Rochester...He combined to toss 10.2 scoreless innings across his last two starts, Aug. 24 at Syracuse (5.2 IP, 4 H, 6 SO) and Aug. 29 at Syracuse (5.0 IP, 7 H, 2 BB, 3 SO) before joining the Nationals...Opened the season with Triple-A Norfolk in Baltimore's system before being released and signing with the Nationals on June 4...**2021 Pitch Mix:** 4-Seam Fastball (51.4%) Slider (35.5%) Changeup (12.9%) Curveball (0.2%).

2020

Did not pitch while recovering from 2019 Tommy John surgery.

2019

Made five appearances for the Orioles, going 0-1 with a 8.79 ERA (14 ER/14.1 IP)...Started for Triple-A Norfolk on Opening Day, April 4, his first career Opening Day start...Placed on the Injured List on June 26 and underwent his second Tommy John surgery on July 3.

2018

Made his Major League debut on Aug. 28 vs. Toronto and earned the win tossing 5.0 innings, allowing three runs on seven hits, one home run, with one walk and two strikeouts...Struck out Kevin Pillar in the top of the second inning for his first strikeout...Became the first left-hander to start for the Orioles in 2018...Went a combined 8-9 with a 3.54 ERA (55 ER/139.2 IP) and 101 strikeouts in 24 starts between Triple-A Scranton/Wilkes-Barre and Triple-A Norfolk...His 24 starts were tied for third-most in the International League at the time of his promotion; also ranked fourth in innings pitched and ninth in ERA.

AWARDS AND HONORS

- 2019 Baltimore's No. 28 prospect, per *Baseball America*
- 2017 Florida State League All-Star (mid-season)
- 2017 Florida State League Pitcher of the Week (April 30)
- 2016 Florida State League Pitcher of the Week (Aug. 7)

2017

Split the season between Single-A Tampa and Double-A Trenton to go 8-5 with a 3.24 ERA (33 ER/91.2 IP), 16 walks, and 80 strikeouts across 15 starts...Made his first eight starts at Tampa, posting a 4-3 record and 2.22 ERA (13 ER/52.2 IP) with eight walks and 51 strikeouts...Named Florida State League Pitcher of the Week for April 24-30 after tossing 7.0 IP (3 H, 0 ER, 1 BB, 8 K) in a win on April 29 vs. Daytona...Promoted to Trenton on May 26 and went 4-2 with a 4.62 ERA (20 ER/39.0 IP) with eight walks and 29 strikeouts over seven starts...Allowed two-or-fewer runs in nine of his 15 starts.

2016

Combined with Single-A Charleston and Single-A Tampa to go 12-6 with a 2.38 ERA (36 ER/136.1 IP), 22 walks and 115 strikeouts in 24 starts...Ranked fourth among Yankees Minor Leaguers in wins and fifth in ERA...Made four starts with Charleston to begin the season, going 2-1 with a 1.59 ERA (4 ER/22.2 IP), two walks, and 25 strikeouts...Promoted to Tampa on April 28 and went 10-5 with a 2.53 ERA (32 ER/113.2 IP), 20 walks, and 90 strikeouts in 20 starts...Tied for first in the Florida State League in shutouts (2), third in ERA, and fourth in WHIP (1.15)...Also recorded the third-lowest BB/9.0 IP ratio (1.58) among FSL starting pitchers...Named the FSL Pitcher of the Week for Aug. 1-7 after tossing 7.0 scoreless innings (3 H, 1 BB, 8 K, 1 HP) on 8/2 at Lakeland.

2015

Made his professional debut with Short-Season A Staten Island and Class-A Charleston, combining to go 2-0 with one save and a 4.05 ERA (6 ER/13.1 IP) with 16 strikeouts in five relief appearances...Went 1-0 with a 2.57 ERA (2 ER/7.0 IP) and 10 strikeouts in three games with Staten Island...Transferred to Charleston on Aug. 4 and went 1-0 record with a 5.68 ERA (4 ER/6.1 IP).

PERSONAL

Joshua Cole Rogers...Graduated from New Albany (Ind.) High School and attended the University of Louisville...Was second-team All-ACC in 2015... Was named Area Player of the Year as a sophomore and All-State honorable mention as a junior in high school.

ROGERS	CAREER TRANSACTIONS	CAREER BESTS
	2015 Selected by NYY in the 11th round of the First-Year Player Draft.	LONGEST START..... 7.2 IP, 9/21/21 at MIA
	2018 Acquired by BAL along with RHP Dillon Tate and RHP Cody Carroll in exchange for LHP Zach Britton on July 24.	WINNING STREAK..... None
	2021 Signed with Washington as a free agent, June 4.	MOST SINGLE-GAME K'S..... 6, 9/15/21 vs. MIA
	SIGNED BY	CAREER 10-K GAMES..... None
	Mike Gibbons (Yankees)	HOME RUNS HIT..... None



SETH ROMERO 56



@sethromero

@sethromero21

LHP

BORN / 2022 OPENING DAY AGE BATS / THROWS
4/19/96 West Columbia, Texas / 25 Left / Left

MLB SERVICE HEIGHT / WEIGHT
0.128 6'3" / 213

ACQUIRED
Selected in the first round (No. 25) of the 2017 First-Year Player Draft.

SCHOOL
University of Houston

ROMERO CAREER RECORD / UPDATED STATS BASEBALL REFERENCE

YEAR	CLUB	W	L	ERA	G	GS	CG	SHO	SV	IP	H	R	ER	HR	HB	BB	SO	SO/9	WP	BK	BAA	
2017	GCL Nationals	0	0	0.00	1	1	0	0	0	2.0	0	0	0	0	0	2	3	13.5	0	0	.000	
	Auburn	0	1	5.40	6	6	0	0	0	20.0	19	12	12	0	0	6	32	14.4	3	0	.244	
2018	Hagerstown	0	1	3.91	7	7	0	0	0	25.1	20	13	11	3	4	8	34	12.1	3	0	.206	
2019	DID NOT PITCH / Injured																					
2020	Washington	0	0	13.50	3	0	0	0	0	2.2	5	4	4	1	0	3	5	16.9	1	0	.333	
2021	Rochester	0	0	2.25	1	1	0	0	0	4.0	4	1	1	0	1	2	5	11.3	0	0	.267	
	FCL Nationals	0	0	10.80	1	1	0	0	0	1.2	3	2	2	0	0	2	2	10.8	1	0	.500	
	Fredericksburg	0	0	2.79	3	3	0	0	0	9.2	15	5	3	0	0	2	14	13	3	0	.349	
	Harrisburg	0	2	5.31	6	6	0	0	0	20.1	21	13	12	2	0	9	34	15	3	0	.253	
MINORS TOTALS		0	4	4.45	25	25	0	0	0	83.0	82	46	41	5	5	31	124	13.4	13	0	.250	
MLB TOTALS		0	0	13.50	3	0	0	0	0	2.2	5	4	4	1	0	3	5	16.9	1	0	.333	

CAREER

Highly-regarded left-hander and former first-round pick returned from Tommy John surgery to make his Major League debut in 2020...Was cited by *Baseball America* as having the "Best Slider" in Washington's system for three seasons (2018-20).

2021

Appeared in 11 games across four levels of Washington's Minor League system...Went 0-2 with a 4.54 ERA...Struck out 55 batters in 35.2 innings pitched.

2020

Opened the season at the Alternate Training Site...Had his contract selected on Aug. 13...Made his MLB debut that night at New York (NL)...Tossed 1.2 innings of relief (3 H, 4 ER, HR, 3 BB, 4 SO)...Struck out the first batter he faced, Billy Hamilton...Tossed scoreless relief in his next two appearances, Aug. 18 at Atlanta (0.2 IP, H) and Aug. 22 vs. Miami (0.1 H, SO)...Was placed on the IL on Aug. 24 with a broken right hand...**2020 Pitch Mix:** Four Seamer (42.4%), Slider (37.9%), Changeup (19.7%).

2019

Did not pitch while rehabbing from Tommy John surgery.

2018

Went 0-1 with a 3.91 ERA in seven starts for Single-A Hagerstown...Underwent Tommy John ligament-replacement surgery in mid-Aug.

2017

Reported to the GCL Nationals following the 2017 Draft...Was promoted to short-season Single-A Auburn on Aug. 3.

PERSONAL

Seth Daniel Romero...Graduated from West Columbia (Texas) High School... Was considered one of the top collegiate left-handed pitchers in the 2017 First-Year Player Draft...Struck out 85 batters in 48.2 innings pitched while going 4-5 with a 3.51 ERA in 10 games (seven starts) for the University of Houston in 2017...During his three-year collegiate career, he struck out 290 batters in 226.1 innings pitched (11.53 SO/9.0 IP) and walked just 70 batters (2.78 BB/9.0 IP)...Prior to his 2017 season, was named a preseason second-team All-American by *Collegiate Baseball* and *Baseball America*, and a preseason third-team All-American by *DIBaseball.com*...Was named to the 2017 Golden Spikes Award Preseason Watch List.

AWARDS AND HONORS

- 2022..... Washington's No. 26 prospect, per *Baseball America*
- 2021..... Washington's No. 13 prospect, per *Baseball America*
- 2020..... Washington's No. 10 prospect, per *Baseball America*
- 2019..... Washington's No. 6 prospect, per *Baseball America*
- 2018..... Washington's No. 5 prospect, per *Baseball America*

ROMERO

CAREER TRANSACTIONS

2017.....Selected by Washington in the first round of the First-Year Player Draft.

SIGNED BY

Tyler Wilt (Nationals)



JOE ROSS 41

@_jross21

@JoeRoss21

RHP

BORN / 2022 OPENING DAY AGE 5/21/93 Berkeley, Calif. / 28
BATS / THROWS Right / Right

MLB SERVICE 5.018
HEIGHT / WEIGHT 6'4" / 232

ACQUIRED
 Acquired with a player to be named later (INF Trea Turner) from San Diego Dec. 18, 2014.

SCHOOL
 Bishop O'Dowd (Calif.) High School

ROSS CAREER RECORD / UPDATED STATS

YEAR	CLUB	W	L	ERA	G	GS	CG	SHO	SV	IP	H	R	ER	HR	HB	BB	SO	SO/9	WP	BK	BAA							
2011	AZL Padres	0	0	0.00	1	0	0	0	0	1.0	2	0	0	0	1	0	0	0.0	0	0	.400							
2012	Fort Wayne	0	2	6.26	6	6	0	0	0	27.1	33	21	19	2	0	11	27	8.9	0	0	.297							
	AZL Padres	0	0	13.50	1	1	0	0	0	0.2	2	1	1	0	0	2	1	13.5	0	0	.500							
	Eugene	0	2	2.03	8	8	0	0	0	26.2	16	6	6	1	1	9	28	9.5	3	0	.178							
2013	Fort Wayne	5	8	3.75	23	23	0	0	0	122.1	124	55	51	7	5	40	79	5.8	4	0	.267							
2014	Lake Elsinore	8	6	3.98	19	19	0	0	0	101.2	101	52	45	6	7	28	87	7.7	3	0	.256							
	San Antonio	2	0	3.60	4	3	0	0	0	20.0	23	8	8	2	0	1	19	8.6	2	0	.277							
2015	Harrisburg	2	2	2.81	9	9	0	0	0	51.1	46	18	16	3	3	12	54	9.5	1	0	.246							
	Washington	5	5	3.64	16	13	0	0	0	76.2	64	33	31	7	2	21	69	8.1	1	0	.223							
	Syracuse	3	1	2.19	5	5	0	0	0	24.2	15	6	6	2	0	7	15	5.5	2	0	.174							
2016	Washington	7	5	3.43	19	19	0	0	0	105.0	108	43	40	9	6	29	93	7.9	2	0	.269							
	Hagerstown*	0	0	0.00	1	1	0	0	0	3.0	2	0	0	0	0	0	3	9.0	1	0	.182							
	Syracuse*	0	2	4.35	4	4	0	0	0	10.1	14	5	5	1	0	1	9	7.8	0	0	.318							
2017	Syracuse	2	2	4.88	5	5	0	0	0	27.2	33	16	15	3	0	8	22	7.2	3	0	.297							
	Washington	5	3	5.01	13	13	0	0	0	73.2	88	44	41	16	1	20	68	8.3	2	0	.297							
2018	GCL Nationals*	0	0	0.00	2	2	0	0	0	6.0	0	0	0	0	0	3	8	12.0	0	0	.000							
	Potomac*	0	0	0.00	1	1	0	0	0	3.2	1	0	0	0	2	1	1	2.5	0	0	.083							
	Harrisburg*	0	1	5.40	1	1	0	0	0	5.0	4	3	3	1	1	0	6	10.8	0	0	.211							
	Syracuse*	2	0	3.09	2	2	0	0	0	11.2	12	4	4	0	0	4	4	3.1	0	0	.250							
	Washington	0	2	5.06	3	3	0	0	0	16.0	17	10	9	3	2	4	7	3.9	0	0	.274							
2019	Washington	4	4	5.48	27	9	0	0	0	64.0	74	41	39	7	4	33	57	8.0	2	0	.291							
	Fresno	2	3	4.28	8	8	0	0	0	40.0	48	21	19	2	4	8	32	7.2	4	0	.310							
2020	Washington									Did Not Pitch / Opted out of 2020 season																		
2021	Washington	5	9	4.17	20	19	0	0	0	108.0	98	57	50	17	8	34	109	9.1	0	0	.237							
MINORS TOTALS		26	29	3.69	100	98	0	0	0	483.0	476	216	198	30	24	135	395	7.4	23	0	.258							
MLB TOTALS		26	28	4.26	98	76	0	0	0	443.1	449	228	210	59	23	141	403	8.2	7	0	.262							

* - Rehab assignment

CAREER BATTING RECORD

YEAR	CLUB	AVG	G	AB	R	H	TB	2B	3B	HR	RBI	SH	SF	HP	BB	SO	SB	CS	OBP	SLG	OPS	E
2021	Washington	.250	22	32	1	8	8	0	0	0	3	5	0	1	1	14	0	0	.294	.250	.544	1
MLB TOTALS		.185	113	157	7	29	33	4	0	0	5	10	0	2	6	69	0	0	.246	.210	.434	3

2016 POSTSEASON

RD.	CLUB.	OPP.	W	L	ERA	G	GS	CG	SHO	GF	SV	IP	H	R	ER	HR	HB	BB	SO	WP	BK	BAA
NLDS	WSH	vs. LAD	0	0	13.50	1	1	0	0	0	0	2.2	3	4	4	1	2	2	3	0	0	.269
TOTALS			0	0	13.50	1	1	0	0	0	0	2.2	3	4	4	1	2	2	3	0	0	.269

2019 POSTSEASON

RD.	CLUB.	OPP.	W	L	ERA	G	GS	CG	SHO	SV	IP	H	R	ER	HR	HB	BB	SO	SO/9	WP	BK	BAA
NLWC	WSH	vs. MIL																				
NLDS	WSH	vs. LAD																				
NLCS	WSH	vs. STL																				
WS	WSH	vs. HOU	0	1	5.14	2	1	0	0	0	7.0	6	4	4	2	0	2	1	1.3	1	0	.240
TOTALS			0	1	5.14	2	1	0	0	0	7.0	6	4	4	2	0	2	1	1.3	1	0	.240

CAREER

Tall, athletic right-handed pitcher enters his seventh Major League season and second full season following Tommy John ligament-replacement surgery in July 2017... He opted out of the 2020 season...Has issued 2.86 walks per 9.0 innings in six Major League seasons...Displays composure and mound presence beyond his years...Burst on the Major League scene in 2015 after being acquired as part of a three-team deal, that also yielded infielder Trea Turner in December of 2014.

AWARDS AND HONORS

- 2019 World Series Champion (WSH)
- 2014 San Diego's No. 4 prospect, per *Baseball America*
- 2014 California League All-Star (mid-season)
- 2014 California League Pitcher of the Week (May 5)
- 2013 Midwest League All-Star (mid-season)
- 2013 Midwest League Pitcher of the Week (April 15)

2021

Set career marks with 108.0 innings pitched and 109 strikeouts in his sixth Major League season...Went 5-9 with a 4.17 ERA in 20 games (19 starts)...Recorded a 2.91 ERA and a .209 opponents' average in 10 road starts...Allowed two earned runs or fewer in 12 of his 19 starts...Went 5-3 with a 1.20 ERA (9 ER/ 67.1 IP), 62 SO and a .198 opponents' average in those 12 starts...In five June starts, went 3-2 with a 1.95 ERA (7 ER/32.1 IP) with 33 strikeouts and six walks...The 1.95 ERA ranked seventh among National League pitchers for the month of June...Matched a career-high with 8.0 innings on June 13 vs. San Francisco (5 H, 0 ER, 9 SO)...On July 4 vs. Los Angeles (NL), struck out 11 batters with no walks in 6.2 innings pitched...**2021 Pitch Mix:** Sinker (46.6%) Slider (31.3%) 4-Seam (16%) Changeup (6.1%)

2020

Opted out of the 2020 season.

2019

Enjoyed three stints with the Nationals in 2019...Opened the season in the bullpen, but was moved to the rotation following the All-Star break...Went 4-3 with a 3.83 ERA in 10 games (nine starts) from that point on...In his last eight starts of 2019: 4-1, 2.75 ERA (12 ER/39.1 IP), 32 strikeouts and two home runs...Allowed two earned runs or fewer in seven of the eight starts...Recorded a 171 scoreless inning streak from Aug. 2 to Aug. 13...It was the longest scoreless inning streak by a Nationals pitcher in 2019...Ross posted a 1.80 ERA (2 ER/10.0 IP) with 12 strikeouts and four walks in his final two regular season starts of the season...Made two Postseason appearances, both in the World Series...Tossed 2.0 innings of one-hit, scoreless relief in Game 3...Was called on to start Game 5 after Max Scherzer was scratched with neck spasms...Allowed four earned runs on five hits in 5.0 innings of work.

2018

Made his return to the mound after rehabbing from Tommy John ligament replacement surgery in July 2017...Began his rehab outings on Aug. 6 and returned to active roster on Sept. 4...Made six rehab starts, going 2-1 with a 2.39 ERA between the Gulf Coast League, Single-A Potomac, Double-A Harrisburg and Triple-A Syracuse...His first Major League start of the 2018 season came on Sept. 13 vs. New York (NL)...He threw 5.0 IP of two-run ball, giving up four hits and walking two...Made his final start of the season on Sept. 28.

2017

Had his third season in Washington cut short after undergoing Tommy John ligament replacement surgery in July...Made his final start of the season on July 9 vs. ATL...In previous four starts, was 2-1 with a 2.36 ERA (7 ER/26.2 IP), 22 strikeouts and eight walks...Struck out a career-high 12 batters on June 8 vs. BAL...Matched a career high with 8.0 innings on May 23 vs. SEA (8.0 IP, 5 H, ER, 6 SO)...Opened the season by receiving 62 runs of support, the most in MLB history through a pitcher's first four starts of the season, per *Elías*...His 10.14 average run support would have been first in MLB, if qualified...Opened the season with Triple-A Syracuse, but was recalled on April 19...Was optioned to Triple-A Syracuse on May 1 before being recalled on May 23.



2016

Began the season in Washington's rotation before being placed on the disabled list on July 3...Missed 66 games due to right shoulder inflammation... Posted a 2.79 ERA (3 ER/9.2 IP) with 14 strikeouts against just three walks in three games after reinstatement on Sept. 18...Posted a 19.2 scoreless innings streak from April 10 to April 30, the longest of any Washington pitcher and 13th-longest in the NL in 2016...Struck out 28 batters against just four walks (7.0 strikeout-to-walk ratio) over his five starts prior to his DL stint...Surrendered a home run to Nick Castellanos on May 10 vs. Detroit, the first home run he had allowed in 160 at bats, a streak that dated to August, 2015...He entered that game as the only qualified (3.09 batters faced/ team game) starting pitcher in MLB to not allow a home run to that point in 2016, and, via the *Elias Sports Bureau*, his 160 at-bat streak was the third longest in MLB at that time behind only Cincinnati's Blake Wood (174 at-bats) and Boston's Carson Smith (172 at-bats)...Ross made his first Postseason appearance, starting Game 4 of the NLDS at Los Angeles.

2015

In first season in Washington's system, started at Double-A Harrisburg before having his contract selected on June 6 and made his MLB debut that day vs. CHI (5.0 IP, 6 H, 3 ER, 4 SO)...Solidified with his next two starts, June 13 at MIL (8.0 IP, 7 H, 2 R, 2 ER, BB, 8 SO) and June 19 vs. PIT (7.1 IP, 6 H, R, ER, BB, 11 SO)...With that 11 K effort, Ross became just the third rookie to strike out at least 10 batters in a game in Nationals history, joining RHP Stephen Strasburg (14 - 6/8/10; 10 - 6/18/10) and LHP John Lannan (11- 4/7/08)...Allowed three or fewer earned runs in his first seven career starts, tying LHP Micah Bowie (7 GS, 5/20-6/22/2007) for the second-longest such streak by a starting pitcher to begin a career in Nationals history (2005-present)...Made 13 starts before moving to the bullpen for the final three weeks of the season...Ranked among National League rookie starting pitchers (min. 13 GS) in on-base percentage (2nd, .280), WHIP (3rd, 1.11), fewest walks (4th, 21), strikeout-to-walk ratio (5th, 3.29) and strikeouts per nine innings (8th, 8.10)...Set a Nationals record (2005-present) by starting his career facing 51 consecutive batters before issuing his first walk (June 13 at MIL - A. Lind)...Prior to Yasiel Puig's home run on August 11 at LAD, Ross faced 100 right-handed batters before surrendering an extra base hit... Right-handed batters hit just .172 (26-for-151) with one double, one triple, three home runs, 14 RBI, six walks and 42 strikeouts...When promoted, Ross ranked among Eastern League pitchers in ERA (T10th, 2.81) and strikeouts (4th, 54)...His 54 strikeouts led Washington Minor Leaguers while his 2.81 ERA was good for fourth...Was rated by *Baseball America* as the No. 8 prospect in the Eastern League following the season...He entered the season rated as the No. 96 prospect in all of baseball...Prior to being traded to the Nationals, was rated by *Baseball America* as the No. 4 prospect in San Diego's chain.

2014

Earned an invite to San Diego's Major League Spring Training...Went a combined 10-6 with a 3.92 ERA in 23 games (22 starts) between Single-A Lake Elsinore and Double-A San Antonio...While with Lake Elsinore, he was named a California League mid-season All-Star and CL Pitcher of the Week on May 5...He was promoted to Double-A in mid-July...Following the season, was rated by *Baseball America* as the No. 6 prospect in the Single-A California League...Entered the season rated as the No. 10 prospect in San Diego's chain, per *Baseball America*.

2013

Spent the entire season with Single-A Fort Wayne, making a career-high 23 starts...Was named a Midwest League All-Star (mid-season) and Pitcher of the Week on April 15...Following the season, was rated by *Baseball America* as the No. 14 prospect in the Midwest League.

2012

In his first full professional season, appeared in 15 games (15 starts) between Single-A Fort Wayne, Single-A Eugene and the AZL Padres...Entered the season rated as the No. 10 prospect in San Diego's chain, per *Baseball America*.

PERSONAL

Joseph Andrew Ross...Attended Bishop O'Dowd High School in Oakland, Calif...Went 5-4 with a 0.92 ERA during his senior season...Committed to play baseball at UCLA before signing with the San Diego Padres following the 2011 First-Year Player Draft...Older brother, Tyson, has appeared in 196 Major League games for Oakland (2010-12), San Diego (2013-16, 2018), Texas (2017), St. Louis (2018) and Detroit (2019).

ROSS	CAREER TRANSACTIONS	CAREER BESTS
	<p>2011 Selected by SDP in first round (No. 25 overall) of First-Year Player Draft.</p> <p>2014 Acquired by Washington with a player to be named (INF Trea Turner) from SDP in exchange for OF Steven Souza Jr. and LHP Travis Ott, both of whom went to TBR. SDP acquired OF Wil Myers, C Ryan Hanigan, LHP Jose Castillo and RHP Gerardo Reyes from TBR. TBR acquired C Rene Rivera, 1B Jake Bauers, and RHP Burch Smith from SDP, Dec. 18.</p>	<p>LONGEST START 8.0 IP, 3r; Last: 6/13/21 vs. SFG</p> <p>WINNING STREAK 4 games, 5/26/16 - 6/27/16</p> <p>MOST SINGLE-GAME K'S 12, 6/8/17 vs. BAL</p> <p>CAREER 10-K GAMES (3) 6/8/17 vs. BAL (12) 6/19/15 vs. PIT (11) 7/4/21 vs. LAD (11)</p> <p>HOME RUNS HIT None</p>
	<p>SIGNED BY</p> <p>Noah Jackson (Padres)</p>	

KEIBERT RUIZ 20



@keibert_ruiz

@KeibertRuiz

C

BORN / 2022 OPENING DAY AGE 7/20/98 Valencia, VEN / 23
BATS / THROWS Switch / Right

MLB SERVICE 0.064
HEIGHT / WEIGHT 6'0" / 225

ACQUIRED
 Acquired from Los Angeles (NL) along with RHP Josiah Gray, OF Donovan Casey and RHP Gerardo Carrillo in exchange for RHP Max Scherzer and SS Trea Turner, July 30, 2021.

RUIZ CAREER RECORD / UPDATED STATS BASEBALL REFERENCE

YEAR	CLUB	AVG	G	AB	R	H	TB	2B	3B	HR	RBI	SH	SF	HP	BB	SO	SB	CS	OBP	SLG	OPS	E
2015	DSL Dodgers	.300	44	150	14	45	58	8	1	1	19	0	0	1	8	15	4	2	.340	.387	.726	8
2016	AZL Dodgers	.485	8	33	5	16	22	4	1	0	15	0	2	1	3	4	0	0	.513	.667	1.179	0
	Ogden	.354	48	189	28	67	95	18	2	2	33	0	3	2	12	23	0	0	.393	.503	.896	1
2017	Great Lakes	.317	63	227	34	72	96	16	1	2	24	1	2	3	18	30	0	0	.372	.423	.795	4
	Rancho Cucum.	.315	38	149	24	47	74	7	1	6	27	0	3	1	7	23	0	0	.344	.497	.840	3
2018	Tulsa	.268	101	377	44	101	151	14	0	12	47	0	3	9	26	33	0	1	.328	.401	.728	4
2019	Oklahoma City	.316	9	38	6	12	18	0	0	2	9	0	0	0	2	1	0	0	.350	.474	.824	1
	Tulsa	.254	76	276	33	70	91	9	0	4	25	0	2	4	28	21	0	0	.329	.330	.659	3
2020	Los Angeles (NL)	.250	2	8	1	2	5	0	0	1	1	0	0	0	0	3	0	0	.250	.625	.875	0
2021	Los Angeles (NL)	.143	6	7	1	1	4	0	0	1	1	0	0	0	0	5	0	0	.143	.571	.714	0
	Oklahoma City	.311	52	206	39	64	130	18	0	16	45	0	1	1	23	27	0	0	.381	.631	1.012	5
	Rochester	.308	20	78	11	24	45	6	0	5	14	0	0	0	7	6	0	0	.365	.577	.942	0
	Washington	.284	23	81	9	23	32	3	0	2	14	0	0	2	6	4	0	0	.348	.395	.743	1
MINORS TOTALS		.301	459	1723	238	518	780	100	6	50	258	1	16	22	134	183	4	3	.356	.453	.808	29
MLB TOTALS		.271	31	96	11	26	41	3	0	4	16	0	0	2	6	12	0	0	.327	.427	.754	1

CAREER

A switch-hitting catcher, Ruiz is Washington's top prospect and the No. 11 prospect in all of baseball according to *Baseball America*...Was also Los Angeles' (NL) top prospect in 2021 and 2019...Was acquired at the 2021 Trade Deadline...Has posted a strikeout rate at 12.0% (MLB average: 23.6%) or below in five of his six Minor League seasons including a 10.4% mark in 2021...Ruiz homered in his first career at bat, a solo home run off Julio Teheran on Aug. 16 at Los Angeles (AL)...During his time in the Dodgers system, Ruiz was the youngest, or tied for the youngest player in the league, at each level of the system.

2021

Hit .284 with three doubles, two homers, 14 RBI, six walks and nine runs scored in 23 games for the Nationals after being recalled on Aug. 30...He struck out just four times and did not strike out in 37 consecutive plate appearances from Sept. 20 through the end of the season, the third-longest streak by a rookie in Major League Baseball in 2021, per the *Elias Sports Bureau*...*Elias* also notes that is the longest streak by a rookie in Nationals history (2005-pres)...He struck out just once in his last 75 plate appearances (1.3%)...Hit .396 (19-for-48) with two doubles, two homers, 10 RBI, four walks and eight runs scored in the last 13 games of the season...Was 10-for-28 (.357) with three RBI, two walks, and zero strikeouts as a right-handed batter and 14-for-60 (.233) with three doubles, three homers, 12 RBI, four walks and nine strikeouts as a left-handed batter...He clubbed a home run in his first game of the season, May 4 at Chicago (NL) a pinch-hit solo home run off Kyle Hendricks...He also homered in back-to-back games with the Nationals, Sept. 24 and 25 at Cincinnati...That was part of a stretch in which he went 16-for-34 (.471) with two doubles, two homers and nine RBI in eight games...At the time of his recall to Washington, Ruiz ranked fourth in all of Minor League Baseball with a .616 slugging percentage and ninth with a .993 OPS...In his final 13 games with Rochester, Ruiz went 21-for-52 (.404) with six doubles, four homers, 13 RBI, five walks and 10 runs scored...He recorded back-to-back multi-homer games, Aug. 24 and 25 at Syracuse...All told, he hit .310 with 24 doubles, 21 homers, 59 RBI, 30 walks and 50 runs scored in 72 games between Triple-A Oklahoma City and Triple-A Rochester...His 10.4% strikeout rate ranked 19th in all of Minor League Baseball and second-best among all upper level (Double-A and Triple-A) Minor Leaguers.

AWARDS AND HONORS

- 2022..... Washington's No. 1 prospect, per *Baseball America*
- 2021..... MiLB.com Organization All-Star
- 2021..... Triple-A West Player of the Week (July 25)
- 2021..... Los Angeles' No. 1 prospect, per *Baseball America*
- 2020..... Los Angeles' No. 4 prospect, per *Baseball America*
- 2018..... Texas League All-Star (mid-season)
- 2019..... Los Angeles' No. 1 prospect, per *Baseball America*
- 2018..... Arizona Fall League All-Prospect Team
- 2018..... Arizona Fall League Rising Stars Game
- 2018..... SiriusXM All-Star Futures Game (WSH)
- 2018..... Texas League All-Star (mid-season)
- 2018..... Los Angeles' No. 3 prospect, per *Baseball America*
- 2017..... MiLB.com Organization All-Star
- 2017..... *Baseball America* All-Star
- 2017..... Midwest League All-Star (mid-season)
- 2017..... Los Angeles' No. 20 prospect, per *Baseball America*
- 2016..... MiLB.com Organization All-Star

2020

Spent the majority of the season at the Alternate Training Site before making his Major League debut on Aug. 16 at Los Angeles (AL)...He went 2-for-8 (.250) with one homer, one RBI and one run scored in two Major League games...Ruiz hit a home run in his first career at bat, a solo home run off Julio Teheran...He became the first Dodger since Garey Ingram in 1994 to hit a home run in his first Major League at bat.

2019

Split the season between Double-A Tulsa and Triple-A Oklahoma City, where he hit a combined .261/.331/.347 with nine doubles, six homers, 34 RBI and 30 walks against 20 strikeouts in 85 games between the two clubs..

2018

Was selected to play in the SiriusXM All-Star Futures Game in Washington, D.C...Hit .268 with 14 doubles, 12 homers, 47 RBI, 26 walks and 44 runs scored in 101 games with Double-A Tulsa...His 12 home runs were a career-high until he hit 21 in 2021.

2017

Combined to hit .316 with 23 doubles, two triples, eight home runs, 51 RBI, 25 walks and 58 runs scored in 101 games between Single-A Great Lakes and Single-A Rancho Cucamonga.

2016

Began his first domestic season with the Arizona League Dodgers before being promoted to Rookie-level Ogden after eight games...Hit .354 with 22 doubles, three triples, two homers, 48 RBI, 15 walks and 33 runs scored in 56 games between the two stops.

2015

Hit .300 with eight doubles, one triple, one homer, 19 RBI, eight walks and 14 runs scored in 44 games for the Dominican Summer League Dodgers.

PERSONAL

Keibert Jose Ruiz...Is married to wife, Ryena...They have one son, Keibert Jr.

RUIZ	CAREER TRANSACTIONS	CAREER BESTS
	2014 Signed with LAD as a non-drafted free agent, July 20.	SINGLE-GAME HITS..... 3, 4x, last: 9/24/21 at CIN
	2021 Acquired by Washington along with RHP Josiah Gray, OF Donovan Casey and RHP Gerardo Carrillo in exchange for RHP Max Scherzer and SS Tra Turner, July 30, 2021.	SINGLE-GAME RBI..... 4, 9/20/21 at MIA
SIGNED BY	HITTING STREAK..... 5 games, 9/20-9/25/21	MULTI-HR GAMES..... None
Francisco Cartaya and Pedro Avila (Dodgers)	CAREER GRAND SLAMS..... None	CAREER PINCH HOMERS (1)..... 5/4/21 at CHI (Hendricks)
		CAREER WALK-OFF HOMERS..... None



JACKSON RUTLEDGE 79

@j_rutledge34

@J_Cheddar34

RHP

BORN / 2021 OPENING DAY AGE

4/1/99 Fenton, Mo. / 22

BATS / THROWS

Right / Right

MLB SERVICE

0.000

HEIGHT / WEIGHT

6'8" / 243

ACQUIRED

Selected in the first round (No. 17 overall) of the 2019 First-Year Player Draft.

SCHOOL

San Jacinto (TX) College

RUTLEDGE CAREER RECORD / UPDATED STATS

YEAR	CLUB	W	L	ERA	G	GS	CG	SHO	SV	IP	H	R	ER	HR	HB	BB	SO	SO/9	WP	BK	BAA	
2019	GCL Nationals	0	0	27.00	1	1	0	0	0	1.0	4	3	3	0	1	1	2	18.0	2	0	.571	
	Auburn	0	0	3.00	3	3	0	0	0	9.0	4	4	3	2	1	3	6	6.0	0	0	.133	
	Hagerstown	2	0	2.30	6	6	0	0	0	27.1	14	9	7	0	1	11	31	10.2	5	0	.151	
2020	Fredericksburg	Alternate Training Site																				
	Wilmington	0	3	12.66	4	4	0	0	0	10.2	17	16	15	0	1	9	10	8.4	3	0	.370	
2021	FCL Nationals	0	1	7.36	2	2	0	0	0	3.2	3	3	3	1	0	2	5	12.3	0	0	.214	
	Fredericksburg	1	2	5.32	7	7	0	0	0	22.0	20	16	13	1	2	9	26	10.6	4	0	.235	
MINORS TOTALS		3	6	5.38	23	23	0	0	0	75.2	62	51	44	4	6	35	80	98	14	0	.225	

CAREER

Tall right-hander takes part in his second Major League Spring Training in 2022...Is the No. 9 prospect in Washington's system, according to *Baseball America*...Is the No. 3 prospect in the chain according to MLB Pipeline.com... Has been cited as having the "Best Fastball" (2021, 2020) and "Best Slider" (2021) in Washington's system, per *Baseball America*...In 2019, his 0.87 ERA led all of NJCAA Division 1, while his 134 strikeouts were good for second...He was named a semi-finalist for the Golden Spikes Award (top amateur baseball player)...Was the only semi-finalist from a Junior College and was just the fourth Junior College player to be named a semi-finalist in the award's history.

2021

Opened the season with High-A Wilmington...Endured three stints on the Injured List... Finished the season strong, going 1-1 with a 3.32 ERA and a .203 opponents' average in his final six starts...Struck out 22 batters, and walked seven in 19.0 innings pitched during this stretch.

2020

Was a member of the 60-Player Pool...Spent the entire season at the Alternate Training Site (Fredericksburg)...Participated in Instructional League following the season.

2019

Reported to the GCL Nationals following the 2019 First-Year Player Draft...Was promoted to short-season Single-A Auburn on July 5 and then to Single-A Hagerstown on July 23...Went 2-0 with a 3.13 ERA in 10 starts along the way...Posted a 2.30 ERA (7 ER/27.1 IP) in six starts with Hagerstown.

PERSONAL

Jackson Christian Rutledge...Attended Rockwood Summit High School in Fenton, Mo...Started his collegiate career at the University of Arkansas... Transferred to San Jacinto (Texas) Junior College...Went 9-2 with a 0.87 ERA (8 ER/82.2 IP) and 134 strikeouts in 13 starts in his only season (2019) at San Jacinto...His 0.87 ERA led all of NJCAA Division 1, while his 134 strikeouts were good for second and his 14.59 strikeouts per 9.0 innings pitched ranked sixth...Tossed four complete games (two shutouts), allowed just one home run and issued just 30 walks in 2019...Entered the 2019 First-Year Player Draft rated by *Baseball America* as the No. 14 draft prospect and by MLB Pipeline.com as the No. 12 draft prospect...Was considered the No. 3 pitching prospect in the Draft by MLB Pipeline.com, while *Baseball America* placed him as the No. 4 pitcher and the second-best right-handed pitching prospect...Went 3-0 with a 3.45 ERA (6 ER/15.2 IP) in 12 games (three starts) in his lone season at the University of Arkansas in 2018.

AWARDS AND HONORS

- 2022..... Washington's No. 9 prospect, per *Baseball America*
- 2021..... Washington's No. 2 prospect, per *Baseball America*
- 2020..... Washington's No. 3 prospect, per *Baseball America*



RUTLEDGE

CAREER TRANSACTIONS

2019..... Selected by Washington in first round (No. 17) of the First-Year Player Draft.

SIGNED BY

Brandon Larson (Nationals)

2019 POSTSEASON NATIONALS PARK NATIONALS IN THE COMMUNITY FRONT OFFICE NATIONALS & OWNERSHIP EXECUTIVES MANAGER & COACHING STAFF PLAYERS 2021 IN REVIEW HISTORY & RECORDS SCOUTING, RESEARCH & PLAYER DEV. MEDIA



AARON SANCHEZ 45



@a_sanch18

@A_Sanch18

RHP

BORN / 2022 OPENING DAY AGE BATS / THROWS
 7/1/92 Barstow, Calif. / 29 Right / Right

MLB SERVICE HEIGHT / WEIGHT
 6.032 6'4" / 212

ACQUIRED
 Signed as a Minor League free agent, March 14, 2022

SCHOOL
 Barstow (Calif.) High School

SANCHEZ CAREER RECORD / UPDATED STATS BASEBALL REFERENCE

YEAR	CLUB	W	L	ERA	G	GS	CG	SHO	SV	IP	H	R	ER	HR	HB	BB	SO	SO/9	WP	BK	BAA	
2010	Auburn	0	1	4.50	2	2	0	0	0	6.0	4	5	3	0	0	5	9	13.5	1	0	.182	
	GCL Blue Jays	0	2	1.42	8	8	0	0	0	19.0	19	10	3	1	4	12	28	13.3	3	0	.271	
2011	Vancouver	0	1	4.63	3	3	0	0	0	11.2	8	6	6	0	1	8	13	10.0	1	0	.195	
	Bluefield	3	2	5.48	11	6	0	0	1	42.2	45	27	26	4	1	18	43	9.1	2	0	.269	
2012	Lansing	8	5	2.49	25	18	0	0	0	90.2	64	33	25	3	7	51	97	9.7	6	2	.204	
2013	Dunedin	4	5	3.34	22	20	0	0	0	86.2	63	40	32	4	5	40	75	7.8	4	1	.202	
2014	Toronto	2	2	1.09	24	0	0	0	3	33.0	14	5	4	1	1	9	27	7.4	1	0	.128	
	Buffalo	0	3	4.19	8	6	0	0	0	34.2	36	20	16	4	1	17	27	7.1	2	1	.281	
	New Hampshire	3	4	3.82	14	14	0	0	0	66.0	52	34	28	2	7	40	57	7.8	2	1	.222	
2015	Toronto	7	6	3.22	41	11	0	0	0	92.2	74	35	33	9	3	44	61	5.9	8	0	.224	
	Buffalo	0	1	3.60	3	1	0	0	0	5.0	6	4	2	0	1	5	4	7.2	0	0	.316	
	Dunedin	0	0	3.38	1	1	0	0	0	2.2	3	1	1	0	0	2	2	6.8	0	0	.300	
	GCL Blue Jays	0	0	9.00	1	1	0	0	0	2.0	3	2	2	0	0	1	1	4.5	0	0	.375	
2016	Toronto	15	2	3.00	30	30	0	0	0	192.0	161	69	64	15	5	63	161	7.5	5	0	.224	
2017	Toronto	1	3	4.25	8	8	0	0	0	36.0	42	24	17	6	1	20	24	6	1	0	.288	
	Buffalo	0	1	8.31	1	1	0	0	0	4.2	5	4	4	0	0	3	4	8.3	1	0	.333	
	Dunedin	0	0	7.36	1	1	0	0	0	3.2	6	3	3	0	0	2	3	7.4	1	0	.400	
2018	Toronto	4	6	4.89	20	20	0	0	0	105.0	106	62	57	11	7	58	86	7.4	4	0	.262	
	Dunedin	0	0	2.45	1	1	0	0	0	3.2	2	1	1	0	0	4	3	7.4	0	0	.167	
	New Hampshire	0	1	6.23	1	1	0	0	0	4.2	6	4	3	0	1	4	4	8.3	0	0	.316	
	GCL Blue Jays	0	0	12.00	1	1	0	0	0	3.0	5	4	4	0	0	2	4	12.0	1	0	.357	
2019	Houston	2	0	4.82	4	4	0	0	0	18.2	14	10	10	5	1	9	16	7.7	0	0	.200	
	Toronto	3	14	6.07	23	23	0	0	0	112.2	131	82	76	15	10	59	99	7.9	7	0	.290	
2020	DID NOT PITCH/Injured																					
2021	Sacramento	1	1	7.79	6	6	0	0	0	17.2	24	16	15	4	1	10	11	5.7	3	0	.333	
	San Francisco	1	1	3.06	9	7	0	0	0	35.2	32	12	12	2	4	15	26	6.6	0	1	.234	
	San Jose	0	1	6.23	1	1	0	0	0	4.2	4	4	3	1	0	0	2	4.2	0	0	.222	
MINORS TOTALS		19	28	3.92	110	92	0	0	1	408.2	355	218	177	23	29	224	387	8.6	27	5	.238	
MLB TOTALS		35	34	3.93	159	103	0	0	3	625.0	574	299	273	64	32	277	500	7.2	26	1	.243	

2015 POSTSEASON

RD.	CLUB.	OPP.	W	L	FRA	G	GS	CG	SHO	GF	SV	IP	H	R	ER	HR	HB	BB	SO	WP	BK	BAA
ALDS	TOR	vs. TEX	1	0	0.00	5	0	0	0	1	0	5.1	3	1	0	0	0	1	6	0	0	.167
ALCS	TOR	vs. KCR	0	0	0.00	4	0	0	0	0	0	2.0	4	0	0	0	0	1	0	0	0	.400
TOTALS			1	0	0.00	9	0	0	0	0	0	7.1	7	1	0	0	0	2	6	0	0	.250

2016 POSTSEASON

RD.	CLUB.	OPP.	W	L	ERA	G	GS	CG	SHO	GF	SV	IP	H	R	ER	HR	HB	BB	SO	WP	BK	BAA
ALDS	TOR	vs. TEX	0	0	9.53	1	1	0	0	0	0	5.2	3	6	2	0	0	4	5	0	0	.150
ALCS	TOR	vs. CLE	1	0	5.40	1	1	0	0	0	0	6.0	2	1	1	0	0	2	5	0	0	.105
TOTALS			1	0	5.40	2	2	0	0	0	0	11.2	5	7	7	2	0	6	10	0	0	.128

CAREER

A veteran of seven Major League seasons, he has pitched with Toronto, Houston and San Francisco in a combined 159 games...Has a lifetime 3.93 ERA...Was recognized as one of the best pitchers in baseball during 2016 season where he set career-highs in almost every category...Recognized that season as the Blue Jays Most Improved Player, and Pitcher of the Year...Selected by AL All-Star Manager, Ned Yost, to replace Craig Kimbrel on the 2016 AL All-Star roster

2021

Joined San Francisco near the start of Spring Training...Started six Major League games before being placed on the Injured List on May 8...Made appearances with Triple-A Sacramento and Low-A San Jose before rejoining the Giants on July 29...Pitched in three more games, with two of those appearances coming out of the bullpen...Final start of the season came on August 7 at Milwaukee...Pitched fewest Major League innings since appearing in eight games with Toronto in 2018... **2021 Pitch Mix:** Curveball (30.6%) Sinker (30.3%) Changeup (20%) 4-Seam Fastball (19.2%)

2020

Missed the season recovering from a shoulder injury to repair a torn capsule in his throwing shoulder that he suffered in September of 2019.

2019

Began the season with Toronto posting a 3-14 record in 23 games...Had a career-high ERA and was part of a July 31 trade that sent Sanchez to Houston...Started four times for the Astros, going 2-0 with a 4.82 ERA...Did not appear in any Postseason games with the Astros.

2018

Posted a 4-6 record in his final full season with the Blue Jays...Toronto won seven of the last nine starts Sanchez made with the Major League team...Pitched 6.0 IP or more in 10 of his 20 Major League starts.

2017

Pitched in a career-low eight games while registering career highs in ERA (4.25), opp. avg. (.288) and WHIP (1.72)...Made two rehab starts in the minors, one with Dunedin (3.2 IP) and one with Buffalo (4.1 IP)...Returned to the rotation on July 7 vs. HOU...Allowed a career-high eight runs (five earned) over 1.2 innings and failed to record a strikeout for the 1st time in his career as a starter.

2016

Went at least six innings and allowed exactly one earned run in each of his first three starts... Won seven consecutive decisions from April 29-June 29...Took a one-hit shutout into the 9th inning on June 7 at Detroit...Allowed hits to the first two batters before being removed in a game... Selected by AL All-Star Manager, Ned Yost, to replace Craig Kimbrel on the 2016 AL All-Star roster... Had a career-high 10-game winning streak from April 29-July 25,

2016, which was the longest active streak in the Majors at the time...Finished the 2016 season 1st in the AL in ERA (3.00), opponents' OPS (.625) and SLG % (.335), and 4th in opponents' average (.224)...Allowed just a .219 opp. avg. with RISP that season, 9th lowest in the American League...Posted a groundball percentage of 54.4%, 3rd best in AL...Facing RHH that mark jumped to 61.0% - the highest in all of baseball.

2015

Earned his first win of the season and first victory as a starter on April 22 vs Baltimore...Issued seven free passes, the first time since Sept. 8, 1995 that a Toronto starter walked 7+ batters and won the game...Tossed a then career-high 8.0 innings on June 5 vs HOU while allowing just one earned run... Did not issue a walk for the first time in his career as a starter...Was ejected for the first time in his career after hitting Alcides Escobar in the 8th inning on August 2 vs Kansas City... Earned his 1st postseason victory in Game 5 vs. Texas in the 2015 ALDS, becoming the youngest pitcher in Blue Jays franchise history to record a playoff win...During the 2015 postseason, became the third reliever in club history to not allow a run in the playoffs (minimum 6.0 IP)...His nine appearances through the ALDS and ALCS were most among all Major League pitchers through the first two rounds of the 2015 playoffs...Did not allow a run over his final 11.2 innings pitched of the season (regular and postseason), dating back to September 26 vs Tampa Bay

2014

Made his Major League debut on July 23 vs Boston, tossing 2.0 innings while recording two strikeouts... Earned three saves in three opportunities becoming the 4th youngest pitcher in club history to record a save after collecting his 1st on August 30 vs. NYY.

2013

Pitched for Advanced-A Dunedin Blue Jays, appearing in 22 games and making 20 starts...

2012

Spent the season at Low-A Lansing starting 18 games for the Lugnuts and pitching to a 2.49 ERA...Struck out 97 batters which was a career-high.

2011

In his first full professional season, he split the season between Rookie-Bluefield and Short Season Vancouver...Started nine games combined.

2010

Made professional debut pitching in 10 games for Rookie-Auburn and GCL Blue Jays.

PERSONAL

Aaron Jacob Sanchez...The first MLB player born in Barstow....After his debut and successful first season, Barstow City Council declared October 20, 2014, to be "Aaron Sanchez Day"... Aaron's stepfather, Mike Shipley, was drafted in the fourth round of the 1976 MLB draft by the Angels...Married to wife, Jessica and together they have a son, Ace.

AWARDS AND HONORS

- 2016 Blue Jays Pitcher of the Year
- 2016 Blue Jays Most Improved Player
- 2016 Blue Jays Pitcher of the Year
- 2016 American League All-Star at SD
- 2015 Toronto's No. 2 prospect, per *Baseball America*
- 2014 Toronto's No. 1 prospect, per *Baseball America*
- 2013 Toronto's No. 3 prospect, per *Baseball America*
- 2013 Arizona Fall League All-Prospect Team
- 2013 Arizona Fall League Rising Stars
- 2012 Toronto's No. 6 prospect, per *Baseball America*
- 2012 Midwest League Pitcher of the Week, July 2
- 2012 Midwest League All-Star (midseason)
- 2011 Toronto's No. 10 prospect, per *Baseball America*

CAREER TRANSACTIONS

- 2010 Selected by TOR in first round (No. 34 overall) of First-Year Player Draft.
- 2019 Acquired by HOU with OF Cal Stevenson and RHP Joe Biagini in exchange for OF Derek Fisher, July 31
- 2021 Signed with SF as a free agent, Feb. 21.
- 2022 Signed with Washington as a Minor League free agent, March 16.

SIGNED BY

Blake Crosby and Bob Fontaine (Blue Jays)

CAREER BESTS

- LONGEST START 8.0, 5x, Last: 7/4/16 vs. KCR
- WINNING STREAK 2 games, 7x, Last: 8/3-8/10/19
- MOST SINGLE-GAME K'S 12, 6/7/16 at DET
- CAREER 10-K GAMES (4) 7/28/19 vs. TB (10)
- 5/12/16 vs. CHW (11)
- 9/27/16 vs. BAL (10)
- 6/7/16 at DET (12)

SANCHEZ

ADRIÁN SANCHEZ 14

@adriansnz

INF

BORN / 2022 OPENING DAY AGE 8/16/90 Maracaibo, VEN / 31
BATS / THROWS Right / Right

MLB SERVICE 1.132
HEIGHT / WEIGHT 6'0" / 197

ACQUIRED
Signed as a Minor League free agent, Oct. 27, 2020.



SANCHEZ CAREER RECORD / UPDATED STATS

YEAR	CLUB	AVG	G	AB	R	H	TB	2B	3B	HR	RBI	SH	SF	HP	BB	SO	SB	CS	OBP	SLG	OPS	E
2007	DSL Nationals	.269	42	145	21	39	55	11	1	1	19	4	0	7	12	25	4	3	.354	.379	.733	13
2008	DSL Nationals	.282	58	227	40	64	88	13	1	3	32	4	4	3	19	36	21	3	.340	.388	.728	7
2009	GCL Nationals	.246	24	65	13	16	23	7	0	0	5	4	2	0	3	6	3	0	.271	.354	.625	8
2010	GCL Nationals	.378	29	119	23	45	64	10	0	3	21	3	1	2	2	15	4	2	.395	.538	.933	8
	Hagerstown	.317	25	104	15	33	37	1	0	1	15	1	0	2	0	18	0	2	.330	.356	.686	8
2011	Hagerstown	.262	131	538	75	141	190	30	5	3	51	8	4	10	17	71	25	12	.295	.353	.648	20
2012	Potomac	.269	101	375	46	101	136	20	3	3	32	8	1	5	11	59	25	16	.298	.363	.661	10
2013	Potomac	.241	120	428	43	103	128	14	4	1	42	10	2	6	17	61	8	4	.278	.299	.577	18
2014	Potomac	.271	29	96	6	26	31	3	1	0	9	0	3	2	5	14	4	1	.311	.323	.634	6
	Harrisburg	.223	89	269	34	60	75	6	0	3	29	1	2	3	23	42	7	3	.290	.279	.569	11
2015	Harrisburg	.246	59	179	21	44	60	11	1	1	15	3	1	0	11	22	3	2	.288	.335	.623	6
	Potomac	.343	19	67	10	23	31	5	0	1	6	1	0	0	5	6	5	1	.389	.463	.852	0
	GCL Nationals	.455	4	11	3	5	8	0	0	1	1	0	0	0	0	0	1	1	.455	.727	1.182	0
2016	Harrisburg	.254	97	299	24	76	99	17	3	0	25	4	3	5	14	42	6	1	.296	.331	.627	6
	Syracuse	.216	14	51	4	11	12	1	0	0	3	0	0	0	1	7	1	0	.231	.235	.466	4
2017	Harrisburg	.250	5	16	4	4	7	0	0	1	3	0	0	0	1	3	0	0	.294	.438	.732	1
	Syracuse	.244	72	258	37	63	92	15	1	4	18	2	3	1	19	47	4	1	.295	.357	.652	13
	Washington	.268	34	71	6	19	26	7	0	0	11	2	0	1	25	0	2	.288	.366	.654	1	
2018	Syracuse	.234	70	269	21	63	94	15	2	4	27	3	4	3	16	42	10	6	.281	.349	.630	9
	Washington	.276	28	58	8	16	20	2	1	0	3	0	0	1	8	0	0	.288	.345	.633	0	
	GCL Nationals	.467	5	15	7	7	14	2	1	1	4	0	0	0	1	1	2	0	.500	.933	1.433	0
2019	Harrisburg	.316	69	256	43	81	120	19	1	6	36	0	4	3	19	39	11	5	.365	.469	.834	9
	Washington	.226	28	31	3	7	0	0	0	0	1	0	0	0	1	10	0	0	.250	.226	.476	1
2020	Did Not Play / Injured																					
2021	Rochester	.314	45	159	21	50	71	9	0	4	20	3	0	1	11	28	5	2	.363	.447	.809	8
	Washington	.257	16	35	5	9	11	2	0	0	1	0	0	0	3	4	0	0	.316	.314	.630	0
MINORS TOTALS		.265	1063	3792	490	1005	1364	200	24	37	393	56	34	52	196	557	144	63	.308	.360	.667	157
MLB TOTALS		.263	90	160	17	42	53	9	1	0	15	2	0	1	3	43	0	2	.280	.331	.612	2

CAREER

Slick-fielding, versatile infielder has proved to be a valuable member of Washington's roster since making his MLB debut during the 2017 season...Appeared in more than 900 Minor League games across 11 professional seasons before making that Major League debut...Was signed as a 16-year-old by then Assistant General Manager, Mike Rizzo at a tryout camp in Maracaibo, Venezuela.

2021

Opened the season with Triple-A Rochester before having his contract selected on July 30...Went 9-for-28 (.321) with two doubles, three walks and five runs scored in eight starts with the Nationals...Struck out just twice in 31 plate appearances as a starter.

2020

Missed the season after suffering a torn right Achilles in June.

2019

Began the season with Triple-A Fresno before being recalled on April 3 when Trea Turner suffered a broken finger...Was optioned to Double-A Harrisburg on April 7...Enjoyed eight Major League stints with the Nationals in 2019...Went 5-for-17 (.294) with one RBI, one walk and one run scored as a pinch hitter...Was named Eastern League Player of the Month for June (.400, 5 2B, 5 HR, 16 RBI, 4 BB, 5 SB, 18 R).

AWARDS AND HONORS

- 2019 World Series Champion (WSH)
- 2019 Eastern League Player of the Month (June)
- 2015 Carolina League Player of the Week (June 29)
- 2012 Washington's No. 28 prospect, per *Baseball America*
- 2011 Washington's No. 17 prospect, per *Baseball America*

2018

Was first recalled on April 24 and eventually enjoyed four stints in D.C...Went 14-for-45 (.311) with two doubles, one triple, three RBI, one walk and seven runs scored in 13 Major League starts...Made appearances at second base (13 G) and third base (7 G)...Recorded a season-high three hits going 3-for-4 with two runs scored on Sept. 26 vs. Miami...Hit .246 with 17 doubles, three triples, five homers, 31 RBI, 17 walks, 12 stolen bases and 28 runs scored in 75 games between Triple-A Syracuse and the GCL Nationals...His 31 RBI were his most in a Minor League season since 2014...His five home runs matched a career-high.

2017

Appeared in 77 games between Double-A Harrisburg and Triple-A Syracuse, hitting .245 with 15 doubles, one triple, five homers, 21 RBI, 20 walks and 41 runs scored...Five home runs were a career high...Had his contract selected on June 30 and eventually enjoyed two stints in D.C...Made his MLB debut on June 30 at St. Louis (Def. Replacement)...Made his first start on July 3 vs. New York (NL)...Recorded his first MLB hit and scored the game-winning run, July 7 vs. Atlanta...Hit 12-for-39 (.308) with six doubles and nine RBI in his final 11 MLB starts...Went 8-for-16 (.500) with three doubles, 10 RBI and one walk with runners in scoring position.

2016

Advanced to Triple-A Syracuse for the first time in his career...Played in 111 games, his most since 2014.

2015

Hit .280 with 16 doubles, one triple, three homers, 22 RBI and 34 runs scored in 82 games for Double-A Harrisburg, Single-A Potomac and the GCL Nationals.

2014

Advanced to Double-A Harrisburg for the first time after beginning the season with Single-A Potomac.

2013

Spent the entire season with Single-A Potomac, his second full season in the Carolina League.

2012

Advanced to Single-A Potomac for the first time in his career...Spent the entire season with the P-Nats.

2011

Played in a career-high 131, setting career marks in nearly every offensive category...Many of those marks still stand entering 2018.

2010

Began the season with the GCL Nationals before joining Single-A Hagerstown...Hit .350 with 11 doubles, four homers, 36 RBI and 38 runs scored in 54 games between the two stops.

2009

Played 24 games in his first domestic season with the GCL Nationals.

2008

Played his second professional season with the Dominican Summer League Nationals.

2007

Debuted for the Dominican Summer League Nationals.

PERSONAL

Adrián Arturo Sanchez...Resides in Lake Worth, Fla., with his wife Dariela and two children.

CAREER TRANSACTIONS							
2007	Signed as a non-drafted free agent, Jan. 21.						
2020	Signed with Washington as a Minor League free agent, Oct. 27.						
2021	Signed with Washington as a Minor League free agent, Nov. 10.						
SIGNED BY							
Mike Rizzo (Nationals)							
CAREER FIELDING							
YEAR / POS.	PCT.	G	PO	A	E	TC	DP
2021 / 2B	1.000	9	14	29	0	43	5
2021 / 3B	1.000	2	1	3	0	4	0
2021 / OF	—	1	0	0	0	0	0
CAREER / 2B	1.000	36	41	57	0	98	9
CAREER / 3B	.967	22	5	24	1	30	5
CAREER / SS	.967	10	10	19	1	30	4
CAREER / 1B	1.000	1	8	0	0	8	0
CAREER / OF	—	2	0	0	0	0	0
CAREER BESTS							
SINGLE-GAME HITS	3, 3x, last 9/26/18 vs. MIA						
SINGLE-GAME RBI	3, 8/26/17 vs. NYM						
HITTING STREAK	5 games, 8/2/17 - 8/10/17						
MULTI-HR GAMES	None						
CAREER GRAND SLAMS	None						
CAREER PINCH HOMERS	None						
CAREER WALK-OFF HOMERS	None						

ANÍBAL SÁNCHEZ 34



@anibalsanchez19

@AnibalSanchez19

RHP

BORN / 2022 OPENING DAY AGE

2/27/84 Maracay, VEN / 38

BATS / THROWS

Right/Right

MLB SERVICE

14.083

HEIGHT / WEIGHT

6'0" / 207

ACQUIRED

Signed as a Minor League free agent, March 14, 2022

SCHOOL

U. E. San Pedro Alesandrino

SÁNCHEZ CAREER RECORD / UPDATED STATS

YEAR	CLUB	W	L	ERA	G	GS	CG	SHO	SV	IP	H	R	ER	HR	HB	BB	SO	SO/9	WP	BK	BAA
2001	VSL Red Sox	4	3	3.19	24	1	0	0	3	53.2	40	23	19	0	0	23	64	10.7	0	1	—
2002	VSL Red Sox	5	3	3.50	11	11	1	0	0	61.2	50	31	24	3	5	11	73	10.7	3	0	.222
DID NOT PITCH / Injured																					
2004	Lowell	3	4	1.77	15	15	0	0	0	76.1	43	24	15	3	6	29	101	11.9	2	1	.160
2005	Wilmington	6	1	2.40	14	14	0	0	0	78.2	53	25	21	7	3	24	95	10.9	5	0	.187
	Portland	3	5	3.45	11	11	0	0	0	57.1	53	28	22	5	5	16	63	9.9	4	1	.244
2006	Carolina	3	6	3.15	15	15	2	1	0	85.2	82	41	30	7	2	27	92	9.7	4	0	.246
	Florida	10	3	2.83	18	17	2	1	0	114.1	90	39	36	9	4	46	72	5.7	4	1	.217
2007	Florida	2	1	4.80	6	6	0	0	0	30	43	17	16	3	2	19	14	4.2	3	0	.341
2008	GCL Marlins*	1	0	3.60	1	1	0	0	0	5.0	4	2	2	0	0	1	4	7.2	0	0	.250
	Jupiter*	0	0	1.80	2	2	0	0	0	10.0	7	2	2	0	0	4	9	8.1	0	0	.194
	Carolina*	1	0	3.46	2	2	1	0	0	13.0	12	5	5	0	0	5	12	8.3	1	0	.267
	Florida	2	5	5.57	10	10	0	0	0	51.2	54	35	32	7	6	27	50	8.7	1	0	.267
2009	Florida	4	8	3.87	16	16	0	0	0	86	84	39	37	10	1	46	71	7.4	0	1	.253
	Jupiter*	1	0	0.68	3	3	0	0	0	13.1	7	2	1	0	0	3	12	8.1	1	0	.156
	GCL Marlins*	0	0	3.38	1	1	0	0	0	2.2	3	1	1	0	0	2	0	0.0	1	0	.273
	Jacksonville*	1	0	2.61	2	2	0	0	0	10.1	5	3	3	1	0	3	8	7.0	0	0	.139
2010	Florida	13	12	3.55	32	32	1	1	0	195	192	89	77	10	7	70	157	7.2	7	0	.257
2011	Florida	8	9	3.67	32	32	3	2	0	196.1	187	85	80	20	5	64	202	9.3	4	5	.250
2012	Miami	5	7	3.94	19	19	0	0	0	121	119	59	53	12	2	33	110	8.2	4	1	.259
	Detroit	4	6	3.74	12	12	1	1	0	74.2	81	36	31	8	3	15	57	6.9	3	0	.275
2013	Lakeland*	0	0	0.00	1	0	0	0	0	1.2	2	0	0	0	0	0	0	0.0	0	0	.333
	Detroit	14	8	2.57	29	29	1	1	0	182	156	56	52	9	2	54	202	10	7	0	.229
2014	Detroit	8	5	3.43	22	21	0	0	0	126	108	55	48	4	3	30	102	7.3	5	0	.228
2015	Detroit	10	10	4.99	25	25	1	1	0	157	152	89	87	29	1	49	138	7.9	5	3	.252
2016	Detroit	7	13	5.87	35	26	0	0	0	153.1	171	108	100	30	5	53	135	7.9	7	2	.285
2017	Detroit	3	7	6.41	28	17	0	0	0	105.1	139	81	75	26	4	29	104	8.9	5	1	.313
	Toledo	0	2	4.60	4	4	0	0	0	15.2	17	9	8	3	0	5	20	11.5	0	0	.270
	West Michigan*	0	1	6.75	1	1	0	0	0	4.0	5	3	3	0	0	2	3	6.8	0	0	.333
2018	Atlanta	7	6	2.83	25	24	0	0	0	136.2	106	48	43	15	4	42	135	8.9	4	0	.213
	Gwinnett*	0	1	10.80	2	2	0	0	0	6.2	9	8	8	2	0	4	9	12.2	0	0	.333
2019	Washington	11	8	3.85	30	30	0	0	0	166.0	153	77	71	22	4	58	134	7.3	1	3	.236
2020	Washington	4	5	6.62	11	11	0	0	0	53.0	70	40	39	11	3	18	43	7.3	0	2	.313
DID NOT PITCH																					
2021																					
MINORS TOTALS		28	26	3.01	109	85	4	1	3	491.0	392	207	164	31	21	159	565	10.4	21	3	.240
MLB TOTALS		112	113	4.05	350	327	9	7	0	1948.1	1905	953	877	225	56	653	1726	8.0	60	19	.262

2012 POSTSEASON

RD.	CLUB	OPP.	W	L	ERA	G	GS	CG	SHO	GF	SV	IP	H	R	ER	HR	HB	BB	SO	WP	BK	BAA	
ALDS	DET	vs. OAK	1	0	2.84	1	1	0	0	0	0	6.1	5	2	2	1	0	2	3	4.3	0	0	.227
ALCS	DET	vs. NYY	1	0	0.00	1	1	0	0	0	0	7.0	3	0	0	0	0	3	7	9.0	0	0	.125
WS	DET	vs. SFG	0	1	2.57	1	1	0	0	0	0	7.0	6	2	2	0	0	1	8	10.3	1	0	.222
TOTALS			1	2	1.77	3	3	0	0	0	0	20.1	14	4	4	1	0	6	18	8.0	1	0	.192

2013 POSTSEASON

RD.	CLUB	OPP.	W	L	ERA	G	GS	CG	SHO	GF	SV	IP	H	R	ER	HR	HB	BB	SO	WP	BK	BAA	
ALDS	DET	vs. OAK	0	1	10.38	1	1	0	0	0	0	4.1	8	6	5	3	0	2	6	12.5	0	0	.381
ALCS	DET	vs. BOS	1	1	2.25	2	2	0	0	0	0	12.0	9	4	3	1	0	6	17	12.8	3	0	.196
TOTALS			1	2	4.41	3	3	0	0	0	0	16.1	17	10	8	4	0	8	23	12.7	3	0	.254

2014 POSTSEASON

RD.	CLUB	OPP.	W	L	ERA	G	GS	CG	SHO	GF	SV	IP	H	R	ER	HR	HB	BB	SO	WP	BK	BAA
ALDS	DET	vs. BAL	0	0	0.00	1	0	0	0	0	0	2.0	0	0	0	0	0	2	9.0	0	0	.000
TOTALS			0	0	0.00	1	0	0	0	0	0	2.0	0	0	0	0	0	2	9.0	0	0	.000

2018 POSTSEASON

RD.	CLUB.	OPP.	W	L	ERA	G	GS	CG	SHO	GF	SV	IP	H	R	ER	HR	HB	BB	SO	WP	BK	BAA
NLDS	ATL	vs. LAD	0	1	5.79	1	1	0	0	0	4.2	5	3	3	2	0	1	3	5.8	0	0	.263
TOTALS			0	1	5.79	1	1	0	0	0	4.2	5	3	3	2	0	1	3	5.8	0	0	.263

2019 POSTSEASON

RD.	CLUB.	OPP.	W	L	ERA	G	GS	CG	SHO	GF	SV	IP	H	R	ER	HR	HB	BB	SO	WP	BK	BAA
NLWC	WSH	vs. MIL	0	0	0.00	0	0	0	0	0	0.0	0	0	0	0	0	0	0	0.0	0	0	.000
NLDS	WSH	vs. LAD	0	0	1.80	1	1	0	0	0	5.0	4	1	1	1	0	2	9	16.2	0	0	.211
NLCS	WSH	vs. STL	1	0	0.00	1	1	0	0	0	7.2	1	0	0	0	2	1	5	5.9	0	0	.116
WS	WSH	vs. HOU	0	1	6.75	1	1	0	0	0	5.1	10	4	4	1	0	1	4	6.8	0	0	.221
TOTALS			1	1	2.50	3	3	0	0	0	18.0	15	5	5	2	2	4	18	9.00	0	0	.221

CAREER

A veteran right-hander, Sánchez is 112-113 with a 4.06 ERA in 350 games (327 starts)... Returns to Washington for the 2022 season after not pitching in 2021...Joined Washington in 2019 on a two-year contract after 13 Major League seasons with the Florida/ Miami Marlins (2006-12), Detroit Tigers (2012-17) and Atlanta Braves (2017-18)...He led the American League with a 2.57 ERA in 2013...His 1948.1 innings pitched in his career are fifth-most by a Venezuelan-born pitcher in Major League history...Tossed a no-hitter on Sept. 6, 2006 vs. Arizona...Sánchez has appeared in 11 Postseason games (10 starts), including a start in the 2012 and 2019 World Series...Made his professional debut with the Venezuelan Summer League Red Sox after signing with Boston as a non-drafted free agent on Jan. 3, 2001.

2021

Did not pitch.

2020

Completed his second season with the Nationals after earning his first career World Series in 2019... Started 11 games, posting a 4-5 record with a 6.65 ERA...Struck out a season-high seven batters in his first start of the season, July 27 vs. Toronto (5.0 IP, 6 H, 4 ER, BB, 7 SO)...Tossed a season-high 7.0 innings on Aug. 23 vs. Miami (7.0 IP, 5 H, ER, 5 SO)...Posted a 4.68 ERA at home and a 9.74 ERA on the road.

2019

Following an early stint on the Injured List, went 11-2 with a 3.42 ERA in 21 starts from May 29 through the end of the season...Recorded a career-best eight-game winning streak from May 29 through Aug. 23...Posted a 1.82 ERA (10 ER/49.1 IP) with 34 strikeouts during the streak...Finished the season strong, going 3-1 with a 2.42 ERA (7 ER/26.0 IP) and a .200 opp. AVG in his final four starts...Tossed 7.0 IP in three of the four starts...Made three Postseason starts...In Game 1 of the NLCS at St. Louis he tossed 7.2 innings of one-hit ball...Did not allow a hit until the bottom of the eighth inning when Jose Martinez singled to center field...Became the first pitcher in League Championship Series history to toss at least 7.2 scoreless innings while not allowing more than one hit or one walk...Per the Elias Sports Bureau, he became the first pitcher in Postseason history with multiple career no-hit bids of at least 6.0 innings (2013 ALCS Game 1).

2018

Went 7-6 with a 2.83 ERA in 25 games (24 starts) for the Atlanta Braves...His 2.83 ERA was the second-best mark of his career and the best since he posted a 2.57 ERA in 2013 as a member of the Detroit Tigers...He struck out 135 batters in 136.2 innings and posted a career-best 1.08 WHIP... He surrendered just 15 home runs, his fewest since 2014 with Detroit...Among National League pitchers with at least 24 starts, he ranked sixth in ERA (2.83), seventh in opponent batting average (.213), ninth in opponent on-base percentage (.278), ninth in WHIP (1.08) and tenth in opponent slugging percentage (.354)...He allowed the fifth-fewest home runs (15) and issued the ninth-fewest walks (42) among National League pitchers (min. 24 GS)...Held left-handed batters to a .191/.279/.294 slash line...His .294 opponent slugging percentage against left-handed batters was the best among National League right-handed starting pitchers, while his .191 opponent average was good for third.

2017

Made 28 Major League appearances (17 starts), going 3-7 with a 6.41 ERA (75 ER/105.1IP) and 104 strikeouts...Surpassed 1,500 career innings with 4.0 innings on April 26 vs. Seattle...Made his 250th career start on July 16 vs. Toronto...Became the sixth Venezuelan born player to make 250 Major League starts, joining Felix Hernandez (369), Freddy Garcia (357), Carlos Zambrano (302), Johan Santana (284) and Wilson Alvarez (263).

2016

Split his season between Detroit's rotation and bullpen, appearing in 35 games (26 starts)...Went 5-12 with a 6.04 ERA (93 ER/138.2IP) and 124 strikeouts in 26 starts, while he was 2-1 with a 4.30 ERA (7 ER/14.2IP) and 11 strikeouts in nine relief appearances...Tossed 7.0 scoreless innings on Aug. 17 vs. Kansas City allowing one hit with two walks and eight strikeouts...Retired the first 12 batters he faced and carried a no-hitter into the seventh inning...According to the Elias Sports Bureau, it marked the seventh time in Sánchez's career that he had taken a no hitter into the seventh inning.

AWARDS AND HONORS

- 2019 World Series Champion (WSH)
- 2013 American League ERA Title
- 2006 National League Player of the Week (Sept. 10)
- 2006 Baseball's No. 40 prospect, per *Baseball America*
- 2006 Florida's No. 3 prospect, per *Baseball America*
- 2005 SiriusXM All-Star Futures Game at DET
- 2005 *Baseball America* High Single-A All-Star
- 2005 Carolina League All-Star (mid-season)
- 2005 Carolina League Pitcher of the Week (May 8)
- 2005 Carolina League Pitcher of the Week (April 17)
- 2005 Boston's No. 5 prospect, per *Baseball America*
- 2004 New York-Penn League All-Star (post-season)

2015

In his third full season with Detroit, made 25 starts before his season ended early from a right rotator cuff strain...Made his 200th career start on May 3 at Kansas City to become the seventh Venezuelan-born player in Major League history to start 200 games on the mound...Struck out a season-high 11 batters on May 24 vs. Houston, marking his 11th career double-digit strikeout performance...Won seven consecutive decisions from June 9 to July 22 to tie the longest such streak of his career.

2014

Was limited to just 22 games with Detroit due to two separate stints on the Injured List...Allowed just four home runs all season, the fewest among all Major League pitchers (min. 100 IP)...Fanned Alberto Callaspo in the fourth inning on June 30 vs. Oakland to record his 1,000th career strikeout... Became the seventh Venezuelan-born pitcher to strike out 1,000 batters in the Majors...Recorded a season-best 12 strikeouts on Aug. 3 vs. Colorado... Made his first career postseason appearance out of the bullpen for the Tigers during the ALDS.

2013

Recorded a career-high 14 wins and matched a career-high 202 strikeouts with Detroit...Led the American League with a 2.57 ERA and ranked among American League pitchers in strikeouts per 9.0 innings (3rd, 9.99), strikeouts (6th, 202), opponent batting average (6th, .229) and wins (8th, 14)...Set a career-high and franchise record with 17 strikeouts on April 26 vs. Atlanta...The 17 strikeouts set a record for most strikeouts by any one pitcher in an Interleague game...Struck out 12 batters and did not allow a hit in Game 1 of the ALCS against Boston.

2012

Began the season with Miami before being acquired by Detroit in a five player deal on July 23...Recorded a career-high with 14 strikeouts on April 28 vs. Arizona...Posted a 4-6 record with a 4.12 ERA in 17 starts prior to the All-Star break...Started in three games for the Tigers in the postseason.

2011

Finished sixth in the National League with a career-high 202 strikeouts for Florida...He ranked in strikeouts per 9.0 innings (3rd, 9.26) and complete games (T5th, 3)...Tossed a one-hit shutout on Sept. 10 against Pittsburgh.

2010

Recorded a career-high with 13 wins with Florida...Tossed a one-hit shutout on July 29 at San Francisco.

2009

Limited to 16 starts with Florida due to two separate stints on the Injured List...Went 4-8 with a 3.87 ERA.

2008

Began the season on Florida's Injured List...Appeared in just 10 games as he missed a majority of the season with a right shoulder labrum tear.

2007

Started six games with Florida before landing on the Injured List for the remainder of the season with right shoulder tendinitis on May 4.

2006

Had his contract selected on June 25 by Florida and made his MLB debut that day at Yankee Stadium...Threw a no-hitter on Sept. 6 vs. Arizona... Became the 19th rookie in Major League history to toss a no hitter and the second native of Venezuela to toss a no-hitter, joining Wilson Alvarez.

2005

Selected to the Carolina League's midseason All-Star squad...Earned a spot on the World Team for the Sirius XM Futures Game.

2004

Led the New York-Penn League with a 1.77 ERA and 101 strikeouts with Single-A Lowell.

2003

Sidelined for the season as he recovered from right elbow surgery.

PERSONAL

Anibal Alejandro Sánchez...Attended U.E. San Pedro Alesandrino (VEN) High School...He and his wife, Ana, have two children: Anabella and Anibal Alejandro

CAREER TRANSACTIONS

- 2001.....Signed by BOS as a non-drafted free agent on Jan. 3.
- 2005.....Acquired by the Florida Marlins, along with INF Hanley Ramirez, RHP Jesus Delgado and RHP Harvey Garcia from BOS in exchange for RHP Josh Beckett, 3B Mike Lowell and RHP Guillermo Mota on Nov. 28.
- 2012.....Acquired by DET, along with INF Omar Infante, from MIA in exchange for RHP Jacob Turner, C Rob Brantly and LHP Brian Flynn on July 23.
- 2018.....Signed with MIN as a free agent, Feb. 22.
- 2018.....Signed with ATL as a free agent, Mar. 16.
- 2018.....Signed with Washington as a free agent, Dec. 27.
- 2022.....Signed with Washington as a Minor League free agent, March 14.

SIGNED BY

Levi Ochoa (Red Sox)

CAREER BESTS

- LONGEST START.....9.0, 8x, Last: 6/15/2015 vs. CIN
- WINNING STREAK.....4 games, 2x, Last: 7/3-7/22/2015
- MOST SINGLE-GAME K'S.....17, 4/26/13 vs. ATL
- CAREER 10-K GAMES (14).....9/15/17 vs. CHW (11)
8/7/16 vs. NYM (10)
7/19/16 vs. MIN (10)
5/24/15 vs. (11)
8/3/14 vs. COL (12)
9/17/13 vs. SEA (10)
9/11/13 at CHW (10)
8/5/13 at CLE (11)
5/24/13 vs. MIN (12)
4/26/13 vs. ATL (17)
9/25/12 vs. KCR (10)
4/28/12 vs. ARI (14)
9/10/11 at PIT (11)
5/8/11 vs. WSH (11)

SÁNCHEZ

JUAN SOTO 22

@juansoto_25

@JuanSoto25_

OF



BORN / 2022 OPENING DAY AGE 10/25/98 Santo Domingo, DOM / 23

BATS / THROWS Left / Left

MLB SERVICE 3.134

HEIGHT / WEIGHT 6'2" / 224

ACQUIRED Signed as a non-drafted free agent, July 2, 2015

SOTO CAREER RECORD / UPDATED STATS **BASEBALL REFERENCE**

YEAR	CLUB	AVG	G	AB	R	H	TB	2B	3B	HR	RBI	SH	SF	HP	BB	SO	SB	CS	OBP	SLG	OPS	E	
2015																							
DID NOT PLAY / Signed Late																							
2016	Auburn	.429	6	21	3	9	12	3	0	0	1	0	0	0	3	4	0	0	.500	.571	1.071	2	
	GCL Nationals	.361	45	169	25	61	93	11	3	5	31	0	0	0	14	25	5	2	.410	.550	.960	0	
2017	Hagerstown	.360	23	86	15	31	45	5	0	3	14	0	0	0	10	8	1	2	.427	.523	.950	2	
	GCL Nationals	.320	9	25	3	8	11	1	1	0	4	0	0	2	1	0	0	0	.370	.440	.810	0	
2018	Hagerstown	.373	16	59	12	22	48	5	3	5	24	0	1	0	14	13	2	0	.486	.814	1.300	1	
	Potomac	.371	15	62	17	23	49	3	1	7	18	0	0	0	11	8	0	1	.466	.790	1.256	1	
	Harrisburg	.323	8	31	4	10	18	2	0	2	10	0	0	0	4	7	1	0	.400	.581	.981	0	
	Washington	.292	116	414	77	121	214	25	1	22	70	1	0	0	79	99	5	2	.406	.517	.923	2	
2019	Washington	.282	150	542	110	153	297	32	5	34	110	0	6	3	108	132	12	1	.401	.548	.949	2	
2020	Washington	.351	47	154	39	54	107	14	0	13	37	0	0	1	41	28	6	2	.490	.695	1.185	0	
2021	Washington	.313	151	502	111	157	268	20	2	29	95	0	5	2	145	93	9	7	.465	.534	.999	6	
MINORS TOTALS		.362	122	453	79	164	276	30	8	22	102	0	1	0	58	66	9	5	.434	.609	1.043	6	
MLB TOTALS		.301	464	1612	337	485	886	91	8	98	312	1	11	6	373	352	32	12	.432	.550	.981	10	

2019 POSTSEASON

RD.	CLUB, OPP	AVG	G	AB	R	H	TB	2B	3B	HR	RBI	SH	SF	HP	BB	SO	SB	CS	OBP	SLG	OPS	E
NLWC	WSH vs. MIL	.250	1	4	0	1	1	0	0	0	2	0	0	0	0	2	0	0	.250	.250	.500	0
NLDS	WSH vs. LAD	.278	5	18	4	5	11	0	0	2	4	0	0	1	3	4	0	0	.409	.611	1.020	0
NLCS	WSH vs. STL	.188	4	16	2	3	4	1	0	0	1	0	0	0	1	7	0	0	.235	.250	.485	1
WS	WSH vs. HOU	.333	7	27	6	9	20	2	0	3	7	0	0	0	5	8	1	0	.438	.741	1.178	1
TOTALS		.277	17	65	12	18	36	3	0	5	14	0	0	1	9	21	1	0	.373	.554	.927	2

ALL-STAR GAME RECORD

YEAR	LG, SITE	AVG	G	AB	R	H	TB	2B	3B	HR	RBI	SH	SF	HP	BB	SO	SB	CS	OBP	SLG	OPS	E
2021	NL at COL	.000	1	0	0	0	0	0	0	0	0	0	0	0	2	0	0	0	1.000	.000	1.000	0



CAREER

In his first four Major League seasons, has proven to be one of the most productive and feared hitters in Major League Baseball while putting together historic numbers for players under 23 years old...Won the National League Batting Title in 2020, the youngest player in MLB history to do so...Learned to play left field in the Major Leagues and was named a finalist for the 2019 Gold Glove...Made Major League Baseball history for a player his age throughout the 2019 Postseason (see 2019 section for list off accomplishments)...Participated in the 2021 T-Mobile Home Run Derby...Donated his prize shares to Olympic athletes from the Dominican Republic.

2021

Finished runner up for the 2021 National League Most Valuable Player Award...Was named to his first National League All-Star team...Won his second consecutive National League Silver Slugger and First-Team All-MLB awards...Until the final week of the season, was also in a position to win his second consecutive National League batting title...Soto's .465 on-base percentage led Major League Baseball and was the highest in a full season since 2008 (HOF Chipper Jones, .470)...Soto was the only qualified player in Major League Baseball with more walks than strikeouts...He led Major League Baseball with a 1.56 BB/SO ratio...His 145 walks were the most in a full season since Barry Bonds set the Major League record for walks in a season with 232 in 2004 and the second-most by any player prior to his 23rd birthday behind HOF Ted Williams (147 in 1941)...Vaulted himself into MVP consideration thanks to a strong second half...He hit .348/.525/.639 with 11 doubles, one triple, 18 homers, 53 RBI, 87 walks and 57 runs scored after the All-Star break...His .525 on-base percentage ranked eighth in Major League history for any player after the All-Star break...He reached base safely at least four times in 26 games this season...Only Barry Bonds (2001, 2002, 2004), Hall of Famer Babe Ruth (1920, 1923, 1931) and Hall of Famer Lou Gehrig (1931) put together seasons with at least 26 games in which they reached base safely at least four times...Soto recorded his first career walk-off hit on April 6 vs. Atlanta, an RBI-single in the bottom of the ninth inning off Will Smith...It was the third walk-off win in Nationals Opening Day history (other: March 30, 2008 vs. ATL and April 12, 2012 vs. CIN)...He reached safely in 32 of 35 games (.540 OBP) and 45 of 50 games (.535 OBP) to end the season...On Sept. 23 at Cincinnati, he broke the record for most walks in a season in Nationals history (2005-pres.) passing Bryce Harper (130 in 2015)...Reached base safely in 21 straight games from June 13 to July 4, matching his career-long streak.

2020

Earned his first Louisville Slugger Silver Slugger award, named All-MLB First Team and finished fifth in the National League MVP voting...Secured the National League batting title, finishing the season with a .351 batting average...Led Major League Baseball in all significant rate categories: on-base percentage (.490), slugging percentage (.695), OPS (1.185), wRC+ (200) and wOBA (.478)...Despite missing 13 games, ranked in the National League in intentional walks (1st, 12), walks (4th, 41), fWAR (9th, 2.4), runs scored (T12th, 39), and home runs (T14th, 13)...Was named National League Player of the Week on Aug. 17, following a week in which he hit .462 (12-for-26) with one double, five home runs, 12 RBI, three walks, one stolen base and 12 runs scored in seven games...On Aug. 12 at New York (NL), he recorded his first multi-home run game of the season and the sixth of his career...He followed that with his second multi-homer game of 2020 and the seventh of his career on Aug. 31 at Philadelphia...His seven career multi-home run games sit behind only Hall of Famer Mel Ott (8) for the most multi-home run games before turning 22 years old.

MOST CAREER HR BEFORE AGE 23 SEASON

Rk.	Player	Home Runs
1.	Mel Ott (HOF)	115
2.	Eddie Mathews (HOF)	112
3.	Alex Rodriguez	106
4.	Tony Conigliaro	112
T5.	Juan Soto	98
T5.	Mike Trout	98
T5.	Frank Robinson (HOF)	98

MOST CAREER BB BEFORE AGE 23 SEASON

Rk.	Player	Walks
1.	Juan Soto	373
2.	Mel Ott (HOF)	362
3.	Ted Williams (HOF)	350
4.	Mickey Mantle (HOF)	299
5.	Bryce Harper	279

AWARDS AND HONORS

- 2021..... National League MVP Runner Up (BBWAA)
- 2021..... Nationals Player of the Year (D.C. Media)
- 2021..... National League All-Star at COL
- 2021..... All-MLB First Team
- 2021..... Louisville Slugger Silver Slugger (NL OF)
- 2020..... Nationals Player of the Year (D.C. Media)
- 2020..... All-MLB First Team
- 2020..... Louisville Slugger Silver Slugger (NL OF)
- 2020..... National League Batting Title
- 2020..... National League Player of the Week (Aug. 17)
- 2019..... Babe Ruth Postseason MVP (BBWAA)
- 2019..... All-MLB Second Team
- 2019..... Rawlings Gold Glove Finalist (NL LF)
- 2019..... World Series Champion (WSH)
- 2018..... National League Rookie of the Year Runner Up (BBWAA)
- 2018..... National League Rookie of the Month (Sept.)
- 2018..... National League Rookie of the Month (July)
- 2018..... National League Rookie of the Month (June)
- 2018..... Carolina League Player of the Week (May 6)
- 2018..... South Atlantic League Player of the Week (April 15)
- 2018..... South Atlantic League Player of the Month (April)
- 2018..... Washington's No. 2 prospect, per *Baseball America*
- 2017..... Washington's No. 3 prospect, per *Baseball America*
- 2016..... MiLB.com Organization All-Star
- 2016..... Gulf Coast League MVP
- 2016..... Gulf Coast League All-Star (post-season)
- 2016..... *Baseball America* Rookie All-Star
- 2016..... Washington's No. 24 prospect, per *Baseball America*

2021 NATIONAL LEAGUE RANKS

Rk.	Statistic	No.
1st	On-Base Percentage	.465
1st	Walks	145
1st	bWAR	7.0
1st	OBP w/RISP	.577
1st	AVG w/RISP	.396
2nd	xwOBA	.426
3rd	fWAR	6.6
2nd	OPS	.999
2nd	wOBA	.420
2nd	wRC+	163
2nd	Runs	111
2nd	Average	.313
3rd	SLG w/RISP	.689
7th	Slugging Percentage	.534
10th	RBI	95

MLB RANKS SINCE DEBUT IN MAY 2018

Rk.	Statistic	No.
1st	Walks	373
2nd	On-Base Percentage	.432
2nd	OPS	.981
2nd	OBP w/RISP	.473
2nd	wOBA	.410
2nd	wRC+	156
3rd	Runs	337
T6th	RBI	312
8th	Slugging Percentage	.550
9th	fWAR	17.7
10th	Average	.301

2019

Once again put together an historic season for a player before turning 21 years old...Was named Babe Ruth Postseason MVP by the New York BB-WAA, second-team All-MLB and a Gold Glove Finalist...His 34 home runs were tied for second-most by a 20-year old in Major League history behind Mel Ott (42 in 1929)...Ranked among National League hitters in walks (3rd, 108), on-base percentage (5th, .401), OPS (6th, .949) and slugging percentage (12th, .548)...Hit go-ahead, game-winning three-run homer on April 9 at Philadelphia (Alvarez)...On July 13 he hit a two-run home run to pull ahead of the Philadelphia Phillies, 4-3...It was his third career go-ahead home run in the ninth inning or later...All three coming against Philadelphia...Recorded a career-high four walks on Sept. 23 vs. Philadelphia...Recorded RBI in career-long seven straight games (7/26-8/2)...Homered in three straight games (7/30-8/2)...Appeared in his first career Postseason and went on to start in 17 Postseason games...Laced game-winning, bases loaded, three-run single in the bottom of the eighth inning that plated Michael A. Taylor, Andrew Stevenson and Anthony Rendon and propelled Washington to the NLDS for the fifth time in team history (2005-pres.)...According to Stats, Inc., he became the youngest player in Postseason history to come through with the game-tying or go ahead RBI in the eighth inning or later...Recorded his second Postseason homer in Game 5 of the NLDS, a game-tying solo home run off Clayton Kershaw...Became the eighth player in MLB history to hit a home run in a Postseason game before his 21st birthday and one of five to homer more than once: Miguel Cabrera (4), Mickey Mantle (2), Andruw Jones (2), Rafael Devers (2), Manny Machado (1), Bryce Harper (1), Ronald Acuña Jr. (1)...Recorded the first NLCS hit of his career in the top of the ninth inning of Game 1...He became the first player younger than 21 years old to notch a hit in an NLCS game since Justin Upton in Game 4 of the 2007 NLCS...He joined Upton, Miguel Cabrera, Andruw Jones and Claudell Washington as the only players to record a hit in an NLCS contest while younger than 21 years old...In Game 1 of the World Series, he clubbed a mammoth solo home run in the top of the fourth inning, to tie the game at 2-2 and in the fifth inning, his two-run double extended Washington's lead to 5-2...Became the youngest player to appear in a World Series game since Adalberto Mondesi (20.095)...Since 1997, only Mondesi, Miguel Cabrera (2003) and Francisco Rodriguez (2002) had appeared in a World Series game prior to their 21st birthday...He became the fourth different player (fifth time) to homer in a World Series game before his 21st birthday, joining Miguel Cabrera (G4, 2003), Andruw Jones (G1, 1996) and HOF Mickey Mantle (G6 and G7, 1952)...Turned 21-years-old on Oct. 25, the day of Game 3...Clubbed his second home run of the World Series in Game 5...Became the fifth player younger than 22 years to hit multiple World Series home runs, joining Hall of Famers Mickey Mantle (4) and Jimmie Foxx (2), as well as Tony Kubek (2) and Andruw Jones (2)...Game 5 marked the first in World Series history in which multiple players age 22-or-younger hit a home run (Yordan Alvarez and Juan Soto)...Clubbed his third home run of the World Series in Game 6, becoming the youngest player in history to record three home runs in a single World Series...The homer was his fifth of the 2019 Postseason, passing Miguel Cabrera (2003) for the most home runs in a single Postseason by a player younger than 22 years old...He became the youngest player since Mickey Mantle (1952) to log an RBI in a World Series Game 7 and he joined Mantle (1953) as the only players in history age 21-or-younger to collect seven RBI in a single Fall Classic...His 18 hits in the Postseason matched Miguel Cabrera (2003) for most hits in a single Postseason by a player younger than 22 years old.

2018

As a 19 year old, finished runner up in the National League Rookie of the Year voting as he put together one of the most historic seasons for a teenager in MLB history (see info boxes below)...Began his season with Single-A Hagerstown before getting promoted to Single-A Potomac on April 23 and to Double-A Harrisburg on May 10...Appeared in just eight games with the Senators before having his contract selected on May 20...Clubbed a three-run home run in his first at bat the next day, May 21 vs. San Diego (Erlin)...Not only did he rank among the top National League rookies, but from May 15 (the first game in his game log, due to the suspended game vs. NYY) through the end of the season he ranked among all National League hitters in walks (T4th, 79), on-base percentage (5th, .406), runs (T6th, 77) and OPS (8th, .923)...Moreover, among all National Leaguers (min. 490 PA), he ranked in on-base percentage (2nd, .406), OPS (3rd, .923), slugging percentage (10th, .517) and batting average (12th, .292)...Finished his rookie season with a .292 batting average, .406 on-base percentage and a .517 slugging percentage...He is just the 15th rookie in Major League history - and the only teenager - to finish a season with that slash line...His .406 OBP placed him in exclusive company with 2017 AL Rookie of the Year Aaron Judge and 2001 National League Rookie of the Year Albert Pujols (.403 in 2001)...Since 2001, Soto, Judge and Pujols are the only rookies to post an on-base percentage greater than .400 in their rookie season (min. 400 PA)...Named NL Rookie of the Month for June, July and Sept...On June 13, recorded the first multi-home run game of his career with a three-run blast in the fourth inning and a go-ahead solo home run in the seventh inning to help the Nationals top the Yankees at Yankee Stadium...He became the fifth-youngest player in MLB history to record at least two home runs in a game...He joined ATL Andruw Jones (10/20/96), SEA Ken Griffey Jr. (5/30/89) and CWS Brian McCall (9/30/62) as the only teenagers since 1962 to record multi-HR games on the road against the Yankees...Posted a 21-game on-base streak from Aug. 24 to Sept. 16...Hit .370 (30-for-81) with four doubles, five homers, 19 RBI and 15 walks during the streak...His 21-game on-base streak tied HOF Mickey Mantle and trailed only HOF Mel Ott (22 games in 1928) for the longest on-base streak by a teenager in MLB history...With three stolen bases on Sept. 15 at Atlanta, he became the youngest player since 1900 to steal three bases in a game, besting Rickey Henderson (20 years, 241 days)...Following the season, took part in the 2018 Japan All-Star Series...Hit .350 (7-for-20) with two doubles, two homers, five RBI, two walks and six runs scored in five games.

2017

Battled injuries, appearing in just 32 games between the GCL Nationals and short-season Single-A Auburn.

2016

At the age of 17 (2.5 years younger than the average GCL age) was named the Gulf Coast League MVP and post-season All-Star after leading the league in hitting at .361...Also led the league in slugging (.550) and ranked second in OBP (.410)...His .368 batting average on the season led all Nationals farmhands and was good for third in all of Minor League Baseball.

PERSONAL

Juan Jose Soto Pacheco...Was considered one of the best hitters in the 2015 International Signing Class.

TEENAGE RANKS

When it was all said and done, Juan Soto's 2018 season was arguably the best season by a teenager in Major League history... Here is where he ranked among teenagers in several categories:

RK PLAYER HOME RUNS

1.	Tony Conigliaro (1964)	24
T2.	Bryce Harper (2012)	22
T2.	Juan Soto (2018)	22

RK PLAYER BATTING AVERAGE

1.	Mel Ott (1928)	.322
2.	Edgar Renteria (1996)	.309
3.	Juan Soto (2018)	.292

RKPLAYER SLUGGING PERCENTAGE

1.	Tony Conigliaro (1964)	.530
2.	Mel Ott (1928)	.524
3.	Juan Soto (2018)	.517

RK PLAYER WALKS

1.	Juan Soto (2018)	79
2.	Will Smalley (1890)	60
3.	Rusty Staub (1963)	59

RKPLAYER wRC+

1.	Juan Soto (2018)	145
2.	Bryce Harper (2012)	121
3.	Sherry Magee (1904)	117

RK PLAYER RBI

1.	Phil Cavarretta (1935)	82
2.	Mel Ott (1928)	77
3.	George Davis (1890)*	73
4.	Juan Soto (2018)	70

*RBI did not become an official statistic until 1920

RKPLAYER ON-BASE PERCENTAGE

1.	Juan Soto (2018)	.406
2.	Mel Ott (1928)	.397
3.	Edgar Renteria (1996)	.358

RK PLAYER OPS

1.	Juan Soto (2018)	.923
2.	Mel Ott (1928)	.921
3.	Tony Conigliaro (1964)	.883

RK PLAYER OPS+

1.	Juan Soto (2018)	142
2.	Mel Ott (1928)	139
3.	Tony Conigliaro (1964)	137

RK PLAYER wOBA

1.	Juan Soto (2018)	.392
2.	Bryce Harper (2012)	.352
3.	Cesar Cedeno (1970)	.350

SOTO

CAREER TRANSACTIONS

2015.....Signed with Washington as a non-drafted free agent, July 2.

SIGNED BY

Modesto Ulloa (Nationals)

CAREER FIELDING

YEAR / POS.	PCT.	G	PO	A	E	TC	DP
2021 / RF	.980	144	295	5	6	306	1
CAREER / LF	.993	300	536	5	4	545	2
CAREER / RF	.981	150	303	5	6	314	1

CAREER BESTS

SINGLE-GAME HITS.....	4, 5x, last: 9/11/21 at PIT
SINGLE-GAME RBI.....	5, 2x, last: 7/19/21 vs. MIA
HITTING STREAK.....	14 games, 5/17/19 - 5/31/19
MULTI-HR GAMES (11).....	6/13/18 at NYY (2)
	6/29/18 at PHI (2)
	9/11/18 at PHI (2)
	8/10/19 at NYM (2)
	8/18/19 vs. MIL (2)
	8/12/20 at NYM (2)
	8/31/20 at PHI (2)
	4/10/21 at LAD (2)
	7/16/21 vs. SDP (2)
	7/19/21 vs. MIA (2)
	9/23/21 at CIN (2)
CAREER GRAND SLAMS.....	None
CAREER PINCH HOMERS (1).....	5/15/18 vs. NYY (Green)
CAREER WALK-OFF HOMERS.....	None



ANDREW STEVENSON

17



Instagram: @astevenson06

Twitter: @astevenson6

OF

BORN / 2022 OPENING DAY AGE 6/1/94 Lafayette, La. / 27
BATS / THROWS Left / Left

MLB SERVICE 2.125
HEIGHT / WEIGHT 6'0" / 191

ACQUIRED Selected in the second round of the 2015 First-Year Player Draft

SCHOOL Louisiana State University

STEVENSON CAREER RECORD / UPDATED STATS

YEAR	CLUB	AVG	G	AB	R	H	TB	2B	3B	HR	RBI	SH	SF	HP	BB	SO	SB	CS	OBP	SLG	OPS	F
2015	Auburn	.361	18	72	11	26	31	1	2	0	9	0	1	0	7	12	7	3	.413	.431	.844	0
	GCL Nationals	.200	2	5	1	1	1	0	0	0	0	0	0	0	1	2	0	0	.333	.200	.533	0
	Hagerstown	.285	35	137	28	39	49	3	2	1	16	2	2	4	8	16	4	338	.358	.696	.696	1
2016	Potomac	.304	68	273	37	83	114	12	8	1	18	2	1	0	24	44	27	9	.359	.418	.777	2
	Harrisburg	.246	65	256	38	63	84	11	2	2	16	2	1	1	20	51	12	5	.302	.328	.630	0
2017	Harrisburg	.350	20	80	14	28	35	5	1	0	12	0	0	0	11	19	1	3	.429	.438	.867	0
	Syracuse	.252	79	309	38	78	99	7	4	2	26	2	0	1	19	72	10	1	.298	.320	.618	2
	Washington	.158	37	57	5	9	11	2	0	0	1	2	0	0	7	20	1	0	.250	.193	.443	0
2018	Syracuse	.235	77	293	40	69	99	10	1	6	28	1	1	5	31	75	12	6	.318	.338	.656	2
	Washington	.253	57	75	9	19	24	2	0	1	13	1	3	1	6	23	1	1	.306	.320	.626	1
2019	Fresno	.334	73	302	50	101	152	17	8	6	44	4	2	1	24	76	10	4	.383	.503	.886	2
	Harrisburg	.250	20	84	12	21	28	4	0	1	5	0	0	1	3	24	3	0	.284	.333	.617	1
	Washington	.367	30	30	4	11	14	1	1	0	0	0	0	1	6	11	0	1	.486	.467	.953	0
2020	Washington	.366	15	41	11	15	30	7	1	2	12	0	0	1	5	1	2	0	.447	.732	1.179	0
	Rochester	.436	15	55	11	24	34	4	0	2	8	0	0	0	3	11	2	0	.466	.618	1.084	1
2021	Washington	.229	109	192	22	44	65	6	0	5	23	2	1	5	13	61	1	1	.294	.339	.632	2
	MINORS TOTALS	.286	472	1866	280	533	726	74	28	21	182	13	8	13	151	402	100	35	.342	.389	.731	11
MLB TOTALS		.248	248	395	51	98	144	18	2	8	49	5	4	8	37	126	5	3	.322	.365	.687	3

2019 POSTSEASON

RD.	CLUB	OPP	AVG	G	AB	R	H	TB	2B	3B	HR	RBI	SH	SF	HP	BB	SO	SB	CS	OBP	SLG	OPS	E
MLWC	WSH	vs. MIL	.000	1	0	1	0	0	0	0	0	0	0	0	0	0	0	0	0	.000	.000	.000	0
NLDS	WSH	vs. LAD	—	0	0	0	0	0	0	0	0	0	0	0	0	0	0	0	0	—	—	—	0
NLCS	WSH	vs. STL	—	0	0	0	0	0	0	0	0	0	0	0	0	0	0	0	0	—	—	—	0
WS	WSH	vs. HOU	—	0	0	0	0	0	0	0	0	0	0	0	0	0	0	0	0	—	—	—	0
TOTALS			.000	1	0	1	0	0	0	0	0	0	0	0	0	0	0	0	0	.000	.000	.000	0

CAREER

Athletic, speedy, left-handed outfielder has proved to be a valuable member of Washington's roster since making his MLB debut during the 2017 season...As a pinch runner, scored the game-tying run in the bottom of the eighth inning in the 2019 National League Wild Card game...Was Washington's top choice in the 2015 First-Year Player Draft (second round, No. 58 overall) out of Louisiana State University...Appeared in just 281 Minor League games before his first Major League call-up in 2017.

2021

Hit a career-high five home runs...Went 15-for-47 (.319) with two homers, four RBI, two walks and five runs scored as a pinch hitter...The .319 average was seventh in MLB...Clubbed seventh inning, game tying two-run home run on Sept. 4 vs. New York (NL) off Seth Lugo to cap nine-run comeback...Hit ninth inning game-tying pinch-hit single on Sept. 6 vs. New York (NL) (Diaz)...Hit third career pinch hit home run, Aug. 2 vs. Philadelphia (De Los Santos)...Was recalled on Aug. 31...Hit safely in 10 of his last 18 starts...Recorded four doubles and a home run in those 18 starts.

2020

Made the Opening Day roster and enjoyed two Major League stints...Capped 2020 with a career-long 12-game hit streak...Hit .417 (15-for-36) with seven doubles, triple, two homers, 12 RBI, four walks, and 10 runs during the streak...Within the 12-game streak, he recorded one extra-base hit in seven straight games, tied for the fourth-longest streak in Nationals history (2005-pres.)...Both home runs in 2020 came on Sept. 26 vs. New York (NL) and both were off Jacob deGrom...Clubbed a solo shot in the third inning and an inside-the-park homer in the fifth inning...It was just the fifth-time deGrom allowed a multi-homer game to the same batter and it was his first inside-the-park home run allowed...Stevenson hit safely in 12 of his 15 games played in 2020 and recorded 10 extra-base hits in just 41 at bats.

AWARDS AND HONORS

- 2019 World Series Champion (WSH)
- 2019 MiLB.com Organization All-Star
- 2019 Pacific Coast League Player of the Week (July 23)
- 2018 Washington's No. 13 prospect, per *Baseball America*
- 2017 International League All-Star (mid-season)
- 2017 Washington's No. 5 prospect, per *Baseball America*
- 2016 MiLB.com Organization All-Star
- 2016 Arizona Fall League All-Prospect Team
- 2016 Carolina Lg./California Lg All-Star Game MVP
- 2016 Carolina League All-Star (mid-season)
- 2016 Carolina League Player of the Week (June 26)
- 2016 Washington's No. 8 prospect, per *Baseball America*

2019

Hit .367 (11-for-30) in 30 games for Washington...Was recalled from Double-A Harrisburg on Sept. 1...Was 8-for-19 (.421) with a double, triple, five walks, hit by pitch, and three runs scored as a pinch hitter...Ranked first among Washington pinch hitters in batting average (.421) and walks (5)... In 92 games this season between Triple-A Fresno and Double-A Harrisburg, he hit .315 with 21 doubles, eight triples, six homers, 45 RBI, 27 walks, 13 stolen bases and 60 runs...Appeared in 73 games for Triple-A Fresno, hitting .334 (101-for-302)...Made his first career Postseason appearance as a pinch runner, scoring the game-tying run in the bottom of the eighth inning on a Juan Soto single that propelled the Nationals to a victory in the National League Wild Card game.

2018

Began the season with Triple-A Syracuse before being recalled on April 17...Went on to enjoy two stints with the Nationals, appearing in a career-high 57 Major League games...Hit safely in seven of 10 Major League starts, hitting .286 (10-for-35)...Set career marks in hits (4), doubles (2), RBI (4) and runs (2) on April 25 at San Francisco...Clubbed his first career home run, a pinch-hit, game tying home run on Aug. 21 vs. Philadelphia (Arano) after being recalled from Triple-A earlier in the day...Appeared in 77 games for Triple-A Syracuse, hitting .235 with 10 doubles, one triple, six home runs, 28 RBI, 31 walks, 12 stolen bases and 40 runs scored.

2017

Enjoyed two stints with the Nationals after having his contract initially selected from Triple-A Syracuse on July 23...Made his MLB debut that day at Arizona...Entered the game as a pinch hitter and remained in the game in left field...Recorded his first MLB hit on July 28 vs. Milwaukee (Perez)... Made a game-winning diving catch to seal Washington's 3-2 win over the visiting Miami Marlins on Aug. 10 at Nationals Park...Hit .272 with 12 doubles, three triples, two homers, 38 RBI, 11 stolen bases and 52 runs scored in 99 games between Double-A Harrisburg and Triple-A Syracuse.

2016

In his first full professional season, hit .276 with 23 doubles, 10 triples, three homers, 34 RBI, 39 stolen bases and 75 runs scored in 133 games between Single-A Potomac and Double-A Harrisburg...His 39 stolen bases ranked second among Nationals farmhands...Was named Carolina League Player of the Week on June 26 and a Carolina League mid-season All-Star...Was named the MVP of the California League-Carolina League All-Star Game (3-for-5, 2 3B, 2 RBI, 2 R)...Hit .353 (30-for-85) with four doubles, two triples, two homers, 12 RBI, nine stolen bases and 18 runs scored in 21 games for Glendale of the Arizona Fall League.

2015

Reported to short-season Single-A Auburn following the 2015 First-Year Player Draft...Saw action at three levels of Washington's system...Reached base safely in 15 straight games, hitting safely in 14 of the 15, from July 2-24...Hit .397 (23-for-58) with a .429 on-base percentage during that stretch.

PERSONAL

Andrew Patrick Stevenson...Graduated from St. Thomas More (La.) High School...Attended Louisiana State University...Was considered one of the top defensive center fielders in the nation and one of the best hitters in one of the best baseball conferences in the country, the Southeastern Conference (SEC)...Was named First-Team All-SEC following the 2015 season...Is married to wife, Michelle.

CAREER TRANSACTIONS

2015.....Selected by Washington in second round of First-Year Player Draft.

SIGNED BY

Ed Gustafson (Nationals)

CAREER FIELDING

YEAR / POS.	PCT.	G	PO	A	E	TC	DP
2021 / LF	1.000	24	39	0	0	39	0
2021 / RF	1.000	11	8	0	0	8	0
2021 / CF	.960	31	47	1	2	50	0
CAREER / LF	1.000	63	70	0	0	70	0
CAREER / RF	1.000	30	39	0	0	39	0
CAREER / CF	.958	40	67	1	3	71	0

CAREER BESTS

SINGLE-GAME HITS.....	4, 4/25/18 vs. SFG
SINGLE-GAME RBI.....	4, 4/25/18 vs. SFG
HITTING STREAK.....	13 games, 9/18/20-4/6/21
MULTI-HR GAMES (1).....	9/26/20 vs. NYM (2)
CAREER GRAND SLAMS.....	None
CAREER PINCH HOMERS (3).....	8/21/18 vs. PHI (Arano) 4/12/21 at STL (Gallegos) 8/2/21 vs. PHI (De Los Santos)
CAREER WALK-OFF HOMERS.....	None



DEE STRANGE-GORDON 9



@devaris9

@FlashGJR

2B

BORN / 2022 OPENING DAY AGE **BATS / THROWS**
4/22/88 Avon Park, Fla. / 33 Left / Right

MLB SERVICE **HEIGHT / WEIGHT**
8.154 5'11" / 166

ACQUIRED
Signed as a Minor League free agent, Dec. 12, 2021

SCHOOL
Seminole State (Fla.) College

GORDON CAREER RECORD / UPDATED STATS

YEAR	CLUB	AVG	G	AB	R	H	TR	2B	3B	HR	RBI	SH	SF	HP	BB	CS	OBP	SLG	OPS	F		
2008	Ogden	.331	60	251	45	83	108	13	3	2	27	2	3	2	16	29	18	5	.371	.430	.802	24
2009	Great Lakes	.301	131	538	96	162	212	17	12	3	35	7	3	10	43	90	73	25	.362	.394	.756	34
2010	Chattanooga	.277	133	555	86	154	197	17	10	2	39	9	3	7	40	89	53	20	.332	.355	.687	37
2011	Albuquerque	.333	70	288	51	96	118	10	6	0	24	2	3	2	18	40	30	4	.373	.410	.783	19
	Los Angeles (NL)	.304	56	224	34	68	81	9	2	0	11	2	0	0	7	27	24	7	.325	.362	.686	10
	Rancho Cucum.*	.273	3	11	4	3	3	0	0	0	0	0	0	0	1	1	2	1	.333	.273	.606	0
2012	Los Angeles	.228	87	303	38	69	85	9	2	1	17	2	2	3	20	62	32	10	.280	.281	.561	18
	Albuquerque*	.267	8	30	3	8	10	0	1	0	1	0	0	0	2	3	2	1	.313	.333	.646	2
2013	Albuquerque	.297	92	374	65	111	146	17	9	0	33	4	1	3	51	70	49	11	.385	.390	.775	19
	Los Angeles	.234	38	94	9	22	28	1	1	1	6	1	0	1	10	21	10	2	.314	.298	.612	7
2014	Los Angeles	.289	148	609	92	176	230	24	12	2	34	3	3	4	31	107	64	19	.326	.378	.704	12
2015	Seattle	.333	145	615	88	205	257	24	8	4	46	6	5	2	25	91	58	20	.359	.418	.776	6
	Jupiter*	.250	1	4	0	1	1	0	0	0	0	0	0	0	1	0	0	.250	.250	.500	0	
2016	Miami	.268	79	325	47	87	109	7	6	1	14	1	1	0	18	55	30	7	.305	.335	.641	7
	New Orleans*	.257	9	35	7	9	12	1	1	0	2	0	0	0	1	5	3	0	.278	.343	.621	2
2017	Miami	.308	158	653	114	201	245	20	9	2	33	2	4	10	25	93	60	16	.341	.375	.716	12
2018	Seattle	.268	141	556	62	149	194	17	8	4	36	9	5	9	9	80	30	12	.288	.349	.637	15
2019	Seattle	.275	117	393	36	108	141	12	6	3	34	3	6	1	18	61	22	5	.304	.359	.663	10
	Tacoma*	.214	3	14	0	3	3	0	0	0	0	0	0	0	2	0	1	.214	.214	.429	0	
2020	Seattle	.200	33	75	12	15	16	1	0	0	3	0	0	2	5	13	3	2	.268	.213	.482	2
2021	Nashville	.333	10	42	10	14	21	2	1	1	2	0	0	0	3	5	2	1	.378	.500	.878	2
	Iowa	.233	28	120	13	28	37	6	0	1	10	1	0	2	4	21	3	0	.270	.308	.578	3
	Indianapolis	.221	16	68	13	15	27	3	0	3	9	0	0	0	4	9	1	0	.264	.397	.661	1
MINORS TOTALS		.295	564	2330	393	687	895	86	43	12	182	25	13	26	183	365	236	69	.351	.384	.735	143
MLB TOTALS		.286	1002	3847	532	1100	1386	124	54	18	234	29	26	32	168	610	333	100	.319	.360	.679	99

* - Rehab Assignment

2013 POSTSEASON

RD.	CLUB	OPP	AVG	G	AB	R	H	TR	2B	3B	HR	RBI	SH	SF	HP	BB	CS	OBP	SLG	OPS	E	
NLDS	LAD	vs. ATL	—	1	0	0	0	0	0	0	0	0	0	0	0	0	0	1	—	—	—	0
NLCS	LAD	vs. STL	—	1	0	0	0	0	0	0	0	0	0	0	0	0	0	0	—	—	—	0
TOTALS			—	2	0	0	0	0	0	0	0	0	0	0	0	0	0	1	—	—	—	0

2014 POSTSEASON

RD.	CLUB	OPP	AVG	G	AB	R	H	TR	2B	3B	HR	RBI	SH	SF	HP	BB	CS	OBP	SLG	OPS	F		
NLDS	LAD	vs. STL	.176	4	17	0	3	3	0	0	0	2	0	0	0	2	6	1	0	.263	.176	.440	0
TOTALS			.176	4	17	0	3	3	0	0	0	2	0	0	0	2	6	1	0	.263	.176	.440	0

ALL-STAR GAME RECORD

YEAR	LG	SITE	AVG	G	AB	R	H	TR	2B	3B	HR	RBI	SH	SF	HP	BB	CS	OBP	SLG	OPS	F	
2014	NL	at CIN	.000	1	1	1	0	0	0	0	0	0	0	0	0	0	0	0	.000	.000	.000	0
2015	NL	at MIN																				
											DID NOT PLAY											
TOTALS			.000	1	1	1	0	0	0	0	0	0	0	0	0	0	0	0	.000	.000	.000	0

2019 POSTSEASON

NATIONALS PARK

NATIONALS IN THE COMMUNITY

FRONT OFFICE & OWNERSHIP

EXECUTIVES

MANAGER & COACHING STAFF

PLAYERS

2021 IN REVIEW

HISTORY & RECORDS

SCOUTING, RESEARCH & PLAYER DEV.

MEDIA





CAREER

Major League Baseball's active leader in career stolen bases and two-time All-Star joined the Nationals on a Minor League contract with an invitation to 2022 Major League Spring Training...His 54 career triples rank fourth among active players entering the 2022 season...Has led Major League Baseball in stolen bases three times (2017, 2015, 2014)...Enjoyed his best season in 2015, winning the Gold Glove, Silver Slugger, National League Batting Title and made his second All-Star appearance.

2021

Went to Spring Training with the Cincinnati Reds but was released prior to the season...Combined to hit .248 with 11 doubles, one triple, five home runs, 21 RBI, 11 walks, six stolen bases and 36 runs scored in 54 games between Triple-A Nashville (MIL), Triple-A Iowa (CHI) and Triple-A Indianapolis (PIT).

2020

In his third season with Seattle, hit .200 with one double, three RBI, five walks, three stolen bases and 12 runs scored in 33 games.

2019

Ranked tied for eighth in the American League with 22 steals...Tallied his 1,000th career hit with a two-run single on April 20 at Los Angeles (AL)...Hit .326 vs. left-handed pitchers...Among left-handed batters, his .326 average was third-best, behind only Joey Gallo (.333) and Alex Verdugo (.327)...Endured two stints on the Injured List, May 21 to June 10 (right wrist contusion) and July 23 to Aug. 9 (left quad strain).

2018

In his first season with Seattle, tied for the Major League lead with 36 infield hits... Ranked tied for second in MLB with eight bunt hits...Also ranked tied for fifth in the AL (T9th in MLB) with 30 steals...Homered in back-to-back games for the 1st time in his career, Sept. 22- 24...Recorded five consecutive multi-hit games, April 28 - May 3, going 16-for-23 (.696) during the streak...Was placed on the 10-day Injured List on May 22 with a fractured right big toe.

2017

In his final season with Miami, Hit .308 with 20 doubles, nine triples, two home runs, 33 RBI, 60 stolen bases and 114 runs scored in 158 games...Led the Major Leagues in stolen bases and singles (170)...Matched a career-high with 59 multi-hit games (also: 2015)...Ranked tied for third in the Majors in multi-hit games...Became the first player to record at least 200 hits and at least 60 stolen bases in a season since Florida's Juan Pierre (204 H, 65 SB) in 2003...Was Miami's nominee for the 2017 Roberto Clemente Award.

2016

In 79 games with Miami, hit .268 with seven doubles, six triples, one home run, 14 RBI, 30 stolen bases and 47 runs scored...Missed 80 games after being placed on the Major League Baseball's restricted list on April 29 and reinstated on July 28...Led the Major Leagues in stolen bases in the month of September with 14...on Sept. 26, hit his only home run of the season leading off against the Mets Bartolo Colón in the Marlins first game following the death of José Fernández(4-for-5, HR 2 RBI).

2015

Enjoyed the best year of his career...Won the National League batting title, NL Gold Glove (2nd base), NL Silver Slugger and his second All-Star Game selection...Led the NL with a .333 batting average...Led the Major Leagues in hits (205) and stolen bases (58)...According to the *Elias Sports Bureau*, he became the second player since 1900 to lead the National League in hits, average and steals, joining Honus Wagner (1908)...Also per *Elias*, he became the first player to lead the NL in batting and steals since Jackie Robinson in 1949...Overall, hit .333 with 24 doubles, eight triples, four home runs, 46 RBI, 58 stolen bases and 88 runs scored in 145 games...Set career-highs in hits, doubles, home runs, RBI, batting, on-base percentage (.359), slugging (.418) and OPS (.776)...Led the Majors with 25 3+ hit games...His 59 multi-hit games were second-most and the most in the NL...On June 30 at San Francisco, hit his first career inside-the-park home run...Did not play in the All-Star Game after dislocating his left thumb...Placed on the 15-day Injured List on July 17 before being activated on July 28.

AWARDS AND HONORS

- 2020..... Seattle's Unsung Hero (Seattle Media)
- 2019 MLB Hutch Award
- 2018 Seattle's Unsung Hero (Seattle Media)
- 2017 Lou Brock Award (Most SB in NL)
- 2015 Rawlings Gold Glove Award (NL 2B)
- 2015 Louisville Slugger Silver Slugger (NL 2B)
- 2015 Wilson Defensive Player of the Year (2B)
- 2015 National League Batting Title
- 2015 Lou Brock Award (Most SB in NL)
- 2015 National League All-Star at CIN
- 2015 Miami's Heart and Hustle Award Winner (MLBPAA)
- 2014 Lou Brock Award (Most SB in NL)
- 2014 National League All-Star at MIN
- 2014 LAD Heart and Hustle Award Winner (MLBPAA)
- 2011 National League Rookie of the Month (Sept.)
- 2011 MiLB.com Organization All-Star
- 2011 Los Angeles' No. 1 prospect, per *Baseball America*
- 2010 SiriusXM All-Star Futures Game at LAA
- 2010 Southern League All-Star (mid-season)
- 2010 Los Angeles' No. 1 prospect, per *Baseball America*
- 2009 Miami's Heart and Hustle Award Winner of the Year
- 2009 Midwest League Prospect of the Year
- 2009 Midwest League All-Star (post-season)
- 2009 Midwest League Most Valuable Player
- 2009 Midwest League All-Star (mid-season)
- 2009 Midwest League Player of the Week (June 22)
- 2009 Midwest League Player of the Week (May 4)
- 2009 Los Angeles' No. 7 prospect, per *Baseball America*

2014

Earned his first All-Star Game selection In his first full Major League season...led the Majors in steals (64), triples (12) and infield hits (55)...Tallied 19 games of three-plus hits, most in the NL and second-most in the Majors...Started all four games of the NLDS vs. St. Louis.

2013

Began the season with Triple-A Albuquerque, where he appeared in 92 games...Led the Pacific Coast League in stolen bases...Appeared in 38 games over three stints with the Dodgers (5/4-27, 8/5-16 and 9/1-end of season)...Selected to the Dodgers roster for both the NLDS vs. Atlanta and the NLCS vs. St. Louis.

2012

Made the Dodgers Opening Day roster, the first of his career...Ranked eighth in the National League in stolen bases (32), despite missing 58 games while on the Injured List...Sustained a UCL tear in his right thumb while stealing third base on July 4 vs. Cincinnati...Hit his first career Major League home run off Jhoulys Chacin leading off the game on May 1 at Colorado.

2011

Made his Major League debut as a pinch runner on June 6 at Philadelphia...Made his first start (at shortstop) on June 7 at Philadelphia and went 3-for-5 with a run scored...Collected his first Major League hit (a single) off Roy Oswalt...On July 1 at Los Angeles (AL), stole second base, third base and home in the seventh inning to become the first Dodger to do so since Harvey Hendrick on June 12, 1928 vs. Chicago (NL)...In September, led the NL in hits (42), while ranking second in runs (21), second in stolen bases (12) and fifth in batting (.372).

2010

Led the Southern League in steals (53) and ranked fourth in hits (154) and triples (10).

2009

Named the Dodgers Branch Rickey Minor League Player of the Year...Hit .301 with 73 stolen bases in 131 games with Single-A Great Lakes in the Midwest League...His 73 steals ranked second in all of the Minor Leagues.

2008

Made pro debut with Rookie-Ogden in the Dodgers organization...Ranked fourth among Pioneer League leaders with a .331 average...Recorded 18 stolen bases in 60 games.

PERSONAL

Devaris Strange-Gordon...Graduated from Avon Park (Fla.) High School...Attended at Southeastern (Fla.) University...Transferred to Seminole State College, but did not play there before he was drafted...Is the son of former Major League pitcher Tom Gordon...Is married to wife, Joalisya...They have one daughter, Demi...In 2019, won the Hutch Award for exemplifying the fighting spirit and competitive desire of former Reds manager Fred Hutchinson...Was chosen for his commitment to supporting kids and families affected by domestic violence through his Flash of Hope program... During the COVID-19 pandemic, provided meals for families in his hometown...In 2017 and 2020 was nominated for the Roberto Clemente Award for his contributions on and off the field.

STRANGE-GORDON

CAREER TRANSACTIONS

- 2008**.....Selected by LAD in the fourth round of the First-Year Player Draft.
- 2014**.....Acquired by MIA along with RHP Dan Haren, INF Miguel Rojas and cash considerations in exchange for LHP Andrew Heaney, RHP Chris Hatcher, INF Enrique Hernández and C Austin Barnes, Dec. 10.
- 2017**.....Acquired by SEA along with international slot money in exchange for RHP Robert Dugger, RHP Nick Neidert and INF Christopher Torres, Dec. 7.
- 2021**.....Signed with CIN as a Minor League free agent, Feb. 8.
- 2021**.....Signed with MIL as a Minor League free agent, April 21.
- 2021**.....Signed with CHI as a Minor League free agent, May 29.
- 2021**.....Signed with PIT as a Minor League free agent, July 8.
- 2021**.....Signed with Washington as a Minor League free agent, Dec. 12.

SIGNED BY

Scott Hennessey (Dodgers)

CAREER FIELDING

YEAR / POS.	PCT.	G	PO	A	E	TC	DP
CAREER / 2B	.982	728	1335	1845	58	3238	471
CAREER / SS	.949	176	254	422	36	712	78
CAREER / OF	.968	66	149	3	5	157	0

CAREER BESTS

- SINGLE-GAME HITS.....5, 3x, last: 5/1/18 vs. OAK
- SINGLE-GAME RBI.....3, 4x, last: 3/31/19 vs. BOS
- HITTING STREAK.....18 games, 9/26/17-4/14/18
- MULTI-HR GAMES.....None
- CAREER GRAND SLAMS.....None
- CAREER PINCH HOMERS (1).....9/10/17 at ATL (Ramirez)
- CAREER WALK-OFF HOMERS.....None

STEPHEN STRASBURG 37

@stras37

RHP

BORN / 2022 OPENING DAY AGE

7/20/88 San Diego, Calif. / 33

BATS / THROWS

Right / Right

MLB SERVICE

10.118

HEIGHT / WEIGHT

6'5" / 239

ACQUIRED

Signed as a free agent, Dec. 9, 2019.

SCHOOL

San Diego State University



STRASBURG CAREER RECORD / UPDATED STATS

YEAR	CLUB	W	L	ERA	G	GS	CG	SHO	SV	IP	H	R	ER	HR	HB	BB	SO	SO/9	WP	BK	BAA
2010	Harrisburg	3	1	1.64	5	5	0	0	0	22.0	13	9	4	0	1	6	27	11.0	0	0	.165
	Syracuse	4	1	1.08	6	6	0	0	0	33.1	18	5	4	1	0	7	38	10.3	1	1	.154
	Washington	5	3	2.91	12	12	0	0	0	68.0	56	25	22	5	0	17	92	12.2	2	0	.221
2011	Hagerstown*	0	1	9.95	3	3	0	0	0	6.1	9	8	7	1	1	3	13	18.5	1	0	.310
	Potomac*	0	0	0.00	1	1	0	0	0	3.0	2	0	0	0	0	5	15.0	0	0	0	.167
	Syracuse*	0	0	1.80	1	1	0	0	0	5.0	2	1	1	0	0	7	12.6	0	0	0	.118
2012	Harrisburg*	1	0	0.00	1	1	0	0	0	6.0	1	0	0	0	1	0	4	6.0	0	0	.056
	Washington	1	1	1.50	5	5	0	0	0	24.0	15	5	4	0	0	2	24	9.0	0	0	.179
	Washington	15	6	3.16	28	28	0	0	0	159.1	136	62	56	15	4	48	197	11.1	5	0	.230
2013	Washington	8	9	3.00	30	30	1	1	0	183.0	136	71	61	16	12	56	191	9.4	7	3	.207
	Washington	14	11	3.14	34	34	0	0	0	215.0	198	86	75	23	5	43	242	10.1	7	0	.245
	Washington	11	7	3.46	23	23	0	0	0	127.1	115	56	49	14	3	26	155	10.9	4	0	.236
2014	Harrisburg*	0	1	1.80	1	1	0	0	0	5.0	4	2	1	0	0	6	10.8	0	0	0	.200
	Syracuse*	1	1	4.66	2	2	0	0	0	9.2	9	5	5	0	0	1	16	14.9	1	1	.243
	Washington	15	4	3.60	24	24	0	0	0	147.2	119	59	59	15	2	44	183	11.2	2	0	.218
2015	Washington	15	4	2.52	28	28	1	1	0	175.1	131	55	49	13	7	47	204	10.5	3	0	.204
	Potomac*	0	0	1.80	1	1	0	0	0	5.0	3	1	1	0	0	1	5	9.0	0	0	.167
	Washington	10	7	3.74	22	22	0	0	0	130.0	118	59	54	18	8	38	156	10.8	5	1	.240
2016	Potomac*	0	1	1.00	2	2	0	0	0	9.0	7	4	1	1	1	1	12	12.0	0	0	.194
	Washington	18	6	3.32	33	33	0	0	0	209.0	161	79	77	24	10	56	251	10.8	8	0	.210
	Washington	0	1	10.80	2	2	0	0	0	5.0	8	6	6	1	0	1	2	3.6	0	0	.364
2017	Washington	1	2	4.57	5	5	0	0	0	21.2	16	12	11	4	1	14	21	8.7	0	0	.200
	Washington	2	0	0.00	1	1	0	0	0	4.2	2	0	0	0	0	2	6	12.5	0	0	.143
	Rochester*	0	0	0.00	1	1	0	0	0	0	0	0	0	0	0	0	0	0	0	0	0
MINORS TOTALS		9	6	1.99	24	24	0	0	0	110.2	70	35	24	3	4	21	139	11.5	3	2	.176
	MLB TOTALS	113	61	3.21	246	246	2	2	0	1466.1	1209	575	523	148	52	392	1718	10.6	43	4	.223

* - Rehab assignment

CAREER BATTING RECORD

YEAR	CLUB	AVG	G	AB	R	H	TB	2B	3B	HR	RBI	SH	SF	HP	BB	SO	SB	CS	OBP	SLG	OPS	E
2021	Washington	.200	5	5	0	1	2	1	0	0	0	1	0	0	1	2	0	0	.333	.400	.733	0
MLB TOTALS		.152	233	440	23	67	89	10	0	4	29	56	0	1	24	153	0	0	.198	.202	.400	11

2012 POSTSEASON

RD.	CLUB, OPP.	W	L	ERA	G	GS	CG	SHO	GF	SV	IP	H	R	ER	HR	HB	BB	SO	WP	BK	BAA	
NLDS	WSH vs. STL																					NOT ON NLDS ROSTER

2014 POSTSEASON

RD.	CLUB, OPP.	W	L	ERA	G	GS	CG	SHO	GF	SV	IP	H	R	ER	HR	HB	BB	SO	WP	BK	BAA
NLDS	WSH vs. SFG	0	1	1.80	1	1	0	0	0	0	5.0	8	2	1	0	1	1	2	0	0	.364
TOTALS		0	1	1.80	1	1	0	0	0	0	5.0	8	2	1	0	1	1	2	0	0	.364

2016 POSTSEASON

RD.	CLUB, OPP.	W	L	ERA	G	GS	CG	SHO	GF	SV	IP	H	R	ER	HR	HB	BB	SO	WP	BK	BAA	
NLDS	WSH vs. LAD																					NOT ON NLDS ROSTER

2017 POSTSEASON

RD.	CLUB, OPP.	W	L	ERA	G	GS	CG	SHO	GF	SV	IP	H	R	ER	HR	HB	BB	SO	WP	BK	BAA
NLDS	WSH vs. CHI	1	1	0.00	2	2	0	0	0	0	14.0	6	2	0	0	0	3	22	0	0	.128
TOTALS		1	1	0.00	2	2	0	0	0	0	14.0	6	2	0	0	0	3	22	0	0	.128

2019 POSTSEASON
NATIONALS PARK
NATIONALS IN THE COMMUNITY
FRONT OFFICE & OWNERSHIP
EXECUTIVES
MANAGER & COACHING STAFF
PLAYERS
2021 IN REVIEW
HISTORY & RECORDS
SCOUTING, RESEARCH & PLAYER DEV.
MEDIA



2019 POSTSEASON

RD.	CLUB.	OPP.	W	L	ERA	G	GS	CG	SHO	SV	IP	H	R	ER	HR	HB	BB	SO	SO/9	WP	BK	BAA
NLWC	WSH	vs. MIL	1	0	0.00	1	0	0	0	0	3.0	2	0	0	0	0	0	4	12.0	0	0	.200
NLDS	WSH	vs. LAD	1	0	3.00	2	2	0	0	0	12.0	9	4	4	2	0	1	17	12.8	0	0	.205
NLCS	WSH	vs. STL	1	0	0.00	1	1	0	0	0	7.0	7	1	0	0	0	0	12	15.4	0	0	.250
WS	WSH	vs. HOU	2	0	2.51	2	2	0	0	0	14.1	12	4	4	2	0	3	14	8.8	1	0	.222
TOTALS			5	0	1.98	6	5	0	0	0	36.1	30	9	8	4	0	4	47	11.6	1	0	.221

ALL-STAR GAME RECORD

YEAR	CLUB.	SITE	W	L	ERA	G	GS	CG	SHO	GF	SV	IP	H	R	ER	HR	HB	BB	SO	WP	BK	BAA
2012	NL	at KCR	0	0	0.00	1	0	0	0	0	0	1.0	1	0	0	0	0	1	0	0	0	.333
2016	NL	at SDP																				
2017	NL	at MIA																				
TOTALS			0	0	0.00	1	0	0	0	0	0	1.0	1	0	0	0	0	1	0	0	0	.333

CAREER

Tall, powerful right-handed pitcher, World Series MVP and three-time All-Star is Washington's all-time (2005-present) leader in wins (113) and strikeouts (1,718)...Has signed two long-term contracts: May 10, 2016 (7 years with opt out) and Dec. 10, 2019 (7 years) that will make him a National for life and cement his place in D.C. baseball history...Since his debut in 2010, Strasburg ranks among Major League starting pitchers in strikeouts per 9.0 innings (5th, 10.55), opponents' slugging percentage (4th, .353), opponents' OPS (5th, .634), walks and hits per innings pitched (6th, 1.09), strikeout-to-walk ratio (7th, 4.38), and strikeouts (10th, 1,718)...His 242 strikeout season in 2014 tied for the NL lead, set a single-season team record (2005-present) and were most posted by a D.C.-based pitcher in 101 years (Walter Johnson, 243 K in 1913)...Max Scherzer has since eclipsed that mark...Has put together two historic streaks, a 16-game winning streak (9/15/15 - 7/15/16) and a 35.0 scoreless inning streak (8/19/17-9/17/17)...In 2019, he became the first pitcher in Major League history to finish a Postseason with a 5-0 record as the Nationals won the 2019 World Series... On May 2, 2019, he became the fastest pitcher to 1,500 career strikeouts - in terms of innings pitched (1,272.1) - in Major League history.

2021

Opened the season with 6.0 innings of one-hit, shutout ball on April 7 vs. Atlanta... Was placed on the 10-day Injured List after his next start with right shoulder inflammation...Returned on May 21 and tossed 5.1 one-hit, shutout innings against the Baltimore Orioles...Underwent thoracic outlet surgery on June 2, ending his season...**2021 Pitch Mix:** Curveball (30.1%) 4-Seam (29.6%) Sinkier (24.6%) Changeup (15.7%)

2020

Had his 2020 season cut short due to carpal tunnel neuritis in his right hand...Was scratched from his first start of the season, July 25 vs. New York (AL)...Returned on Aug. 9 vs. Baltimore (4.1 IP, 7 H, 5 ER, BB, 2 SO)...Took the mound on Aug. 14 at Baltimore, but was removed in the first inning with discomfort in his right hand...He underwent surgery on Aug. 26, ending his season.

2019

Named World Series MVP and the Babe Ruth Postseason MVP by the New York BBWAA (along with Juan Soto)...Went 18-6 with a 3.32 ERA and struck out a career-high 251 batters in 33 starts... He led the National League in wins (18) and innings pitched (209.0) and ranked among National League pitchers in strikeouts (2nd, 251), opponents' OPS (4th, .620), opponents' batting average (5th, .210), strikeouts per 9.0 innings (5th, 10.81), WHIP (5th, 1.04), opponents' slugging percentage (6th, .349) and opponents' on-base percentage (7th, .271)...Along with Max Scherzer (243) and Patrick Corbin (238), he helped the 2019 Nationals become the first team in MLB history to have a rotation feature at least three players with at least 222 strikeouts...They were the first National League team since the 1969 Houston Astros (Larry Dierker/Tom Griffin/Don Wilson) to have three pitchers record at least 200 strikeouts...Finished the season strong, going 3-1 with a 1.76 ERA in his final eight starts of the season...Over his last eight starts of the regular season and into Postseason play, opponents hit .098 (6-for-61) with one double, two homers, nine RBI and 26 strikeouts with runners in scoring position...Put together an historic 2019 Postseason and was named World Series Most Valuable Player after going 2-0 with a 2.51 ERA (4 ER/14.1 IP) and 14 strikeouts in two World Series starts...Helped the Nationals avoid elimination in Game 6 of the World Series (8.1 IP, 5 H, 2 ER, 7 SO)...In doing so, he became the first pitcher since Curt Schilling (Game 5, 1993) to toss at least 8.1 innings while not surrendering more than two runs in a potential World Series elimination game...All told, he became the first pitcher in Major League history to finish a Postseason with a 5-0 record...Recorded a 1.98 ERA (8 ER/36.1 IP) and 47 strikeouts against just four walks in six Postseason games (five starts)...Opponents went 2-for-22 (.091) with 11 strikeouts and one walk with runners in scoring position during the Postseason...He made his first career relief appearance in the Wild Card game against Milwaukee, tossing 3.0 innings of two-hit, shutout ball to help Washington top the Milwaukee Brewers, 4-3.

AWARDS AND HONORS

- 2019 All-MLB First Team
- 2019 World Series MVP (WSH)
- 2019 Babe Ruth Postseason MVP (New York BBWAA)
- 2019 World Series Champion (WSH)
- 2019 National League Pitcher of the Month (July)
- 2019 National League Cy Young Award Finalist
- 2017 National League Pitcher of the Month (Sept.)
- 2017 National League All-Star at MIA
- 2016 National League All-Star at SDP
- 2016 National League Pitcher of the Month (July)
- 2015 National League Player of the Week (Sept. 21)
- 2012 National League All-Star at KCR
- 2012 Louisville Slugger Silver Slugger (NL Pitcher)
- 2012 National League Pitcher of the Month (April)
- 2010 Topps Rookie All-Star Team
- 2010 National League Player of the Week (June 14)
- 2010 Washington's No. 1 prospect, per *Baseball America*
- 2010 MLB's No. 2 prospect per *Baseball America*
- 2010 Arizona Fall League All-Prospect Team
- 2009 Arizona Fall League Rising Star
- 2009 Golden Spikes Award
- 2009 Dick Howser Trophy Winner
- 2008 Richard W. "Dick" Case Award (Team USA Athlete of the Year)

CAREER POSTSEASON ERA - MLB HISTORY (MIN. 40.0 IP)

Rk.	Player	ERA
1.	Mariano Rivera (HOF)	0.70
2.	Sandy Koufax (HOF)	0.95
3.	Christy Mathewson (HOF)	1.05
4.	Eddie Plank (HOF)	1.32
5.	Stephen Strasburg	1.46

2018

Started his ninth Major League season strong, going 6-5 with a 3.20 ERA in his first 12 starts before exiting his start on June 8 with right-shoulder inflammation...Put together his strongest start of the season on April 10 vs. Atlanta...Tossed 8.0 innings of three-hit, shutout ball, striking out eight in Washington's 4-1 win...At the time of the injury, he ranked among National League pitchers in strikeouts (4th, 93), strikeout-to-walk ratio (5th, 4.89), WHIP (7th, 1.06), opp. OBP (7th, .274) and wins (17th, 6)...Returned from disabled list on July 20, but again was placed on the DL on July 22 with a cervical nerve impingement...Was reinstated on Aug. 22 and finished the season strong, going 4-0 with a 2.66 ERA (12 ER/40.2 IP) and 50 strikeouts in his final seven starts...The Nationals went 6-1 in those starts...Recorded four 10+ strikeout games in 2018.

2017

Put together a strong first half of the season en route to being named an All-Star for the third time in his career...Was selected by the Commissioner's Office and was slated to pitch the 12th had the game reached that point, but it ended in a 2-1 American League victory after 10 innings...Ranked third in the National League (4th in MLB) with a career-best 2.52 ERA...Ranked second in the NL in FanGraphs.com WAR (5.6)...Also ranked in NL in home runs per 9.0 IP (1st, 0.67), opp. SLG (1st, .317), opp. OPS (2nd, .581), WHIP (3rd, 1.02), opp. OBP (3rd, .265), and opp. AVG (3rd, .204)...Coupled with Max Scherzer (2nd, 2.51) and Gio Gonzalez (5th, 2.96), Strasburg (3rd, 2.52), helped the Nationals become the first team with three starting pitchers ranking in the top five in the National League in ERA in 21 years (since the 1996 Atlanta Braves), according to the *Elias Sports Bureau*...On May 27 at San Diego, he struck out a career-high 15 batters in 7.0 shutout innings...On Aug. 19 at San Diego, he returned from a three-week stint on the disabled list...Since that game, Strasburg went 5-1 with a 0.84 ERA (5 ER/53.2 IP) in his final eight starts of the regular season...All told, went 6-1 with a 0.86 ERA in 10 starts after the All-Star break...Via *Elias*, it was the second-lowest post-ASB ERA in MLB history for any pitcher with at least 10 starts...Recorded a 35.0 scoreless innings streak from that first start back from the DL in San Diego (Aug. 19) that ran until Sept. 17, when an unearned run ended the historic stretch...It was the longest consecutive scoreless innings streak in franchise history (Nationals/Expos) and, per *Elias*, the longest for any player in the Major Leagues since 2015 (Greinke, 45.2 IP; Kershaw, 37.0 IP)...Was dominant in the NLDS...Was saddled with the loss in Game 1 despite striking out 10 batters in 7.0 innings without allowing an earned run (7.0 IP, 3 H, 2 R, BB, 10 SO)...He pushed aside a virus that had made him ill for much of the week, to rack up 12 strikeouts (re-setting his own Postseason franchise record for single-game strikeouts) over 7.0 scoreless innings in Washington's Game 4 victory...Became the second pitcher in MLB Postseason history to record a win with 12 or more strikeouts while his team faced elimination...Also per *Elias*, became just the third pitcher in Major League history to post multiple 10-plus strikeout games and no earned runs in a single Postseason series, joining Sandy Koufax (1965 World Series vs. MIN) and Justin Verlander (2013 ALDS vs. OAK).

2016

Opened his season in historic fashion, beginning the year 13-0 and on a personal 16-game winning streak that dated to Sept. 15, 2015 (see info box below)...Was the first pitcher in franchise history (WSH/MON) to win at least 15 of his first 16 decisions...With a strikeout of Bud Norris in the bottom of the third inning on April 4 at ATL, Strasburg became the Washington Nationals (2005-pres.) all-time leader in strikeouts (904), passing former teammate Jordan Zimmermann (903)...Was named NL Pitcher of the Month for July (4-1, 2.08 ERA, 37 SO, 12 BB)...Was named to his second All-Star Game, but did not pitch due to his start on July 8...Endured two stints on the disabled list (6/16 to 7/3 with upper back soreness and 8/21 to 9/7 with right elbow soreness)...He returned to action on Sept. 7 but was shut down following that start...At that time, he ranked among National League pitchers in wins (3rd, 15), strikeouts per nine innings (3rd, 11.2), strikeouts (6th, 183), hits per nine innings (8th, 7.25) and walks/hits per innings pitched (10th, 1.10)... With 15, matched a career-high in wins (15 in 2012)...Recorded his 1,000th strikeout, June 4 at CIN (Straily) becoming the first player in Nationals history (2005-pres.) to record all 1,000 strikeouts in a Nationals uniform.

STRAS WENT STREAKING

Stephen Strasburg opened his 2016 season without suffering a losing decision until July 21, beginning the year 13-0 and on a personal 16-game winning streak that dated to Sept. 15, 2015...Strasburg culminated the historic start to his season with 8.0 innings of three-hit, one-run baseball on July 15 vs. the Pittsburgh Pirates to open the second half.

- Strasburg became the eighth starting pitcher in Major League history to begin a season 13-0, and the first since teammate Max Scherzer opened the 2013 season 13-0 for the Detroit Tigers...According to the Elias Sports Bureau, Scherzer and Strasburg are the first set of teammates (at any point in their careers) to begin a season 13-0 since Hall of Famers "Iron Man" Joe McGinnity and Rube Marquard...McGinnity went 14-0 for the New York Giants in 1904, while Marquard started 19-0 for the Giants in 1912 (18-0 as a starting pitcher)...While Strasburg and Scherzer figure to remain teammates for quite some time, McGinnity and Marquard were teammates only briefly with NYG in 1908.
- Strasburg's personal 16-game winning streak set a new franchise best (Nationals/Expos) and trails only that of Firpo Marberry (17 G, 6/23/30-7/25/31) for the longest by a starting pitcher in D.C.-baseball history.
- Strasburg became just the third National League starting pitcher ever to open a season with a 13-0 record, and the first since Marquard in 1912...He also joined Scherzer (2013) and Ron Guidry (1978) for the the sixth-longest streak to open a season in MLB history.

Rk	Name	Year	Streak
1.	Rube Marquard (NYG)	1912	18
T2.	Dave McNally (BAL)	1969	15
T2.	Johnny Allen (CLE)	1937	15
T2.	Jim McCormick (CHC)	1886	15
5.	Roger Clemens (BOS)	1986	14
T6.	Max Scherzer (DET)	2013	13
T6.	Ron Guidry (NYY)	1978	13
T6.	Stephen Strasburg (WSH)	2016	13

2015

Endured two stints on the 15-day disabled list: May 30-June 23 (neck tightness) and July 5-August 8 (left oblique strain)...Missed 49 games... Finished the season very strong, going 8-2 with a 1.76 ERA (16 ER/82.0 IP) in 13 starts while striking out 110 batters and walking just 12 from June 23 to the end of the season...After returning from the disabled list on Aug. 8, through the end of the season, ranked among MLB pitchers (min. 10 GS) in strikeouts per nine innings (1st, 12.5), strikeout-to-walk ratio (1st, 11.50), strikeouts (3rd, 92), WHIP (3rd, 0.75), opp. batting average (3rd, .179), opp. OBP (3rd, .206) and ERA (5th, 1.90)...Matched a career-high with 14 strikeouts, Sept. 15 at PHI...His 55 percent swing-and-miss rate was highest by a starting pitcher in any start of >=100 P in past 10 seasons...Including his start on Sept. 9 vs. NYM (13 SO), he became the first starting pitcher in Washington history (2005-present) to fan 13+ batters in back-to-back starts...Joined Pedro Martinez (2x,1997: 6/8 & 6/14, and 8/20 & 8/25) as the only pitcher in franchise history (WSH/MON)...Named NL Player of the Week for the week of Sept. 14-20...Struck out at least 10 batters in four straight starts, Sept. 9-26, the longest streak in Nationals history (2005-present) and second-longest streak in MLB in 2015, behind CWS Chris Sale (8 games)...Since 2005, only five pitchers have put together a streak of 10+ strikeouts of four games or more: Chris Sale (2015; 8 G), David Price (2014; 5 G), Jon Lester (2015; 4 G), Jake Peavy (2007; 4 G)...His 50 strikeouts in that four-start span were the most in Montreal/Washington history since Pedro Martinez (51, 1997)...Over his final five starts, recorded 57 strikeouts against just five walks...Per *Elias*, since 1900, only six players have recorded 57 strikeouts and five or fewer walks over a five-start span: Sandy Koufax (1965, 57 SO/5 BB), Mike Scott (1986, 57 SO/5 BB), Pedro Martinez (1999, 69 SO/5 BB), Curt Schilling (2002, 59 SO/3 BB), Corey Kluber (2015, 59 SO/3 BB) and Stephen Strasburg (2015, 57 SO/5 BB).

2014

Washington's Opening Day starter for a third straight season...Went 14-11 with a 3.14 ERA in a career-high 34 starts...Led the club with 215.0 innings pitched, becoming the first National to start 34 games since 2005...242 strikeouts tied for NL lead (J.Cueto), set a single-season team record (2005-present) and were most posted by a D.C.-based pitcher in 101 years (Walter Johnson, 243 K in 1913)...Ranked among NL leaders: starts (1st, 34), strikeouts (1st, 242), strikeouts per nine innings (2nd, 10.13), strikeout-to-walk ratio (3rd, 5.63/1), WHIP (9th, 1.12), walks per nine innings (10th, 1.80)...Paced the Nationals with nine home wins...From Aug. 14 to season's end, went 6-1 with a 1.69 ERA (11 ER/58.2 IP) in his final nine starts...Struck out 56 and walked eight over that stretch...Received two runs or fewer of support 20 times in 34 starts...Struck out at least 10 batters on five separate occasions, matching a career-high (also: 2012)...Was tied for fifth in the National League with 11 unearned runs allowed...Made his first career Postseason start, taking the ball in Game 1 of the NLDS vs. SFG (L, 5.0 IP, 8 H, 2 R, ER, BB, 2 K).

2013

Washington's Opening Day starter for a second straight year reached the 30-start threshold for the first time...Recorded his 500th career strikeout (Christian Yelich) in 426.1 career innings, Sept.22 vs MIA (night)...Reached the 500-K plateau in the third-fewest innings in MLB history (only Kerry Wood-404.1 and Mark Prior-421.2 required fewer innings)...Earned just eight wins due in part due to missing two starts, lack of run support (one run or fewer while in the game 10 times) and 10 unearned runs (tied for fourth-most in NL)...Ranked among NL leaders in home ERA (3rd, 1.73), strikeouts per nine (4th, 9.4), batting average against (4th, .207), OPS (5th, .588), WHIP (6th, 1.05) and ERA (8th, 3.00)...Endured one DL stint (right lat, missed 12 games/2 starts, June 1-15).

2012

Finished 15-6 in first complete big league campaign...Paced MLB in average fastball velocity (95.7 mph)...Allowed one earned run or fewer 13 times in 28 starts...Earned the Louisville Slugger Silver Slugger Award for pitchers upon pacing all MLB pitchers in doubles and OBP (.333)...Also blasted his first career homer in a 9-3 victory on May 20 vs. BAL (off Wei-Yin Chen)...On the mound, ranked among NL leaders in strikeouts per nine (1st, 11.2), strikeouts (T2nd, 195), wins (T4th, 15), ERA (6th, 2.94), quality starts (T5th, 20), K/BB ratio (T5th, 4.3/1), WHIP (7th, 1.12) and double-digit strikeout games (2nd, 5)...Pitched well (7.0 innings, one run, no-decision) in the first Opening Day start of career, April 5 at CHI (W2-1)...Earned the win and tallied the game-winning RBI by tossing 6.0 scoreless innings and snapping a scoreless tie with a two-out RBI single in the fifth inning in an eventual 4-0 victory, July 15 at MIA...Made his final start, Sept. 7 vs. MIA, having tossed 159.1 innings.

2011

Went 1-1 with a 1.50 ERA in five starts for Washington in long-anticipated return from Sept. 3, 2010 Tommy John surgery...Fanned 24 and walked just two in 24.0 innings...Did not allow a homer...Only two of 15 hits allowed went for extra-bases (both doubles)...Threw just 13.7 pitches per inning...Capped 2011 by fanning a season-high 10 in 6.0 scoreless innings to earn the victory as Washington won, 3-1, on Sept. 28 in final MLB contest at Sun Life Stadium...Joined the Nationals after making six rehab starts from Aug. 7-Sept. 1 for four different Nationals affiliates...In those six starts, went 1-1 with a 3.54 ERA (8 ER/20.1 IP), walking three and striking out 29.

2010

Took MLB by storm with stellar 12-start rookie campaign, but saw his season end prematurely after leaving Aug. 21 start at PHI with what was later revealed as a torn ulnar-collateral ligament in the right elbow...Had right elbow repaired by Dr. Lewis Yocum in Los Angeles, CA on Sept. 3...Allowed two runs or fewer in nine of his 12 starts with Washington...Registered as many or more strikeouts than innings pitched in 11 of 12 starts...Fanned 12.2 batters per nine innings (SFG's Tim Lincecum led qualified MLB pitchers at 9.8)...Struck out 33.6 percent of batters faced (92 of 274), tops among MLB starting pitchers (Brandon Morrow, 2nd at 28.3%)...With the entire MLB community watching, made his MLB debut in a 5-2 win on June 8 vs. PIT...The debut came one day shy of his one-year anniversary of being drafted by the Nationals...Struck out 14 Pirates in 7.0 dominant innings...In that start, he became only the second pitcher since 1987 (the year STATS, Inc. began charting pitches) to fan 14-plus and throw less than 100 pitches in a game (on April 9, 2003 at Wrigley Field, MON's Javier Vazquez struck out 14 in 7.0 innings and required just 96 pitches)...Only two pitchers ever struck out more in an MLB debut: both HOU's J.R. Richard (Sept. 5, 1971 at SFG) and BRK's Karl Spooner (Sept. 22, 1954 vs. NYG) fanned 15...By striking out the final seven Pirates he faced, he became just the second player to fan seven straight batters in an MLB debut (BAL's Sammy Stewart did so on Sept. 1, 1978 vs. CWS)...With 14 K's in 7.0 walkless innings, became just the fourth rookie to fan 14 or more in a single game and not issue a walk...The other three were Roger Clemens (16 SO, Aug. 21, 1984 vs. KCR), Dwight Gooden (16 K on Sept. 12, 1984 vs. PIT & Sept. 17, 1984 at PHI) and Kerry Wood (20 K, May 6, 1998 vs. HOU).

2009

Professional: Didn't pitch in the Nationals system after signing on Aug. 16 at 11:58:43 pm (77 seconds before deadline)...After signing, worked out in D.C. and around the Nationals for the better part of a month...First pro exposure came in the Nationals' 2009 Instructional League...In five AFL starts, went 4-1 with a 4.26 ERA...Was to start AFL Championship game on Nov. 21, but suffered freakish knee injury during the Phoenix Desert Dogs batting practice on November 19...One day later, a precautionary exam performed today by Dr. Lewis Yocum in Los Angeles revealed patellar subluxation in the left knee...The injury's treatment included rest and physical therapy, but did not require surgery.

SDSU: 2009 recipient of both the Golden Spikes Award and the Dick Howser Trophy...Regular season and conference-tournament efforts—SDSU went 14-0 when pitching—were largely responsible for the Aztecs securing their first NCAA Regional berth since 1991...Went 13-1 with a 1.32 ERA in 15 starts as a junior for Tony Gwynn's Aztecs...Fanned an NCAA-best 195 in 109.0 innings as a junior (NCAA-best 16.1 K's per 9.0 innings)...On May 8, 2009 at Tony Gwynn Stadium, struck out 17 while no-hitting Air Force...Struck out 23 batters in the win over Utah on April 11, 2008, tying for the third-most ever in a college game and the most since the 1981 season...In three collegiate seasons, went 22-7 with seven saves and a 1.59 ERA (43 ER/243.1 IP) in 52 games for SDSU...Was San Diego State's closer as a freshman...Was twice named Mountain West Conference Pitcher of the Year... Was named MWC Co-Freshman of the Year in 2007.

PERSONAL

Stephen J. Strasburg...Graduated from West Hills (Calif.) High in 2006 and attended San Diego State University...Pitched for Team USA in the 2008 Beijing Summer Olympics...Became the first collegiate member of Team USA since pro players were permitted in 2000...Was the recipient of the 2008 Richard W. "Dick" Case Award (Team USA's Athlete of the Year), thanks to two-start stint (2.45 ERA in Olympic tournament) and 2008 performance with Team USA's undefeated (24-0) National (collegiate) Team...In 2007, pitched for Torrington in the New England Collegiate Baseball League (1-0, seven saves, 1.29 ERA)...Was named NECBL's Top Pro Prospect and Top Reliever...Following his MLB debut on June 8, 2010 vs. PIT, donated game hat and game ball (ball hit for first out recorded, an Andrew McCutchen lineout to SS) to the National Baseball Hall of Fame and

CAREER TRANSACTIONS

2009 Selected by Washington in first round (first overall) of First-Year Player Draft.
2016 Signed a seven-year contract extension, May 10.
2019 Signed with Washington as a free agent, Dec. 9.

SIGNED BY

Marc Baca (Nationals)

CAREER BESTS

LONGEST START 9.0, 2x, Last: 8/30/17 vs. MIA
 WINNING STREAK 16 games, 9/15/15 - 7/15/16
 MOST SINGLE-GAME K'S 15, 5/27/17 vs. SDP
 CAREER 10-K GAMES (47) 5/27/17 vs. SD (15)
 6/8/10 vs. PIT (14)
 9/15/15 at PHI (14)
 7/3/19 vs. MIA (14)
 8/31/19 vs. MIA (14)
 5/10/12 at PIT (13)
 6/8/12 at BOS (13)
 9/9/15 vs. NYM (13)
 9/26/15 vs. PHI (13)
 6/28/17 vs. CHI (13)
 7/24/13 vs. PIT (12)
 4/10/14 vs. MIA (12)
 8/8/15 at COL (12)
 7/25/12 at NYM (11)
 4/25/14 at SDP (11)
 6/4/14 vs. PHI (11)
 5/9/16 vs. DET (11)
 5/24/16 vs. NYM (11)
 5/21/17 at ATL (11)
 7/17/17 at CIN (11)

5/2/2018 vs. PIT (11)
 9/18/18 at MIA (11)
 4/21/19 at MIA (11)
 5/7/19 at MIL (11)
 5/28/19 at ATL (11)
 6/18/10 vs. CWS (10)
 9/28/11 at MIA (10)
 6/20/12 vs. TBR (10)
 8/21/12 vs. ATL (10)
 8/11/13 vs. PHI (10)
 9/2/13 at PHI (10)
 3/31/14 at NYM (10)
 8/3/14 vs. PHI (10)
 9/20/15 vs. MIA (10)
 4/19/16 at MIA (10)
 4/24/16 vs. MIN (10)
 5/19/16 at NYM (10)
 6/4/16 at CIN (10)
 6/10/16 vs. PHI (10)
 7/21/16 vs. LAD (10)
 4/20/17 at ATL (10)
 6/12/17 vs. ATL (10)
 9/10/17 vs. PHI (10)
 4/21/18 at LAD (10)
 6/1/18 at ATL (10)
 8/25/19 at CHI (10)
 9/26/19 vs. PHI (10)
 5/20/12 vs. BAL (Chen)
 5/5/17 at PHI (Pivetta)
 8/30/17 vs. MIA (Conley)
 7/18/19 at ATL (Toussaint)

HOME RUNS HIT (4).....

STRASBURG



LANE THOMAS 28

@lane99thomas

OF

BORN / 2022 OPENING DAY AGE 8/23/95 Knoxville, Tenn. / 26
BATS / THROWS Right / Right

MLB SERVICE 2.014
HEIGHT / WEIGHT 6'0" / 191

ACQUIRED
 Acquired by Washington from the St. Louis Cardinals in exchange for LHP Jon Lester, July 30, 2021

SCHOOL
 Bearden (Tenn.) High School



THOMAS CAREER RECORD / UPDATED STATS

YEAR	CLUB	AVG	G	AB	R	H	TR	2B	3B	HR	RBI	SH	SF	HP	BB	SO	SB	CS	OBP	SLG	OPS	F
2014	Bluefield	.323	18	65	10	21	28	4	0	1	8	0	1	1	6	16	2	0	.384	.431	.814	6
	GCL Blue Jays	.260	34	131	21	34	50	8	4	0	11	0	0	0	21	33	7	3	.362	.382	.744	7
	Vancouver	.114	9	35	1	4	6	2	0	0	2	0	0	0	3	10	1	0	.184	.171	.356	7
2015	Lansing	.225	43	169	20	38	66	13	0	5	33	0	5	1	8	34	5	4	.257	.391	.647	13
	GCL Blue Jays	.429	6	21	8	9	17	5	0	1	4	0	0	0	2	6	2	1	.478	.810	1.288	0
2016	Lansing	.216	81	282	50	61	98	14	1	7	27	2	0	3	45	107	17	5	.330	.348	.678	5
	Dunedin	.252	73	274	34	69	105	12	6	4	38	1	4	2	27	84	8	7	.319	.383	.702	3
	Palm Beach	.286	9	35	5	10	12	0	1	0	3	0	1	0	3	9	2	3	.333	.343	.676	0
2017	Memphis	.275	32	131	21	36	65	7	2	6	21	0	0	2	7	33	4	1	.321	.496	.818	1
	Springfield	.260	100	384	63	100	187	16	4	21	67	2	3	3	43	101	13	9	.337	.487	.824	0
2018	Memphis	.268	75	265	42	71	122	17	2	10	44	0	3	4	32	80	11	6	.352	.460	.812	1
	St. Louis	.316	34	38	6	12	26	0	1	4	12	0	0	2	4	8	1	1	.409	.684	1.093	0
	St. Louis	.111	18	36	5	4	9	2	0	1	2	0	0	0	4	13	0	0	.200	.250	.450	1
2019	Memphis	.265	30	113	18	30	51	5	2	4	20	0	1	1	12	35	3	2	.339	.451	.790	1
	St. Louis	.104	32	48	2	5	6	1	0	0	1	0	0	0	10	17	2	1	.259	.125	.384	1
	Rochester	.385	3	13	2	5	9	1	0	1	3	0	0	0	2	0	0	0	.385	.692	1.077	0
Washington	.270	45	178	33	48	87	14	2	7	27	0	1	0	27	46	4	2	.364	.489	.853	2	
MINORS TOTALS		.254	513	1918	295	488	816	104	22	60	281	5	18	17	209	550	75	41	.330	.425	.756	44
MLB TOTALS		.230	129	300	46	69	128	17	3	12	42	0	1	2	45	84	7	4	.333	.427	.760	4

CAREER

Was acquired by the Washington Nationals from the St. Louis Cardinals in exchange for left-handed pitcher Jon Lester at the Trade Deadline on July 30...Was the "Fastest Baserunner" & "Best Defensive Outfielder" by *Baseball America* in their system at the time of the trade...Started his career as an infielder/outfielder with the Blue Jays organization starting games at but converted to outfield full time in 2017.

2021

Was acquired at the trade deadline and was recalled to Washington on Aug. 15... From that point, led the club and was ninth in the National League with 23 extra-base hits (14 2B, 2 3B, 7 HR)...His 14 doubles tied for sixth in the National League...According to FanGraphs.com, Thomas was the only player in Major League Baseball to record a hard-hit rate of at least 50% during the month of September/October...Thomas was ahead of players such as Miguel Sano (49.2%) and Giancarlo Stanton (48.1%)...The league average for the month was 32.8%... In 45 games with Washington hit .270/.364/.489 with 14 doubles, two triples, seven homers, 27 RBI, 27 walks, four stolen bases and 33 runs scored... Had 17 multi-hit games...Reached safely in a career-high 15 straight games from Aug. 29-Sept. 12: going 21-for-62 (.274) with two doubles, a triple, four homers, 12 RBI, nine walks, 13 runs...Hit leadoff home run on Sept. 4 and Sept. 5 both vs. New York (NL)...Entered the season ranked as the No. 9 prospect in the Cardinals organization.

2020

Appeared in 18 games (10 starts), all as an outfielder...St. Louis won all five games in which he scored a run...Missed 20 games on the Injured list (COVID-19) from Aug. 15-Aug. 30...Scored in three straight games (Sept. 5-6), including both games of the doubleheader at Chicago (NL) on Sept. 5... Hit a two-run homer off Joe Jimenez in Game 1 of the doubleheader vs. Detroit on Sept. 10)...Did not play in a game after Sept. 15 at Milwaukee.

AWARDS AND HONORS

- 2021..... St. Louis' No. 9 prospect, per *Baseball America*
- 2020..... St. Louis' No. 10 prospect, per *Baseball America*
- 2019..... St. Louis' No. 7 prospect, per *Baseball America*
- 2018..... Triple-A National Championship (Memphis)
- 2018..... Pacific Coast League Championship (Memphis)
- 2018..... Texas League All-Star (post-season)
- 2018..... Texas League All-Star (mid-season)
- 2018..... Texas League Player of the Week (June 4-10)
- 2017..... Toronto's No. 19 prospect, per *Baseball America*



2019

Played in 75 games in Triple-A Memphis and 34 in St. Louis...Made his Major League debut defensively at Milwaukee on April 17), but homered in his first Major League at-bat, a pinch-hit two-run home run vs. New York (NL) on April 19 off Seth Lugo...Became the 10th player in Cardinals history to hit a home run in his first Major League plate appearance...Was the first pinch-hit home run in MLB in a player's first plate appearance in 2019...His rookie season was cut short after getting hit by pitch in back-to-back games at Milwaukee (8/26 by Ray Black & 8/27 by Devin Williams), landing him on the 60-day injured list...Hit three pinch-hit home runs, ranking tied for 6th in Major League Baseball...Smacked a go-ahead grand slam vs. Pittsburgh on Aug. 11) as part of a five RBI game including a triple.

2018

Combined to play a career-high 132 games between Double-A Springfield and Triple-A Memphis in his first full season with the Cardinals organization...Batted .264 with career highs in home runs (27), RBI (88), doubles (23), hits (136), runs (84) and walks (50)...Named to the Texas League Mid-Season and Postseason All-Star Teams...Led all Cardinals Minor League players in home runs and RBI and ranked in runs (11st, 84), hits (4th, 136), triples (15th, 6), doubles (19th, 23), walks (4th, 50) and stolen bases (17, 7th)...Ranked third in Texas League slugging (.487) and third in home runs/at bat ratio (18.29)...Led all Texas League outfielders in fielding percentage (1.000) in 246 total chances while collecting eight outfield assists...Had three multiple home run games with two coming within three days of each other (6/2 vs. San Antonio & 6/5 at NW Arkansas; 7/24 at Tulsa)...Batted .233 (7-for-30) with three RBI in the Pacific Coast League playoffs...Was 3-for-5 with a triple, home run and five RBI in the Triple-A National Championship game vs. Durham (9/18)...Played 20 games for Surprise in the Arizona Fall League batting .262 with a home run, 10 RBI and eight stolen bases...Ranked sixth in the Arizona Fall League in stolen bases and tied for seventh with 14 walks.

2017

Combined to play in 82 games between the Dunedin Blue Jays and Palm Beach Cardinals, batting .252 with four home runs, 41 RBI, 12 doubles and a career-high seven triples...Was traded on July 2 to the Cardinals for International Cap Space...Reported to Palm Beach after playing in 73 games in Dunedin...Started 78 games in the outfield, his first season in which he did not play any games at second base or third base during the season...Ranked tied for fourth in the Florida State League with seven triples and fourth with a career-high 12 outfield assists.

2016

Ranked second on Class-A Lansing with 17 stolen bases and had three games with two stolen bases...Recorded a career-high 19 stolen bases over the course of the season...Hit home runs in five games over eight games (nine days) from June 1-9, including five straight games with an RBI (June 4-9) and three straight games with a home run at Lake County (June 7-9)...Placed on the 7-day disabled list with a right wrist contusion (June 14-Aug. 5) which included a six-game rehab assignment to the Gulf Coast League where he batted .429 (9-for-21).

2015

Began the season with Class-A Short Season Vancouver in the Northwest League and played in 43 games before a promotion sent him to Class-A Lansing of the Midwest League...Played in 52 total games batting .206 with five home runs, 35 RBI and 15 doubles...Hit his first professional grand slam vs. Spokane (July 3) as part of a career-high six RBI game...Started 36 games at second base and six as the designated hitter in Vancouver and eight more at second base in Lansing...Was placed on the 7-day disabled list with right wrist inflammation (Aug. 24-Sept. 24) ending his season.

2014

Combined to play in 52 games between the Gulf Coast League and Appalachian League batting .281 with a home run and 19 RBI...Played in 34 games for the GCL Blue Jays (R) in his first professional season starting 16 games in centerfield, 15 at third base and three as the designated hitter...Was promoted to Bluefield (R) and hit his first professional home run in his first game coming vs. Danville (Aug. 10)...Started games at third base (10), centerfield (4) and left field (2) in Bluefield...Tied for the seventh-longest home on-base streak in the Gulf Coast League reaching safely in 15 straight home contests and posting a .435 on-base percentage during the streak.

PERSONAL

Lane Michael Thomas... Originally drafted by the Toronto Blue Jays in the fifth round (114th overall) of the June, 2014 First-Year Player Draft...Graduated from Bearden (Tenn.) High School and signed his college letter of intent to play at the University of Tennessee, but was drafted and signed.

THOMAS

CAREER TRANSACTIONS
2016 Selected by TOR in fifth round of First-Year Player Draft
2017 Acquired by STL in exchange for other considerations.
2021 Acquired by Washington in exchange for for LHP Jon Lester, July 30.

SIGNED BY
 Nate Murrie (Blue Jays)

CAREER FIELDING

YEAR / POS.	PCT.	G	PO	A	E	TC	DP
2021 / CF	.967	42	83	6	3	92	1
2021 / LF	1.000	12	10	0	0	10	0
2021 / 2B	1.000	2	1	1	0	2	0
CAREER / CF	.975	68	111	7	3	121	2
CAREER / RF	.967	29	28	1	1	30	1
CAREER / LF	1.000	14	10	0	0	10	0
CAREER / 2B	1.000	2	1	1	0	2	0

CAREER BESTS
 SINGLE-GAME HITS..... 3, 8/22/21 at MIL
 SINGLE-GAME RBI..... 5, 8/11/19 vs. PIT
 HITTING STREAK..... 8 games, 8/30-9/6/21
 MULTI-HR GAMES..... None
 CAREER GRAND SLAMS (1)..... 8/11/19 vs. PIT
 CAREER PINCH HOMERS (3)..... 4/19/19 vs. NYM (Lugo)
 8/3/19 at OAK (Wang)
 8/25/19 vs. COL (Shaw)
 CAREER WALK-OFF HOMERS..... None

MASON THOMPSON 71

@mason_thompson22

@MasonThompson22

RHP

BORN / 2022 OPENING DAY AGE

2/20/98 Round Rock, Texas / 24

BATS / THROWS

Right / Right

MLB SERVICE

0.080

HEIGHT / WEIGHT


6'6" / 236

ACQUIRED

Acquired along with INF Jordy Barley from the San Diego Padres in exchange for RHP Daniel Hudson, July 30, 2021

SCHOOL

Round Rock (Texas) High School



THOMPSON CAREER RECORD / UPDATED STATS

YEAR	CLUB	W	L	ERA	G	GS	CG	SHO	SV	IP	H	R	ER	HR	HB	BB	SO	SO/9	WP	BK	BAA
2016	AZL Padres	0	0	2.25	5	5	0	0	0	12.0	8	3	3	0	2	5	12	9.0	2	0	.186
2017	Fort Wayne	2	4	4.67	7	7	0	0	0	27.0	23	17	14	2	1	12	28	9.3	2	0	.237
2018	Fort Wayne	6	8	4.94	22	20	0	0	0	93.0	95	61	51	8	8	37	97	9.4	9	1	.255
2019	AZL Padres 1	0	0	0.00	1	0	0	0	0	1.0	0	0	0	0	0	0	0	0.0	0	0	.000
	AZL Padres 2	0	0	6.75	2	2	0	0	0	4.0	6	4	3	1	0	3	3	6.8	0	0	.353
	Lake Elsinore	0	5	7.66	7	6	0	0	0	22.2	22	21	19	3	3	19	22	8.9	2	0	.253
2020										DID NOT PLAY											
2021	El Paso	3	2	5.74	23	0	0	0	7	26.2	25	18	17	4	0	8	24	8.1	1	0	.245
	San Diego	0	0	3.00	4	0	0	0	0	3.0	4	1	1	0	0	1	2	6.0	2	0	.333
	Washington	1	3	4.15	27	0	0	0	0	21.2	28	14	10	4	1	14	21	8.7	1	0	.308
MINORS TOTALS		22	38	5.18	134	80	0	0	14	372.0	358	248	214	36	28	168	372	9.0	32	2	.248
MLB TOTALS		2	6	4.01	62	0	0	0	0	49.1	64	30	22	8	2	30	46	8.4	6	0	.311

CAREER

Right-handed pitcher made his Major League debut for the Padres in 2021...He was acquired by Washington at the trade deadline on July 30.

2021

Went 4-3 with a 5.34 ERA in 24 games for Triple-A El Paso...Made Major League debut on June 22 at Los Angeles (NL)... In four games with San Diego recorded a 3.00 ERA (1 ER/3.0 IP), four hits, one earned run, one walk and two strikeouts...In 27 games with Washington he went 1-3 with five holds, a 4.15 ERA (10 ER/21.2 IP), 21 strikeouts and 14 walks... Earned his first career win on Aug. 18 vs. Toronto... In his final 11 games of the season went 0-2, with three holds, a 5.06 ERA (3 ER/5.1 IP), nine hits, four walks and six strikeouts...**2021 Pitch Mix:** Sinker (81.4%) Slider (13.6%) 4-Seam (3.9%) Changeup (1.2%)

2020

Did not appear in the Padres' 60-man player pool during the regular season.

2019

Was limited to just 22.1 innings pitched (7.66 ERA) for Low-A Lake Elsinore due to a combacker off his leg.

2018

Posted career highs across the board for Single-A Fort Wayne with six wins, 93.0 IP, 97 strikeouts and a .255 opponent's batting average across 22 appearances (20 starts)...Made 10 starts of at least 5.0 innings with a 5-3 record...Allowed three earned runs-or-fewer in 17 of 20 starts.

2017

Tossed just 27.0 innings (4.67 ERA) for High-A Fort Wayne in 2017 due to a stint on the Injured list from July 28 to September 26.

2016

Made his professional debut in 2016 with the AZL Padres, posting a 2.25 ERA (3 ER/12.0 IP) across five starts.

PERSONAL

Mason Lane Thompson...Graduated from Round Rock (TX) High School...Committed to University fo Texas but signed with San Diego.

AWARDS AND HONORS

- 2021..... Washington's No. 10 prospect, per *Baseball America*
- 2021..... San Diego's No. 17 prospect, per *Baseball America*
- 2018..... Toronto's No. 25 prospect, per *Baseball America*
- 2017..... Toronto's No. 26 prospect, per *Baseball America*



THOMPSON

CAREER TRANSACTIONS

- 2016..... Selected by SDP in third round of First-Year Player Draft.
- 2021..... Acquired by Washington along with INF Jordy Barley in exchange for RHP Daniel Hudson, July 30.

SIGNED BY

Matt Schaffner (Padres)

2019 POSTSEASON NATIONALS PARK NATIONALS IN THE COMMUNITY FRONT OFFICE NATIONALS & OWNERSHIP EXECUTIVES MANAGER & COACHING STAFF PLAYERS 2021 IN REVIEW HISTORY & RECORDS SCOUTING, RESEARCH & PLAYER DEV.





RICHARD URENA 47

@cur_26

@RichardUrena_

INF

BORN / 2022 OPENING DAY AGE 2/26/96 San Francisco de Macoris, DOM/26
BATS / THROWS Switch / Right

MLB SERVICE 0.156
HEIGHT / WEIGHT 6'0" / 195

ACQUIRED
 Signed as a Minor League free agent, Nov. 28, 2021.

URENA CAREER RECORD / UPDATED STATS

YEAR	CLUB	AVG	G	AB	R	H	TR	3B	HR	RBI	SH	SF	HP	BB	SO	SB	CS	OBP	SLG	OPS	F	
2013	DSL Blue Jays	.296	64	243	45	72	98	19	2	1	35	2	1	4	30	43	9	5	.381	.403	.785	18
	GCL Blue Jays	.333	7	27	3	9	11	2	0	0	3	1	0	0	3	6	0	0	.400	.407	.807	3
2014	Bluefield	.318	53	217	35	69	94	15	2	2	20	2	1	0	16	5	4	.363	.433	.796	19	
	Vancouver	.242	9	33	3	8	12	2	1	0	5	0	1	0	3	5	1	0	.297	.364	.661	1
2015	Dunedin	.250	30	124	9	31	39	3	1	1	8	1	0	0	3	26	3	1	.268	.315	.582	3
	Lansing	.266	91	384	62	102	168	13	4	15	58	3	6	2	13	84	5	5	.289	.438	.726	20
2016	Dunedin	.305	97	394	52	120	176	18	7	8	41	6	2	4	25	64	9	6	.351	.447	.797	23
	New Hampshire	.266	30	124	14	33	49	6	5	0	18	1	3	0	4	19	0	2	.282	.395	.678	7
2017	New Hampshire	.247	129	510	44	126	183	36	3	5	60	3	7	1	30	100	0	1	.286	.359	.645	19
	Toronto	.206	21	68	6	14	21	4	0	1	4	1	0	0	6	28	1	0	.270	.309	.579	2
2018	Buffalo	.216	65	250	28	54	86	11	3	5	29	4	2	0	12	48	2	3	.250	.344	.594	4
	Dunedin	.148	7	27	2	4	4	0	0	0	2	0	1	0	1	6	0	0	.172	.148	.321	1
2019	Toronto	.293	40	99	10	29	36	4	0	1	6	2	0	0	7	32	2	1	.340	.364	.703	3
	Buffalo	.274	98	369	43	101	145	18	4	6	52	4	5	1	23	85	3	2	.314	.393	.707	19
2020	Toronto	.243	30	74	4	18	24	6	0	0	4	3	0	1	2	23	0	0	.273	.324	.597	2
	DID NOT PLAY																					
2021	Buffalo	.272	92	324	41	88	142	25	1	9	49	2	4	4	16	81	2	2	.310	.438	.749	5
MINORS TOTALS		.270	772	3026	381	817	1207	168	33	52	380	29	33	16	179	618	39	31	.311	.399	.710	142
MLB TOTALS		.253	91	241	20	61	81	14	0	2	14	6	0	1	15	83	3	1	.300	.336	.636	7

CAREER

Infielder signed a Minor League contract following the 2021 season with an invitation to 2022 Major League Spring Training...Has the ability to play shortstop, second base and third base.

2021

Appeared in 91 games for Triple-A Buffalo, hitting .272 with 24 doubles, one triple, nine homers, 49 RBI, 16 walks, two stolen bases and 41 runs scored...The 24 doubles were third most on the team...On June 15 at Rochester he went 2-for-5 with two homers and five RBI...It marked the first multi-home run game of his career...The five runs batted in were tied on the club for most RBI in a single-game this season.

2020

Claimed off waivers by the Orioles in January... Played in 11 Spring Training games for Baltimore, batting .143 with one home run...Spent the regular season working out at home in San Francisco De Macoris.

2019

Made five separate stints up with the Blue Jays...Hit safely in five straight games to start the season (March 30-April 5)...Tied a career high with a three-hit game on March 31 vs. Detroit...Batted .274 (101-for-369) in 98 games for Triple-A Buffalo with 18 doubles, four triples, six homes and 52 RBI.

2018

Recorded career-highs with 29 hits, 10 runs, six RBI and seven walks...Hit .293 (29-for-99) across 40 games with Toronto, including four doubles and a homer...Among AL rookies with at least 100 plate appearances, ranked fourth in batting average (.293) and seventh in on-base percentage (.340)...Homered in his only at-bat on May 16 at New York (NL), a three-run shot...Made his first career start at third base on Aug. 10 vs. Tampa Bay, since 2014 while with the Class-A (short) Vancouver Canadians...Stole a pair of bases for his first career multi-steal game on Sept. 28 at Tampa Bay... Had three multi-hit games and a pair of three-hit performances in his final eight games of the season while batting .423 (11-for-26) with a trio of walks and a .483 on-base percentage.

AWARDS AND HONORS

- 2018 Toronto's No. 9 prospect, per *Baseball America*
- 2017 Toronto's No. 6 prospect, per *Baseball America*
- 2016 Florida State League All-Star (post-season)
- 2016 MiLB.com Organization All-Star (Toronto)
- 2016 Toronto's No. 4 prospect, per *Baseball America*
- 2015 MiLB.com Organization All-Star (Toronto)
- 2015 Midwest League All-Star (mid-season)
- 2015 Toronto's No. 8 prospect, per *Baseball America*
- 2014 Appalachian League All-Star (post-season)
- 2014 Toronto's No. 24 prospect, per *Baseball America*

2017

Hit .247 over 129 games for Double-A New Hampshire, including a career-high 36 doubles, three triples, five homers and 60 RBI...Was called up with roster expansion on Sept. 1...Made his MLB debut that night in Baltimore, coming in as a replacement at shortstop in the ninth inning...Hit a 12th-inning double in his only at-bat, becoming the first Blue Jay to collect a hit in his first plate appearance since Moises Sierra singled on July 31, 2012 at Seattle...Drew three walks in a game on Sept. 4 at Baltimore, the 16th Toronto rookie to do so...Stole his first base in the 17th inning on Sept. 5 at Boston, his third MLB game (had no steals in 129 games for New Hampshire in 2017)...Recorded first career home run on Sept. 8 vs. Detroit...Hit a walk-off single in the ninth inning on Sept. 12 vs. Baltimore to become the 25th Toronto rookie with a walk-off hit (last: Kevin Pillar on June 9, 2014 vs. MIN)...Went 3-for-5 for his first career three-hit game.

2016

Received an invite to Major League spring training on Jan. 12, 2016 and later reassigned to Minor League camp on March 12...Was assigned to Dunedin Blue Jays to open the 2016 season...Recorded his first career five-hit game on July 9, 2016 which gave him 91 hits on the season, raising his batting average to .292 and tying him with Scott Kingery for first place in the Florida State League...Promoted to the Double-A New Hampshire Fisher Cats on Aug. 3, 2016 and had three hits in his debut that day...On Aug. 10, 2016, hit three triples against the Bowie Baysox which set a Fisher Cats single-game record...Was added to Toronto's 40-man roster following the season to protect him from the Rule 5 Draft.

2015

Recorded 15 home runs in 2015, the most in Class-A Lansing and ranked third in the Midwest League, despite playing in only 91 games (also played 30 games for Advanced-A Dunedin)...Was named a 2015 Midwest League All-Star and went 1-for-2 with a run coming off of the bench in the game.

2014

Recorded a career-high 25-game hitting streak for Rookie-level Bluefield from July 4-August 2, 2014, posting a .361 average (39-for-108) over those contests with a .410 on-base percentage and .920 OPS...Recorded a .318/.363/.433 slash line with 15 doubles, two triples, two home runs, 35 runs scored, 20 RBI and five stolen bases across 53 games...Was named as a 2014 Post-Season All-Star in the Appalachian League after finishing tied for fourth in the league in hits (69), fifth in average (.318), tied for seventh in doubles (15) and tied for ninth in total bases (94).

2013

In his first professional season he hit .300 (81-for-270) with 21 doubles, two triples, one home run, 38 RBI, 33 walks, nine stolen bases and 48 runs scored in 71 games between the DSL Blue Jays and GCL Blue Jays.

PERSONAL

Richard Ureña Castillo.

UREÑA

CAREER TRANSACTIONS
2012 Signed with TOR as a non-drafted free agent, July 3
2020 Claimed off waivers by BAL, Jan. 10
2020 Signed with TOR as a free agent, Dec. 18
2021 Signed with Washington as a free agent, Nov. 28

SIGNED BY
 Sandy Rosario (Blue Jays)

CAREER FIELDING

YEAR / POS.	PCT.	G	PO	A	E	TC	DP
CAREER / SS	1.000	27	27	28	0	55	4
CAREER / 2B	1.000	23	24	37	0	61	4
CAREER / 3B	.938	9	4	11	1	16	3
CAREER / LF	1.000	1	1	0	0	1	0
CAREER / P	1.000	1	0	1	0	1	0

CAREER BESTS
 SINGLE-GAME HITS 3, 4x, last: 3/32/19 vs. DET
 SINGLE-GAME RBI 3, 5/16/18 at NYM
 HITTING STREAK 6 games, 2x, last: 9/30/18-4/5/19
 MULTI-HR GAMES None
 CAREER GRAND SLAMS None
 CAREER PINCH HOMERS None
 CAREER WALK-OFF HOMERS None

AUSTIN VOTH 50

2019 POSTSEASON NATIONALS PARK NATIONALS IN THE COMMUNITY FRONT OFFICE NATIONALS & OWNERSHIP EXECUTIVES MANAGER & COACHING STAFF PLAYERS 2021 IN REVIEW HISTORY & RECORDS SCOUTING, RESEARCH & PLAYER DEV. MEDIA



@avoth_50

@AustinVoth31

RHP

BORN / 2022 OPENING DAY AGE 6/26/92 Redmond, Wash. / 29
BATS / THROWS Right / Right

MLB SERVICE 1.127
HEIGHT / WEIGHT 6'2" / 215

ACQUIRED
 Selected in the fifth round of the 2013 First-Year Player Draft.

SCHOOL
 University of Washington

VOTH CAREER RECORD / UPDATED STATS

YEAR	CLUB	W	L	ERA	G	GS	CG	SHO	SV	IP	H	R	ER	HR	HB	BB	SO	SO/9	WP	BK	BAA
2013	GCL Nationals	0	0	0.00	2	2	0	0	0	5.0	4	0	0	0	0	0	4	7.2	0	0	.235
	Auburn	2	0	1.47	7	7	0	0	0	30.2	21	6	5	0	1	4	42	12.3	2	0	.193
	Hagerstown	1	0	3.38	2	2	0	0	0	10.2	8	4	4	0	0	2	9	7.6	2	0	.195
2014	Hagerstown	4	3	2.45	13	13	0	0	0	69.2	51	25	19	1	2	22	74	9.6	3	1	.206
	Potomac	2	1	1.43	6	6	0	0	0	37.2	16	6	6	2	0	7	40	9.6	0	0	.126
	Harrisburg	1	3	6.52	5	5	0	0	0	19.1	22	14	14	4	1	9	19	8.8	1	0	.286
2015	Harrisburg	6	7	2.92	28	27	0	0	0	157.1	134	60	51	10	5	40	148	8.5	4	0	.230
	Syracuse	7	9	3.15	27	25	0	0	0	157.0	138	63	55	11	3	57	133	7.6	7	0	.232
2017	Syracuse	1	7	6.38	13	13	1	0	0	66.1	85	50	47	12	0	34	42	5.7	7	0	.310
	Auburn	0	1	13.50	1	1	0	0	0	2.0	4	3	3	0	0	1	2	9.0	0	0	.400
	Harrisburg	3	4	5.13	10	10	0	0	0	54.1	63	34	31	8	2	13	44	7.3	2	0	.288
2018	Syracuse	6	8	4.37	24	24	0	0	0	125.2	119	68	61	13	5	40	117	8.4	1	0	.247
	Washington	1	1	6.57	4	2	0	0	0	12.1	12	9	9	3	0	6	11	8.0	1	0	.255
	Fresno	3	5	4.40	12	12	0	0	0	61.1	68	34	30	7	1	15	68	10.0	6	0	.272
2019	Washington	2	1	3.30	9	8	0	0	0	43.2	33	16	16	5	3	13	44	9.1	0	0	.213
	Harrisburg*	1	1	4.76	3	3	0	0	0	11.1	11	6	6	1	2	2	11	8.7	2	0	.275
	GCL Nationals*	0	0	0.00	1	1	0	0	0	2.0	1	0	0	0	0	0	1	4.5	0	0	.143
2020	Washington	2	5	6.34	11	11	1	0	0	49.2	57	36	35	14	4	18	44	8.0	1	0	.281
	Washington	4	1	5.34	49	1	0	0	0	57.2	57	35	34	10	1	28	59	9.3	1	0	.266
2021	Washington	0	0	0.00	2	2	0	0	0	3	2	0	0	0	0	1	4	12.0	0	0	.167
	Rochester	0	0	0.00	2	2	0	0	0	3	2	0	0	0	0	1	4	12.0	0	0	.167
MINORS TOTALS		37	49	3.67	156	153	1	0	0	813.1	747	373	332	69	22	247	758	8	37	1	.242
MLB TOTALS		9	8	5.19	73	22	1	0	0	163	159	96	94	32	8	65	158	8.7	3	0	.257

* - Rehab Assignment

CAREER

Washington's fifth round pick in the 2013 First-Year Player Draft...Washington's 2015 Minor League Pitcher of the Year...Made his MLB debut in 2018.

2021

Recorded career-highs in games (49) and wins (4)...On May 26 came in long relief to earn his first win of the season after throwing 2.0...scoreless innings, allowing two hits while striking out one batter...Earned his second win of the season on June 2 after tossing 3.0 innings of relief...Suffered a fractured nose in his only start of the season on June 6 in Philadelphia...In final 10 games of the season, he went 1-0 with a 1.93 ERA (2 ER/9.1 IP), three holds, seven hits, six walks, 11 strikeouts and a .206 opposing batter's average (7-for-34)...Tossed scoreless relief in 33 of 49 games... **2021 Pitch Mix:** 4-Seam (59.9%) Curveball (26.5%) Cutter (13.3%) Split Finger (0.3%).

2020

Made a career-high 11 starts in his third Major League season...Capped 2020 by going 2-0 with a 3.80 ERA (9 ER/21.1 IP) with 21 strikeouts and six walks across his final four starts of the season...Tossed his first career complete game, Sept. 22 vs. Philadelphia (7.0 IP, 3 H, ER, BB, 7 SO)...Matched a career-high with seven strikeouts in that outing... Posted a 4.80 ERA, 1.07 WHIP and .217 opponents batting average in six starts at Nationals Park...**2020 Pitch Mix:** Four Seamer (61%), Curve (23.5%), Cutter (12.4%), Split Finger (3.1%).

2019

Opened the season with Triple-A Fresno before being recalled to the Nationals on four occasions...Made a career-high eight Major League starts... Allowed two earned runs or fewer in six of those eight starts...Made one relief appearance Sept. 2 vs. New York Mets (2.1 IP, 2 H, 4 SO)...Went 1-1 with a 2.35 ERA (6 ER/23.0 IP), 24 strikeouts, seven walks and a .184 opp. AVG (14-for-76) in five games (4 starts) in the month of September...On the season, right-handed batters hit .165 (13-for-79) with 30 strikeouts and five walks against him... Went 4-6 with a 4.34 ERA and 80 strikeouts in 16 starts between Triple-A Fresno, Double-A Harrisburg and the GCL Nationals...Started the Minor League season with a 1.20 ERA (2 ER/15.0 IP), 21 strikeouts and two walks in his first three starts.

AWARDS AND HONORS

- 2019 World Series Champion (WSH)
- 2018 Washington's No. 26 prospect, per *Baseball America*
- 2017 Washington's No. 10 prospect, per *Baseball America*
- 2016 Washington's No. 9 prospect, per *Baseball America*
- 2015 Washington's Minor League Pitcher of the Year
- 2015 Eastern League Pitcher of the Week (Sept. 7)
- 2015 Eastern League All-Star (mid-season)
- 2015 Washington's No. 11 prospect, per *Baseball America*
- 2014 Carolina League Pitcher of the Week (July 21)
- 2014 Carolina League Pitcher of the Week (July 14)
- 2014 South Atlantic League All-Star (mid-season)
- 2014 Washington's No. 14 prospect, per *Baseball America*

2018

Enjoyed five stints with the Nationals...Made his Major League debut on July 14 at New York (NL)...Earned the start by pitching to a 1.62 ERA (6 ER/33.1 IP) while going 1-2 in his last five Minor League starts prior to that...Returned to the Nationals for the remainder of the season on Sept. 4... Appeared out of the bullpen on Sept. 14 at Atlanta...In his final start of the season, tossed 5.0 shutout innings on Sept. 22 vs. New York (NL)...Allowed just one hit while striking out five batters...Went 6-8 with a 4.37 ERA in 24 starts for Triple-A Syracuse...He struck out 117 batters, fourth-most among Nationals farmhands and tied for sixth-most in the International League...Over his last five starts, he went 2-0 with a 3.16 ERA (11 ER/31.1 IP) and held opposing batters to a .195 average (22-for-113).

2017

Went 4-12 with a 5.94 ERA in 24 starts between three levels of Washington's system.

2016

Advanced to Triple-A Syracuse for the first time in his career...Ranked third in the International League and third in Washington's system with a 3.15 ERA...His 133 strikeouts were tied for the most among Nationals farmhands and tied for fifth in the International League...Also ranked among qualified International League pitchers in fewest hits per nine innings (1st, 7.91), fewest home runs per nine innings (3rd, 0.63), strikeouts per nine innings (3rd, 7.62) and walks/hits per innings pitched (5th, 1.24)...Matched a career-high with seven wins.

2015

Named Washington's Minor League Pitcher of the Year after leading all Nationals farmhands with 148 strikeouts and ranking third in the organization with a 2.92 ERA...His 148 strikeouts ranked second in all of Double-A and were tied for ninth in all of Minor League Baseball...He led the Eastern League in strikeouts (148), strikeouts per nine innings (8.47) and strikeout-to-walk ratio (3.70)...He also ranked among league leaders in hits per nine innings (2nd, 7.67), WHIP (5th, 1.11), home runs per nine innings (5th, 0.57), and ERA (8th, 2.92).

2014

Went a combined 7-7 with a 2.77 ERA in 24 starts between three levels of the Nationals' chain...Led all Nationals Minor Leaguers with 133 strikeouts and his 2.77 ERA was good for second in the system...Garnered Carolina League Pitcher of the Week honors in back-to-back weeks (7/14 and 7/21)... Was named a South Atlantic League mid-season All-Star after going 4-3 with a 2.45 ERA for Hagerstown.

2013

Power right-hander saw action at three levels of the Nationals' Minor League system following his selection in the draft...Struck out at least 10 batters in his final two starts for Auburn before his promotion to Single-A Hagerstown.

PERSONAL

Austin Lee Voth...Pronounced like "both"...Graduated from Kentwood (Wash.) High School and attended the University of Washington...Was the No. 1 starter for the Huskies in 2013...Went 7-6 with a 2.99 ERA in 15 starts...Ranked second in the Pac-12 with 98 strikeouts, behind Stanford's Mark Appel, and seventh-most in school history...Is married to wife, Liz.

VOTH	CAREER TRANSACTIONS	CAREER BESTS
	2013Selected by Washington in fifth round of First-Year Player Draft. SIGNED BY Fred Costello (Nationals)	LONGEST START.....7.0 IP, 9/22/20 vs. PHI WINNING STREAK.....N/A MOST SINGLE-GAME K'S.....7, 2x, last: 9/22/20 vs. PHI CAREER 10-K GAMES.....None HOME RUNS HIT.....None



JORDAN WEEMS 51

@jordanweems

RHP

BORN / 2022 OPENING DAY AGE

11/7/92 Columbus, Ga. / 29

BATS / THROWS

Left / Right

MLB SERVICE

1.031

HEIGHT / WEIGHT

6'4" / 209

ACQUIRED

Signed as a Minor League free agent, Feb. 27, 2022.

SCHOOL

Columbus (Ga.) High School

WEEMS CAREER RECORD / UPDATED STATS

YEAR	CLUB	W	L	ERA	G	GS	CG	SHO	SV	IP	H	R	ER	HR	HB	BB	SO	SO/9	WP	BK	BAA
2011	GCL Red Sox									0	0	0	0	0	0	0	0	0	0	0	0
2012	Greenville									0	0	0	0	0	0	0	0	0	0	0	0
2013	Greenville									0	0	0	0	0	0	0	0	0	0	0	0
2014	Greenville									0	0	0	0	0	0	0	0	0	0	0	0
2015	Salem									0	0	0	0	0	0	0	0	0	0	0	0
2016	Portland									0	0	0	0	0	0	0	0	0	0	0	0
2016	GCL Red Sox	1	0	1.06	8	0	0	0	0	17.0	6	2	2	0	1	4	10	5.3	1	0	.115
	Lowell	2	0	6.32	11	0	0	0	1	15.2	19	12	11	2	0	8	20	11.5	7	0	.302
2017	Salem	6	2	4.93	19	1	0	0	1	42.0	38	28	23	5	4	22	36	7.7	7	0	.250
	Greenville	0	0	0.93	4	0	0	0	0	9.2	6	1	1	0	0	3	10	9.3	2	0	.176
	GCL Red Sox	0	0	0.00	1	0	0	0	0	1.0	2	0	0	0	0	0	0	0.0	0	0	.500
2018	Salem	0	0	0.68	7	0	0	0	0	13.2	3	1	1	0	0	8	17	11.5	1	0	.073
	Pawtucket	0	0	5.40	2	0	0	0	0	3.2	3	2	2	1	0	4	1	2.7	0	0	.250
	Portland	4	3	4.04	34	0	0	0	5	42.2	44	28	19	3	3	22	45	9.6	4	0	.275
2019	Pawtucket	0	1	6.17	8	1	0	0	0	11.2	14	9	8	1	0	6	14	10.8	3	0	.326
	Portland	0	2	3.89	33	0	0	0	8	44.0	40	23	19	1	1	27	55	11.3	4	0	.244
2020	Oakland	0	0	3.21	9	0	0	0	0	14.0	10	5	5	1	0	7	18	11.6	2	0	.200
2021	Arizona	0	1	47.25	2	0	0	0	0	1.2	4	7	7	1	1	3	3	20.3	1	0	.500
	Oakland	0	0	6.23	5	0	0	0	0	4.2	2	3	3	1	0	3	4	8.3	0	0	.133
	Las Vegas	0	2	7.36	15	0	0	0	1	14.2	17	12	12	6	2	6	17	10.4	1	0	.293
	Reno	1	1	7.24	15	0	0	0	0	13.2	15	11	11	3	0	8	9	5.9	0	0	.294
MINORS TOTALS		14	11	4.30	157	2	0	0	16	229.1	207	129	109	22	11	118	234	9.2	30	0	.248
MLB TOTALS		0	1	6.86	16	0	0	0	0	21.2	16	15	15	3	1	13	25	11.4	3	0	.219

2020 POSTSEASON

RD.	CLUB, OPP.	W	L	ERA	G	GS	CG	SHO	GF	SV	IP	H	R	ER	HR	HB	BB	SO	WP	BK	BAA
ALDS	OAK vs. HOU	0	0	INF	1	0	0	0	0	0	0.0	2	2	2	0	0	1	0	0	0	1.000
TOTALS		0	0	INF	1	0	0	0	0	0	0.0	2	2	2	0	0	1	0	0	0	1.000

CAREER

Was originally selected by Boston in the third round of the 2011 First-Year Player Draft as a catcher but made his Major League debut with Oakland in 2020 as a pitcher... Logged a 3.21 ERA (5 ER/14.0 IP) in nine relief appearances with the A's in his debut season...Had a .207 career average with three home runs and 81 RBI in 305 games over five and a half seasons when he transitioned to a pitcher midway through the 2016 season...Is 14-8 with 11 saves and a 4.30 ERA (109 ER/228.1 IP) in 157 career Minor League appearances, including two starts, as a pitcher...Has 234 strikeouts in 229.1 innings (9.2 Strikeouts per 9.0 innings).

2021

Began the season in Oakland's system starting in Triple-A Las Vegas...Pitched in five games with Oakland posting a 6.23 ERA...Was Designated for Assignment on July 3, 2021 and signed by Arizona two days later on July 5...Made first Diamondbacks appearance on July 8, taking a loss against Colorado...Second and final appearance with Arizona on July 10...Allowed five runs on three hits with two walks...Lone out came via a strikeout... Optioned to Triple-A Reno on July 12 and would not return to the Major Leagues...Appeared in 15 games posting a 1-1 record with a 7.24 ERA (11 ER/13.2 IP)... **2021 Pitch Mix:** 4-Seam Fastball (59.7%) Slider (29.9%) Changeup (9.7%) Curveball (0.7%)

AWARDS AND HONORS

2021..... Oakland's No. 15 prospect, per *Baseball America*

2020

The former catcher made his Major League debut with Oakland in 2020 in his 10th professional season...The non-roster invitee made the A's Opening Day roster and made his debut July 28 against Colorado when he allowed two runs on four hits in 3.0 innings...Struck out the first batter he faced (Story) but then allowed two runs on four consecutive hits before retiring each of the final eight batters he faced...Compiled a 3.21 ERA (5 ER/14.0 IP) and .200 opponents' batting average (10-for-50) in nine relief appearances over two stints with the A's...Struck out 18 batters in 14.0 innings (11.57 Strikeouts per nine innings) but issued seven walks (4.50 Walks per 9.0 innings)... Yielded a .133 average (2-for-15) with two outs and opponents were 0-for-6 with runners in scoring position and two outs...Tossed at least one inning in each of his nine appearances...Was on the Taxi Squad for the AL Wild Card against Chicago (AL) but was added to the A's roster for the ALDS against Houston...Made one appearance in Game 1 and did not retire any of the three batters he faced to start the ninth inning...Issued a walk and allowed two singles...He was charged with two runs in the A's 10-5 loss at Dodger Stadium.

2019

Spent most of the season at Double-A Portland where he was 0-2 with eight saves and a 3.89 ERA (19 ER/44.0 IP) in 33 relief appearances...Also posted a 6.17 ERA (8 ER/11.2 IP) in eight games during a one month stint with Triple-A Pawtucket...Tied for sixth in the Red Sox farm system in saves and ranked ninth in games pitched...Posted a 5.29 ERA (20 ER/34.0 IP) in 26 games before the All-Star Break, a 2.91 ERA (7 ER/21.1 IP) in 15 games after the break...Tossed at least one inning in 36 of his 41 appearances, including two or more 13 times...Did not allow a run in seven of his first eight games in May...Started the Triple-A portion of his campaign with two scoreless outings and had an 8.2-inning scoreless streak from June 8-24

2018

Began the season with Single-A Salem before advancing to Double-A Portland and making two appearances with Triple-A Pawtucket...Posted a career-low 3.36 ERA (22 ER/59.0 IP) in a career-high 43 relief appearances...Named Red Sox Minor League Relief Pitcher of the Month for April... Allowed just one earned run on three hits in 13.1 innings with Salem (0.68 ERA)...was promoted to Portland on May 4...Earned a win on July 4 at Hartford and saves in each of his next three appearances from July 6-14...Made appearances for the PawSox on July 29 vs. Charlotte and Sept. 3 vs. Scranton/Wilkes-Barre

2017

Went 6-2 with a 4.10 ERA (24 ER/52.2 IP) in 24 appearances, with one start, in his first full season as a pitcher...Was placed on the Injured List July 16 with a strained left oblique...Spent the rest of the season on the Injured List with the exception of a one-game rehab assignment with the Gulf Coast League Red Sox

2016

Began the season as a first baseman for Double-A Portland but transitioned to the mound...In 19 relief appearances, went 3-0 with a 3.58 ERA (13 ER/32.2 IP) and a .217 opponent batting average (25-for-115)

2015

Threw out 14-of-71 (19.7%) attempted base stealers in 45 games as a catcher...Was on the Injured List from May 2 to June 13 with a strained left quadriceps

2014

Was batting a combined .220 (54-for-245) in 74 games with Low-A Greenville and High-A Salem when he was placed on the Injured List Aug. 6 with a strained left quadriceps...Missed the remainder of the season

2013

Had a .204 average (41-for-201) in 61 games with Single-A Greenville before going on the Injured List July 26 with a left thumb strain...Missed the remainder of the season

2012

Batted .201 (60-for-298) with 29 RBI in 86 games in his first full season with Single-A Greenville...Added 44 walks for a .308 on-base percentage

2011

Made his professional debut with the Red Sox affiliate in the Gulf Coast Rookie League and hit .182 (8-for-44) in 14 games...Added seven walks for a .308 on-base percentage

PERSONAL

Jordan Blake Weems hit .443 in 39 games for Columbus (Ga.) High School in 2011...Led his team to a second consecutive Georgia High School Association Class AAA State Championship in 2011...His father, Rick, was a Minor League catcher in the St. Louis organization from 1980-82

WEEMS

CAREER TRANSACTIONS

- 2011 Selected by BOS in third round of First-Year Player Draft.
- 2019 Signed with OAK as a Minor League free agent, Dec. 3.
- 2021 Claimed off waivers by ARI on July 5
- 2022 Signed by Washington as a Minor League free agent, Feb. 27

SIGNED BY

Tim Hyers (Red Sox)

ANDREW YOUNG 27

@a_y15

@AndyYoung15

INF

BORN / 2022 OPENING DAY AGE

5/10/94 West Fargo, N.D. / 27

BATS / THROWS

Right / Right

MLB SERVICE

0.162

HEIGHT / WEIGHT

6'0" / 196

ACQUIRED

Selected in the Minor League phase of the the 2021 Rule 5 Draft.

SCHOOL

Indiana State University

YOUNG CAREER RECORD / UPDATED STATS **BASEBALL REFERENCE**

YFAR	CLUB	AVG	G	AB	R	H	TR	7B	3B	HR	RBI	SH	SF	HP	BB	SO	SB	CS	OBP	SLG	OPS	F
2016	GCL Cardinals	.323	11	31	7	10	14	2	1	0	5	1	0	4	7	3	0	0	.500	.452	.952	1
	State College	.261	42	161	26	42	64	3	5	3	19	2	3	6	10	44	3	0	.322	.398	.720	6
2017	Palm Beach	.269	57	197	24	53	78	10	0	5	20	1	4	10	10	49	3	0	.330	.396	.726	4
	Peoria	.284	58	211	31	60	115	11	4	12	38	1	0	10	22	54	5	2	.379	.545	.924	2
	Springfield	.667	2	3	2	2	2	0	0	0	1	0	0	1	1	1	0	0	.800	.667	1.467	0
2018	Palm Beach	.276	84	297	43	82	132	10	2	12	34	2	4	17	31	59	4	0	.372	.444	.817	6
	Springfield	.319	35	135	18	43	75	3	1	9	24	0	0	10	7	26	0	2	.395	.556	.950	1
2019	Jackson	.260	65	223	36	58	101	15	2	8	28	1	2	19	18	53	1	1	.363	.453	.816	5
	Reno	.280	68	239	53	67	146	10	3	21	53	1	1	12	24	68	2	2	.373	.611	.984	7
2020	Arizona	.192	12	26	3	5	10	2	0	1	4	0	0	3	5	10	0	0	.382	.385	.767	3
2021	Arizona	.209	58	91	13	19	44	7	0	6	15	0	1	6	6	45	0	0	.298	.484	.782	4
	Reno	.304	48	194	43	59	116	20	2	11	41	0	2	8	20	78	2	0	.388	.598	.986	3
MINORS TOTALS		.281	470	1691	283	476	843	84	20	81	263	9	16	97	150	435	20	7	.370	.499	.869	35
MLB TOTALS		.205	70	117	16	24	54	9	0	7	19	0	1	9	11	55	0	0	.319	.462	.780	7

CAREER

Infielder made his Major League debut in 2020...Was in Arizona's system before being selected by Washington in the Minor League 2021 Rule 5 Draft.

2021

Hit .209 with seven doubles, six homers and 15 RBI in 58 games in his second season with Arizona...Appeared in 21 games (16 starts) at second base, third base (2 G) and left field (1 G)...13 of his 19 hits went for extra bases (7 doubles and 6 home runs)... Batted .233 (7-for-30) with a .961 OPS with two doubles, three homers and six RBI

as a pinch-hitter...His .961 OPS was third best among all pinch hitters (fourth best in club history), while his three pinch-hit home runs were tied for third most in the Majors (tied for third in club history) [min. 30 PA]...Began the season with all four of his hits going for home runs...Recorded first career grand slam on April 15 at Washington...His home run on April 20 at Cincinnati had an exit velocity of 115.9 mph, the hardest by a D-back in the Statcast Era (since 2015)...Hit .304 with 20 doubles, two triples, 11 home runs and 41 RBI in 48 games with Triple-A Reno.

2020

Played in 12 games in his first season with Arizona, hitting .192 (5-for-26) with two doubles, one home run and four RBI...Made his Major League debut on Aug. 1 vs. Los Angeles (NL) as a defensive replacement at second base...Collected his first hit (double off Bryan Abreu) on Aug. 4 vs. Houston...Batted leadoff on Aug. 11 at Colorado, the first D-backs rookie to do so within their first six career games since Adam Eaton in Sept. 2012... Underwent right hamate hook excision surgery on Sept. 15.

2019

Recorded a .271/.368/.535 slash line with 25 doubles, five triples, 29 home runs and 81 RBI in 133 games with Double-A Jackson and Triple-A Reno... Recorded eight homers and 28 RBI in 65 games with Jackson and 21 homers and 53 RBI in 68 games with Reno.

2018

Hit .289 with 13 doubles, three triples, 21 homers and 58 RBI in 119 games with Single-A Adv. Palm Beach and Double-A Springfield...Named to the Florida State League mid-season All-Star Team and participated in the Home Run Derby...Earned Texas League Player of the Week honors for July 23-29...Appeared in two games with Triple-A Memphis in the 2018 playoffs and turned the game-ending double play in a 14-4 win in the Triple-A Championship vs. Durham.

AWARDS AND HONORS

- 2019 MilB.com Organization All-Star (Arizona)
- 2018 Florida State League All-Star (post-season)
- 2018 Florida State League All-Star (mid-season)
- 2018 Texas League Player of the Week (July 29)
- 2017 Midwest League All-Star (mid-season)
- 2017 MilB.com Organization All-Star (St. Louis)

2019 POSTSEASON NATIONALS PARK FRONT OFFICE NATIONALS IN THE COMMUNITY & OWNERSHIP EXECUTIVES MANAGER & COACHING STAFF PLAYERS 2021 IN REVIEW HISTORY & RECORDS SCOUTING, RESEARCH & PLAYER DEV. MEDIA

2017

Played in three levels of the Cardinals' organization and recorded a .278/.359/.471 slash line with 17 home runs and 59 RBI in 117 games with Single-A Peoria (58 G), Single-A Adv. Palm Beach (57 G) and Double-A Springfield (2 G)...Named to the Midwest League midseason All-Star Team.

2016

In his first professional season, he went 52-for-192 (.271) with a .356 on-base percentage and a .406 slugging percentage in 53 games between the GCL Cardinals and Class A (short season) State College.

PERSONAL

Andrew Jacob Young...A 2012 graduate of West Fargo (N.D.) High School...Was named North Dakota's Gatorade Baseball Player of the Year as a senior...Attended Jamestown (N.D.) College (2013), Neosho County Community College in Chanute, Kan. (2014) and Indiana State University (2015-16).

YOUNG

CAREER TRANSACTIONS

2017 Selected by STL in the 37th round of the First-Year Player Draft.
2018 Traded to ARI with RHP Luke Weaver, C Carson Kelly and a competitive balance draft pick for INF Paul Goldschmidt, Dec. 5.
2021 Selected by Washington in the Rule 5 Draft, Dec. 8.

SIGNED BY

Jason Bryans (Cardinals)

CAREER FIELDING

YEAR / POS.	PCT.	G	PO	A	E	TC	DP
2021 / 2B	.969	21	33	30	2	65	6
2021 / 3B	.000	2	0	0	1	1	0
2021 / LF	.500	1	1	0	1	2	0
CAREER / 2B	.973	25	38	35	2	75	9
CAREER / 3B	.000	5	0	0	4	4	0
CAREER / LF	.500	2	1	0	1	2	0

CAREER BESTS

SINGLE-GAME HITS 2, 3x, last: 9/4/21 vs. SEA
 SINGLE-GAME RBI 4, 4/15/21 at WAS
 HITTING STREAK 3 games, 7/24/21-7/27/21
 MULTI-HR GAMES None
 CAREER GRAND SLAMS (1) 4/15/21 at WAS (Corbin)
 CAREER PINCH HOMERS (3) 5/1/21 vs. COL (Gomber)
 5/12/21 vs. MIA (Poteet)
 7/24/21 at CHI (Brothers)
 CAREER WALK-OFF HOMERS None

NATIONALS MEDICAL TEAM



Dr. Robin West



Harvey Sharman



Dennis Cullen, MD



Bruce Thomas, MD

DR. ROBIN WEST

Lead Team Physician

West is a board-certified orthopedic and sports medicine surgeon. As President of Inova's Musculoskeletal Service Line and Chairman of Inova Sports Medicine, West directs the clinical, strategic, administrative and academic affairs of the world-class, comprehensive programs. West previously served as a team physician for the Pittsburgh Steelers, University of Pittsburgh and Carnegie Mellon University. She is a Professor of Medical Education at UVA School of Medicine, an Associate Professor at Georgetown University Medical Center and the Uniformed Services University of the Health Sciences. West serves or has served on the board of directors of the NFL Team Physician's Society, the NFL Combine Medical Committee, the American Orthopedic Society for Sports Medicine (AOSSM) and the editorial board of Orthopedics Today. She is an active member in the NFL and MLB Physicians' Societies, American Academy of Orthopedic Surgeons (AAOS), Arthroscopy Association of North America (AANA), and AOSSM. A native of Southern California, West is an outdoors enthusiast and lives in Northern Virginia with her husband, daughters and two dogs.

HARVEY SHARMAN

Executive Director, Medical Services

Sharman, a physiotherapist, enters his sixth season with the Nationals. Sharman came to Washington after 15 years with the Leeds United Football Club in the UK, the final eight as the organization's Director of Sports Medicine/Science. Sharman began with Leeds as an assistant physiotherapist, but evolved into the head of the organization's medical department. During his time with Leeds, Sharman focused on movement dysfunction, and, subsequently, the development of injury-prevention strategies. With Leeds, Sharman oversaw an injury reduction of over 50 percent, including a significant drop in soft-tissue injuries (muscular/ligament/tendon injuries).

DENNIS CULLEN, MD

Team Physician & Head Internist

Entering his 16th season as the Washington Nationals Team Physician and Head Internist, Dr. Dennis Cullen is a native Washingtonian who attended Georgetown Prep and Bucknell University. He is a graduate of Georgetown University Medical School and did his post-graduate medical training in Internal Medicine at Dartmouth/Mary Hitchcock Medical Center and Georgetown University Medical Center. Cullen is Board Certified in Internal Medicine. He served as Chief Medical Officer of the Drug Enforcement Administration and subsequently enjoyed a four-year tenure with the National Health Service in rural West Virginia. He is currently in Private Practice in Bethesda, Md. where he practices with his brother and son — Dr. Edward T. Cullen and Dr. Conor Cullen — and Dr. Charles Umosella. Dr. Cullen maintain active privileges at Sibley Memorial Hospital in Washington, DC.

BRUCE THOMAS, MD


Team Physician, Minor League & Florida Operations

Dr. Bruce Thomas enters his 18th season with the Washington Nationals. Thomas joined the franchise when hired by the Montreal Expos in 2003 after spending the previous nine years with the Florida Marlins, where he earned a World Series ring in 1997. A board-certified physician in both Sports Medicine and Family Practice, he has served in various roles for Major League Baseball, including the 2006 and 2009 World Baseball Classics. In November of 2012, Thomas worked as the MLB Venue Physician for the WBC Qualifier in Taiwan. Thomas is also the Medical Director of the Ladies Professional Golf Association (LPGA). Thomas is a graduate of Tulane University, where he lettered in baseball for the Green Wave.


NATIONALS MEDICAL TEAM



Paul Lessard



Dale Gilbert



Jon Kotredes

PAUL LESSARD

Director, Athletic Training

Lessard returns to the Nationals for his seventh season, entering his 25th year of experience as a Head Athletic Trainer in the Major Leagues. Washington is Lessard's fourth Major League organization, having worked with the Arizona Diamondbacks (1998-2005), and Boston Red Sox (2006-2009), in addition to the Cincinnati Reds (2010-2015). He has been selected to represent the National League at the MLB All-Star game three times (2012, 2015, 2018). Lessard, a 1986 graduate of Northeastern University, spent 10 years as an Athletic Trainer for Boston University (1988-94) and the College of Holy Cross (1994-97). Before he was hired by BU, he spent two summers as Assistant Athletic Trainer for the NFL's Atlanta Falcons (1985-86) and two seasons with the New York Yankees' Class-A Ft. Lauderdale affiliate (1987-88). Lessard, and his Wife Lisa, reside in Charlotte, NC. They have three daughters: Nicole, Grace, and Anne, and their granddaughter Natalie.

DALE GILBERT

Head Athletic Trainer


Gilbert enters his seventh season with the Nationals as an Athletic Trainer. Gilbert came to D.C. after five seasons with the Texas Rangers, the final four as the club's medical coordinator. Gilbert originally joined the Rangers as the organization's rehab coordinator in 2011. Before heading to Texas, Gilbert spent eight seasons with the Kansas City Royals (2003-10), where he held the positions of athletic trainer, medical coordinator and rehab coordinator. Gilbert spent six seasons (1997-2002) working as an athletic trainer in the Arizona Diamondbacks organization before joining the Royals. The Montana native earned his degree in exercise science and physical education, with a minor in Spanish, from Arizona State University. Gilbert resides in Burke, Va. with his wife, Susan, and their daughter, Kiley.

JON KOTREDES


Assistant Athletic Trainer

Kotredes enters his first season as Assistant Athletic Trainer...He moved to his current role after spending the previous eight seasons as a trainer as the Minor League Medical Coordinator...2022 marks his 14th season with the Washington Nationals...Spent the 2013 with Double-A Harrisburg, 2011 and 2012 seasons with Single-A Hagerstown and worked the 2009-10 seasons with the Rookie-Level GCL Nationals...Prior to joining the Nationals, he spent three years (2006-08) with San Francisco's organization, all with the Salem-Keizer Volcanoes of the short-season Northwest League...He graduated from the University of Maine in 2005 with a degree in Kinesiology and Physical Education.


NATIONALS MEDICAL TEAM



Brett Henry



Tony Rogowski



Patrick Panico

BRETT HENRY

Head Strength & Conditioning Coach

Henry is in his 13th season in the Nationals organization, his first as Head Strength and Conditioning Coach at the Major League level. The previous five seasons (2017-2021), Henry served as the Major League assistant strength and conditioning coach. Prior to that, Henry served as an affiliate strength and conditioning coach in player development for four seasons at AAA Syracuse (2013-2016), preceded by one-year stints at A+ Potomac (2012), AA Harrisburg (2011) and Short-Season Vermont (2010). Henry is a Certified Strength and Conditioning Specialist through the NSCA and holds various other professional certifications. A graduate of Corvallis High School in Corvallis, MT, Henry played two years of collegiate baseball at Spokane Falls Community College. He finished his undergraduate studies at Washington State University where he graduated Magna Cum Laude with a Bachelor of Science degree in Exercise Science. Henry also earned a Masters Degree in Athletes Performance and Injury Prevention from California University of Pennsylvania. Henry resides at his home in Orlando Fla, with his wife, Darlene and son, Corbin.

TONY ROGOWSKI

Assistant Major League Strength & Conditioning Coach







Rogowski is entering his 13th season with the Washington Nationals' organization, his first as Strength and Conditioning Coach at the Major League level...Rogowski enjoyed two stints (2010, 2012-16) as the strength and conditioning coach of the Double-A Harrisburg Senators... He spent the 2011 season with the Single-A Potomac Nationals...Rogowski joined the organization in February 2010 after two seasons (2008-09) as a player in the independent Continental Baseball League and the independent Arizona League...Rogowski graduated from the University of Alabama - Huntsville in 2009 where he was a member of the baseball team and a student assistant coach...He earned a master's degree from California University of Pennsylvania in 2013...Rogowski, his wife, Nicole, and son, Anthony Michael, reside in Loxahatchee, Fla.

PATRICK PANICO

Corrective Exercise Specialist

Patrick returns for his seventh season in the role of Corrective Exercise Specialist and has been with the Nationals since the start of the 2013 season. He has worked as a massage therapist/strength coach for over 25 years. He is the founder of SPORTSFITNYC Integrated Conditioning Specialists in New York City. His professional baseball resume also includes four years in the Arizona Diamondbacks organization as a Minor League strength & conditioning coach. Patrick is licensed massage therapist, Active Release Technique Therapist, Certified Strength Coach and Red Cord practitioner. In addition, he holds a degree in Exercise Science from the University of Illinois.

MEDICAL CONSULTANTS

 Dr. Hiram Bagy, D.C.; <i>Chiropractor</i>	 Frank Jans; <i>EAP Coordinator</i>	 Dr. Keith Smithson; <i>Director, Visual Performance</i>
 Dr. Hugo Bonilla, DDS, MS; <i>Dentist</i>	 Seth Blee, <i>Physical Therapist</i>	 Sue Saunders Bouvier, MS, RD; <i>Nutritionist</i>



2021 SEASON IN REVIEW



2021 DAY-BY-DAY

GH	Date	at/vs.	OPP	W/L	Score	Record	POS	GB/GA	WP	LP	SAVE	Att.	Total Home	
	Apr 1		NYM	**** Postponed ****			T2	-0.5					0	
	Apr 2		NYM	**** Off Day ****			T2	-0.5					0	
	Apr 3		NYM	**** Postponed ****			T3	-1					0	
	Apr 4		NYM	**** Postponed ****			T3	-1.5					0	
	Apr 5		ATL	**** Postponed ****			T3	-2					0	
1	Apr 6		ATL	W	6-5	1-0	1	-1	D. Hudson	W. Smith		4,801	4,801	
2	Apr 7 #1		ATL	L	6-7 (7)	1-1	T2		J. Tomlin	E. Fedde	W. Smith	0	4,801	
3	Apr 7 #2		ATL	L	0-2 (7)	1-2	T2	-2.5	L. Jackson	T. Rainey	S. Newcomb	4,927	9,728	
			LAD	**** Off Day ****			1-3						9,728	
4	Apr 9	at	LAD	L	0-1	1-3	4	-2.5	W. Buehler	L. Avilan	C. Knebel	15,036	9,728	
5n	Apr 10	at	LAD	L	5-9	1-4	5	-2.5	J. Urias	P. Corbin		15,021	9,728	
6	Apr 11	at	LAD	L	0-3	1-5	5	-3.5	C. Kershaw	M. Scherzer	K. Jansen	15,049	9,728	
7n	Apr 12	at	STL	W	5-2	2-5	5	-3	K. Finnegan	J. Gant	B. Hand	12,894	9,728	
8n	Apr 13	at	STL	L	3-14	2-6	5	-2.5	J. Flaherty	S. Strasburg		12,714	9,728	
9	Apr 14	at	STL	W	6-0	3-6	14	-2.5	J. Ross	A. Wainwright		13,206	9,728	
10n	Apr 15		ARI	L	6-11	3-7	5	-3	N. Kelly	P. Corbin		6,666	16,394	
11n	Apr 16		ARI	W	1-0	4-7	5	-2.5	B. Hand	A. Young		8,056	24,450	
12	Apr 17		ARI	W	6-2	5-7	4	-2	E. Fedde	L. Weaver		8,305	32,755	
13	Apr 18		ARI	L	2-5	5-8	5	-3	M. Bumgarner	P. Espino	S. Crichton	8,478	41,233	
14n	Apr 19		STL	L	5-12	5-9	5	-3.5	J. Flaherty	J. Ross		7,542	48,775	
15n	Apr 20		STL	W	3-2	6-9	5	-2.5	D. Hudson	G. Gallegos	B. Hand	8,418	57,193	
16	Apr 21		STL	W	1-0	7-9	5	-1.5	M. Scherzer	C. Martinez	B. Hand	7,769	64,962	
	Apr 22		NYM	**** Off Day ****			7-9						64,962	
17n	Apr 22	at	NYM	W	0-6	7-10	5	-2	J. deGrom	E. Fedde		8,130	64,962	
18	Apr 24	at	NYM	W	7-1	8-10	5	-1	J. Ross	M. Stroman		8,051	64,962	
19	Apr 25	at	NYM	L	0-4	8-11	5	-2	T. Walker	P. Corbin		7,874	64,962	
	Apr 26		NYM	**** Off Day ****			8-11						64,962	
20n	Apr 27	at	TOR	L	5-9	8-12	5	-2	T. Milone	M. Scherzer		1,471	64,962	
21n	Apr 28	at	TOR	W	8-2	9-12	5	-1.5	E. Fedde	S. Matz		1,274	64,962	
	Apr 29		TOR	**** Off Day ****			9-12						64,962	
22n	Apr 30		MIA	W	2-1 (10)	10-12	3	-1	B. Hand	Y. Garcia		8,295	73,257	
23	May 1		MIA	W	7-2	11-2	2	0	P. Corbin	P. Campbell		8,510	81,767	
24	May 2		MIA	W	3-1	12-2	T1	0	M. Scherzer	T. Rogers		8,482	90,249	
	May 3		MIA	**** Off Day ****			12-2	1	0.5				90,249	
25n	May 4		ATL	L	1-6	12-13	2	-0.5	H. Ynoa	J. Ross		8,156	98,405	
26n	May 5		ATL	L	3-5	12-14	4	-1.5	M. Fried	E. Fedde	W. Smith	8,400	106,805	
27	May 6		ATL	L	2-3	12-15	5	-2.5	D. Smyly	J. Lester	W. Smith	8,561	115,366	
28n	May 7		NYG	W	11-4	13-15	5	-2.5	K. Finnegan	R. Smith		10,010	115,366	
29	May 8		NYG	L	3-4 (11)	13-16	5	-2.5	J. Wilson	T. Rainey		10,850	115,366	
30	May 9		NYG	L	2-3	13-17	5	-3.5	A. Chapman	B. Hand		10,092	115,366	
	May 10		NYG	**** Off Day ****			13-17	5	-3.5				115,366	
31n	May 11		PHI	L	2-6	13-18	5	-4.5	C. Anderson	E. Fedde		8,559	123,925	
32n	May 12		PHI	L	2-5 (10)	13-19	5	-5.5	J. Alvarado	B. Hand	H. Neris	8,610	132,535	
33	May 15		PHI	W	5-1	14-19	5	-5	P. Corbin	Z. Eflin		8,710	141,245	
34n	May 14	at	ARI	W	17-2	15-19	5	-5	M. Scherzer	B. Smith		11,907	141,245	
35n	May 15	at	ARI	L	4-11	15-20	5	-4	A. Young	J. Ross		13,462	141,245	
36	May 16	at	ARI	W	3-0	16-20	5	-3	E. Fedde	S. Crichton	B. Hand	11,619	141,245	
37n	May 17	at	CHC	L	3-7	16-21	5	-4	A. Alzola	J. Lester		11,144	141,245	
38n	May 18	at	CHC	L	3-6	16-22	5	-5	K. Thompson	W. Harris	C. Kimbrel	11,142	141,245	
39n	May 19	at	CHC	W	4-3	17-22	5	-4	M. Scherzer	J. Arrieta		11,145	141,245	
40	May 20	at	CHC	L	2-5	17-23	5	-4.5	J. Steele	J. Ross	B. Hand	11,143	141,245	
41n	May 21		BAL	W	4-2	18-23	5	-4	S. Strasburg	J. Lopez	C. Kimbrel	14,569	155,814	
42	May 22		BAL	W	12-9	19-23	5	-3.5	D. Hudson	A. Plutko	B. Hand	15,440	171,054	
43	May 23		BAL	W	6-5	20-23	5	-2.5	P. Corbin	M. Harvey	B. Hand	14,618	185,672	
	May 24		BAL	**** Off Day ****			20-23	5	-2				185,672	
44n	May 25		CIN	L	1-2	20-24	5	-3	T. Mahle	M. Scherzer	L. Sims	8,935	194,607	
45n	May 26		CIN	W	5-3	21-24	5	-3	A. Voth	J. Hoffman	B. Hand	7,343	201,950	
46n	May 27		CIN	W	0-3 (7)	21-25	5	-4	S. Gray	S. Strasburg	L. Sims	9,020	210,970	
	May 28		MIL	**** Postponed ****			21-25	5	-4				210,970	
47	May 29 #1		MIL	**** Postponed ****			1-4 (7)	21-26	5	-4	F. Peralta	P. Corbin	9,910	220,880
48n	May 29 #2		MIL	**** Postponed ****			2-6 (7)	21-27	5	-5.5	B. Suter	D. Hudson	12,529	233,409
49	May 30		MIL	L	0-3	21-28	5	-6	B. Woodruff	M. Scherzer	J. Hader	15,326	248,735	
50n	May 31	at	ATL	L	3-5	21-29	5	-7	C. Morton	J. Ross	W. Smith	37,668	248,735	
51n	Jun 1	at	ATL	W	11-6	22-29	5	-6	A. Voth	M. Fried		24,083	248,735	
52n	Jun 2	at	ATL	W	5-3	23-29	5	-6	D. Hudson	A. Minter	B. Hand	32,752	248,735	
53	Jun 3	at	ATL	L	1-5	23-30	5	-6	J. Tomlin	P. Corbin		25,595	248,735	
54n	Jun 4	at	PHI	W	2-1	24-30	4	-5	M. Scherzer	Z. Wheeler	B. Hand	15,030	248,735	
55n	Jun 5	at	PHI	L	2-5	24-31	4	-6	R. Suarez	J. Ross	C. Brogdon	16,118	248,735	
56	Jun 6	at	PHI	L	6-12	24-32	5	-7	S. Coonrod	K. Finnegan		15,108	248,735	
	Jun 7		PHI	**** Off Day ****			24-32	4	-7				248,735	
57n	Jun 8	at	TB	L	1-3	24-33	5	-7	T. Glasnow	W. Suero	D. Castillo	7,173	248,735	
58n	Jun 9	at	TB	W	9-7 (11)	25-33	4	-7	B. Hand	D. Castillo	T. Rainey	7,616	248,735	
	Jun 10		SF	**** Postponed ****			9-7 (11)	25-33	4	-7			248,735	
59n	Jun 11		SF	L	0-1	25-34	5	-8	A. DeSclafani	P. Espino		18,029	266,764	
60	Jun 12 #1		SF	W	2-0 (7)	26-34	5	-8	E. Fedde	K. Gausman	B. Hand	16,425	283,189	
61n	Jun 12 #2		SF	L	1-2 (8)	26-35	5	-8.5	J. McGee	K. Finnegan	C. Baragar	24,066	307,255	
62	Jun 13		SF	W	5-0	27-35	5	-7.5	J. Ross	J. Cueto		21,569	328,824	
63n	Jun 14		PIT	W	3-2	28-35	4	-7.5	K. Finnegan	C. Holmes	B. Hand	14,859	343,683	
64n	Jun 15		PIT	W	8-1	29-35	4	-7.5	P. Corbin	T. Anderson		16,886	360,569	
65	Jun 16		PIT	W	3-1	30-35	4	-7.5	P. Espino	C. De Jong	B. Hand	16,781	377,350	
	Jun 17		PIT	**** Off Day ****			30-35	4	-7				377,350	
66n	Jun 18		NYM	W	1-0	31-35	4	-6	B. Hand	E. Diaz		26,246	403,596	
67	Jun 19 #1		NYM	L	1-5 (7)	31-36	4	-6	A. Loup	R. Gsellman		14,434	418,030	
68n	Jun 19 #2		NYM	W	6-2 (7)	32-36	4	-6	J. Lester	R. Gsellman	B. Hand	22,111	440,141	
69	Jun 20		NYM	W	5-2	33-36	T3	-5	P. Corbin	T. Walker	B. Hand	30,371	470,512	
	Jun 21		NYM	**** Off Day ****			33-36	4	-5				470,512	
70n	Jun 22	at	PHI	W	3-2	34-36	T3	-4	M. Scherzer	Z. Wheeler	B. Hand	19,652	470,512	
71	Jun 23	at	PHI	W	13-12	35-36	2	-4	T. Rainey	H. Neris	P. Espino	17,892	470,512	
72n	Jun 24	at	MIA	W	7-3	36-36	2	-3.5	J. Ross	C. Poteet		5,255	470,512	
73n	Jun 25	at	MIA	L	2-11	36-37	2	-4	P. Lopez	J. Lester		4,749	470,512	
74	Jun 26	at	MIA	L	2-3	36-38	2	-5	Z. Thompson	P. Corbin	Y. Garcia	6,305	470,512	
75	Jun 27	at	MIA	W	5-1	37-38	2	-4	M. Scherzer	S. Alcántara		7,349	470,512	
76n	Jun 28		NYM	W	8-4	38-38	2	-3	P. Espino	J. Eickhoff	B. Hand	19,150	489,662	
77n	Jun 29		NYM	W	4-3	39-38	2	-3	J. Ross	R. Hill	B. Hand	17,117	506,779	
78	Jun 30		TB	W	15-6	40-38	2	-2	J. Lester	R. Sherriff		15,552	522,331	
79n	Jul 1	LAD	L	2-6 (5)	40-39	2	-2	T. Gonsolin	P. Corbin		21,285	543,616		
80n	Jul 2	LAD	L	5-10	40-40	2	-2.5	J. Urias	S. Clay		27,689	571,305		

2021 DAY-BY-DAY

GH	Date	at/vs.	OPP	W/L	Score	Record	POS	GB/GA	WP	LP	SAVE	Att.	Total Home
81n	Jul 3		LAD	L	3-5	40-41	2	-5.5	B. Graterol	W. Suero	K. Jansen	42,064	613,369
82	Jul 4		LAD	L	1-5	40-42	3	-4	D. Price	J. Boss		37,187	650,556
83n	Jul 5	at	SD	W	7-5	41-42	2	-4	W. Suero	T. Hill	B. Hand	33,168	650,556
84n	Jul 6	at	SD	L	4-7	41-43	3	-4.5	R. Weathers	E. Fedde	M. Melancon	29,977	650,556
85n	Jul 7	at	SD	W	15-5	42-43	2	-4	P. Corbin	C. Padack		26,353	650,556
86n	Jul 8	at	SD	L	8-9	42-44	T3	-4.5	M. Melancon	S. Clay		29,434	650,556
87n	Jul 9	at	SF	L	3-5	42-45	4	-5.5	J. Garcia	S. Clay	J. McGee	27,345	650,556
88	Jul 10	at	SF	L	4-10	42-46	4	-6	A. DeSclafani	J. Lester		25,901	650,556
89	Jul 11	at	SF	L	1-3	42-47	4	-6	K. Gausman	E. Fedde	J. McGee	26,639	650,556
	Jul 12				**** All-star Break ****	42-47	4	-6					
	Jul 13				**** All-star game at Coors Field ****	42-47	4	-6					
	Jul 14				**** All-star Break ****	42-47	4	-6					650,556
	Jul 15				**** All-star Break ****	42-47	4	-6					650,556
90n	Jul 16		SD	L	8-24	42-48	4	-6	C. Padack	E. Fedde		29,203	679,759
91n	Jul 17		SD	L	4-10	42-49	4	-5.3	P. Corbin	P. Corbin		33,232	712,991
92	Jul 18		SD	W	8-7	43-49	4	-6	B. Hand	M. Melancon		27,221	740,212
93n	Jul 19		MIA	W	18-1	44-49	4	-6	J. Lester	R. Detwiler		15,283	755,495
94n	Jul 20		MIA	W	6-3	45-49	4	-5	A. Voth	R. Bleier	B. Hand	17,362	772,857
95n	Jul 21		MIA	L	1-3 (10)	45-50	4	-6	D. Floro	B. Hand	Y. Garcia	21,058	793,915
	Jul 22				**** Off Day ****	45-50	4	-6					793,915
96n	Jul 23	at	BAL	L	1-6	45-51	4	-7	P. Fry	P. Corbin		17,022	793,915
97n	Jul 24	at	BAL	L	3-5	45-52	4	-7	M. Harvey	J. Lester	D. Tate	20,938	793,915
98	Jul 25	at	BAL	L	4-5	45-53	4	-8	C. Suiter	B. Hand		15,690	793,915
99n	Jul 26	at	PHI	L	5-6	45-54	4	-8.5	A. Bradley	B. Hand		23,265	793,915
100n	Jul 27	at	PHI	W	6-4	46-54	4	-7.5	W. Suero	M. Moore	B. Hand	20,135	793,915
	Jul 28				**** Postponed ****	46-54	4	-8					793,915
101	Jul 29 #1	at	PHI	W	3-1 (7)	47-54	4	-7.5	M. Scherzer	Z. Wheeler	K. Finnegan	0	793,915
102	Jul 29 #2	at	PHI	L	8-11 (8)	47-55	4	-7.5	R. Suarez	S. Clay		19,219	793,915
103n	Jul 30		CHC	W	4-5 (7)	48-55	4	-6.3	C. Stammen	J. Arieta	K. Finnegan	33,882	833,801
104n	Jul 31		CHC	L	3-6	48-56	4	-6	K. Hendricks	J. Gray	K. Ryan	34,444	859,241
105	Aug 1		CHC	W	6-5	49-56	4	-6.5	K. Finnegan	M. Rodriguez		25,520	884,761
106n	Aug 2		PHI	L	5-7	49-57	4	-6.5	A. Bradley	G. Klobostis		16,395	901,154
107n	Aug 3		PHI	L	4-5	49-58	4	-6.5	Z. Wheeler	P. Corbin	J. Alvarado	17,417	918,571
108n	Aug 4		PHI	L	5-9	49-59	4	-7.5	M. Moore	P. Espino		18,482	937,053
109	Aug 5		PHI	L	6-7	49-60	4	-7.5	M. Llovera	K. Finnegan	A. Bradley	22,575	959,628
110n	Aug 6	at	ATL	L	4-8	49-61	4	-8	E. Sandoval	E. Fedde		34,454	959,628
111n	Aug 7	at	ATL	W	3-2	50-61	4	-7.5	A. Machado	A. Machado	K. Finnegan	38,968	959,628
112	Aug 8		ATL	L	4-5	50-62	4	-9	M. Fried	P. Corbin	C. Martin	29,101	959,628
	Aug 9				**** Off Day ****	50-62	4	-9					959,628
113n	Aug 10	at	NYM	L	7-8	50-63	4	-8.5	T. May	M. Thompson	E. Diaz	27,261	959,628
	Aug 11	at	NYM		**** Postponed ****	50-63	4	-8.5					959,628
114	Aug 12 #1	at	NYM	L	1-4 (7)	50-64	4	-10	M. Stroman	S. Nolin	E. Diaz	0	959,628
115	Aug 12 #2	at	NYM	L	4-5 (7)	50-65	4	-10	J. Fortia	K. Finnegan		25,870	959,628
116n	Aug 13		ATL	L	2-4	50-66	4	-10	C. Marmol	W. Smith		24,812	984,440
117n	Aug 14		ATL	L	2-12	50-67	T4	-11	M. Fried	P. Corbin		27,959	1,012,399
118	Aug 15		ATL	L	5-6	50-68	5	-12	J. Chavez	P. Espino	W. Smith	27,488	1,039,887
	Aug 16				**** Off Day ****	50-68	5	-12.5					1,039,887
119n	Aug 17		TOR	W	12-6	51-68	4	-12.5	E. Fedde	A. Manoah		20,060	1,059,947
120	Aug 18		TOR	W	8-5	52-68	4	-12.5	M. Thompson	B. Hand	K. Finnegan	18,336	1,078,283
	Aug 19				**** Off Day ****	52-68	4	-12.5					1,078,283
121n	Aug 20	at	MIL	W	4-1	53-68	4	-12.5	P. Corbin	B. Anderson	K. Finnegan	27,998	1,078,283
122	Aug 21	at	MIL	L	6-9	53-69	4	-13.5	D. Williams	J. Guerra	J. Hader	36,938	1,078,283
123	Aug 22	at	MIL	L	3-7	53-70	4	-14.5	H. Strickland	S. Nolin	J. Hader	33,507	1,078,283
	Aug 23				**** Off Day ****	53-70	4	-14					1,078,283
124n	Aug 24	at	MIA	W	5-1	54-70	4	-13	E. Fedde	J. Luzardo		5,394	1,078,283
125n	Aug 25	at	MIA	L	3-4 (10)	54-71	4	-13.5	D. Floro	K. Finnegan		5,447	1,078,283
126n	Aug 26	at	MIA	L	5-7	54-72	4	-14	E. Hernandez	P. Corbin	D. Floro	6,237	1,078,283
127n	Aug 27	at	NYM	W	4-2	55-72	4	-14	P. Espino	R. Harper	K. Finnegan	20,274	1,078,283
128n	Aug 28	at	NYM	L	3-5	55-75	4	-14	T. May	R. Harper	E. Diaz	27,870	1,078,283
129	Aug 29	at	NYM	L	4-9	55-74	4	-15	T. Megill	E. Fedde		24,247	1,078,283
130n	Aug 30		PHI	L	4-7	55-75	4	-15	Z. Wheeler	J. Gray	J. Alvarado	17,353	1,095,636
131n	Aug 31		PHI	L	6-12	55-76	4	-15	B. Falter	P. Corbin		16,844	1,112,480
	Sep 1				**** Postponed ****	55-76	4	-15.5					1,112,480
132	Sep 2		PHI	L	6-7	55-77	4	-14.5	S. Coonrod	A. Machado	I. Kennedy	12,280	1,124,760
133n	Sep 3		NYM	L	2-6 (10)	55-78	5	-15.5	E. Diaz	A. Voth		26,779	1,151,539
134	Sep 4 #1		NYM	L	9-11	55-79	5	-15	T. May	K. Finnegan	H. Hembree	13,916	1,165,455
135n	Sep 4 #2		NYM	W	4-3 (7)	56-79	5	-15	J. Rogers	T. Megill	K. Finnegan	22,420	1,187,875
136	Sep 5		NYM	L	6-13	56-80	5	-16	A. Loup	A. Machado		22,162	1,210,037
137	Sep 6		NYM	W	4-3	57-80	T4	-15.5	K. Finnegan	E. Diaz		17,623	1,227,660
138n	Sep 7	at	ATL	L	5-8	57-81	T4	-16.5	L. Jackson	R. Harper	W. Smith	20,544	1,227,660
139n	Sep 8	at	ATL	W	4-2	58-81	T4	-15.5	A. Voth	R. Rodriguez	K. Finnegan	20,074	1,227,660
140n	Sep 9	at	PIT	L	6-7 (10)	58-82	5	-16.5	J. Webb	P. Corbin		17,660	1,227,660
141n	Sep 10	at	PIT	L	3-4	58-83	5	-17.5	C. Kuhl	P. Murphy		11,808	1,227,660
142n	Sep 11	at	PIT	L	7-10	58-84	5	-17.5	K. Keller	A. Baldonado	C. Stratton	17,995	1,227,660
143	Sep 12	at	PIT	W	6-2	59-84	5	-17.5	P. Corbin	B. Wilson	K. Finnegan	9,714	1,227,660
144n	Sep 13		MIA	L	0-3	59-85	5	-18	S. Alcantara	P. Espino	D. Floro	19,759	1,247,419
145n	Sep 14		MIA	W	8-2	60-85	5	-17	E. Fedde	J. Luzardo		17,030	1,264,449
146	Sep 15		MIA	L	6-8	60-86	5	-17	P. Campbell	K. Finnegan	D. Floro	16,309	1,280,758
	Sep 16				**** Off Day ****	60-86	5	-17					1,280,758
147n	Sep 17		COL	L	8-9	60-87	5	-17	L. Gilbreath	K. Finnegan	C. Estevez	21,195	1,301,953
148	Sep 18		COL	L	0-6	60-88	5	-17	K. Freeland	P. Corbin		29,315	1,331,268
149	Sep 19		COL	W	3-0	61-88	5	-17	P. Espino	J. Gray	K. Finnegan	26,303	1,357,571
150n	Sep 20	at	MIA	L	7-8 (10)	61-89	5	-18	D. Floro	S. Clay		5,383	1,357,571
151n	Sep 21	at	MIA	W	7-1	62-89	5	-18	J. Rogers	T. Megill		5,926	1,357,571
152n	Sep 22	at	MIA	W	7-5	63-89	5	-18	J. Gray	E. Hernandez	T. Rainey	5,908	1,357,571
153n	Sep 23	at	CIN	L	3-2	64-89	5	-17.5	P. Corbin	L. Castillo	K. Finnegan	11,836	1,357,571
154n	Sep 24	at	CIN	L	7-8 (11)	64-90	5	-17.5	A. Warren	M. Thompson		16,021	1,357,571
155n	Sep 25	at	CIN	L	6-7	64-91	5	-18.5	M. Givens	P. Murphy		18,293	1,357,571
156	Sep 26	at	CIN	L	2-9	64-92	5	-19.5	T. Mahle	J. Rogers		21,328	1,357,571
157n	Sep 27	at	COL	W	5-4	65-92	4	-19	J. Gray	G. Marquez	T. Rainey	20,388	1,357,571
158n	Sep 28	at	COL	L	1-3	65-93	4	-20	K. Freeland	P. Corbin	C. Estevez	21,693	1,357,571
159	Sep 29	at	COL	L	5-10	65-94	5	-21	A. Goudeau	M. Thompson		20,615	1,357,571
	Sep 30				**** Off Day ****	65-94	5	-21.5					1,357,571
160n	Oct 1		BOS	L	2-4	65-95	T4	-21.5	E. Rodriguez	J. Rogers	H. Robles	32,521	1,390,092
161	Oct 2		BOS	L	3-5	65-96	5	-22.5	A. Davis	T. Rainey	H. Robles	41,465	1,431,557
162	Oct 3		BOS	L	5-7	65-97	5	-23.5	E. Rodriguez	K. Finnegan	N. Pivetta	33,986	1,465,543

NATIONALS NEWS

THE 2021 SEASON

The Washington Nationals completed their 17th season of baseball in Washington, D.C. with a 65-97 (.401) record...It was Washington's second consecutive sub-.500 record, the first time since 2010 and 2011 that the Nationals finished under .500 in back-to-back seasons.

- Since 2012, the Nationals are 821-697 (.541), the fifth-best regular season record in Major League Baseball over this span...Only the Los Angeles Dodgers (906-613, .596), New York Yankees (854-664, .563), St. Louis Cardinals (843-673, .556) and Cleveland Indians (821-695, .542) have better records since 2012.

MIKE RIZZO

Nationals President of Baseball Operations and General Manager Mike Rizzo completed his 13th season as the head of Washington's baseball operation and his 38th season in professional baseball in 2021...Under Rizzo's leadership, the Nationals have transformed into one of Major League Baseball's perennially elite clubs, winning a World Series in 2019, earning four National League East titles (2012, 2014, 2016, 2017) and one Wild Card berth (2019) in the last 10 seasons.

- The Nationals are 1029-974 (.514) since the start of the 2009 season when Rizzo took over Washington's baseball operations...That is the 10th-best record in Major League Baseball over the last 13 seasons.
- On June 24 at Miami, the Nationals beat the Marlins, 7-3, marking Rizzo's 1,000th win as General Manager...In doing so, he became the ninth active President of Baseball Operations/General Manager to reach the 1,000 win mark and the sixth active to do it with one team.

DAVE MARTINEZ

Dave Martinez completed his fourth season as the manager of the Washington Nationals in 2021 after being named the seventh field manager in team history on Oct. 30, 2017...In his four seasons in Washington, Martinez has led the club through a steady, unwavering approach, consistent strategy and never-ending positivity and support for players.

- On May 6 vs. Atlanta, Martinez became the longest tenured manager in Nationals history (2005-pres.) with 411 games managed since taking over in 2018...He passed Manny Acta, who managed 410 games from 2007-09.
- On June 4 at Philadelphia, Martinez passed Davey Johnson (2011-13) for the most managerial wins in Nationals history (2005-pres.) with 225.

JUAN SOTO THINGS

Juan Soto built a resume in 2021 worthy of consideration for National League Most Valuable Player and his second consecutive National League Silver Slugger award...Until the final week of the season, Soto was also in a position to win his second consecutive NL batting title.

- Soto vaulted himself into MVP consideration thanks to a strong second half...He hit .348/.525/.639 with 11 doubles, one triple, 18 homers, 53 RBI, 87 walks and 57 runs scored after the All-Star break...His .525 on-base percentage ranked eighth in Major League history for any player after the All-Star break.
- Soto was the only qualified player in Major League Baseball with more walks than strikeouts...He led Major League Baseball with a 1.56 BB/SO ratio.
- Soto's .465 on-base percentage led Major League Baseball and was the highest in a full season since 2008 (HOF Chipper Jones, .470).
- His 145 walks were the most in a full season since Barry Bonds set the Major League record for walks in a season with 232 in 2004 and the second-most by any player prior to his 23rd birthday behind HOF Ted Williams (147 in 1941).
- He reached base safely at least four times in 26 games this season...Only Barry Bonds (2001, 2002, 2004), Hall of Famer Babe Ruth (1920, 1923, 1931) and Hall of Famer Lou Gehrig (1931) put together seasons with at least 26 games in which they reached base safely at least four times.

SOTO'S NL RANKS		
Rk.	Statistic	No.
1st (MLB)	On-Base%	.465
1st (MLB)	Walks	145
1st	bWAR	7.0
1st (MLB)	OBP w/RISP	.577
1st (MLB)	AVG w/RISP	.396
2nd	xwOBA	.426
2nd	OPS	.999
2nd	wOBA	.420
2nd	wRC+	163
2nd	Runs	111
2nd	Average	.313
3rd	fWAR	6.6
3rd	SLG w/RISP	.689
7th	Slugging%	.534
10th	RBI	95

MAY 13 AND EVERYTHING AFTER

In his first season in Washington, Josh Bell hit .261 with 24 doubles, one triple, 27 homers, 88 RBI, 65 walks and 75 runs scored in 144 games...He posted a .347 on-base percentage and a .476 slugging percentage along the way.

- Bell ranked 11th in the National League with an 11.4% walk rate (up from 9.9% in 2020) and ranked 17th in the National League with a 17.8% strikeout rate (down from 26.5% in 2020)...From Sept. 5 through the end of the season, Bell recorded 26 walks and just 13 strikeouts in 118 plate appearances.
- Entering play on May 13, Bell was hitting .133/.198/.289 through his first 23 games of the season...From May 13 through the end of the season, he hit .287/.375/.513 with 20 doubles, one triple, 24 home runs, 78 RBI, 59 walks and 59 runs scored in 121 games...His .513 slugging percentage ranked 17th among National League hitters over this span.

HIGH AVERAGE

Washington led the National League with a .258 team batting average, marking the first time the Nationals (2005-pres.) led the National League in batting average for an entire season...The closest clubs were the 2019 Nationals (2nd, .265), 2020 Nationals (3rd, .264), 2017 Nationals (3rd, .266), 2018 Nationals (4th, .254) and 2012 Nationals (4th, .261).

NATIONALS NEWS

TRADE DEADLINE

In a span of approximately 26 hours from July 29-30, the Washington Nationals acquired 12 players via six trades...The process began with the Nationals acquiring catcher Riley Adams from the Toronto Blue Jays in exchange for left-handed pitcher Brad Hand and ended approximately five minutes before the 4:00 p.m. ET trade deadline when Washington acquired outfielder Lane Thomas from the St. Louis Cardinals in exchange for left-handed pitcher Jon Lester...In between, the Nationals welcomed these players into the organization:

- Right-handed pitcher Aldo Ramirez from the Boston Red Sox in exchange for outfielder Kyle Schwarber.
- Right-handed pitcher Mason Thompson and infielder Jordy Barley from the San Diego Padres in exchange for right-handed pitcher Daniel Hudson.
- Right-handed pitcher Josiah Gray, catcher Keibert Ruiz, right-handed pitcher Gerardo Carrillo and outfielder Donovan Casey from the Los Angeles Dodgers in exchange for right-handed pitcher Max Scherzer and shortstop Trea Turner.
- Right-handed pitcher Richard Guasch, catcher Drew Millas and right-handed pitcher Seth Shuman from the Oakland Athletics in exchange for catcher Yan Gomes, infielder Josh Harrison and cash considerations.

MLB DEBUTS	
Name	Debut
LHP Sam Clay	4/7 vs. ATL
OF Cody Wilson	4/7 vs. ATL
C Jakson Reetz	7/10 vs. SFG
RHP Gabe Klobosits	7/30 vs. CHI
LHP Alberto Baldonado	9/2 vs. PHI
RHP Jhon Romero	9/24 at CIN

OFFENSE FOLLOWING TRADE DEADLINE

Washington's offense ranked fourth in the National League in runs scored (217) and seventh in runs per game (4.82) since Aug. 15...They ranked behind the St. Louis Cardinals (231), San Francisco Giants (227) and Los Angeles Dodgers (225) in runs scored during this stretch.

- The Nationals also ranked among National League clubs in batting average (1st, .262), walks (1st, 207), on-base percentage (1st, .354), OPS (3rd, .779), extra-base hits (T4th, 145) and slugging percentage (8th, .425) from Aug. 15 through the end of the season.

NATIONAL LEAGUE ALL-STARS

Kyle Schwarber, Juan Soto and Trea Turner were selected to represent the Washington Nationals in the 2021 Major League Baseball All-Star Game...It was the first All-Star selection for all three players. Schwarber and Turner were named to the All-Star Game rosters by the Player Ballot, while Soto was selected by Major League Baseball.

- Max Scherzer was later added as an injury replacement, marking his eighth All-Star selection and sixth as a member of the Washington Nationals.
- Cade Cavalli was selected to represent the Nationals in the SiriusXM All-Star Futures Game.

LEADING THINGS OFF

The Nationals hit 12 leadoff home runs in 2021, tied for the most in Major League Baseball with the Cincinnati Reds...The 12 leadoff homers are the most in a season in Nationals history (2005-pres.).

- The 12 leadoff home runs by the Nationals and the Reds are tied for the most in a season in National League history (with many other clubs).
- The Major League record is 15 leadoff home runs by the 2019 Astros and 2003 Yankees...The 2016 Houston Astros rank third with 14 leadoff home runs.

2021 MEDIA AWARDS

On Friday, Oct. 1, the Washington Nationals announced the winners of the sixth-annual end-of-season awards as voted on by members of the local media:

- Player of the Year - Juan Soto
- Pitcher of the Year - Kyle Finnegan
- "Good Guy" Award - Josh Bell

STREAK SNAPPED

The Washington Nationals lost to the Miami Marlins, 3-0, on Sept. 13, snapping their streak of 84 consecutive games without being shut out...Prior to that, Washington was held scoreless on June 11 vs. San Francisco (L, 1-0).

- Washington's streak was the longest in team history (2005-pres.) and the second-longest in MLB in 2021 behind the Seattle Mariners (97 G, June 12-Oct. 3).

ALL ABOUT ALCIDES

Alcides Escobar reached base safely in 18 straight games to finish the 2021 season...It was the third-longest streak of his career and his longest on-base streak since Aug. 23-Sept. 13, 2016 (20 G)...He hit safely in 16 of the 18 games, going 28-for-81 (.346) with seven doubles, two homers, 10 RBI, seven walks, one stolen base and 12 runs scored.

- Escobar joined Washington on July 3 in a trade from the Kansas City Royals...From that point Escobar ranked on the Nationals in doubles (1st, 21), hits (1st, 92), and batting average with RISP (2nd, .379)...His 92 hits ranked sixth in the National League, his 21 doubles were tied for fifth and his .379 average with RISP ranked sixth since July 3.

NATIONALS NEWS

HEY THERE, KEIBERT

After being acquired by the Nationals at the Trade Deadline, Keibert Ruiz eventually joined the Nationals on Aug. 30.

- At the time of his promotion, Ruiz ranked fourth in all of Minor League Baseball with a .616 slugging percentage and ranked ninth with a .993 OPS.
- All told, he hit .310 with 24 doubles, 21 homers, 59 RBI, 30 walks and 50 runs scored in 72 games between Triple-A Oklahoma City and Triple-A Rochester.
- Ruiz made his Nationals debut on Aug. 30 vs. Philadelphia, going 1-for-4.
- He capped the season going 19-for-48 (.396) with two doubles, two homers, 10 RBI, one hit by pitch, four walks, one strikeout and eight runs scored in his final 13 games.
- Between his time in the Minors (33 SO in 316 PA; 10.4%) and the Majors (9 SO in 96 PA; 9.3%), Ruiz posted a strikeout rate of 10.2% in 2021 (MLB average: 23.2%).

LANE TRAIN

Lane Thomas joined the Nationals from Triple-A Rochester on Aug. 15...From that point through the end of the season, he led the club and ranked ninth in the National League with 23 extra-base hits (14 2B, 2 3B, 7 HR)...His 14 doubles were tied for sixth in the National League and second-most on the club over this span.

- According to FanGraphs.com, Thomas was the only player in Major League Baseball to record a hard-hit rate of at least 50% during the month of September/October...Thomas was ahead of players such as Miguel Sano (49.2%) and Giancarlo Stanton (48.1%)...The league average for the month was 32.8%.

LUIS TWO BAGS

From Aug. 31 through the end of the season, Luis García led the National League with 12 doubles...He was tied with Jose Altuve and Whit Merrifield for the Major League lead...He added a triple and three home runs during this stretch and was tied for ninth in the National League with 16 extra-base hits.

- García capped the 2021 season hitting .293 (17-for-58) with five doubles, one home run, 11 RBI, one walk and six runs scored across his last 15 games...He hit safely in 11 of the 15 games.

EXCEPTIONAL ESPINO

In his first full Major League season, Paolo Espino provided stability to Washington's pitching staff, both as a starter and a reliever.

- Espino went 0-1 with one save and a 3.42 ERA in 16 relief appearances...He struck out 20 batters, walked four and opponents hit .198 (18-for-91) against him...In six relief outings from April 24 to May 14, Espino retired 25 straight batters, a Nationals record (2005-pres.) for a reliever... Combined with the final four outs of his start on April 18 vs. Arizona, he retired 29 straight batters.
- He joined the rotation on June 16 and in his next seven starts, Espino went 3-0 with a 2.70 ERA with 23 strikeouts and six walks across 33.1 innings pitched...All told, Espino went 5-4 with a 4.50 ERA in 19 starts for the Nationals.

BAT TO BALL SKILLS

As a club, Washington's 21.3% strikeout rate was the lowest in the National League (4th in MLB) last season...It marked the second consecutive season Washington sat atop the National League (20.3% in 2020)...The Nationals had the second-lowest strikeout rate in the National League in 2019 (20.9%).

2021 SIGNATURE MOMENTS

4.6.21 - JUAN SOTO WALK-OFF HIT - Fans return to Nationals Park

Nationals 6, Braves 5
After the first four games of the season were postponed, Juan Soto sent the fans home happy...His RBI-single in the bottom of the ninth inning off Braves' closer Will Smith plated Victor Robles to give the Nationals the win...It was Soto's first career walk-off hit and the third walk-off win in Nationals Opening Day history (other: March 30, 2008 vs. ATL and April 12, 2012 vs. CIN).

4.16.21 - KYLE SCHWARBER WALK-OFF HOMER - The first of many Schwarbombs

Nationals 1, Diamondbacks 0
With the score tied 0-0 in the bottom of the ninth inning, Kyle Schwarber clubbed a 463 foot walk-off home run to give Washington the 1-0 win over the Arizona Diamondbacks...It was just the second time in Nationals history (2005-pres.) that a walk-off hit occurred with the score tied at 0-0...It was the first walk-off home run in that situation...With the strikeout of Eduardo Escobar in the seventh inning, Max Scherzer passed Hall of Famer Cy Young (2,806) and went into 22nd place on Major League Baseball's all-time strikeout list

5.5.21 - KYLE FINNEGAN IMMACULATE INNING - First for Washington since 2019

Braves 5, Nationals 3
Kyle Finnegan recorded the fifth immaculate inning in Nationals history (2005-pres.)...He struck out three batters on nine pitches in the sixth inning...The last immaculate inning by a Nationals pitcher was Stephen Strasburg on July 3, 2019 vs. Miami (4th inning).

2021 SIGNATURE MOMENTS

5.16.21 - YADI YADI YADI IN A PINCH - Erick Fedde tosses a gem on getaway day

Nationals 3, Diamondbacks 0

Yadiel Hernandez's pinch-hit, three-run home run just past the left field foul pole propelled the Nationals to the 3-0 win and a series victory in Arizona...Erick Fedde turned in his strongest career outing to date...He tossed 7.0 innings of three-hit, shutout ball to earn the win.

5.22.21 - BELTWAY SERIES COMEBACK - Nationals claim victory after 5-0 and 6-1 deficits

Nationals 12, Orioles 9

Trailing 5-0 after the top of the first inning and 6-1 after the top of the third, the Nationals plated four runs in both the bottom of the third and fourth inning to take the lead over the Orioles...Washington added three more runs in the sixth and eventually topped Baltimore, 12-9...Josh Harrison's grand slam in the third inning brought the Nationals to within one run and Ryan Zimmerman put Washington ahead in the fourth inning with his fifth home run of the season, a three-run shot off Adam Plutko.

6.4.21 - DAVEY PASSES DAVEY - Win No. 225 for Dave Martinez

Nationals 2, Phillies 1

The Washington Nationals topped the Philadelphia Phillies, 2-1, behind yet another stellar outing from Max Scherzer...He tossed 7.1 innings and allowed just one run on five hits with nine strikeouts and one walk...In the top of the sixth inning, Juan Soto delivered a go-ahead, solo homer...With the win, Dave Martinez passed Davey Johnson (2011-13) for the most managerial wins in Nationals history (2005-pres.) with 225.

6.12.21 - 6.29.21 - SCHWARBER'S HOME RUNS - 16 homers in 18 games

Kyle Schwarber hit 16 home runs - including seven leadoff home runs - during the month of June, the most in any single month in Nationals history (2005-pres.) and the second-most hit in the month of June in Major League history behind Sammy Sosa (20 in June 1998).

Schwarber didn't hit his first home run until June 12 vs. San Francisco...From that date until June 29 vs. Tampa Bay, he hit 16 home runs in 18 games, becoming the third player in MLB history to hit 16 homers in 18 games (Barry Bonds, 2001; Sammy Sosa, 1998).

STRONG MONTH OF JUNE

The Nationals entered June with a 21-29 record before going 19-9 during the month and climbing to two games above .500 at 40-38...From June 13 to June 30, Washington went 12-3...This surge prompted Kyle Schwarber to remind everyone *"Remember, this is a good team. You guys stay with us now, alright, stay with us."*

6.23.21 - ANOTHER FIVE-RUN COMEBACK - Boom

Nationals 13, Phillies 12

The Washington Nationals topped the Philadelphia Phillies, 13-12, in a wild back-and-forth affair...Washington came back from a five-run deficit (5-0) and a four-run deficit (9-5) in the four hour, 19 minute contest...Kyle Schwarber tied the game at 5-5 with a three-run home run in the fifth inning, while Josh Bell gave the Nationals an 11-9 lead in the sixth with his second career grand slam...Paolo Espino recorded his first career save with a scoreless ninth inning.

6.30.21 - BIRTHDAY CYCLE - Trea Turner ties MLB record with third career cycle

Nationals 15, Rays 6

On his 28th birthday, Trea Turner hit for the cycle for the third time in his career...He became the first player in Major League history to record a cycle on his birthday...His three career cycles are tied for the most in Major League history with Adrian Beltré, Babe Herman, Bob Meusel and Long John Reilly.

7.29.21 - THE FINAL START - Max Scherzer makes his last start for the Nationals

Nationals 3, Phillies 1

With rumors swirling, Max Scherzer took the mound for his final start as a member of the Washington Nationals...He earned the win, tossing 6.0 innings of three-hit, one-run ball to help the Nationals top the Phillies in the first game of a doubleheader...The following day, Scherzer was traded to the Los Angeles Dodgers.

8.7.21 - NEW GUYS GET IT DONE - Gray, Thompson and Adams lead the way

Nationals 3, Braves 2

In just his second start with Washington, Josiah Gray struck out a career-high 10 batters and allowed one earned run in 5.0 innings of work...Mason Thompson struck out two in a scoreless sixth inning...With the Nationals trailing 2-0 in the bottom of the ninth inning, Riley Adams clubbed his first career home run, a towering three-run blast that cameras could not even see.

10.3.21 - DEBUT AND OVATIONS - Joan Adon debuts, Zim and Avila honored

Red Sox 7, Nationals 5

In his Major League debut, Joan Adon allowed two earned runs on six hits in 5.1 innings pitched...His nine strikeouts are tied for the second most strikeouts in a debut in Nationals history, behind Stephen Strasburg (June 8, 2010 vs. PIT, 14 SO)...The nine strikeouts were the most in a pitching debut in the Majors last season.

Prior to the top of the eighth inning, Ryan Zimmerman went to first base but his teammates stayed back, allowing the fans at Nationals Park to give Zimmerman an ovation in what could have been his final game.

Alex Avila was pulled prior to the ninth inning...Nationals fans cheered Avila as he exited. He announced earlier in the month that the 2021 season would be his last of his 13 year career.

WALK OFFS/HOMERS

WALK-OFF WINS (7)

DATE	SCORE	BATTER/RUNNER	ACTION	RBI	PITCHER	INN	OUTS	NOTES
4/6 vs. ATL	W, 6-5	J. Soto/V. Robles	Single	1	Will Smith	9th	0	Soto's first career walk-off hit
4/16 vs. ARI	W, 1-0	Kyle Schwarber	HR	1	Alex Young	9th	1	First homer as a Washington National
4/30 vs. MIA	W, 2-1	Kyle Schwarber	HR	2	Yirmi Garcia	10th	0	Trailing 1-0 in the 10th inning
6/18 vs. NYM	W, 1-0	Yan Gomes/Juan Soto	Single	1	Edwin Diaz	9th	0	Extended winning streak to five games
7/18 vs. SDP	W, 8-7	A. Escobar/T. Barrera	Single	1	Mark Melancon	9th	1	Escobar also HR'd in the 8th inn.
8/1 vs. CHI	W, 6-5	Yadiel Hernandez	HR	1	Manuel Rodriguez	9th	0	Part of a 2-homer game
9/6 vs. NYM	W, 4-3	C. Kieboom/J. Bell	Single	1	Edwin Diaz	9th	1	Kieboom's 1st career walk-off hit

WALK-OFF HOMERS (3)

DATE	SCORE	BATTER	RBI	PITCHER	INN	OUTS	NOTES	
4/16 vs. ARI	W, 1-0	Kyle Schwarber	HR	1	Alex Young	9th	1	2nd career walk-off home run
4/30 vs. MIA	W, 2-1	Kyle Schwarber	HR	2	Yirmi Garcia	10th	0	3rd career walk-off home run
8/1 vs. CHI	W, 6-5	Yadiel Hernandez	HR	1	Manuel Rodriguez	9th	0	2nd career walk-off home run

BACK-TO-BACK HOME RUNS (6)

DATE	SCORE	BATTERS	PITCHER	INN	OUTS	NOTES
4/27 at TOR	L, 9-5	Trea Turner/Yadiel Hernandez	Thornton/Milone	T3rd	1	Hernandez's 1st home run of the season
5/20 at CHI	L, 5-2	Josh Bell/Kyle Schwarber	Trevor Williams	T1st	2	Bell homered off former PIT teammate
6/28 vs. NYM	W, 8-4	Kyle Schwarber/Trea Turner	Jerad Eickhoff	B1st	0	Back-to-back homers to lead off the game
7/19 vs. MIA	W, 18-1	Juan Soto/Josh Bell	Ross Detwiler	B1st	0	Soto's 15th HR and Bell's 13th HR
8/4 vs. PHI	L, 9-5	Luis Garcia/Carter Kieboom	Chase Anderson	B2nd	2	Garcia's 1st of 2 home runs in the game
8/25 at MIA	L, 4-3 (10)	Josh Bell/Yadiel Hernandez	Edward Cabrera	T7th	1	Hernandez's HR gave WSH 3-2 lead

GRAND SLAMS (3)

DATE	SCORE	BATTER	PITCHER	INN	OUTS	NOTES
5/22 vs. BAL	W, 12-9	Josh Harrison	Bruce Zimmermann	3rd	2	1st career grand slam
6/15 vs. PIT	W, 8-1	Yan Gomes	Tyler Anderson	1st	1	4th career grand slam...1st as a National
6/23 at PHI	W, 13-12	Josh Bell	David Hale	6th	2	2nd career GS...1st since 1st career HR

LEADOFF HOME RUNS (12)

DATE	SCORE	BATTER	PITCHER	INN	NOTES
4/27 at TOR	L, 9-5	Trea Turner	Trent Thornton	T1st	13th career leadoff home run
5/14 at ARI	W, 17-2	Trea Turner	Riley Smith	T1st	14th career leadoff home run
6/12 vs. SFG	W, 2-0	Kyle Schwarber	Kevin Gausman	B1st	6th career leadoff home run
6/13 vs. SFG	W, 5-0	Kyle Schwarber	Johnny Cueto	B1st	7th career leadoff home run
6/19 vs. NYM	W, 6-2	Kyle Schwarber	Robert Gsellman	B1st	8th career leadoff home run
6/20 vs. NYM	W, 5-2	Kyle Schwarber	Taijuan Walker	B1st	9th career leadoff home run
6/24 at MIA	W, 7-3	Kyle Schwarber	Cody Poteet	T1st	10th career leadoff home run
6/28 vs. NYM	W, 8-4	Kyle Schwarber	Jerad Eickhoff	B1st	11th career leadoff home run
6/29 vs. TBR	W, 4-3	Kyle Schwarber	Rich Hill	B1st	12th career leadoff home run
8/4 vs. PHI	L, 9-5	Victor Robles	Chase Anderson	B1st	1st career leadoff home run
9/4 vs. NYM	W, 4-3	Lane Thomas	Taylor Megill	B1st	1st career leadoff home run
9/5 vs. NYM	L, 13-6	Lane Thomas	Taijuan Walker	B1st	2nd career leadoff home run

MULTI-HOMER GAMES (16)

DATE	SCORE	BATTER (NO.)	NOTES
4/11 at LAD	L, 9-5	Juan Soto (2)	8th career multi-home run game
4/18 vs. ARI	L, 5-2	Trea Turner (2)	6th career multi-home run game
4/27 at TOR	L, 9-5	Trea Turner (2)	1st homer was a leadoff homer...7th career multi-home run game
6/9 at TBR	W, 9-7	Ryan Zimmerman (2)	27th career multi-home run game
6/13 vs. SFG	W, 5-0	Kyle Schwarber (2)	1st homer was a leadoff homer...9th career multi-home run game
6/19 vs. NYM	W, 6-2	Kyle Schwarber (2)	1st homer was a leadoff homer...10th career multi-home run game
6/20 vs. NYM	W, 5-2	Kyle Schwarber (3)	1st homer was a leadoff homer...1st career 3-home run game
6/24 at MIA	W, 7-3	Kyle Schwarber (2)	1st homer was a leadoff homer...12th career multi-home run game
6/28 vs. NYM	W, 8-4	Kyle Schwarber (2)	1st homer was a leadoff homer...13th career multi-home run game
7/8 at SDP	L, 9-8	Trea Turner (2)	8th career multi-home run game
7/16 vs. SDP	L, 24-8	Juan Soto (2)	9th career multi-home run game
7/19 vs. MIA	W, 18-1	Juan Soto (2)	10th career multi-home run game
8/1 vs. CHI	W, 6-5	Yadiel Hernandez (2)	1st career multi-home run game...2nd homer was a walk-off homer
8/4 vs. PHI	L, 9-5	Luis Garcia (2)	1st career multi-HR game...Combined with Kieboom to go back-to-back in the 2nd inn.
8/29 at NYM	L, 9-4	Josh Bell (2)	6th career multi-home run game
9/23 at CIN	W, 3-2	Juan Soto (2)	11th career multi-home run game

HIGHS AND LOWS

TEAM BATTING

Most At-Bats:	51, at Arizona, May 14
Most Plate Appearances:	59, at Arizona, May 14
Most Runs:	18, vs. Miami, July 19
Most Hits:	22, at Arizona, May 14
Most Doubles:	6, at Arizona, May 14
Most Triples:	2, 2x: at Philadelphia, July 26, vs. New York (N.L.), September 6
Most Home Runs:	6, vs. Miami, July 19
Most Extra-Base Hits:	10, 2x: at Arizona, May 14, vs. Miami, July 19
Most Total Bases:	41, vs. Miami, July 19
Most Runs Batted In:	18, vs. Miami, July 19
Most Stolen Bases:	4, vs. Tampa Bay, June 30
Most Caught Stealing:	2, at Los Angeles (N.L.), April 9
Most Walks:	9, at Cincinnati, September 24 (11 innings)
Most Walks (9-inning games):	8, 3x, Last: 8, at Atlanta, September 8
Most Strikeouts:	18, at Tampa Bay, June 9 (11 innings)
Most Strikeouts (9-inning games):	17, at New York (N.L.), August 27
Most Sac Hits:	4, vs. San Francisco, June 13
Most Sac Flies:	2, 3x, Last: vs. New York (N.L.), September 4
Most Hit-By-Pitch:	4, vs. San Diego, July 18
Most GDP:	4, done 4 times.

INDIVIDUAL BATTING

Most At-Bats:	7, Josh Harrison, at Arizona, May 14
Most Plate Appearances:	7, 3x, Last: Kyle Schwarber, at Arizona, May 14
Most Runs:	4, 3x, Last: Trea Turner, vs. Tampa Bay, June 30
Most Hits:	5, Yan Gomes, at Arizona, May 14
Most Doubles:	2, done 16 times.
Most Triples:	1, done 20 times.
Most Home Runs:	3, Kyle Schwarber, vs. New York (N.L.), June 20
Most Extra-Base Hits:	3, 3x, Last: Juan Soto, vs. Miami, July 19
Most Total Bases:	12, Kyle Schwarber, vs. New York (N.L.), June 20
Most Runs Batted In:	5, Juan Soto, vs. Miami, July 19
Most Stolen Bases:	2, done 6 times.
Most Caught Stealing:	1, done 26 times.
Most Walks:	4, 2x Last: Juan Soto, vs. Boston, October 1
Most Strikeouts:	4, 3x, Last: Lane Thomas, at New York (N.L.), August 29
Most Sac Hits:	3, Joe Ross, vs. San Francisco, June 13
Most Sac Flies:	1, done 31 times.
Most Hit-By-Pitch:	2, 2x, Last: Alcides Escobar, at Baltimore, July 25
Most GDP:	2, done 4 times.

TEAM PITCHING

Most Innings Pitched:	11.0, at Tampa Bay, June 9 (11 innings)
Most Hits Allowed:	22, vs. San Diego, July 16
Most Batters Faced:	60, vs. San Diego, July 16
Most Runs Allowed:	24, vs. San Diego, July 16
Most Earned Runs:	21, vs. San Diego, July 16
Most Home Runs Allowed:	5, 3x, Last: at Atlanta, September 9 (10 innings)
Most Walks Allowed:	11, at Milwaukee, August 22
Most Strikeouts:	17, at New York (A.L.), May 8 (11 innings)
Most Strikeouts (9-inning games):	16, at Miami, August 24
Most Hit-By-Pitch:	5, vs. Arizona, April 15

INDIVIDUAL PITCHING

Most Innings Pitched:	9.0, Max Scherzer, vs. Miami, May 2
Most Hits Allowed:	11, 2x, Last: Patrick Corbin, vs. New York (N.L.), September 6
Most Batters Faced:	34, Patrick Corbin, vs. Pittsburgh, June 15
Most Runs Allowed:	10, 2x, Last: Joe Ross, vs. St. Louis, April 19
Most Earned Runs:	10, Joe Ross, vs. St. Louis, April 19
Most Home Runs:	4, 2x, Last: Joe Ross, vs. St. Louis, April 19
Most Walks:	6, Josiah Gray, at Pittsburgh, September 11
Most Strikeouts:	14, Max Scherzer, at New York (A.L.), May 8 (11 innings)
Most Strikeouts (9-inning games):	11, Joe Ross, vs. Los Angeles (N.L.), July 4
Most Hit-By-Pitch:	2, done 6 times.

MISCELLANEOUS TEAM

Longest winning streak	5 games, 4x, Last: June 19-24
Longest losing streak	7 games, 2x, Last: Aug. 28-Sept. 4 (G2)
Longest game, innings	11.0, 2x, Last: Sept. 25 at CIN
Longest game, time (9-inning game)	4 hours, 19 minutes, June 23 at PHI
Longest game, time (extra-inning game)	4 hours, 19 minutes, June 9 at Tampa Bay (11 innings)
Shortest game, time (9-inning game)	2 hours, 29 minutes, April 11 at LAD
Largest winning margin	17 vs. Miami, July 19 (W, 18-1)
Largest losing margin	16, vs. San Diego (L, 24-8)
Largest deficit overcome to win	5 runs, 2x, Last: June 23 at PHI (Down 5-0 after B4th, W 13-12)
Largest lead relinquished to lose	8 runs, July 8 at SDP (Up 8-0 after T4th, L 9-8)

HISTORY AND RECORDS

An aerial, black and white photograph of Griffith Stadium in Washington, D.C. The stadium is filled with spectators, and the baseball field is clearly visible. The surrounding urban landscape of Northwest D.C. is visible, including various buildings and streets. The stadium's architecture features a prominent glass-enclosed press box on the right side.

Griffith Stadium, located in Northwest D.C., was the home of the American League Washington Senators from 1911-1961. It was host to World Series Games in 1924, 1925 and 1933 as well as two Major League Baseball All-Star Games (1937, 1956). It also served as the home of the Homestead Grays of the Negro League during the 1940s. In 1965, Griffith Stadium was demolished to build the Howard University Hospital. (Photo, taken circa 1960, is courtesy of the National Baseball Hall of Fame and Museum in Cooperstown, New York.)

BASEBALL RETURNS TO THE NATION'S CAPITAL - 2004

On Wednesday, Sept. 29, 2004, Major League Baseball selected the Washington, D.C. proposal as its choice for relocation of the Montreal Expos. Commissioner Allan H. (Bud) Selig made the announcement. Relocation of the club was subject to certain contingencies, including a formal vote of ownership at the next owners' meeting in November and passage of legislation by the District of Columbia Council to provide for financing and construction of a ballpark on the Anacostia River waterfront in Southeast Washington. MLB also provided the United States District Court for the Southern District of Florida the required notice of MLB's intent to move forward with relocating the team.

The D.C. agreement also included financing for the refurbishing of RFK Stadium, where the Washington, D.C. franchise played through the 2007 campaign.

"Washington, D.C., as our nation's capital, is one of the world's most important cities and Major League Baseball is gratified at the skill and perseverance shown by (then) Mayor Anthony Williams throughout this long process," Selig said. "There has been tremendous growth in the Washington, D.C. area over the last 33 years and we in Major League Baseball believe that baseball will be welcomed there and will be a great success."

Selig also said: "I would like to thank the representatives who worked on behalf of Northern Virginia, Norfolk, Va., Las Vegas, Nev., Portland, Ore., Monterrey, Mexico and others for devoting so much time and energy in their attempts to bring a Major League Baseball team to their communities."

At the time, Washington, D.C. was the largest market in the country in terms of population (5.4 million) and television market size (eighth) without a Major League Baseball team.

Even though Washington, D.C. baseball has a long history with the American League, the team plays in the National League East Division, which in fact marks a return to its baseball roots. The first Washington, D.C. franchise joined the National League in 1886 and was part of the NL, except for a two-year hiatus in 1890-91, until the National League contracted Washington and three other franchises in 1900.

But a year later, Ban Johnson organized the American League and included Washington, D.C. as one of its charter franchises. Although the original Senators were mostly mediocre throughout their history, they fielded one of the game's greatest all-time pitchers, Walter "Big Train" Johnson, and made three trips to the World Series, winning it in 1924 in a seven-game series against the New York Giants. In 1925, the Senators lost in seven games to Pittsburgh and lost in five games to the Giants in 1933.

The second incarnation of the Senators came in 1961 in the form of an expansion team. Like its predecessor, the Senators often finished in the second division and had only one winning season in their 11-year history. The Senators moved after the 1971 season and Washington, D.C. was without Major League Baseball until 2005.

THE HISTORY OF BASEBALL IN WASHINGTON, D.C.

When the first professional baseball games were played in the nation's capital, the enduring symbol of freedom in America - the Statue of Liberty - was still two years away from being dedicated. There were 38 states in the Union and what would become the State of Oklahoma had yet to be settled. More than seven decades had passed since Washington, D.C. became the capital of the United States and baseball was quickly evolving into the National Pastime.

A Washington team was admitted to the National League in 1885 and played during the League's 10th professional season in 1886. Washington played 12 years in the National League - 1886-89 and 1892-99 - but was part of a four-team contraction in 1900 as the National League went from 12 franchises to eight.

Later that same year, former Western League president Ban Johnson was organizing a second Major League to compete with the National League and announced plans to include a franchise in the nation's capital. The new league was called the American League and began play in 1901.

This Washington franchise was awarded to James Manning and Detroit businessman Fred Postal. Manning retired later that year and Tom Loftus replaced him as the club's primary executive. The Senators finished in sixth place in 1901 with a 61-72 mark and would eventually be sold to an ownership group including Thomas C. Noyes, Benjamin Minor and Harry Rapley, among others.

The first of two individual tragedies struck the organization in only its third season as the Senators lost a key figure when future Hall of Fame outfielder Ed Delahanty was tragically killed in July 1903, when he was swept over Niagara Falls. Delahanty was the reigning American League batting champion and his sudden death took its toll on the team as the Senators finished the campaign with a 43-94 mark.

Effective for the 1905 campaign, the team name was changed to Nationals. Newspaper accounts used the names Senators and Nationals interchangeably for the next five decades.

While it took 12 years before the Nationals finished a season with a winning record, the signing of 20-year-old pitcher Walter Johnson in 1907 would signify a key moment in the franchise's history. Under first-year manager Clark Griffith, the 1912 Washington club posted a 91-61 mark and ended up in second place, 14 games behind the eventual World Champion Boston Red Sox.

Johnson appeared in a remarkable 50 games that year - 37 as a starter - and went 33-12 with a league-leading 1.39 ERA and 303 strikeouts. The following year he was even better as he led the Nationals to their second consecutive 90-win season. The "Big Train" went 36-7 with 11 shutouts and a 1.14 ERA, which still stands today as one of the lowest ERAs by a starting pitcher in a single season.

In 1912, 40 year-old team president Thomas C. Noyes fell ill to pneumonia and eventually succumbed to the disease. Noyes had been instrumental in the franchise's improvements since he took over and was replaced as team president by Minor, a prominent Washington attorney. Minor, unable to devote the necessary time to the club, subsequently sold the controlling interest to Griffith and Philadelphia businessman William Richardson in 1919.

Following a 75-78 season in 1923, Griffith made a controversial decision by appointing 27-year-old second baseman Stanley "Bucky" Harris as field manager. Harris was the fifth manager in the previous five seasons for the Nationals, but he guided one of the great reversals in baseball history as the Nationals won more games in 1924 than ever before, 92, and captured their first American League pennant.

In the 1924 World Series, the Nationals took on famed manager John McGraw and the New York Giants. The Series was one of the closest in history as four games were decided by a single run, including the deciding Game Seven. On the strength of Walter Johnson's four innings of relief pitching - on two days' rest - and the series-clinching hit by Earl McNeely in the bottom of the 12th inning, the Nationals won their first and only World Series Championship.

United States President Calvin Coolidge, who threw out the ceremonial first pitch on three occasions during the series, paid tribute to the hometown victors immediately following the triumph:

"I have only the heartiest praise to bestow upon the individual players of both teams. Naturally, in Washington, we were pleased to see Walter Johnson finish the final game, pitching for our home team. Everybody was pleased to see him come back at the close of the last game. The three contests I witnessed maintained throughout a high degree of skill, and every evidence of high-class sportsmanship which will bring to every observer an increased respect and confidence in our national game."

The following year, Harris once again led the Nationals to a record regular season finish as they posted 96 wins and clinched a second-straight American League pennant. Their second trip to the World Series was just as close, but this time they came up short in a seven-game series to the Pittsburgh Pirates. The Senators had a 7-6 lead entering the bottom of the eighth in Game Seven, but could not hold it as the Pirates scored three runs in the inning off Johnson and held on to clinch the series victory.

Johnson concluded his amazing 21-year playing career with the Nationals in 1927 with career totals of 417-279, a 2.36 ERA, 3,508 strikeouts and a big league-record 110 shutouts. He was among the first class of inductees into the Baseball Hall of Fame in Cooperstown, NY, in 1936.

The "Big Train" was not gone from the Washington scene long, as Griffith brought him back to replace Harris as the Nationals' manager in 1929. Despite posting three straight 90-win seasons, Johnson was removed from his post after the 1932 season and replaced by Joe Cronin, the team's 26-year-old shortstop.

Cronin's first season with the Nationals produced the franchise's best regular season mark ever at 99-53 and its third American League pennant. Washington again faced the New York Giants in the Fall Classic but fell in five games to a team led by the pitching of Carl Hubbell (20 IP, 0 ER) and the hitting of Mel Ott, who clinched the series for New York with a 10th-inning homer in Game Five.

The Nationals franchise then fell on hard times. Washington won just 66 games in '34 and the team posted only two more winning seasons over the next 25 years. The team name was officially changed to Senators for the '56 campaign.

Calvin Griffith, who became team president after his father's death in 1955, was granted permission to seek relocation in Sept. 1960, and an announcement was made in Oct. 1960 that the Senators were moving to Minneapolis, Minn.

At that time, the American League announced plans to expand by two teams for the 1961 season. One team would be located in Los Angeles and the other in Washington, D.C.

The expansion Senators fared no better than their predecessors, as they lost at least 100 games in each of their first four seasons. In 1964, the Senators acquired five players in a deal with the Los Angeles Dodgers for pitcher Claude Osteen. One of those five players was slugging outfielder and the 1960 National League Rookie of the Year, Frank Howard.

An imposing presence at 6-7, 250 lbs., Howard brought a much-needed offensive punch to the Senators lineup and the Senators win total increased in each of his first three seasons in Washington. After struggling again in 1968, new team president Robert Short brought in Hall of Fame outfielder Ted Williams as the new manager of the Senators.

Howard and his teammates responded to the "Splendid Splinter" during his rookie managerial campaign as Washington's win total improved 21 games to 86 in 1969. It was also Howard's best year in the Majors, as he batted .296 with 48 home runs, 111 RBI and 111 runs scored and finished fourth in the balloting for American League Most Valuable Player.

Unfortunately, the team was unable to build upon their success in '69. The Senators lost 92 games in '70 and 96 in '71. On Sept. 21, 1971, owners approved the transfer of the Senators to Arlington, Tex., where the franchise became the Texas Rangers.

After 71 years in the American League and nearly 100 since the debut of professional baseball in the nation's capital, Washington, D.C., hosted its "final" regular season game on Sept. 30, 1971 at Robert F. Kennedy Stadium. The Senators moved after the 1971 season and Washington, D.C. was without Major League Baseball until 2005.

EXPANSION SENATORS

An expansion draft was conducted in Boston on Dec. 10, 1960 and the Senators selected the following players at \$75,000 each:

PITCHERS	CATCHERS	INFIELDBERS	OUTFIELDERS
Pete Burnside	Pete Daley	Chester Boak	Joe Hicks
Dick Donovan	Dutch Dotterer	Bob Johnson	Chuck Hinton
Rudy Hernandez	Gene Green	Billy Klaus	Marty Keough
Ed Hobaugh		Dale Long	Jim King
Johnny Klippstein		Jim Mahoney	Willie Tasby
Hector Maestri		John Schaive	Gene Woodling
Carl Mathias		Coot Veal	
Bobby Shantz		Bud Zipfel	
Dave Sisler			
Tom Sturdivant			
Hal Woodeshick			

BASEBALL IN WASHINGTON, D.C. – TIMELINE

- Nov. 7, 1859.....The first professional baseball team is founded in Washington, named the Washington Nationals Baseball Club.
- May 5, 1869.....The first recorded Nationals game takes place on a field called the “White Lot” just south of the White House gates, now known as the Ellipse.
- 1870.....After four years of informal play, Georgetown University’s baseball team is founded, making it the school’s oldest sport and the first collegiate baseball program in Washington.
- April 13, 1883.....The first recorded meeting of a professional baseball team and a sitting U.S. President takes place at the White House when the Cleveland Forest Citys meet with Chester A. Arthur.
- Jan. 1886.....The National League admits the Washington franchise to the National League for the 1886 season. They go on to feature catcher Connie Mack and outfielder William Ellsworth “Dummy” Hoy, the most accomplished deaf player in baseball history. Gallaudet University’s baseball field is named Hoy Field in his honor.
- March 1900.....Washington is one of four franchises contracted when the National League reduces its membership from 12 to eight. Reportedly, the franchise is purchased for \$10,000.
- Jan. 28, 1901.....Former Western League President Ban Johnson formally organizes the American League with eight franchises, including the Washington Senators.
- April 26, 1901.....The Washington Senators play their first game in the newly established American League against the Philadelphia Athletics at Shibe Park. The Senators win, 5-1.
- April 29, 1901.....The Washington Senators defeat the Baltimore Orioles, 5-2, in the first American League game played in Washington, D.C.
- July 2, 1903.....Washington’s future Hall of Famer Ed Delahanty is killed when he is swept away over Niagara Falls.
- 1904-05.....Following the 1904 season, Washington’s team name changes, effective in 1905, to the Nationals. Newspaper accounts use “Senators,” “Nationals” and “Nats” interchangeably for next five decades.
- Aug. 2, 1907.....19-year-old Walter Johnson makes his Major League debut with Washington and loses to Detroit, 3-2. The future Hall of Famer gives up his first hit to Ty Cobb, a bunt single.
- Sept. 7, 1908.....Washington pitcher Walter Johnson shuts out the New York Yankees (then called Highlanders) for the third consecutive game over a span of four days.
- April 14, 1910.....President William Howard Taft throws the first-ever ceremonial first pitch prior to a Major League Baseball game. Legend has it he also “invents” the seventh-inning stretch when he stands to stretch himself and fans follow suit.
- Oct. 30, 1911.....Clark Griffith is named manager of the Washington franchise, where he would remain a prominent figure - as manager and then owner - until his death in 1955.

THE CATCH

Who made the most famous catch in the history of the World Series? Some might reference Willie Mays’ over-the-shoulder catch in ‘54, but when considering intrigue, it is tough to top Sam Rice’s catch in Game 3 of the 1925 World Series against the Pirates.

On Oct. 10, 1925, Rice (HOF ‘63) was patrolling Griffith Stadium’s right field for the AL Nationals. In the eighth inning, Rice made a dynamic catch of a would-be Earl Smith game-tying home run. Upon making the catch, Rice toppled over the fence and disappeared from sight. When Rice reappeared and showed the ball, umpires ruled that the catch had been made on the field of play and that Smith was out.

After the game, Rice was coy about his heroic catch. He later turned down numerous requests for interviews, some for money. Rice never disclosed any information about the catch. Instead, he wrote a letter that was opened only after his death in 1974. The contents of the letter said, “At no time did I lose possession of the ball.” Washington eventually lost the Series, however, in seven games.

May 19, 1918	Washington defeats Cleveland, 1-0 in 18 innings, in the first Sunday baseball game played in Washington, D.C. Reportedly, a crowd of more than 15,000 are in attendance at American League Base Ball Park.
Nov. 10, 1919	Clark Griffith, the team's manager since Oct. of 1911, also becomes Washington's owner and president, when he joins William Richardson in purchasing the controlling interest of the Senators for \$175,000.
May 14, 1920	Walter Johnson defeats the Detroit Tigers for his 300th career victory.
July 1, 1920	Walter Johnson pitches the first no-hitter in Nationals history, defeating the Boston Red Sox at Fenway Park, 1-0. The lone baserunner allowed reached on a Bucky Harris error.
Sept. 29, 1924	The Washington Nationals defeat the Boston Red Sox, 4-2, behind the pitching of Walter Johnson and clinch their first pennant in franchise history.
Oct. 10, 1924	The Nationals defeat the New York Giants four games to three to win the World Series, the first and only World Series championship for the city of Washington at the time.
Sept. 24, 1925	The Nationals clinch their second pennant and advance to the World Series, falling to the Pittsburgh Pirates in seven games.
May 2, 1926	Walter Johnson wins his 400th career game with a 4-3 victory over the Philadelphia Athletics.
Aug. 2, 1927	Washington celebrates Walter Johnson Day at Griffith Stadium on the 20th anniversary of his big league debut. Johnson is presented with gifts prior to the game against the Detroit Tigers.
Oct. 15, 1928	Former Washington pitcher Walter Johnson signs a three-year contract to manage the team.
Aug. 8, 1931	Bobby Burke pitches the first no-hitter at Griffith Stadium by a Nationals pitcher, defeating Boston, 5-0.
Sept. 21, 1933	The Washington Nationals defeat St. Louis, 2-1, clinching their third and final AL pennant.
Feb. 6, 1936	Walter Johnson is part of the first class of players voted into the Hall of Fame in Cooperstown, NY.
July 7, 1937	Washington hosts its first MLB All-Star Game, and the AL prevails, 8-3, behind a Lou Gehrig home run.
1940	The Homestead (Pa.) Grays begin playing half of their home games in D.C., where they are known as the Washington Grays and alternately the Washington Homestead Grays. They are led by Hall of Famers Josh Gibson, Cool Papa Bell and Buck Leonard, under the guidance of Hall of Fame owner Cumberland Posey.
Nov. 5, 1940	Walter Johnson was defeated as a Republican candidate in his run for a U.S. House of Representative seat from the State of Maryland.
May 28, 1941	The Washington Nationals host the New York Yankees at Griffith Stadium in the first night game ever held in Washington, D.C. Future Senators general manager George Selkirk hit a pinch-hit grand slam off future Senators pitching coach Sid Hudson in the top of the eighth inning to propel the Yankees to a 6-5 win.
1942	Clark Griffith reportedly meets with Grays stars Josh Gibson and Buck Leonard about the possibility of breaking baseball's color line with the Nationals, but no deal is struck.
Oct. 5, 1943	The Grays win their first Negro World Series championship, part of a stretch of nine straight pennants.
Sept. 24, 1944	The Grays repeat as champions, taking the decisive Game 5 at Griffith Stadium. Until the 2018 Washington Capitals, it was the last championship won on D.C. soil by a team in one of the four major professional sports.
Sept. 21, 1946	Washington surpasses one million fans for the first and only time in franchise history (1,027,216).
Sept. 7, 1947	Washington's Joe Kuehl hits the only home run by the home team at Griffith Stadium all year long — an inside-the-park homer against the New York Yankees.
Oct. 5, 1948	The Grays win the final Negro World Series ever played, as integration of Major League Baseball finally begins to take hold. They take the decisive Game 5 on the road in Birmingham against the Black Barons.
April 17, 1953	New York Yankees outfielder Mickey Mantle is credited with what many consider to be the longest home run in baseball history. It is estimated to have traveled 565 feet at Washington's Griffith Stadium off pitcher Chuck Stobbs.
1954	The Nationals sign Cuban outfielder Carlos Paula, making him the first player in club history to break the color line.
1956	The Washington team name is officially changed to the Senators, effective for the 1956 season.
July 10, 1956	Griffith Stadium hosts its second and final All-Star Game. Four first ballot Hall of Famers — Willie Mays, Stan Musial, Mickey Mantle and Ted Williams — blast home runs.
Sept. 29, 1957	Washington's Roy Sievers becomes the first player in franchise history to lead the American League in home runs with 42. Sievers outdistanced future Hall of Famers Ted Williams of the Boston Red Sox (38) and Mickey Mantle of the New York Yankees (34) to capture the home run title.
Oct. 27, 1960	Washington Senators President Calvin Griffith is granted permission to move the franchise to Minneapolis. The American League simultaneously admits an expansion team to Washington, D.C., to replace the Senators.
Nov. 17, 1960	A native of Washington and head of the Federal Aviation Administration, Elvin Quesada was awarded the expansion Washington Senators.
Sept. 21, 1961	The final game is played at Griffith Stadium, with the expansion Senators losing to the former Senators — now the Minnesota Twins — 6-3, before just 1,498 fans.
April 9, 1962	D.C. Stadium, later renamed Robert F. Kennedy Memorial Stadium in 1969, opens as the new home of the expansion Washington Senators. The Senators defeat the Detroit Tigers, 4-1, before a crowd of 42,143 fans including President John F. Kennedy.
July 10, 1962	The All-Star Game comes to D.C. Stadium, as Washington native Maury Wills earns MVP honors in a 3-1 win for the National League.
Aug. 1, 1962	An all-time Washington record crowd of 48,147 fans attend a twinbill at D.C. Stadium vs. the New York Yankees.
Sept. 12, 1962	Washington pitcher Tom Cheney establishes a big league record when he strikes out 21 batters during a 16-inning victory at Baltimore.

Dec. 4, 1964.....	The Nationals acquire Frank Howard in a seven-player trade with the Los Angeles Dodgers. He goes on to win two AL home run titles in Washington.
April 11, 1966.....	Emmett Ashford becomes the first African-American umpire to work a Major League game when he works the Opening Day game at D.C. Stadium between Washington and Cleveland.
June 12, 1967.....	The Washington Senators defeat the Chicago White Sox, 6-5, in 22 innings at D.C. Stadium, marking the longest night game in baseball history. It requires 6 hours, 38 minutes and ends at 2:43 a.m.
April 8, 1969.....	The New York Yankees spoil the managerial debut of Ted Williams at RFK Stadium in Washington, 8-4. More than 45,000 fans - including President Richard Nixon - are in attendance.
June 5, 1969.....	Washington holds the first overall pick in the Major League Baseball Rule 4 Draft for the first time since the draft's inception in 1965. The Senators chose outfielder Jeff Burroughs from Wilson High School in Long Beach, Calif.
July 22, 1969.....	For the first time in its history, the All-Star Game is postponed due to rain. The game is played the following day at RFK Stadium and hometown favorite Frank Howard delights the fans with a homer.
Sept. 26, 1969.....	With their 82nd victory, the expansion Senators and manager Ted Williams clinch their only winning season in the nation's capital.
Sept. 21, 1971.....	MLB owners approve the transfer of the Senators to Arlington, Tex., where they will become the Texas Rangers.
Sept. 30, 1971.....	The 10,852nd and seemingly final game played in Washington ends in a forfeit win for the New York Yankees. The Senators lead 7-5 with two out in the top of the 9th when fans storm onto the field. The field cannot be cleared and the umpires call the game.
Dec. 6, 1973.....	The relocation of the San Diego Padres to Washington D.C. is approved by National League owners, but prior to that sale the team is sold to McDonald's owner Ray Kroc, who elects to keep the club in Southern California.
1975-79.....	Numerous attempts to purchase Major League teams and move them to Washington fall through, and the city remains without baseball.
1991 and 1994.....	Washington is considered for expansion by Major League Baseball, but teams are awarded to Denver, Miami, Phoenix and Tampa-St. Petersburg.
Sept. 29, 2004.....	Baseball finally returns to the nation's capital for the first time in 33 years, as Major League Baseball selects the Washington, D.C. proposal as its choice for relocation of the Montreal Expos. Commissioner Allan H. (Bud) Selig makes the announcement. Relocation of the club is subject to certain contingencies, including a formal vote of ownership at the next owners' meeting in Nov. and passage of legislation by the D.C. Council to provide for financing and construction of a ballpark on the Anacostia River waterfront in Southeast Washington. MLB also provides the United States District Court for the Southern District of Florida the required notice of MLB's intent to move forward with relocating the team. The D.C. agreement also includes financing for the refurbishing of RFK Stadium, where the Washington, D.C. franchise would play through the 2007 season.
Nov. 22, 2004.....	At a ceremony held at historic Main Hall at Union Station, team President Tony Tavares announces the new Washington MLB franchise will be named the Washington Nationals, and that the team colors will be red, white & blue.
Dec. 29, 2004.....	Washington, D.C. Mayor Anthony A. Williams signs into law a financing package for a new baseball stadium along the Anacostia waterfront in Southeast D.C., calling it "one of my proudest days as mayor."
Feb. 2, 2005.....	Nationals home & road jerseys officially worn for first time during a Meet & Greet Party at ESPN Zone in downtown D.C. GM Jim Bowden, Jose Guillen, Cristian Guzman, Zach Day and Chad Cordero attended.
Feb. 14, 2005.....	Pitchers and catchers report to Viera, Fla. for the Nationals' first Spring Training.
March 2, 2005.....	The Nationals play their first Spring Training game against the New York Mets and is televised by ESPN.
April 4, 2005.....	Washington Nationals open their inaugural season at Philadelphia, just 132 miles north of RFK Stadium, with an 8-4 setback. Terrel Sledge hits the first homer in the history of the Nationals in the sixth inning.
April 6, 2005.....	Brad Wilkerson hits his second-career cycle and the Nationals collect their first win, 7-3, at Philadelphia
April 14, 2005.....	Major League Baseball returns to D.C. as the Nationals defeat the Arizona Diamondbacks, 5-3, as Vinny Castilla delights a capacity crowd of 45,596 by tallying a double, triple and homer. President George W. Bush met the Nationals and threw out the ceremonial first pitch.
June 7, 2005.....	With the No. 4 overall pick in the First-Year Player Draft, the Nationals select University of Virginia infielder Ryan Zimmerman as the first draft choice in team history.
July 3, 2005.....	The Nationals down the Cubs, 5-4, in 12 inn. to go a season-high 19 games above .500 at 50-31. The club's offense flounders in the second half, and Washington caps its return to MLB with an 81-81 mark by season's end.
Feb. 7, 2006.....	After midnight, the D.C. Council approves a ballpark lease after voting down the measure earlier in the evening.
March 14, 2006.....	Washington, D.C. Mayor Anthony Williams, the D.C. Sports & Entertainment Commission and the Washington Nationals unveil plans for a 41,000-seat state-of-the-art baseball stadium located in Southeast D.C.
May 4, 2006.....	Ground is officially broken on the Nationals' new ballpark in Southeast D.C.
July 24, 2006.....	MLB and the Nationals announce the official transfer of ownership from Major League Baseball to an ownership group headed by Washington developer Theodore N. Lerner, his son Mark D. Lerner, sons-in-law Edward L. Cohen and Robert K. Tanenbaum, and their families.
Sept. 16, 2006.....	Alfonso Soriano becomes the fourth member of the 40/40 club when he steals his 40th base of the season. He goes on to hit 46 homers and collect 41 stolen bases on the year.
Nov. 14, 2006.....	Manny Acta is named manager of the Nationals, becoming just the second skipper in the brief history of the club. Acta becomes the youngest active manager in MLB at the age of 37.

Sept. 23, 2007.....	The Nationals play their final game at RFK Stadium, the 1,047th in the history of the facility. The Nationals' 5-3 win over Philadelphia gives Washington a winning record (122-121) during its three-year stay at RFK.
March 30, 2008.....	The Nationals host Atlanta in the inaugural regular-season contest at Nationals Park. The Nationals top the Braves, 3-2, on Ryan Zimmerman's game-ending solo shot in the ninth inning. The game is televised worldwide on ESPN's Sunday Night Baseball.
July 27, 2009.....	Josh Willingham hits two grand slams in game at Milwaukee, becoming the 13th player in history to do so.
Aug. 17, 2009.....	The Nationals agree to terms with Stephen Strasburg, the No. 1 overall selection in the 2009 First-Year Player Draft (June 9).
Aug. 20, 2009.....	Mike Rizzo is named the Nationals' Senior Vice President & General Manager. Rizzo had filled the position with an "interim" tag since March 1, when former GM Jim Bowden stepped down from his post.
Nov. 12, 2009.....	Jim Riggleman is named the third full-time manager of the Nationals. Riggleman skipped the club as "interim manager" for the second half of the 2009 season, after Manny Acta was relieved of his duties on July 13.
April 5, 2010.....	President Barack Obama tosses first pitch prior to season-opening loss vs. Philadelphia (L, 1-11).
June 8, 2010.....	Stephen Strasburg strikes out 14 batters without a walk and earns the win in his Major League debut vs. Pittsburgh.
Aug. 16, 2010.....	The Nationals agree to terms with outfielder Bryce Harper, the No. 1 overall selection in the 2010 Draft.
Dec. 5, 2010.....	Washington inks free agent outfielder Jayson Werth to monumental seven-year contract.
May 17, 2011.....	Former Washington Senators slugger Harmon Killebrew dies at the age of 74.
May 31, 2011.....	The Lerner family and the Washington Nationals Dream Foundation break ground on the Washington Nationals Youth Baseball Academy, located east of the Anacostia River.
June 23, 2011.....	Jim Riggleman resigns from his position of manager. Bench coach John McLaren serves as interim manager.
June 26, 2011.....	Davey Johnson is named manager of the Nationals, and begins his new role the following day at the Los Angeles Angels.
Aug. 16, 2011.....	Nationals agree to terms with top five selections from 2011 First-Year Player Draft: Infielder Anthony Rendon (6th overall, first round), right-handed pitcher Alex Meyer (23rd overall, first round), outfielder Brian Goodwin (34th overall, comp round), left-handed pitcher Matt Purke (3rd round) and left-handed pitcher Kylin Turnbull (4th round).
Dec. 23, 2011.....	Nationals acquire Gio Gonzalez in six-player trade with the Oakland Athletics.
Feb. 1, 2012.....	<i>Baseball America</i> names Washington Nationals top minor league system in MLB.
Feb. 26, 2012.....	Ryan Zimmerman agrees to terms on a long-term contract extension that keeps him in D.C. through at least 2019.
April 28, 2012.....	Bryce Harper makes MLB debut at Los Angeles, going 1-for-3 with a double and an RBI.
July 10, 2012.....	Stephen Strasburg, Gio Gonzalez and Bryce Harper compete in 83rd MLB All-Star Game in Kansas City...Ian Desmond was named to team, but did not attend due to injury.
June 13, 2012.....	Nationals agree to terms with Lucas Giolito, No. 16 selection in 2012 First-Year Player Draft (June 4).
Sept. 3, 2012.....	With a 2-1 win over the Cubs, the Nationals secure the first winning season by a D.C. baseball team since 1969.
Sept. 20, 2012.....	The Nationals clinch their first Postseason berth with 4-1 win vs. the Dodgers. (D.C.'s first Postseason berth since 1933).
Sept. 22, 2012.....	Gio Gonzalez wins 20th game and notches 200th strikeout vs. Milwaukee.
Oct. 1, 2012.....	The Nationals clinch the franchise's first NL East title.
Oct. 3, 2012.....	Teddy wins his first Presidents Race in the season finale.
Oct. 7, 2012.....	The Nationals collect the first Postseason win by a D.C. baseball team since 1933 with 3-2 win at St. Louis (Game 1 of NLDS).
Oct. 11, 2012.....	Jayson Werth hits a dramatic walk-off blast in ninth inning, giving the Nationals a 2-1 win in Game 4 of the NLDS.
Oct. 12, 2012.....	Nationals surrender two-run lead in ninth and lose Game 5 of NLDS by a 9-7 score, ending first postseason run.
Nov. 12, 2012.....	Bryce Harper is named Rookie of the Year, becoming the NL's youngest position player to earn the award.
April 1, 2013.....	Bryce Harper homers in his first two at bats of the season in a 2-0 Opening Day victory over Miami.
May 29, 2013.....	Ryan Zimmerman hits a career-high three home runs, all off Baltimore starter Chris Tillman, in Washington's 9-6 defeat at the hands of the Orioles.
July 16, 2013.....	At 20 years, 273 days old, Bryce Harper starts in center field for the National League in the 84th MLB All-Star Game, becoming the youngest player to start for the NL.
Sept. 19, 2013.....	Denard Span's career-long hitting streak is snapped at 29 games. It is the longest hitting streak in MLB in 2013 and the second-longest in the nine-year history of the Nationals.
Sept. 29, 2013.....	Washington falls, 3-2, at Arizona in Davey Johnson's final game as manager of the Nationals. Johnson finishes with a record of 224-183 (.550) in two-and-a-half seasons with Washington. Johnson's final managerial record stands at 1372-1071 (.562).

NAME GAME

At a ceremony held Nov. 22, 2004 in the historic Main Hall at Union Station, (then) team president Tony Tavares announced the new Washington MLB franchise would be named the Washington Nationals and the color scheme would consist of red, white and blue.

The Nationals moniker had previously served two other Washington baseball franchises. A team called the Nationals first played in the District during the 1870s and 1880s, and a second American League team played at Griffith Stadium from 1901 until 1956. Owner Calvin Griffith then officially changed Washington's name to Senators for the 1957 season.

The name was selected based on an evaluation of a myriad of factors, including data collected through local focus groups and other forms of research.

Nov. 1, 2013.....	Matt Williams is named the fifth full-time manager of the Washington Nationals.
Dec. 2, 2013.....	Mike Rizzo fortifies the Nationals starting pitching rotation, acquiring Doug Fister from the Detroit Tigers in exchange for Ian Krol, Steve Lombardozzi and Robbie Ray.
March 30, 2014.....	The Washington Nationals Youth Baseball Academy opens in Southeast Washington, D.C.
June 24, 2014.....	Ryan Zimmerman mercifully hits a two-run HR in the 16th inning to lift Washington past the Brewers, 4-3, at Miller Park in the longest game (by innings) in Nationals (2005-pres.) history at the time. Zimmerman's first career extra-inning HR is made possible by a seven-reliever collaboration that lasted 10.0 scoreless innings. Washington's defense turns three double plays and individually, shortstop Ian Desmond makes two dazzling 6-3 putouts in the 5.5 hole, while Denard Span made a game-saving catch at the wall in the 14th. Anthony Rendon's 12th HR, a solo shot in the eighth, ties the score at 2-2 and ultimately sends the game to extra innings.
July 21, 2014.....	Gio Gonzalez becomes the first pitcher to record his 1,000th career strikeout while pitching for the Nationals.
Aug. 12-21, 2014.....	The Nationals post a 10-game winning streak, tied for the longest in Nationals history (2005-present). The 10-game streak ties the longest in MLB in 2014 and featured five walk-off victories.
Aug. 24, 2014.....	Stephen Strasburg becomes the second Nationals pitcher to eclipse the 200-strikeout plateau when he strikes out Giants pitcher Ryan Vogelsong in the second inning.
Sept. 3, 2014.....	Adam LaRoche hits a game-tying homer, laces a go-ahead single and legs out the game-winning RBI in a legendary performance (back tightness, bruised elbow, body flu) in Washington's 14-inning, 8-5 win Sept. 3 at the Los Angeles Dodgers. At 5 hours and 34 minutes, the 14-inning marathon was the longest game (by time) in the 10-year history of the Washington Nationals at that point.
Sept. 13, 2014.....	Ian Desmond steals his 20th base, becoming the fourth shortstop in MLB history to achieve 20-20 status for the third time (Alex Rodriguez - 3, Jimmy Rollins - 4, Hanley Ramirez - 4).
Sept. 16, 2014.....	Nationals clinch their second National League East title via a 3-0 win over the Atlanta Braves at Turner Field. By the end of the 2014 campaign, Washington builds a 17.0 game lead over the rest of the NL East, MLB's largest to that date since the 100-win Angels won the AL West by 21.0 games over Texas in 2008 and the largest in the 81-year history (1901-pres.) of modern baseball in D.C.
Sept. 28, 2014.....	In Washington's season-ending 1-0 home win over the Marlins, Jordan Zimmermann walks one and strikes out 10 while tossing not only the first no-hitter in Nationals history, but the first tossed in the nation's capital since AL Nationals Bobby Burke turned the trick on Aug. 31, 1931 vs. Boston. Steven Souza Jr.'s miraculous diving catch on deep line drive to left field by Christian Yelich secures Zimmermann's no-hitter. In the same game, Denard Span sets a new Nationals single-season mark with his 184th hit, a third-inning double.
Oct. 4, 2014.....	In Game 2 of the National League Division Series, the Giants top the Nationals, 2-1, in 18 innings. At 6 hours, 23 minutes, the game marks the longest (by time) in MLB Postseason history (at the time) and the 18 innings played are tied for the most (Atlanta at Houston, Game 4 2005 NLDS) in MLB Postseason history.
Oct. 7, 2014.....	The Nationals are eliminated from MLB's Postseason after falling to the Giants, 3-2, in Game 4 of the NLDS.
Jan. 21, 2015.....	The Nationals sign Max Scherzer to an historic seven-year contract.
April 6, 2015.....	The Nationals are awarded the 2018 MLB All-Star Game, as announced by Commissioner Robert D. Manfred Jr.
May 6-9, 2015.....	Bryce Harper clubs six home runs in a span of three games, culminating in his third career walk-off home run on May 9 vs. Atlanta. On May 7 vs. Miami, Harper (22 years, 202 days) becomes the 10th-youngest player in MLB history to hit three home runs in a game. He is only the fifth player since 1920 (when RBI became a statistic) to hit at least six home runs and record at least 12 RBI over a span of three games.
May 19, 2015.....	Ryan Zimmerman, aka "Mr. Walk-Off," hits his 10th career walk-off blast.
June 20, 2015.....	Max Scherzer tosses his first career no-hitter and the second in Washington Nationals history. He was perfect through 8.2 innings before a 2-2 slider hits pinch hitter Jose Tabata on the left elbow. Scherzer finishes the day with 10 strikeouts as the Nationals top the Pirates, 6-0.
Sept. 2, 2015.....	With two home runs against St. Louis, Ryan Zimmerman becomes the first player in Nationals history (2005-present) to reach the 200 home run mark exclusively with the Nationals. He joins Vladimir Guerrero (234), Andre Dawson (225), Gary Carter (220) and Tim Lincecum (204) as the only players in Montreal/Washington history to reach 200 home runs.
Sept. 4, 2015.....	Pinch hitter Michael A. Taylor hits the first pinch-hit, walk-off home run in Washington Nationals history, a three-run homer to center field as the Nationals top the Atlanta Braves, 5-2. It is the first walk-off home run and first pinch-hit home run of Taylor's career.
Oct. 3, 2015.....	In the second game of a doubleheader, Max Scherzer turns in one of the most dominant pitching performances in Major League history. Scherzer joins Johnny Vander Meer (1938), Allie Reynolds (1951), Virgil Trucks (1952), Nolan Ryan (1973) and Roy Halladay (2010), becoming just the sixth pitcher in MLB history to throw two no-hitters in the same season (including the Postseason). Just one baserunner, catcher Kevin Plawecki, reaches base, due to a fielding error by third baseman Yunel Escobar. Scherzer strikes out a then-Nationals record (2005-pres.) and new career-best 17 batters, including a franchise record (Nationals/Expos) nine consecutive batters from the sixth to the ninth inning.
Oct. 5, 2015.....	Manager Matt Williams is relieved of his duties and the coaching staff is informed that their contracts will not be renewed.
Nov. 3, 2015.....	Dusty Baker is named the sixth full-time manager of the Washington Nationals.
Nov. 19, 2015.....	Bryce Harper is named the unanimous National League MVP by the BBWAA. He becomes the youngest player to unanimously win the award and the first player in Nationals history (2005-pres.) to win the award.

Jan. 6, 2016	The Nationals sign Daniel Murphy to a three-year contract.
April 4, 2016	Bryce Harper and Daniel Murphy homer to propel Washington to a 10-inning, 4-3 victory over the Atlanta Braves on Opening Day. It is Harper's fourth career Opening Day home run and Murphy's first homer in a Nationals uniform. After the game, the Nationals players deliver the game ball to manager Dusty Baker as a memento of his first victory in a Washington uniform.
April 14, 2016	Bryce Harper clubs his 100th career home run, and first career grand slam, in the bottom of the third inning.
April 19, 2016	Jayson Werth becomes the fourth player in Nationals history (2005-pres.) to record his 200th home run in a Nationals uniform, joining Alfonso Soriano, Adam LaRoche and Ryan Zimmerman. Werth's solo shot with one out in the seventh clanks off the Marlins' home run sculpture in center field, lodges behind a light in the piece of art, breaks the scoreless tie and adds Werth's name to the 200-homer club.
April 24, 2016	In the longest regular season game (by time) in Nationals history (2005-pres.), OF Chris Heisey clubs his first career walk-off home run in the bottom of the 16th inning.
May 10, 2016	The Nationals and Stephen Strasburg agree to a seven-year contract extension that keeps the pitcher under contract through the 2023 season.
May 11, 2016	Max Scherzer becomes the fourth pitcher in MLB history to strike out 20 batters in a nine-inning game, fanning 20 Detroit Tigers. He joins Randy Johnson, Kerry Wood and Roger Clemens. Only Scherzer and Johnson have a 20-K game and no-hitter on their career ledger. The 20 K's were a Nationals record (2005-pres.), a franchise record (Nationals/Expos) and the most in D.C.-baseball history since Tom Cheney struck out 21 batters on Sept. 12, 1962 at Baltimore, but in a 16-inning performance.
June 12 and 15, 2016	Jayson Werth records two walk-off hits in the span of four games. On June 12, he laces a two-run single in the bottom of the ninth inning against the Phillies. On June 15, his two-out single in the bottom of the 12th inning gives the Nationals the 5-4 win on getaway day over the Cubs. Werth's excitement carries over postgame, leading to a memorable interview on the field with MASN sideline reporter, Dan Kolko.
June 30-July 3, 2016	Danny Espinosa puts together one of the more dominant series in MLB history. Over the course of the Nationals four-game series with the Reds, Espinosa clubs five home runs to drive in 15, a franchise record (Nationals/Expos) for RBI in a single series. He records two multi-homer games in a four-game span, including a grand slam in each of those contests, and in both games hit one home run from the left side of the plate and one home run from the right side.
July 29, 2016	Ryan Zimmerman initiates the first triple play in Nationals history (2005-pres.). With the bases loaded and nobody out in the bottom of the eighth inning, Giants shortstop Brandon Crawford hit a line drive at Zimmerman. Zimmerman stepped on first to double off Buster Posey for the second out, and fired the ball across the diamond to Anthony Rendon to catch Denard Span for the third out. It was the first 3-3-5 triple play turned in Major League Baseball history.
Aug. 23-24, 2016	Trea Turner matches a franchise record (Nationals/Expos) with hits in eight straight plate appearances.
Sept. 9, 2016	Trea Turner produces his first career multi-home run game, with the second of the two coming in walk-off fashion to help the Nationals beat the Phillies, 5-4. Since 1958 (the first season with official rookie designations) Turner became the fourth with at least two homers, including a walk-off, in a game he hit from the leadoff spot.
Sept. 17, 2016	With a strikeout of Freddie Freeman in the bottom of the first inning, Gio Gonzalez records Washington's 1,343rd strikeout of the season, a new franchise and D.C.-baseball record, besting the previous high of 1,342 strikeouts in 2015. The Nationals go on to strike out 1,476 batters in 2016.
Sept. 23, 2016	Wilson Ramos' solo home run in the top of the sixth inning is Washington's 195th home run of the season, setting a new franchise record and a D.C. baseball record for team home runs in a season. The previous high was 194 in 2012. The Nationals go on to hit 203 home runs during the 2016 season.
Sept. 24, 2016	With a 6-1 win over the Pirates coupled with a loss by the Mets, the Nationals clinch their third National League East Division title in the last five seasons. Washington's game concludes slightly before the Mets' game, so the Nationals gather in the visiting clubhouse at PNC Park to watch the final outs of the Phillies' victory over New York before popping the champagne.
Oct. 13, 2016	The Nationals fall to the Los Angeles Dodgers, 4-3, in Game 5 of the 2016 National League Division Series, ending their season.
Nov. 16, 2016	Max Scherzer is named the 2016 NL Cy Young Award winner, the first Cy Young award winner in Nationals history. He joins Hall of Famers Gaylord Perry, Pedro Martinez, and Randy Johnson, as well as Roger Clemens and Roy Halladay as the only pitchers to win Cy Young Awards in both the AL and NL.
Dec. 7, 2016	At the 2016 Baseball Winter Meetings held at nearby National Harbor, MD, the Nationals acquire Adam Eaton from the Chicago White Sox in exchange for Lucas Giolito, Reynaldo Lopez, and Minor Leaguer Dane Dunning.
April 25, 2017	Trea Turner joins Christian Guzman (8/28/08) and Brad Wilkerson (4/6/05) as the only players in Nationals history (2005-pres.) to hit for the cycle...Not only does he record the cycle, but Turner records seven RBI and becomes the eighth player in Major League history to drive in seven or more runs in a game while hitting for the cycle.
April 30, 2017	Anthony Rendon becomes the first player in MLB history to go 6-for-6 with 3 home runs and 10 RBI. His performance helps the Nationals score a franchise record 23 runs in a 23-5 win over the New York Mets.
July 17, 2017	Washington acquires Sean Doolittle and Ryan Madson from Oakland in exchange for Blake Treinen and a pair of minor leaguers...From July 18 through the end of the season, the Nationals lead the National League with a 3.40 bullpen ERA.
July 27, 2017	In the bottom of the third inning against Milwaukee, Brian Goodwin, Wilmer Difo, Bryce Harper and Ryan Zimmerman club back-to-back-to-back-to-back home runs -- tying a Major League record for consecutive home runs (joining



seven other clubs) and marking the first time in franchise history a Nationals or Expos team has accomplished that feat. After a one-batter pause, Anthony Rendon also homers, making the Nationals just the sixth team in Major League history to hit five home runs in a single inning (per the *Elias Sports Bureau*). Washington's eight home runs tie a franchise record for homers in a single game (July 30, 1978 vs. Atlanta).

July 30, 2017 Ryan Zimmerman surpasses Frank Howard for the most home runs in D.C. baseball history with his 238th career longball.

Sept. 10, 2017 The Nationals clinch their fourth division championship, soaking themselves in champagne after a 3-2 victory over the Phillies was coupled with the Atlanta Braves' 10-8 extra-innings walk-off win over the Miami Marlins.

Sept. 17, 2017 Stephen Strasburg's historic scoreless innings streak ends at 35.0...It was the longest in franchise history and, per *Elias*, the longest for any player in MLB since 2015: (Zack Greinke, 45.2 IP; Clayton Kershaw, 37.0 IP).

Oct. 30, 2017 Dave Martinez is officially named the seventh manager in Washington Nationals history.

Nov. 15, 2017 Max Scherzer earns his second straight NL Cy Young Award, while becoming the 10th pitcher in MLB history to win the Cy Young Award three times.

May 20, 2018 The Nationals select the contract of 19-year-old Juan Soto, making him the 10th player since 2001 to debut during his age-19 season (19 years, 207 days) and the second Nationals player to debut at the age of 19, joining Bryce Harper (19 years, 195 days).

July 31, 2018 Washington scores a franchise record (MON/WSH) 25 runs on a Nationals record (2005-pres.) 26 hits en route to the 25-4 win over the New York Mets...The 21-run margin of victory was a franchise mark and the largest differential in the Major Leagues since Philadelphia topped Cincinnati, 22-1 on July 6, 2009...Washington became the 17th team in Major League history (since 1900) to score at least 25 runs in a game.

Aug. 22, 2018 Ryan Zimmerman hits his 11th career walk-off home run, giving Washington the 8-7 win over the Phillies.

Sept. 25, 2018 Max Scherzer strikes out Miami's Austin Dean to record his 300th strikeout of the season.

Dec. 7, 2018 The Nationals agreed to terms with left-handed pitcher Patrick Corbin on a six-year contract.

May 11, 2019 Trailing 2-0 heading into the top of the eighth inning, the Nationals plate five runs in the frame to take the 5-2 lead. The inning is capped by a two-out, two-strike grand slam by newest National Gerardo Parra to give his new team the lead. It is Parra's first hit as a member of the Nationals and his second career grand slam.

June 9, 2019 Powered by back-to-back-to-back-to-back solo home runs in the top of the eighth inning, the Nationals top the San Diego Padres. Pinch hitter Howie Kendrick's homer puts the Nationals ahead and Trea Turner, Adam Eaton and Anthony Rendon follow to extend the lead one swing at a time. According to the *Elias Sports Bureau*, the Nationals are the only team to go back-to-back-to-back-to-back more than once in their history.

June 19, 2019 A freak bunting accident during batting practice the day before sent Max Scherzer to the hospital ahead of his scheduled start against the Phillies. He fractured his nose and suffered an extremely noticeable black eye as a result. Max insists his start was never in doubt and he went on to throw seven shutout innings of four-hit baseball.

July 23, 2019 Trea Turner records his second career cycle and the fourth cycle in Nationals history (2005-pres.) in the 11-1 win over Colorado. He becomes the fourth player in Major League Baseball to record a cycle this season and is one of 26 players in Major League history to put together more than one cycle in their career.

Sept. 3, 2019 Trailing 10-4 heading into the bottom of the ninth inning, the Nationals plate seven runs on seven hits to stage the largest ninth inning comeback in franchise history, eventually topping the Mets, 11-10. Kurt Suzuki finishes the historic comeback with his third career walk-off home run, a three-run blast off Edwin Diaz.

Sept. 24, 2019 The Nationals clinch a Wild Card berth following a doubleheader sweep of the Philadelphia Phillies coupled with a loss by the Chicago Cubs. Following the 6-5 win in game two, the Nationals stay on the field to watch the Pirates finish off the Cubs to officially put the Nationals in the Postseason. A celebration ensues on the field and eventually carries into the clubhouse. It will be Washington's fifth Postseason appearance and first via one of two National League Wild Card spots.

Oct. 2019 The Washington Nationals go on improbable run to win the World Series...It started with a three-run eighth inning to take the lead over Milwaukee in the Wild Card game and carried through a five-game NLDS victory over the Los Angeles Dodgers and a sweep of the St. Louis Cardinals in the NLCS to the World Series against the Houston Astros.

Oct. 25, 2019 A World Series game takes place in Washington D.C. for the first time since 1933. The Nationals fell, 4-1, to the Houston Astros in Game 3.

Oct. 30, 2019 With a 6-2 win over the Houston Astros, the Washington Nationals won their first World Series in franchise history and the brought the first World Series title to Washington D.C. since 1924.

Nov. 2, 2019 Fans line Constitution Ave. on a sun-filled Saturday afternoon to witness the championship parade honoring the 2019 World Series Champion Washington Nationals.

Nov. 4, 2019 Members of the Washington Nationals visit the White House and present President Donald Trump with a commemorative jersey.

Dec. 9, 2019 After opting out of his current contract following the 2019 season, Stephen Strasburg agrees to terms on a seven-year contract - making him a Washington National for life.

March 12, 2020	Major League Baseball decides to suspend Spring Training games and to delay the start of the 2020 regular season by at least two weeks due to the national emergency created by the coronavirus pandemic. The season is delayed until July 1, the start of Summer Camp.
July 9, 2020.....	Members of the 2019 World Champion Washington Nationals receive their World Series rings. Although not the traditional ring ceremony, players, coaches and staff took pictures with their ring and the Commissioner's Trophy at home plate.
July 18, 2020	The Nationals host the Philadelphia Phillies in the first team-vs-team exhibition during the historically different Summer Camp.
July 23, 2020	The Nationals and New York Yankees open Major League Baseball's 2020 season before a nationally televised audience on ESPN. During a pregame ceremony, the 2019 World Series banner was raised above the Nationals Park scoreboard where it will fly alongside banners honoring the 1924, 1925 and 1933 Washington Senators. In a moment of unity and in support of social justice, members of the Nationals and Yankees took a knee while holding a black fabric to connect each person during a moment of silence prior to the National Anthem.
Sept. 5, 2020.....	Nationals President of Baseball Operations and General Manager Mike Rizzo agrees to a multi-year contract extension.
Sept. 26, 2020	Nationals Manager Dave Martinez agrees to a multi-year contract extension.
April 6, 2021.....	After the first four games of the season were postponed, Juan Soto sent the fans home happy. His RBI-single in the bottom of the ninth inning off Braves' closer Will Smith plated Victor Robles to give the Nationals the win. It was Soto's first career walk-off hit and the third walk-off win in Nationals Opening Day history (other: March 30, 2008 vs. ATL and April 12, 2012 vs. CIN).
June 4, 2021	The Washington Nationals topped the Philadelphia Phillies, 2-1. With the win, Dave Martinez passed Davey Johnson (2011-13) for the most managerial wins in Nationals history (2005-pres.) with 225.
June 12-29, 2021.....	Kyle Schwarber hit 16 home runs - including seven leadoff home runs - during the month of June, the most in any single month in Nationals history (2005-pres.) and the second-most hit in the month of June in Major League history behind Sammy Sosa (20 in June 1998). Schwarber didn't hit his first home run until June 12 vs. San Francisco. From that date until June 29 vs. Tampa Bay, he hit 16 home runs in 18 games, becoming the third player in MLB history to hit 16 homers in 18 games (Barry Bonds, 2001; Sammy Sosa, 1998).
June 24, 2021.....	The Nationals beat the Marlins, 7-3, marking Mike Rizzo's 1,000th win as General Manager. In doing so, he became the ninth active President of Baseball Operations/General Manager to reach the 1,000 win mark and the sixth active to do it with one team.
June 30, 2021.....	On his 28th birthday, Trea Turner hit for the cycle for the third time in his career. He became the first player in Major League history to record a cycle on his birthday. His three career cycles are tied for the most in Major League history with Adrian Beltré, Babe Herman, Bob Meusel and Long John Reilly.
July 29-30, 2021.....	In a span of approximately 26 hours from July 29-30, the Washington Nationals acquired 12 players via six trades. The process began with the Nationals acquiring catcher Riley Adams from the Toronto Blue Jays in exchange for left-handed pitcher Brad Hand and ended approximately five minutes before the 4:00 p.m. ET trade deadline when Washington acquired outfielder Lane Thomas from the St. Louis Cardinals in exchange for left-handed pitcher Jon Lester. Most notably, the Nationals acquired right-handed pitcher Josiah Gray, catcher Keibert Ruiz, right-handed pitcher Gerardo Carrillo and outfielder Donovan Casey from the Los Angeles Dodgers in exchange for right-handed pitcher Max Scherzer and shortstop Trea Turner.

WASHINGTON, D.C. BALLPARKS

Pro baseball teams were formed in our nation's capital beginning in the early 1870s and those franchises played their games in ballparks commonly known as Swampoodle Grounds, Capitol Grounds and Boundary Field.

In 1892, the Washington Senators joined the expanding National League and began playing their home games at a site that would host professional baseball games into the early 1960s. From 1892-99, the Senators played at National Park, which had a seating capacity of approximately 6,500. Although never finishing above sixth place, the team drew fairly well, including more than 200,000 fans in 1896.

When the National League contracted from 12 franchises to eight following the 1899 season, the team was disbanded. However, it would only be two seasons before a professional team occupied that site again.

During those two years, former Western League president Ban Johnson was working to put together a second Major League to rival the NL. In 1901, the American League began play with eight franchises, including the Washington Nationals.

This franchise would play its home games on the same site as the previous National League Washington team, but the ballpark was appropriately renamed American League Base Ball Park and the capacity was expanded to nearly 10,000.

On March 17, 1911, tragedy struck the American League Base Ball Park. The all-wooden ballpark and four surrounding buildings were completely destroyed by a fire started by a plumber's blow lamp and a strong wind. American League Base Ball Park could not be saved as plumbers working on the park's drain pipes had shut off the water supply and by the time firefighters arrived, the grand stand and bleachers were engulfed in flames. At the time, the loss of the ballpark was estimated at \$20,000.

Thomas C. Noyes, president of the Washington franchise, gained approval from the Board of Directors to announce that work would begin immediately on a new ballpark with a steel grandstand. With the players at Spring Training and Opening Day less than a month away, crews worked tirelessly to get the ballpark ready for the home opener.

By Opening Day 1911, the grandstands were sufficiently erected for the Nationals to host the Boston Red Sox with President William Howard Taft in attendance. The work on the ballpark continued when the team was on the road and was completed on July 24, 1911 at a final cost of approximately \$100,000. Seating capacity was more than 27,000, including a presidential box near the first base dugout.

In 1920, the American League Base Ball Park was renamed Griffith Stadium in recognition of the franchise's owner and president, Clark Griffith. The only major alteration to the ballpark was also made in 1920 as the double-decked stands were extended from the bases to the foul poles.

During the late-1930s and 1940s, Griffith Stadium had another part-time tenant - the famed Homestead Grays of the Negro Leagues. Originally from Pennsylvania, the Grays played half of their games at Forbes Field in Pittsburgh and half at Griffith Stadium when the Washington franchise was on the road. Some of the most revered players in Negro League history played for the Grays, including Josh Gibson, Buck Leonard, Cool Papa Bell and Sam Bankhead, as they won nine Negro League championships.

Griffith Stadium, which also hosted the Major League Baseball All-Star Game in 1937 and 1956 and three World Series in 1924, 1925 and 1933, remained the home of the Washington franchise until it was moved to Minneapolis following the 1960 season.

The expansion Washington Senators played their inaugural season at Griffith Stadium in 1961 before moving into District of Columbia Stadium for the 1962 season.

After having been the site of professional baseball in Washington, D.C., since 1892, the final game at Griffith Stadium was played on Sept. 21, 1961 as the Senators fell to Minnesota, 4-3, before a crowd of 1,498 fans. Griffith Stadium was demolished in 1965 and the land is now utilized by Howard University. Nearly 1,000 of the original seats from Griffith Stadium were moved to a Spring Training facility near Orlando, Fla., Tinker Field.

A federally-owned stadium, District of Columbia Stadium was a new three-tiered, multi-purpose facility constructed near the Potomac River at a cost of approximately \$24 million. The Senators signed a 10-year lease on September 29, 1961 with the D.C. Armory Board for the stadium, which had a seating capacity of 45,016.

On April 9, 1962, the Senators played their first regular season game at District of Columbia Stadium. A crowd of 42,143 - including President John F. Kennedy — saw Senators pitcher Bennie Daniels defeat the Detroit Tigers, 4-1. Interestingly enough, Daniels suffered the loss at both the final game at Ebbets Field in 1957 and the final game at Griffith Stadium in 1961.

Under the direction of the D.C. Armory Board, the stadium was officially renamed Robert F. Kennedy Memorial Stadium on January 18, 1969.

The 1969 Major League Baseball All-Star Game was the fourth hosted by the Senators and the second at RFK Stadium (also first game in 1962). Despite the American League dropping a 9-3 decision to the National League, Washington fans saw future Hall of Famer Willie McCovey hit a pair of homers and hometown favorite Frank Howard hit one as well.

In 1971, the Senators played their final season at RFK Stadium before moving to Arlington, Tex. The final regular season Major League Baseball game was played at RFK on September 30, 1971. Washington hosted the New York Yankees before a crowd of just 14,460 in a game that was never finished. The Senators were holding on to a 7-5 lead with two outs in the top of the ninth inning when fans rushed the field. The umpiring crew could not clear the field and the game was forfeited to the Yankees, 9-0, per MLB forfeit rules.

RFK Stadium hosted 16 exhibition games involving Major League teams after the Senators moved in 1971. A portion of the proceeds from most of the games was donated to various charities. Attendance at the 16 contests averaged more than 27,600 per game. Following is a listing of those games:

DATE	TEAMS/SCORE	ATTENDANCE	DATE	TEAMS/SCORE	ATTENDANCE
May 22, 1972	PIT vs. BAL	30,112	April 4, 1992	BOS 4, BAL 3	20,501
August 14, 1972	BOS vs. NYM	32,432	April 5, 1992	BOS 9, PHI 3	16,823
April 5, 1987	NYM 1, PHI 0 (5 innings/rain)	45,614	April 2, 1993	NYM vs. NYY	Postponed (Rain)
April 3, 1988	NYM 10, BAL 7	36,123	April 3, 1993	PIT 4, BAL 3	23,575
April 1, 1989	BAL 6, PIT 4	24,877	April 2, 1994	MIL 8, DET 3	14,376
April 2, 1989	BAL 7, STL 6 (10 innings)	37,204	April 3, 1994	MIL vs. DET	Cancelled
April 7, 1990	STL 11, BAL 10	21,298	April 2, 1999	MON 5, STL 4	20,640
April 6, 1991	BOS 4, BAL 1	37,458	April 3, 1999	STL 2, MON 1	30,112
April 7, 1991	BOS 6, BAL 5	43,264			

On March 14, 2006, Washington, D.C. Mayor Anthony Williams, the D.C. Sports & Entertainment Commission and the Washington Nationals unveiled plans for a 41,000-seat state-of-the-art baseball stadium located in Southeast D.C. Seven weeks later, on May 4, ground was officially broken on the ballpark site. Washington opened Nationals Park on March 30, 2008 with a 3-2 win over Atlanta, televised nationally on ESPN's Sunday Night Baseball. President George W. Bush threw the ceremonial first pitch, then Ryan Zimmerman led the club to victory with a game-ending solo shot in the ninth inning.

CAPITAL PUNISHER

Frank Howard blasted 237 of his 382 career home runs during his seven-year tenure with the the Senators from 1965-71. Only Ryan Zimmerman (264) has hit more long balls while representing Washington D.C. Roy Sievers is third with 180.

"Hondo" came to D.C. on Dec. 4, 1964 via a seven-player trade with the Dodgers that also netted Ken McMullen, Phil Ortega, Dick Nen and Pete Richert in exchange for John Kennedy, Claude Osteen and \$100,000.

A love affair between player and town began almost immediately, as teammates, media and fans alike marveled at Howard's tape-measure home runs, many of which taunted cavernous D.C. Stadium's dimensions.

Howard's 172 homer runs from 1967-70 were the most in MLB in that span, as Hall-of-Famers Harmon Killebrew and Willie McCovey tied for second with just 151.

Howard eventually represented the Senators in four Mid-Summer Classics and led the American League in home runs twice (44 in both 1968 and '70). "The Capital Punisher" also paced the AL in RBI (126) and walks (132) in 1970.

WASHINGTON, D.C. PROFESSIONAL BASEBALL TEAMS

YEAR(S)	LEAGUE	TEAM NAME	NOTE
1871-72	National Association	Olympic Baseball Club of Washington.....	Renamed Nationals Base Ball Club of Washington in mid-1872 season
1875	National Association	Washington Nationals.....	Disbanded after 1875 season
1879-80	National Association	Washington Nationals.....	Disbanded after 1880 season
1881	Eastern Association	Washington Nationals.....	Moved to Albany in mid-1881
1884	Union Association	Washington Nationals (a.k.a Quicksteps).....	Moved to Eastern Association for 1885 season
	American Association	Washingtons.....	Moved to Richmond in mid-1884
1885	Eastern Association	Washington Nationals.....	Disbanded after 1885 season
1886-89	National League	Washington Statesmen (a.k.a. Senators).....	Disbanded after 1889 season
1887	League of Colored Baseball Clubs	Capital Cities.....	Disbanded after 1887 season
1890	Atlantic Association	Washington Senators.....	Disbanded after 1890 season
1891	American Association	Washington Statesmen (a.k.a. Nationals).....	Disbanded after 1891 season
1892-99	National League	Washington Senators.....	Disbanded after 1899 season
1901-04	American League	Washington Senators.....	Renamed Washington Nationals after 1904 season
1905-55	American League	Washington Nationals.....	Renamed Washington Senators after 1955 season
1908	Union League	Washington Bandits.....	League disbanded in 1908
1912	United States League	Washington Senators.....	Disbanded in mid-1912
1924-25	Eastern Colored League	Washington Potomacs.....	Moved to Wilmington
1932	East-West League	Washington Pilots.....	League disbanded in 1932
1936-37	Negro National League	Washington Elite Giants.....	Moved to Baltimore for 1938 season
1937-48	Negro National League	Washington-Homestead Grays.....	League disbanded in 1948
1938	Negro National League	Washington Black Senators.....	Disbanded after 1938 season
1956-60	American League	Washington Senators.....	Moved to Minnesota for 1961 season
1961-71	American League	Washington Senators.....	Moved to Texas for 1972 season
2005-	National League	Washington Nationals.....	Team relocated from Montreal (beg. 2005 season)

SOURCE: National Baseball Hall of Fame and Museum, Cooperstown, NY

THE TRADITION OF OPENING DAY IN WASHINGTON, D.C.

Each Major League Club has its own unique celebration to mark the opening of the Major League Baseball season, but Opening Day in the nation's capital, Washington, D.C., was always a special and sometimes historic event. Washington, D.C.'s Opening Day tradition dates to April 14, 1910. William Howard Taft, the 27th President of the United States, attended the home opener of the Washington Senators against the Philadelphia Athletics. Numerous other government officials, including Vice President James Sherman, joined President Taft at the ballpark.

An overflow crowd of 12,000 fans—the largest baseball crowd in Washington at that time—gave President Taft a standing ovation as he made his way to his seats on the first-base side. Team president Thomas C. Noyes then took the two managers—Washington's Jimmy McAleer and Philadelphia's legendary Connie Mack—to meet the President.

Just prior to the start of the game, umpire Billy Evans walked over to President Taft's box and presented him with a new baseball. Evans instructed President Taft that he was to throw the ball from his seat in the stands to Senators pitcher Walter Johnson, who was standing at home plate, to officially commence the start of the American League championship season. After giving the ball briefly to First Lady Helen Taft, the President adjusted his gloves and made a good throw to Johnson, who immediately gave the ball to catcher Charles Street to have it secured in a safe place.

President Taft watched the entire game, a 3-0 Washington victory in which Johnson hurled a one-hit, complete-game shutout. After the game, Johnson sent the historic ball to the White House accompanied by a note to President Taft asking for his autograph on the ball. President Taft returned the ball after penning the following on it:

"For Walter Johnson, with the hope that he may continue to be as formidable as in yesterday's game. William H. Taft."

Although President Taft was the first to throw out a ceremonial first pitch, it was not the first time a President of the United States attended a Major League Baseball game. Benjamin Harrison, the 23rd U.S. President, is believed to be the first sitting President to attend a Major League game when he witnessed a NL game between Cincinnati and Washington in June 1892. That wasn't even the first interaction with a professional baseball team as nine years earlier President Chester A. Arthur welcomed the Cleveland franchise of the National League to the White House.

Having the President throw out the ceremonial first pitch at Washington's home opener was such an enormous success—not only in the nation's capital but around the country—that it led to the American League granting Washington permission to open the American League championship season one day before the rest of the League. This action was approved on December 13, 1927, in recognition of the U.S. President throwing out the ceremonial first pitch.

Including President Taft's precedent-setting throw in 1910, 12 different Presidents attended a home opener of the Washington Senators a total of 46 times. The Senators posted a 23-23 mark in home openers with a President present.

President Taft (2-0) and Woodrow Wilson (3-0), the 28th U.S. President, were the only two to never see the Senators lose. The only U.S. Presidents never to see Washington win a home opener were Lyndon Johnson (0-3), Richard Nixon (0-2) and Barack Obama (0-1). Following is the breakdown of Washington's record on Opening Day, listed by President:

PRESIDENT OF THE UNITED STATES	WASHINGTON'S RECORD ON OPENING DAY
Woodrow Wilson (D)	3-0 (1,000)
William Howard Taft (R)	2-0 (1,000)
George W. Bush (R)	2-0 (1,000)
Calvin Coolidge (R)	3-1 (.750)
Warren Harding (R)	2-1 (.667)
Dwight Eisenhower (R)	4-3 (.571)
Franklin Roosevelt (D)	4-4 (.500)
Harry Truman (D)	3-4 (.429)
John F. Kennedy (D)	1-2 (.333)
Herbert Hoover (R)	1-3 (.250)
Barack Obama (D)	0-1 (.000)
Richard Nixon (R)	0-2 (.000)
Lyndon Johnson (D)	0-3 (.000)
TOTAL	25-24 (.510) Democrats 11-14 (.440), Republicans 14-10 (.583)

Prior to the Senators move to Texas in 1972, each President since Taft was in attendance for a Washington Senators home opener at least once. Several Presidents had to miss on occasion, including President Taft in 1912 because of the sinking of the Titanic and President Wilson in 1918 and 1919 because of World War I.

Since 1972, the tradition of Presidents and Opening Day has continued in other Major League cities. The only President to never throw out a ceremonial first pitch at an Opening Day game was Jimmy Carter. President George W. Bush threw out the ceremonial first pitch at RFK Stadium on April 14, 2005 to usher the return of baseball to the nation's capital, then again to open Nationals Park on March 30, 2008. President Barack Obama continued the tradition on April 5, 2010, throwing out the first pitch prior to the Nationals' season opener vs. Philadelphia.

FRANCHISE OPENING DAY NOTES

FRANCHISE OPENING DAY HISTORY

The 2022 season - the Nationals 18th in the nation's capital - begins on March 31st when they face the New York Mets at Citi Field...The Nationals are 8-9 on Opening Day, including 4-6 at home and 4-3 on the road...Washington opened 2021 with a 6-5 walk-off win over the Atlanta Braves.

- The Nationals/Expos record on Opening Day is 26-27 (.491), including an all-time mark of 7-9 in 16 season openers at home and 19-18 in road openers... The Expos went 18-18 (.500) on Opening Day (15-15 in road openers; 3-3 in Quebec and 3-3 when playing host on Opening Day).
- Opening Day 2022 will mark the fifth time the Nationals (2005-pres.) have faced the Mets on Opening Day...Washington faced New York on Opening Day in 2006, 2014, 2015 and 2019...The Nationals were scheduled to open the 2021 season against the Mets before the series was cancelled due to a COVID-19 outbreak within the Nationals.
- The Washington Nationals opened Nationals Park and earned their first Opening Day victory on March 30, 2008, with a 3-2 win over Atlanta on ESPN's Sunday Night Baseball...Ryan Zimmerman led the Nationals to victory with a walk-off solo homer in the bottom of the ninth inning, snapping a streak of four consecutive losses in season openers for the Nationals/Expos...Opening Day in Washington, D.C. has long been a baseball tradition, as from 1952-71, the Senators annually opened the American League schedule by hosting a game.

OPENING DAY STARTING NODS

Twenty-four different pitchers have toed the rubber in a starting role for the Nationals/Expos on Opening Day in 50 seasons since 1969...Only nine made more than one Opening Day start for this franchise...Four have made more than one for the Nationals since 2005.

PITCHER	OPENING DAY STARTS (MON/WSH)	PITCHER	OPENING DAY STARTS (2005-PRES.)
Steve Rogers.....	9 (1976-83, 1985)	Max Scherzer.....	6 (2015-16, 2018-21)
Dennis Martinez.....	6 (1988-93)	Stephen Strasburg.....	4 (2012-14, 2017)
Max Scherzer.....	6 (2015-16, 2018-21)	Livan Hernandez.....	3 (2005-06, 2011)
Livan Hernandez.....	4 (2004-06, 2011)	John Lannan.....	2 (2009-10)
Stephen Strasburg.....	4 (2012-14, 2017)		
Jeff Fassero.....	3 (1994-96)		
Dustin Hermanson.....	2 (1999-00)		
John Lannan.....	2 (2009-10)		
Javier Vazquez.....	2 (2001-02)		

- 15 pitchers have made one Opening Day start for the Nationals/Expos franchise: Odalis Perez (2008), John Patterson (2007), Tony Armas Jr. (2003), Carlos Perez (1998), Jim Bullinger (1997), Floyd Youmans (1987), Bryn Smith (1986), Charlie Lea (1984), Dave McNally (1975), Steve Renko (1974), Mike Torrez (1973), Bill Stoneman (1972), Carl Morton (1971), Joe Sparna (1970), Jim Grant (1969).

FRANCHISE OPENING DAY STARTING LINEUPS (MONTREAL EXPOS 1969-2004, WASHINGTON NATIONALS 2005-PRESENT)

APRIL 6, 1969 at NYM

MONTREAL NYM	11
Attendance — 44,541	10
Maury Wills.....	SS
Gary Sutherland.....	2B
Rusty Staub.....	RF
Mack Jones.....	LF
Bob Bailey.....	1B
John Balemam.....	C
Coco Laboy.....	3B
Don Hahn.....	CF
Jim Grant.....	RHP

APRIL 15, 1972 at STL

MONTREAL STL	3
Attendance — 7,808	2
Ron Hunt.....	2B
Bob Bailey.....	3B
Mike Jorgensen.....	1B
Ron Fairly.....	RF
Ken Singleton.....	LF
Boots Day.....	CF
Terry Humphrey.....	C
Tim Foli.....	SS
Bill Stoneman.....	RHP

APRIL 7, 1975 at STL

MONTREAL STL	8
Attendance — 31,769	4
Tony Scott.....	LF
Tim Foli.....	SS
Pepe Mangual.....	CF
Mike Jorgensen.....	1B
Barry Foote.....	C
Gary Carter.....	RF
Pete Mackanin.....	2B
Larry Parrish.....	3B
Dave McNally.....	LHP

APRIL 7, 1978 at NYM

MONTREAL NYM	1
Attendance — 11,756	3
Ellis Valentine.....	RF
Dave Cash.....	2B
Andre Dawson.....	CF
Gary Carter.....	1B
Tony Perez.....	1B
Warren Cromartie.....	LF
Larry Parrish.....	3B
Chris Speier.....	SS
Steve Rogers.....	RHP

APRIL 6, 1970 at CIN

MONTREAL CIN	1
Attendance — 30,124	5
Gary Sutherland.....	2B
Rusty Staub.....	RF
Ron Fairly.....	1B
Bob Bailey.....	LF
Coco Laboy.....	3B
Adolfo Phillips.....	CF
John Boccabella.....	C
Bobby Wine.....	SS
Joe Sparna.....	RHP

APRIL 6, 1973 at CHI

MONTREAL CHI	2
Attendance — 40,273	3
Ron Hunt.....	2B
Tim Foli.....	SS
Mike Jorgensen.....	1B
Ron Fairly.....	LF
Ken Singleton.....	RF
Bob Bailey.....	3B
Jorge Roque.....	CF
John Boccabella.....	C
Mike Torrez.....	RHP

APRIL 9, 1976 at NYM

MONTREAL NYM	2
Attendance — 15,963	3
Pepe Mangual.....	CF
Larry Blittner.....	LF
Mike Jorgensen.....	1B
Larry Parrish.....	3B
Barry Foote.....	C
Gary Carter.....	RF
Pete Mackanin.....	2B
Tim Foli.....	SS
Steve Rogers.....	RHP

APRIL 6, 1979 at PIT

MONTREAL PIT	3
Attendance — 36,141	2
Andre Dawson.....	CF
Rodney Scott.....	2B
Warren Cromartie.....	LF
Ellis Valentine.....	RF
Tony Perez.....	1B
Gary Carter.....	C
Larry Parrish.....	3B
Chris Speier.....	SS
Steve Rogers.....	RHP

APRIL 6, 1971 at NYM

MONTREAL NYM	2
Attendance — 26,062	4
Boots Day.....	CF
Ron Hunt.....	2B
Rusty Staub.....	RF
Bob Bailey.....	3B
Ron Fairly.....	1B
Mack Jones.....	LF
John Balemam.....	C
Bobby Wine.....	SS
Carl Morton.....	RHP

APRIL 10, 1974 at PIT

MONTREAL PIT	12
Attendance — 40,434	8
[13 min.]	
Ron Hunt.....	3B
Willie Davis.....	CF
Bob Bailey.....	LF
Hal Breeden.....	1B
Ken Singleton.....	RF
Jim Cox.....	2B
Barry Foote.....	C
Tim Foli.....	SS
Steve Renko.....	RHP

APRIL 9, 1977 at PHI

MONTREAL PHI	4
Attendance — 43,367	3
Dave Cash.....	2B
Tim Foli.....	SS
Ellis Valentine.....	RF
Tony Perez.....	1B
Larry Parrish.....	3B
Gary Carter.....	C
Andre Dawson.....	CF
Warren Cromartie.....	LF
Steve Rogers.....	RHP

APRIL 11, 1980 at PHI

MONTREAL PHI	3
Attendance — 48,460	6
Ron Leflore.....	LF
Rodney Scott.....	2B
Andre Dawson.....	CF
Ellis Valentine.....	RF
Larry Parrish.....	3B
Gary Carter.....	C
Warren Cromartie.....	1B
Chris Speier.....	SS
Steve Rogers.....	RHP

FRANCHISE OPENING DAY STARTING LINEUPS (MONTREAL EXPOS 1969-2004, WASHINGTON NATIONALS 2005-PRESENT)

APRIL 8, 1981 at PIT	
MONTREAL	6
PIT	5
Attendance – 40,332	
Tim Raines.....LF	
Rodney Scott.....CF	
Andre Dawson.....RF	
Ellis Valentine.....CF	
Gary Carter.....C	
Larry Parrish.....3B	
Warren Cromartie.....RF	
Chris Speier.....SS	
Steve Rogers.....RHP	

APRIL 9, 1982 at PHI	
MONTREAL	2
PHI	0
Attendance – 7,795	
Tim Raines.....LF	
Wallace Johnson.....2B	
Andre Dawson.....CF	
Al Oliver.....1B	
Gary Carter.....C	
Warren Cromartie.....RF	
Tim Wallach.....3B	
Chris Speier.....SS	
Steve Rogers.....RHP	

APRIL 6, 1983 at CHI	
MONTREAL	3
CHI	0
Attendance – 4,802	
Tim Raines.....LF	
Bryan Little.....SS	
Andre Dawson.....CF	
Al Oliver.....C	
Gary Carter.....C	
Tim Wallach.....3B	
Warren Cromartie.....RF	
Doug Flynn.....2B	
Steve Rogers.....RHP	

APRIL 3, 1984 at HOU	
MONTREAL	4
HOU	2
Attendance – 28,105	
Pete Rose.....LF	
Bryan Little.....2B	
Tim Raines.....CF	
Andre Dawson.....RF	
Gary Carter.....C	
Tim Wallach.....3B	
Terry Francona.....1B	
Argenis Salazar.....SS	
Charlie Lea.....RHP	

APRIL 8, 1985 at CIN	
MONTREAL	1
CIN	4
Attendance – 52,971	
Tim Raines.....LF	
Herm Winningham.....CF	
Andre Dawson.....RF	
Dan Driessen.....1B	
Hubie Brooks.....SS	
Vance Law.....2B	
Tim Wallach.....3B	
Mike Fitzgerald.....C	
Steve Rogers.....RHP	

APRIL 8, 1986 at ATL	
MONTREAL	0
ATL	6
Attendance – 37,858	
Tim Raines.....LF	
Vance Law.....2B	
Andre Dawson.....RF	
Jason Thompson.....1B	
Hubie Brooks.....SS	
Tim Wallach.....3B	
Mitch Webster.....CF	
Darrin Blardello.....C	
Bryn Smith.....RHP	

APRIL 6, 1987 at CIN	
MONTREAL	5
CIN	11
Attendance – 55,166	
Alonzo Powell.....LF	
Mitch Webster.....RF	
Andrés Galarraga.....2B	
Hubie Brooks.....SS	
Tim Wallach.....3B	
Vance Law.....2B	
Jeff Reed.....C	
Reid Nichols.....CF	
Floyd Youmans.....RHP	

APRIL 4, 1988 vs. NYM	
NYM	10
MONTREAL	6
Attendance – 55,415	
Tim Raines.....LF	
Mitch Webster.....2B	
Hubie Brooks.....RF	
Tim Wallach.....3B	
Andrés Galarraga.....1B	
Tom Foley.....2B	
Luis Rivera.....SS	
Jeff Reed.....C	
Dennis Martinez.....RHP	

APRIL 4, 1989 vs. PIT	
PIT	5
MONTREAL	6
Attendance – 35,154	
Tim Raines.....LF	
Dave Martinez.....CF	
Andrés Galarraga.....1B	
Hubie Brooks.....RF	
Tim Wallach.....3B	
Tom Foley.....2B	
Nelson Santovenia.....C	
Spike Owen.....SS	
Dennis Martinez.....RHP	

APRIL 9, 1990 at STL	
MONTREAL	5
STL	0
Attendance – 48,752 (11 inn.)	
Delino DeShields.....2B	
Marquis Grissom.....CF	
Tim Raines.....LF	
Tim Wallach.....3B	
Andrés Galarraga.....1B	
Larry Walker.....RF	
Nelson Santovenia.....C	
Spike Owen.....SS	
Dennis Martinez.....RHP	

APRIL 8, 1991 at PIT	
MONTREAL	7
PIT	0
Attendance – 54,274	
Delino DeShields.....2B	
Dave Martinez.....CF	
Ivan Calderon.....LF	
Tim Wallach.....3B	
Larry Walker.....RF	
Andrés Galarraga.....1B	
Ron Hassey.....1B	
Spike Owen.....SS	
Dennis Martinez.....RHP	

APRIL 6, 1992 at PIT	
MONTREAL	0
PIT	2
Attendance – 48,000	
Delino DeShields.....2B	
Marquis Grissom.....CF	
Ivan Calderon.....LF	
Larry Walker.....RF	
Tim Wallach.....1B	
Bret Barberie.....3B	
Darrin Fletcher.....C	
Spike Owen.....SS	
Dennis Martinez.....RHP	

APRIL 5, 1993 at CIN	
MONTREAL	1
CIN	2
Attendance – 55,456	
Delino DeShields.....2B	
Moises Alou.....LF	
Marquis Grissom.....CF	
Larry Walker.....RF	
Frank Bolick.....3B	
John Vander Wal.....1B	
Wil Cordero.....SS	
Tim Laker.....C	
Dennis Martinez.....RHP	

APRIL 4, 1994 at HOU	
MONTREAL	5
HOU	6
Attendance – 45,440 (12 inn.)	
Marquis Grissom.....CF	
Mike Lansing.....2B	
Moises Alou.....LF	
Larry Walker.....RF	
Darrin Fletcher.....C	
Wil Cordero.....SS	
Cliff Floyd.....1B	
Sean Berry.....3B	
Jeff Fassero.....LHP	

APRIL 2, 1995 at PIT	
MONTREAL	6
PIT	2
Attendance – 34,841	
Mike Lansing.....2B	
Cliff Floyd.....1B	
Roberto Kelly.....CF	
Moises Alou.....RF	
Darrin Fletcher.....C	
Wil Cordero.....SS	
Tony Tarasco.....LF	
Sean Berry.....3B	
Jeff Fassero.....LHP	

APRIL 2, 1996 at CIN	
MONTREAL	1
CIN	4
Attendance – 53,136	
Mark Grudzielanek.....SS	
Mike Lansing.....2B	
Rondell White.....CF	
Moises Alou.....LF	
David Segui.....1B	
Sherman Obando.....RF	
Darrin Fletcher.....C	
Shane Andrews.....3B	
Jeff Fassero.....LHP	

APRIL 1, 1997 vs. STL	
STL	1
MONTREAL	2
Attendance – 33,437	
Mark Grudzielanek.....SS	
Mike Lansing.....2B	
Rondell White.....CF	
Henry Rodriguez.....RF	
David Segui.....1B	
Darrin Fletcher.....C	
Joe Orsulak.....RF	
Shane Andrews.....3B	
Jim Bullinger.....RHP	

APRIL 1, 1998 vs. PIT	
PIT	4
MONTREAL	0
Attendance – 31,220	
Mark Grudzielanek.....SS	
F.P. Santangelo.....CF	
Vladimir Guerrero.....RF	
Brad Fuller.....1B	
Rondell White.....LF	
Jose Vidro.....2B	
Shane Andrews.....3B	
Chris Widger.....C	
Carlos Perez.....LHP	

APRIL 5, 1999 at PIT	
MONTREAL	9
PIT	2
Attendance – 43,405	
Wilton Guerrero.....2B	
Orlando Cabrera.....SS	
Rondell White.....LF	
Vladimir Guerrero.....RF	
Nick Johnson.....1B	
Brad Fuller.....3B	
Michael Barrett.....C	
Chris Widger.....C	
Manny Martinez.....CF	
Dustin Hermanson.....RHP	

APRIL 3, 2000 vs. LAD	
LAD	10
MONTREAL	4
Attendance – 51,249	
Peter Bergeron.....CF	
Jose Vidro.....2B	
Rondell White.....LF	
Vladimir Guerrero.....RF	
Lee Stevens.....1B	
Michael Barrett.....3B	
Chris Widger.....C	
Orlando Cabrera.....SS	
Dustin Hermanson.....RHP	

APRIL 2, 2001 at CHI	
MONTREAL	5
CHI	4
Attendance – 38,466 (10 inn.)	
Peter Bergeron.....CF	
Jose Vidro.....2B	
Fernando Tatis.....3B	
Vladimir Guerrero.....RF	
Lee Stevens.....1B	
Milton Bradley.....LF	
Orlando Cabrera.....SS	
Michael Barrett.....C	
Javier Vazquez.....RHP	

APRIL 3, 2002 vs. FLA	
FLA	6
MONTREAL	7
Attendance – 34,351	
Peter Bergeron.....CF	
Jose Vidro.....2B	
Vladimir Guerrero.....RF	
Orlando Cabrera.....SS	
Lee Stevens.....1B	
Chris Truby.....3B	
Brad Wilkerson.....LF	
Michael Barrett.....C	
Javier Vazquez.....RHP	

MARCH 31, 2003 at ATL	
MONTREAL	10
ATL	2
Attendance – 40,258	
Andy Chavez.....CF	
Jose Vidro.....2B	
Ron Calloway.....RF	
Wil Cordero.....1B	
Brad Wilkerson.....LF	
Orlando Cabrera.....SS	
Fernando Tatis.....3B	
Michael Barrett.....C	
Tony Armas, Jr.....RHP	

APRIL 6, 2004 at FLA	
MONTREAL	3
FLA	4
Attendance – 55,315	
Peter Bergeron.....CF	
Jose Vidro.....2B	
Carl Everett.....RF	
Orlando Cabrera.....SS	
Brad Wilkerson.....LF	
Tony Batista.....3B	
Termel Sledge.....LF	
Livan Hernandez.....RHP	

APRIL 4, 2005 at PHI	
WASHINGTON	4
PHI	8
Attendance – 44,080	
Brad Wilkerson.....CF	
Cristian Guzman.....SS	
Jose Vidro.....2B	
Jose Guillen.....RF	
Nick Johnson.....1B	
Alfonso Soriano.....LF	
Ryan Zimmerman.....3B	
Royce Clayton.....SS	
Termel Sledge.....LF	
Brian Schneider.....C	
Livan Hernandez.....RHP	

APRIL 3, 2006 at NYM	
WASHINGTON	2
NYM	3
Attendance – 54,371	
Brandon Watson.....CF	
Jose Vidro.....2B	
Jose Guillen.....RF	
Nick Johnson.....1B	
Afonso Soriano.....LF	
Ryan Zimmerman.....3B	
Royce Clayton.....SS	
Brian Schneider.....C	
Livan Hernandez.....RHP	

APRIL 2, 2007 vs. FLA	
FLA	9
WASHINGTON	2
Attendance – 40,389	
Felipe Lopez.....2B	
Cristian Guzman.....SS	
Ryan Zimmerman.....3B	
Austin Kearns.....RF	
Dmitri Young.....1B	
Brian Schneider.....C	
Ryan Church.....LF	
Nook Logan.....CF	
John Patterson.....RHP	

March 30, 2008 vs. ATL	
ATL	2
WASHINGTON	3
Attendance – 39,389	
Cristian Guzman.....SS	
Lastings Milledge.....CF	
Ryan Zimmerman.....3B	
Nick Johnson.....1B	
Austin Kearns.....RF	
Paul Du Duca.....C	
Elijah Dukes.....LF	
Ronnie Belliard.....2B	
Odalis Perez.....LHP	

FRANCHISE OPENING DAY STARTING LINEUPS (MONTREAL EXPOS 1969-2004, WASHINGTON NATIONALS 2005-PRESENT)

April 6, 2009 at FLA

WASHINGTON	6
FLA	12
Attendance — 34,523	
Lastings Milledge.....CF	
Cristian Guzman.....SS	
Ryan Zimmerman.....3B	
Adam Dunn.....LF	
Nick Johnson.....1B	
Austin Kearns.....RF	
Ronnie Belliard.....2B	
Jesus Flores.....C	
John Lannan.....LHP	

April 5, 2010 vs. PHI

PHI	11
WASHINGTON	1
Attendance — 41,290	
Nyjer Morgan.....CF	
Willie Harris.....RF	
Ryan Zimmerman.....3B	
Adam Dunn.....1B	
Josh Willingham.....LF	
Adam Kennedy.....2B	
Ivan Rodriguez.....C	
Ian Desmond.....SS	
John Lannan.....LHP	

March 31, 2011 vs. ATL

ATL	2
WASHINGTON	0
Attendance — 39,055	
Ian Desmond.....SS	
Jayson Werth.....RF	
Ryan Zimmerman.....3B	
Adam LaRoche.....1B	
Michael Morse.....LF	
Rick Ankiel.....CF	
Danny Espinosa.....2B	
Ivan Rodriguez.....C	
Livan Hernandez.....RHP	

April 5, 2012 at CHI

WASHINGTON	2
CHI	1
Attendance — 41,176	
Ian Desmond.....SS	
Danny Espinosa.....2B	
Ryan Zimmerman.....3B	
Adam LaRoche.....1B	
Jayson Werth.....RF	
Mark DeRosa.....LF	
Roger Bernadina.....CF	
Wilson Ramos.....C	
Stephen Strasburg.....RHP	

April 1, 2013 vs. MIA

MIA	0
WASHINGTON	2
Attendance — 45,274	
Denard Span.....CF	
Jayson Werth.....RF	
Bryce Harper.....LF	
Ryan Zimmerman.....3B	
Adam LaRoche.....1B	
Ian Desmond.....SS	
Danny Espinosa.....2B	
Wilson Ramos.....C	
Stephen Strasburg.....RHP	

March 31, 2014 at NYM

WASHINGTON	9
NYM	7
Attendance — 42,442	
Denard Span.....CF	
Ryan Zimmerman.....3B	
Jayson Werth.....RF	
Wilson Ramos.....C	
Bryce Harper.....LF	
Ian Desmond.....SS	
Adam LaRoche.....1B	
Anthony Rendon.....2B	
Stephen Strasburg.....RHP	

April 6, 2015 vs. NYM

NYM	3
WASHINGTON	1
Attendance — 42,295	
Michael A. Taylor.....CF	
Yunel Escobar.....3B	
Bryce Harper.....RF	
Ryan Zimmerman.....1B	
Wilson Ramos.....C	
Ian Desmond.....SS	
Dan Uggla.....2B	
Tyler Moore.....LF	
Max Scherzer.....RHP	

April 4, 2016 at ATL

WASHINGTON	4
ATL	3
Attendance — 48,282	
Ben Revere.....CF	
Anthony Rendon.....3B	
Bryce Harper.....RF	
Ryan Zimmerman.....1B	
Daniel Murphy.....2B	
Jayson Werth.....LF	
Wilson Ramos.....C	
Danny Espinosa.....SS	
Max Scherzer.....RHP	

April 3, 2017 vs. MIA

MIA	2
WASHINGTON	4
Attendance — 42,774	
Trea Turner.....SS	
Adam Eaton.....CF	
Bryce Harper.....RF	
Daniel Murphy.....2B	
Ryan Zimmerman.....1B	
Jayson Werth.....LF	
Stephen Drew.....3B	
Matt Wieters.....C	
Stephen Strasburg.....RHP	

March 30, 2018 at CIN

WASHINGTON	2
CIN	0
Attendance — 43,878	
Adam Eaton.....LF	
Anthony Rendon.....3B	
Bryce Harper.....RF	
Ryan Zimmerman.....1B	
Howie Kendrick.....2B	
Trea Turner.....SS	
Michael A. Taylor.....CF	
Matt Wieters.....C	
Max Scherzer.....RHP	

March 28, 2019 vs. NYM


NYM	2
WASHINGTON	0
Attendance — 42,263	
Adam Eaton.....RF	
Trea Turner.....SS	
Anthony Rendon.....3B	
Juan Soto.....LF	
Ryan Zimmerman.....1B	
Yan Gomes.....C	
Brian Dozier.....2B	
Max Scherzer.....RHP	
Victor Robles.....CF	

July 23, 2020 vs. NYY

NY Yankees	4
WASHINGTON	1
Attendance — 0	
Trea Turner.....SS	
Adam Eaton.....RF	
Starlin Castro.....2B	
Howie Kendrick.....DH	
Eric Thames.....1B	
Kurt Suzuki.....C	
Astrubal Cabrera.....3B	
Andrew Stevenson.....LF	
Victor Robles.....CF	
Max Scherzer.....RHP	

April 6, 2021 vs. ATL

ATL	5
WASHINGTON	6
Attendance — 4,801	
Victor Robles.....CF	
Trea Turner.....SS	
Juan Soto.....RF	
Ryan Zimmerman.....1B	
Starlin Castro.....3B	
Hernán Pérez.....2B	
Andrew Stevenson.....LF	
Jonathan Lucroy.....C	
Max Scherzer.....RHP	



OPENING DAY HISTORY — BASEBALL IN WASHINGTON, D.C. (1901-PRESENT)

BASEBALL IN D.C. — OPENING DAY

When a Washington-based team has kicked off the season by celebrating Opening Day in the District (as opposed to marking Opening Day on the road), 13 U.S. Presidents have thrown the season's ceremonial first pitch at either a Nationals or Senators game since 1910...The 13 Commanders in Chief to open the season with a ceremonial first pitch: William H. Taft (1910-11), Woodrow Wilson (1912, '14), Warren Harding (1921-22), Calvin Coolidge (1924, '27-28), Herbert Hoover (1929-32), Franklin D. Roosevelt (1933, '35-41), Harry S. Truman (1946, '48-50, '52), Dwight Eisenhower (1953-58, '60), John F. Kennedy (1961-63), Lyndon Johnson (1964-65, '67), Richard Nixon (1969), George W. Bush (2008), and Barack Obama (2010).

[NOTE: ALL OPPONENTS LISTED IN AL FROM 1901-1971]							FIRST PITCH
YEAR	DATE/SITE/OPPONENT	RESULT	WP	LP	ATT.	U.S. PRESIDENT	
1901	April 26 at PHI	W5-1	CARRICK	Fraser	10,000	—	
1902	April 23 vs. BOS	W7-3	ORTH	Dineen	6,253	—	
1903	April 22 vs. NYY	W3-1	CHESSBRO	Orth	10,000	—	
1904	April 14 vs. PHI	L3-8	Plank	WILSON	6,000	—	
1905	April 14 vs. NYY	L2-4	Chestbro	PATTEN	9,161	—	
1906	April 14 vs. PHI	L3-4	Bender	HUGHES	12,962	—	
1907	April 11 vs. NYY	L2-3	Orth	HUGHES	12,902	—	
1908	April 14 at BOS	L1-3	YOUNG	Smith	18,752	—	
1909	April 12 vs. NYY	W4-1	SMITH	Newton	12,078	—	
DECADE OPENING DAY RECORD: 4-5							
1910	April 14 vs. PHI	W3-0	JOHNSON	Plank	12,226	Taft	
1911	April 12 vs. BOS	W8-5	WALKER	Wood	16,000	Taft	
1912	April 11 at PHI	L2-4	Coombs	JOHNSON	15,000	—	
1913	April 10 vs. NYY	W2-1	JOHNSON	McConnell	20,000	Wilson	
1914	April 14 at BOS	W3-0	JOHNSON	Collins	20,000	—	
1915	April 14 vs. NYY	W7-0	JOHNSON	Warhop	15,557	Wilson	
1916	April 12 at NYY	W3-2	JOHNSON	Caldwell	20,000	—	
1917	April 11 at PHI	W3-0	W.JOHNSON	R.Johnson	8,000	—	
1918	April 15 vs. NYY	L3-6	Mogridge	JOHNSON	15,000	—	
1919	April 23 vs. PHI	W1-0	JOHNSON	Perry	14,000	—	
DECADE OPENING DAY RECORD: 8-2							
1920	April 15 at BOS	L6-7	Russell	JOHNSON	7,000	—	
1921	April 13 vs. BOS	L3-6	Jones	JOHNSON	18,212	Harding	
1922	April 12 vs. NYY	W6-5	MOGRIDGE	Jones	27,000	Harding	
1923	April 18 at PHI	L1-3	Harriss	JOHNSON	20,000	—	
1924	April 15 vs. PHI	W4-0	JOHNSON	Harriss	25,000	Coolidge	
1925	April 14 at NYY	L1-5	Shocker	MOGRIDGE	50,000	—	
1926	April 13 vs. PHI	W1-0	JOHNSON	Rommel	25,000	VP Dawes	
1927	April 12 vs. BOS	W6-2	COVELESKI	Harriss	30,000	Coolidge	
1928	April 10 vs. BOS	L5-7	MacFayden	GASTON	25,000	Coolidge	
1929	April 17 vs. PHI	L4-13	Rommel	JONES	25,000	Hoover	
DECADE OPENING DAY RECORD: 4-6							
1930	April 14 vs. BOS	L3-4	Smith	BRAXTON	20,000	Hoover	
1931	April 14 vs. PHI	L3-5	Grove	CROWDER	32,000	Hoover	
1932	April 11 vs. BOS	W1-0	CROWDER	MacFayden	18,000	Hoover	
1933	April 12 vs. PHI	W4-1	CROWDER	Freitas	24,000	Roosevelt	
1934	April 17 at BOS	W6-5	CROWDER	Johnson	33,336	—	
1935	April 17 vs. PHI	W4-2	WHITEHILL	Cain	20,000	Roosevelt	
1936	April 14 vs. NYY	W1-0	NEWSOM	Gomez	31,000	Roosevelt	
1937	April 19 vs. PHI	L3-4	Williams	CASCARELLA	33,000	Roosevelt	
1938	April 18 vs. PHI	W12-8	FERRELL	Williams	29,000	Roosevelt	
1939	April 20 at PHI	L0-2	Caster	DESHONG	7,000	—	
DECADE OPENING DAY RECORD: 6-4							
1940	April 16 vs. BOS	L0-1	Grove	LEONARD	31,000	Roosevelt	
1941	April 14 vs. NYY	L0-3	Russo	LEONARD	32,000	Roosevelt	
1942	April 14 vs. NYY	L0-7	Ruffing	HUDSON	31,000	VP Wallace	
1943	April 20 vs. PHI	W7-5	CARRASQUEL	Christopher	25,093	—	
1944	April 18 vs. PHI	L2-3	Berry	CANDINI	27,000	VP Wallace	
1945	April 17 at PHI	W14-8	LEONARD	Newsom	7,846	—	
1946	April 16 vs. BOS	L3-6	Hughson	WOLFF	30,372	Truman	
1947	April 15 at BOS	L6-7	Dorish	WYNN	30,822	—	
1948	April 19 vs. NYY	L4-12	Reynolds	WYNN	31,728	Truman	
1949	April 18 vs. PHI	W3-2	SCARBOROUGH	Fowler	26,000	Truman	
DECADE OPENING DAY RECORD: 3-7							
HALF CENTURY OPENING-DAY RECORD: 25-24							

[NOTE: ALL OPPONENTS LISTED IN AMERICAN LEAGUE]
FIRST PITCH

YEAR	DATE/SITE/OPPONENT	RESULT	WP	LP	ATT.	U.S. PRESIDENT
1950	April 18 vs. PHI	W8-7	SCARBOROUGH	Scheib	29,320	Truman
1951	April 17 at PHI	W6-1	MARRERO	Schantz	8,285	—
1952	April 15 vs. BOS	L0-3	Parnell	PORTERFIELD	25,869	Truman
1953	April 16 vs. NYY	L3-6	Sain	PORTERFIELD	25,112	Eisenhower
1954	April 13 vs. NYY	W5-3	DIXON	Reynolds	27,160	Eisenhower
1955	April 11 vs. BAL	W12-5	PORTERFIELD	Kretlow	26,634	Eisenhower
1956	April 17 vs. NYY	L4-10	Larsen	PASCUAL	27,837	Eisenhower
1957	April 15 vs. BAL	L6-7	Loes	PASCUAL	23,872	Eisenhower
1958	April 14 vs. BOS	W5-2	RAMOS	Sullivan	26,675	Eisenhower
1959	April 9 vs. BAL	W9-2	RAMOS	Harshman	26,850	VP Nixon

DECADE OPENING DAY RECORD: 6-4

1960	April 18 vs. BOS	W10-1	PASCUAL	Sturdivant	28,327	Eisenhower
1961	April 10 vs. CWS	L3-4	Baumann	DONOVAN	26,725	Kennedy
1962	April 9 vs. DET	W4-1	DANIELS	Mossi	44,383	Kennedy
1963	April 8 vs. BAL	L1-3	Barber	RUDOLPH	43,022	Kennedy
1964	April 13 vs. LAA	L0-4	McBride	OSTEEN	40,145	Johnson
1965	April 12 vs. BOS	L2-7	Monbouquette	ORTEGA	43,554	Johnson
1966	April 11 vs. CLE	L2-5	McDowell	RICHART	44,468	VP Humphrey
1967	April 10 vs. NYY	L0-8	Stottlemire	RICHART	44,382	Johnson
1968	April 10 vs. MIN	L0-2	Chance	PASCUAL	32,063	VP Humphrey
1969	April 7 vs. NYY	L4-8	Stottlemire	PASCUAL	45,113	Nixon

DECADE OPENING DAY RECORD: 2-8

1970	April 6 vs. DET	L0-5	Lolich	BOSMAN	45,015	—
1971	April 5 vs. OAK	W8-0	BOSMAN	Blue	45,061	—

DECADE OPENING DAY RECORD: 1-1

1972-2004	*** NO MAJOR LEAGUE BASEBALL TEAM IN WASHINGTON, D.C. ***					
2005	April 4 at PHI	L4-8	Lieber	HERNANDEZ	44,080	—
2006	April 3 at NYM	L2-3	Glavine	HERNANDEZ	54,371	—
2007	April 2 vs. FLA	L2-9	Willis	PATTERSON	40,389	—
2008	March 30 vs. ATL	W3-2	RAUCH	Moylan	39,389	Bush
2009	April 6 at FLA	L6-12	Nolasco	LANNAN	34,323	—

DECADE OPENING DAY RECORD: 1-4

2010	April 5 vs. PHI	L1-11	Halladay	LANNAN	41,290	Obama
2011	March 31 vs. ATL	L0-2	Lowe	HERNANDEZ	39,055	—
2012	April 5 at CHI	W2-1	CLIPPARD	Marmol	41,176	—
2013	April 1 vs. MIA	W2-0	STRASBURG	Nolasco	45,274	—
2014	March 31 at NYM	W9-7	BARRETT	Familia	42,442	—
2015	April 6 vs. NYM	L1-3	Colon	SCHERZER	42,295	—
2016	April 4 at ATL	W4-3	TREINEN	O'Flaherty	48,282	—
2017	April 3 vs. MIA	W4-2	STRASBURG	Phelps	42,744	—
2018	March 30 at CIN	W2-0	SCHERZER	Bailey	43,878	—
2019	March 28 vs. NYM	L0-2	deGrom	SCHERZER	42,263	—

DECADE OPENING DAY RECORD: 6-4

2020	July 23 vs. NYY	L1-4	Cole	SCHERZER	0	—
2021	April 6 vs. ATL	W6-5	HUDSON	Smyly	4,801	—

DECADE OPENING DAY RECORD: 1-1

BASEBALL IN WASHINGTON, D.C. OPENING-DAY RECORD: 42-46 (.477)

WASHINGTON, D.C. HOME OPENERS WHEN SEASON BEGAN ON THE ROAD (1901-PRESENT)

[NOTE: ALL OPPONENTS LISTED IN AL FROM 1901-1971]

YEAR	DATE/SITE/OPPONENT	RESULT	WP	LP	ATT.	U.S. PRESIDENT
1901	April 29 vs. BAL	W5-2	CARRICK	McGinnity	10,000	—
1908	April 22 vs. BOS	L3-5	Winter	SMITH	10,000	—
1912	April 19 vs. PHI	W6-0	JOHNSON	Brown	9,000	VP Sherman
1914	April 23 vs. BOS	L0-5	R.Johnson	W.JOHNSON	18,000	—
1916	April 20 vs. NYY	W12-4	JOHNSON	Keating	12,000	Wilson
1917	April 20 vs. PHI	L4-6	JOHNSON	GALLIA	7,000	VP Marshall
1920	April 22 vs. BOS	W8-5	ERICKSON	Karr	16,000	VP Marshall
1923	April 26 vs. PHI	W2-1	ZACHARY	Harris	22,000	Harding
1925	April 22 vs. NYY	W10-1	JOHNSON	Shocker	35,000	Coolidge
1934	April 24 vs. BOS	L0-5	Welch	RUSSELL	25,000	Roosevelt
1939	April 21 vs. NYY	L3-6	Gomez	KRAKAUSKAS	32,000	VP Garner
1945	April 20 vs. NYY	L3-6	Bevens	HAEFNER	24,494	—
1947	April 18 vs. NYY	L0-7	Reynolds	NEWSOM	28,579	*Truman
1951	April 20 vs. NYY	W5-3	CONSUEGRA	Byrne	27,331	Truman
2005	April 14 vs. ARI	W5-3	HERNANDEZ	Vazquez	43,861	George W. Bush
2006	April 11 vs. NYM	L1-7	Bannister	ORTIZ	40,530	VP Cheney
2009	April 13 vs. PHI	L8-9	Moyer	RIVERA	40,386	—
2012	April 12 vs. CIN	W3-2	STAMMEN	Simon	40,907	—
2014	April 4 vs. ATL	L1-2	Avilan	CLIPPARD	42,834	—
2016	April 7 vs. MIA	L4-6	Phelps	ROARK	41,650	—
2018	April 5 vs. NYM	L2-8	deGrom	STRASBURG	42,477	—

BASEBALL IN WASHINGTON, D.C. RECORD IN HOME OPENERS WHEN SEASON BEGAN ON ROAD: 9-12 (.429)

*Truman threw one ball right-handed and one left-handed.



WASHINGTON SENATORS YEAR-BY-YEAR

YEAR	WINS	LOSSES	PCT.	DIVISION FINISH	GB/GA	ATTENDANCE	MANAGER(S)
1901	61	72	.459	6	-20.5	161,661	Jim Manning
1902	61	75	.449	6	-22.0	188,158	Tom Loftus
1903	43	94	.314	8	-47.5	128,878	Tom Loftus
1904	38	113	.251	8	-55.5	131,744	Malachi Kittridge Patsy Donovan
1905	64	87	.421	7	-37.5	252,027	Jake Stahl
1906	55	95	.367	7	-43.5	129,903	Jake Stahl
1907	49	102	.325	8	-22.5	221,929	Joe Cantillon
1908	67	85	.441	7	-56.0	264,252	Joe Cantillon
1909	42	110	.276	8	-36.5	205,199	Joe Cantillon
1910	66	85	.437	7	-38.5	254,591	Jimmy McAleer
1911	64	90	.416	7	-14.0	244,884	Jimmy McAleer
1912	91	61	.599	2	-6.5	350,663	Clark Griffith
1913	90	64	.584	2	-19.0	325,831	Clark Griffith
1914	81	73	.526	3	-17.0	243,888	Clark Griffith
1915	85	68	.556	4	-14.5	167,332	Clark Griffith
1916	76	77	.497	7	-25.5	177,265	Clark Griffith
1917	74	79	.484	5	-4.0	89,682	Clark Griffith
1918	72	56	.563	3	-32.0	182,122	Clark Griffith
1919	56	84	.400	7	-29.0	234,096	Clark Griffith
1920	68	84	.447	6	-18.0	359,260	Clark Griffith
1921	80	73	.523	4	-25.0	456,069	George McBride
1922	69	85	.448	6	-23.5	458,552	Clyde Milan
1923	75	78	.490	4	+2.0	357,406	Donie Bush
1924	92	62	.597	1	+8.5	584,310	Bucky Harris
1925	96	55	.636	1	-8.0	817,199	Bucky Harris
1926	81	69	.540	4	-25.0	551,580	Bucky Harris
1927	85	69	.552	3	-26.0	528,976	Bucky Harris
1928	75	79	.487	4	-8.0	378,501	Bucky Harris
1929	71	81	.467	5	-8.0	355,506	Walter Johnson
1930	94	60	.610	2	-16.0	614,474	Walter Johnson
1931	92	62	.597	3	-14.0	492,657	Walter Johnson
1932	93	61	.604	3	+7.0	371,396	Walter Johnson
1933	99	53	.651	1	-34.0	437,533	Joe Cronin
1934	66	86	.434	7	-27.0	330,074	Joe Cronin
1935	67	86	.438	6	-20.0	255,011	Bucky Harris
1936	82	71	.536	4	-28.5	379,799	Bucky Harris
1937	73	80	.477	6	-23.5	397,799	Bucky Harris
1938	75	76	.497	5	-41.5	522,694	Bucky Harris
1939	65	87	.428	6	-26.0	339,257	Bucky Harris
1940	64	90	.416	7	-31.0	381,241	Bucky Harris
1941	70	84	.455	7	-39.5	415,663	Bucky Harris
1942	62	89	.357	7	-13.5	403,493	Bucky Harris
1943	84	69	.549	2	-23.5	574,694	Ossie Bluege
1944	64	90	.416	8	-1.5	525,235	Ossie Bluege
1945	87	67	.562	2	-28.0	652,660	Ossie Bluege
1946	76	78	.494	4	-33.0	1,027,216	Ossie Bluege
1947	64	90	.416	7	-40.0	850,758	Ossie Bluege
1948	56	97	.366	7	-7.0	795,254	Joe Kuhel
1949	50	104	.325	8	-31.0	770,745	Joe Kuhel
1950	67	87	.435	5	-36.0	699,697	Bucky Harris
1951	62	92	.403	7	-17.0	695,167	Bucky Harris
1952	78	76	.506	5	-23.5	699,457	Bucky Harris
1953	76	76	.500	5	-45.0	595,594	Bucky Harris
1954	66	88	.429	6	-43.0	503,542	Bucky Harris
1955	53	101	.344	8	-38.0	425,238	Chuck Dressen
1956	59	95	.383	7	-43.0	431,647	Chuck Dressen
1957	55	99	.357	8	-31.0	457,079	Chuck Dressen
1958	61	93	.396	8	-31.0	475,288	Cookie Lavagetto
1959	63	91	.409	8	-24.0	615,372	Cookie Lavagetto
1960	73	81	.474	5	-47.5	743,404	Cookie Lavagetto
1961*	61	100	.379	10	-35.5	597,287	Mickey Vernon
1962*	60	101	.373	10	-48.5	729,775	Mickey Vernon
1963*	56	106	.346	10	-37.0	535,604	Mickey Vernon
					-32.0		Eddie Yost
					-25.5		Gil Hodges
1964*	62	100	.383	9	-15.5	600,106	Gil Hodges
1965*	70	92	.432	8	-37.5	560,083	Gil Hodges
1966*	71	88	.446	8	-25.5	576,260	Gil Hodges
1967*	76	85	.472	7	-15.5	770,868	Gil Hodges
1968*	65	96	.403	10	-37.5	546,661	Jim Lemon
1969*	86	76	.530	4E	-23.0	918,106	Ted Williams
1970*	70	92	.432	6E	-38.0	824,789	Ted Williams
1971*	63	96	.396	5E	-38.5	655,156	Ted Williams

* — Expansion Washington Senators, as the original Nationals/Senators franchise had moved to Minnesota for the 1961 season.

SENATORS AL ALL-STARS

PLAYER (POSITION)	YEARS
Bob Allison (OF).....	1959
Ossie Bluege (3B).....	1935
Rocky Bridges (SS).....	1958
Paul Casanova (C).....	1967
George Case (OF).....	1939, '43, '44
Ben Chapman (OF).....	1936
Joe Cronin (SS).....	1953, '34
Al Crowder (RHP).....	1933
Dick Donovan (RHP).....	1961
Jake Early (C).....	1943
Rick Ferrell (C).....	1937, '38, '44
Wes Ferrell (RHP).....	1937
Chuck Hinton (OF).....	1964
Frank Howard (OF).....	1968-71
Sid Hudson (RHP).....	1941, '42
Jackie Jensen (OF).....	1952
Bob Johnson (OF).....	1943
Harmon Killebrew (3B).....	1959
Darold Knowles (LHP).....	1969
Jim Lemon (OF).....	1960
Don Leppert (C).....	1963
Buddy Lewis (OF/3B).....	1938, '47
Dutch Leonard (RHP).....	1940, '43, '44
Heinie Manush (OF).....	1934
Connie Marrero (RHP).....	1951
Walter Masterson (RHP).....	1947, '48
Cass Michaels (2B).....	1950
Buddy Myer (2B).....	1935, '37
Camilo Pascual (RHP).....	1959, '60
Bob Porterfield (RHP).....	1954
Pedro Ramos (RHP).....	1959
Pete Richert (LHP).....	1965, '66
Eddie Robinson (1B).....	1949
Jack Russell (RHP).....	1934
Roy Sievers (1B).....	1956, '57, '59
Stan Spence (OF).....	1942, '44, '46, '47
Dave Stenhouse (RHP).....	1962
Dean Stone (LHP).....	1954
Cecil Travis (3B).....	1937, '40, '41
Mickey Vernon (1B).....	1946, '48, '53, '54, '55
Early Wynn (RHP).....	1947
Ed Yost (3B).....	1952

NOTE: Joe Cronin managed the AL All-Star Team in 1934

SENATORS AL MOST VALUABLE PLAYER

YEAR	PLAYER	STATS
1913	Walter Johnson.....	36-7, 1.14 ERA, 243 SO
1924	Walter Johnson.....	23-7, 2.72 ERA, 158 SO
1925	Roger Peckinpaugh.....	.294—4—64, 13 SB

SENATORS AL ROOKIE OF THE YEAR

YEAR	PLAYER	STATS
1958	Albie Pearson.....	.275—3—33
1959	Bob Allison.....	.261—30—85

SENATORS RAWLINGS GOLD GLOVES

YEAR	PLAYER	POSITION
1960	Earl Battey.....	C

SENATORS 20-GAME WINNERS

YEAR	PITCHER	RECORD
1910	Walter Johnson.....	25-17
1911	Walter Johnson.....	25-13
1912	Walter Johnson.....	32-12
	Bob Groom.....	24-13
1913	Walter Johnson.....	*36-7
1914	Walter Johnson.....	*28-18
1915	Walter Johnson.....	*27-13
1916	Walter Johnson.....	*25-19
1917	Walter Johnson.....	23-16
1918	Walter Johnson.....	*23-13
1919	Walter Johnson.....	20-14
1924	Walter Johnson.....	*23-17
1925	Walter Johnson.....	20-7
	Stan Coveleski.....	20-5
1932	Al Crowder.....	*26-13
	Monte Weaver.....	22-10
1933	Al Crowder.....	*24-15
	Earl Whitehill.....	22-8
1939	Dutch Leonard.....	20-8
1945	Roger Wolff.....	20-10
1953	Bob Porterfield.....	*22-10

* — Led AL in wins

SENATORS BATTING CHAMPIONS

YEAR	PLAYER	BATTING AVERAGE
1902	Ed Delahanty.....	.376
1928	Goose Goslin.....	.379
1935	Buddy Myer.....	.349
1946	Mickey Vernon.....	.353
1953	Mickey Vernon.....	.337

SENATORS HOME RUN CHAMPIONS

YEAR	PLAYER	HOME RUNS
1957	Roy Sievers.....	42
1959	Harmon Killebrew.....	*42
1968	Frank Howard.....	44
1970	Frank Howard.....	44

* — Tied CLE's Rocky Colavito for AL lead

SENATORS RBI CHAMPIONS

YEAR	PLAYER	RBI
1924	Goose Goslin.....	129
1957	Roy Sievers.....	114
1970	Frank Howard.....	140

SENATORS STOLEN BASE CHAMPIONS

YEAR	PLAYER	STOLEN BASES
1906	John Anderson.....	*39
1912	Clyde Milan.....	88
1913	Clyde Milan.....	74
1920	Sam Rice.....	63
1937	Ben Chapman.....	**35
1939	George Case.....	51
1940	George Case.....	35
1941	George Case.....	33
1942	George Case.....	44
1943	George Case.....	61

* — Tied CLE's Elmer Flick ** — Played for both WAS and BOS, tied PH's Bill Werber

WASHINGTON, D.C. AND THE WORLD SERIES (SEE PAGES 9-12 FOR DETAILED LOOK AT 2019 WORLD SERIES)

Washington, D.C. has hosted four World Series, with the original Washington (AL) Nationals claiming the 1924 World Championship and the 2019 Washington Nationals winning the 2019 World Series. Washington needed seven games to top heavy favorites in both Fall Classics. The 1924 New York Giants were appearing in their eighth World Series in 14 seasons and was managed by John McGraw. The Nationals won despite Walter Johnson losing each of his first two starts. However, Washington won, 4-3, in 12 innings as Johnson came out of the 'pen to earn the win in Game 7. The 1924 World Series remains the second of only five World Series to be decided in extra innings of the decisive seventh game.

The Washington (AL) Nationals would go on to play in two more Fall Classics, losing both. As defending World Champions in 1925, the Nationals won 92 games and claimed another AL Pennant, but lost to Pittsburgh in seven games. The Pirates topped the Nationals, 9-7, in Game 7 as Walter Johnson squandered a 4-0 lead after the first inning and eventually suffered the loss. The New York Giants provided payback for the 1924 Series by claiming the 1933 World Series over the AL Nationals in five games.

1924 WORLD SERIES — WASHINGTON TOPS NEW YORK GIANTS IN 7 GAMES

Game 1/Oct. 4, 1924/Griffith Stadium	1	2	3	4	5	6	7	8	9	10	11	12	R	H	E
NEW YORK GIANTS	0	1	0	1	0	0	0	0	0	0	2		4	14	1
WASHINGTON (AL) NATIONALS	0	0	0	0	0	1	0	0	1	0	0	1	3	10	1
PITCHERS: NYG - Nehf; WSH - Johnson WP - Nehf LP - Johnson SAVE - none HOME RUNS: NYG - Kelly, Terry; WSH - none ATTENDANCE: 35,760															

Game 2/Oct. 5, 1924/Griffith Stadium	1	2	3	4	5	6	7	8	9	R	H	E
NEW YORK GIANTS	0	0	0	0	0	0	1	0	2	3	6	0
WASHINGTON (AL) NATIONALS	2	0	0	0	1	0	0	0	1	4	6	1
PITCHERS: NYG - Bentley; WSH - Zachary, Marberry (9) WP - Zachary LP - Bentley SAVE - none HOME RUNS: NYG - none; WSH - Goslin, Harris ATTENDANCE: 35,922												

Game 3/Oct. 6, 1924/Pollo Grounds	1	2	3	4	5	6	7	8	9	R	H	E
WASHINGTON (AL) NATIONALS	0	0	0	2	0	0	0	1	1	4	9	2
NEW YORK GIANTS	0	2	1	1	0	1	0	1	X	6	12	0
PITCHERS: WSH - Marberry, Russell (4), Martina (7), Speece (8); NYG - McQuillan, Ryan (4), Jonnard (9), Watson (9) WP - McQuillan LP - Marberry SAVE - none HOME RUNS: WSH - none; NYG - Ryan ATTENDANCE: 47,608												

Game 4/Oct. 7, 1924/Pollo Grounds	1	2	3	4	5	6	7	8	9	R	H	E
WASHINGTON (AL) NATIONALS	0	0	3	0	2	0	0	2	0	7	13	3
NEW YORK GIANTS	0	0	1	1	0	1	0	1	X	4	6	1
PITCHERS: WSH - Mogridge, Marberry (8); NYG - Barnes, Baldwin (6), Dean (8) WP - Mogridge LP - Barnes SAVE - none HOME RUNS: WSH - Goslin; NYG - none ATTENDANCE: 49,243												

Game 5/Oct. 8, 1924/Pollo Grounds	1	2	3	4	5	6	7	8	9	R	H	E
WASHINGTON (AL) NATIONALS	0	0	0	1	0	0	0	1	0	2	9	1
NEW YORK GIANTS	0	0	1	0	2	0	0	3	X	6	13	0
PITCHERS: WSH - Johnson; NYG - Bentley, McQuillan (8) WP - Bentley LP - Johnson SAVE - none HOME RUNS: WSH - Goslin; NYG - Bentley ATTENDANCE: 49,211												

Game 6/Oct. 9, 1924/Griffith Stadium	1	2	3	4	5	6	7	8	9	R	H	E
NEW YORK GIANTS	1	0	0	0	0	0	0	0	0	1	7	1
WASHINGTON (AL) NATIONALS	0	0	0	0	2	0	0	0	0	X	2	4
PITCHERS: NYG - Nehf, Ryan (8); WSH - Zachary WP - Zachary LP - Nehf SAVE - none HOME RUNS: NYG - none; WSH - none ATTENDANCE: 34,254												

Game 7/Oct. 10, 1924/Griffith Stadium	1	2	3	4	5	6	7	8	9	10	11	12	R	H	E
NEW YORK GIANTS	0	0	0	0	0	3	0	0	0	0	0	0	3	8	3
WASHINGTON (AL) NATIONALS	0	0	0	1	0	0	0	2	0	0	0	1	4	10	4
PITCHERS: NYG - Barnes, Nehf (8), McQuillan (9), Bentley (11); WSH - Ogden, Mogridge (1), Marberry (6), Johnson (9) WP - Johnson LP - Bentley SAVE - none HOME RUNS: NYG - none; WSH - Harris ATTENDANCE: 31,667															

POSTSEASON HISTORY (AL NATIONALS)

1924

The **AL Nationals** claim their first of three AL pennants and lone World Championship. The AL Nationals finished the regular season with a 92-62 (.597) mark and a 2.0-game lead over the second-place Yankees (89-63). The AL Nationals won a memorable seven-game World Series over the heavily-favored New York Giants, who were competing in their eighth Fall Classic in 14 seasons. The series is best remembered for Game 7. The Giants led, 3-1, in the eighth, but Freddie Lindstrom's critical error on a routine grounder allowed the AL Nationals to send the game to extra innings. Washington won, 4-3, in 12 innings with Walter Johnson earning the win with 4.0 scoreless innings of relief. Earl McNeely's RBI double with one out in the 12th plated Muddy Reul, who had doubled earlier in the decisive inning that included a pair of Giants errors. While pitching in a starting role, Walter Johnson took the loss in both Games 1 and Game 5. Three of Washington's four wins in the Fall Classic were of the one-run variety. The 1924 World Series remains one of only five World Series to be decided in extra innings of the decisive seventh game.

1924 WORLD SERIES (Home team in BOLD CAPS)

GM1: Nyg 4, **WSH** 3; WP-Nelf, LP-Johnson, SV-None; ATT: 35,760
GM2: Nyg 3, **WSH** 4; WP-Zachary, LP-Bentley, SV-Marberry; ATT: 35,922
GM3: Wsh 4, **NYG** 6; WP-McQuillan, LP-Marberry, SV-Watson; ATT: 47,608
GM4: Wsh 7, **NYG** 4; WP-Mogridge, LP-Barnes, SV-Marberry; ATT: 49,243
GM5: Wsh 2, **NYG** 6; WP-Bentley, LP-Johnson, SV-McQuillan; ATT: 49,211
GM6: Nyg 1, **WSH** 2; WP-Zachary, LP-Nehf, SV-None; ATT: 34,254
GM7: Nyg 3, **WSH** 4; WP-Johnson, LP-Bentley, SV-None; ATT: 31,667

TEAM INFO

Manager: Bucky Harris
Final Record: 92-62 (.597)
Clinch Date: September 29
2nd Place: Yankees (2.0 GB)
Finish: World Champs (Giants, 7 games)

1925

As defending World Champions in 1925, the **AL Nationals** won 92 games and claimed another AL flag, but lost to Pittsburgh in a seven-game Fall Classic. The Pirates topped the Nationals, 9-7, in Game 7 as Walter Johnson and the AL Nationals squandered a 4-0 first-inning lead and eventually suffered the loss. In Game 3, Sam Rice made the most intriguing catch in World Series history. Rice was patrolling Griffith Stadium's right field for the AL Nationals when, in the eighth inning, he made a dynamic catch of a would-be Earl Smith game-tying homer. Rice toppled over the fence in doing so and disappeared from sight. When Rice reappeared and showed the ball, umpires ruled he had successfully made the catch. Following the game, Rice was coy about the catch and penned a letter that was opened only after his death in 1974. The letter simply said, "at no time did I lose possession of the ball."

1925 WORLD SERIES (Home team in BOLD CAPS)

GM1: Wsh 4, **PIT** 1; WP-Johnson, LP-Meadows, SV-None; ATT: 41,723
GM2: Wsh 2, **PIT** 3; WP-Aldridge, LP-Coveleski, SV-None; ATT: 43,364
GM3: Pit 3, **WSH** 4; WP-Ferguson, LP-Kremer, SV-Marberry; ATT: 36,495
GM4: Pit 0, **WSH** 4; WP-Johnson, LP-Yde, SV-None; ATT: 38,701
GM5: Pit 6, **WSH** 3; WP-Aldridge, LP-Coveleski, SV-None; ATT: 35,899
GM6: Wsh 2, **PIT** 3; WP-Kremer, LP-Ferguson, SV-None; ATT: 43,810
GM7: Wsh 7, **PIT** 9; WP-Kremer, LP-Johnson, SV-Oldham; ATT: 42,856

TEAM INFO

Manager: Bucky Harris
Final Record: 96-55 (.636)
Clinch Date: September 24
2nd Place: Athletics (8.5 GB)
Finish: American League Champs (Pirates, 7 games)

1933



The '33 **AL Nationals** earned a Postseason berth, going an MLB-best 99-53 (.651) and claiming the AL Championship by 7.0 games over the 91-win Yankees. Washington's pitching staff included a pair of 20-game winners: General Crowder (24 wins) and Earl Whitehill (22). However, the heavily-favored AL Nationals struggled offensively in the Fall Classic, plating two runs or less thrice and hitting a collective .214 with just two home runs in five games. Mel Ott's solo shot in the top of the 10th snapped a 3-3 tie as the Giants claimed both Game 5 and the World Championship.

1933 WORLD SERIES (Home team in BOLD CAPS)

GM1: Wsh 2, **NYG** 4; WP-Hubbell, LP-Stewart, SV-None; ATT: 46,672
GM2: Wsh 1, **NYG** 6; WP-Schumacher, LP-Crowder, SV-None; ATT: 35,461
GM3: Nyg 0, **WSH** 4; WP-Whitehill, LP-Fitzsimmons, SV-None; ATT: 25,727
GM4: Nyg 2, **WSH** 1; WP-Hubbell, LP-Weaver, SV-None; ATT: 26,762
GM5: Nyg 4, **WSH** 3; WP-Luque, LP-Russell, SV-None; ATT: 28,454

TEAM INFO

Manager: Joe Cronin
Final Record: 99-53 (.651)
Clinch Date: September 21
2nd Place: Yankees (7.0 GB)
Finish: American League Champs (Giants, 5 games)



Courtesy of the National Baseball Hall of Fame and Museum in Cooperstown, New York

POSTSEASON HISTORY (EXPOS/NATIONALS)

1981

In a season marred by a six-plus week labor stoppage, the **Montreal Expos** record a 30-23 (.566) mark in the season's second half to earn Montreal's lone Postseason berth in 36 National League seasons. The Expos finished 0.5-game ahead of the Cardinals in the second-half standings (Montreal played one extra game). Montreal matched up against the Phillies in the NLDS and won a decisive Game 5 as Steve Rogers tossed a six-hit shutout to outperform Steve Carlton for the second time in the series. The Expos' dreams of hosting the first World Series games outside of the United States were dashed, however, as Rick Monday hit a ninth-inning solo shot off Rogers to provide the Dodgers a 2-1 win in Game 5 of the NLCS. To this day, October 19 is still referred to as "Blue Monday" in Montreal.

1981 NLDS (Home team in BOLD CAPS)

GM1: Phi 1, **MON** 3; WP-Rogers, LP-Carlton, Save-Reardon; ATT: 34,237
 GM2: Phi 1, **MON** 3; WP-Gullickson, LP-Ruthven, Save-Reardon; ATT: 45,896
 GM3: Mon 2, **PHI** 6; WP-Christenson, LP-Burris, Save-None; ATT: 36,835
 GM4: Mon 5, **PHI** 6; WP-McGraw, LP-Reardon, Save-None; ATT: 38,818
 GM5: Mon 3, **PHI** 0; WP-Rogers, LP-Carlton, Save-None; ATT: 47,384

TEAM INFO

Manager: Dick Williams
Final Record: 60-48 (.556)
Clinch Date: October 3
2nd Place: Cardinals (0.5 GB)
Finish: National League Championship Series (Dodgers, 5 games)

1981 NLCS (Home team in BOLD CAPS)

GM1: Mon 1, **LAD** 5; WP-Hooten, LP-Gullickson, Save-None; ATT: 51,273
 GM2: Mon 3, **LAD** 0; WP-Burris, LP-Valenzuela, Save-None; ATT: 53,463
 GM3: Lad 1, **MON** 4; WP-Rogers, LP-Reuss, Save-None; ATT: 54,372
 GM4: Lad 7, **MON** 1; WP-Hooten, LP-Gullickson, Save-None; ATT: 54,499
 GM5: Lad 2, **MON** 1; WP-Valenzuela, LP-Rogers, Save-Welch; ATT: 36,491

2012

Eight years after landing in D.C., the **Washington Nationals** claimed their first Postseason berth by winning the NL East with a 98-64 record. En route to reach the 98 victories and the best winning percentage (.605) in MLB, the Nationals became the first baseball team representing the nation's capital to reach the Postseason since the AL Nationals won the American League pennant in 1953. In the NLDS, the Nationals squared off against the defending World Champion St. Louis Cardinals, who survived MLB's first one-game Wild Card playoff game at Turner Field thanks to a controversial infield fly ruling. Washington stole Game 1 behind rookie Tyler Moore's two-run pinch-hit single, which erased a 2-1 deficit with two outs in the eighth inning. The October-tested Cardinals rebounded in Games 2 and 3 with resounding victories. Game 4 rendered one of the great Postseason games in D.C. history when, with the game tied 1-1, Jayson Werth led off the bottom of the ninth with a game-ending homer that came on the 13th pitch of his epic at-bat. The collective euphoria following Werth's bolt evaporated just 24 hours later as the Nationals squandered 6-0 (after three innings) and 7-5 (after eight innings) leads before losing the decisive contest, 9-7.

2012 NLDS (Home team in BOLD CAPS)

GM1: Wsh 3, **STL** 2; WP-Matthews, LP-Boggs, Save-Storen; ATT: 47,078
 GM2: Wsh 4, **STL** 12; WP-Lynn, LP-Zimmermann, Save-None; ATT: 45,840
 GM3: Stl 8, **WSH** 0; WP-Carpenter, LP-Jackson, Save-None; ATT: 45,017
 GM4: Stl 1, **WSH** 2; WP-Storen, LP-Lynn, Save-None; ATT: 44,392
 GM5: Stl 9, **WSH** 7; WP-Motte, LP-Storen, Save-None; ATT: 45,966

TEAM INFO

Manager: Davey Johnson
Final Record: 98-64 (.605)
Clinch Date: October 1
2nd Place: Braves (4.0 GB)
Finish: National League Division Series (Cardinals, 5 games)

2014

For the second time in three years, the **Washington Nationals** were crowned National League East Division champions, recording the best record in the National League at 96-66. The Nationals finished the season 17.0 games ahead of the second-place Braves and Mets. In the NLDS, Washington faced off against San Francisco, who survived a one-game Wild Card playoff, topping Pittsburgh in the Steel City. The Nationals dropped the first two games at home, including an 18-inning affair that would turn out to be the longest postseason game in MLB history. Brandon Belt's solo home run in the 18th gave the Giants the 2-1 lead for good. Washington won Game 3 thanks to a three-run seventh inning in which they plated two runs on a throwing error by Madison Bumgarner. In Game 4, the Giants scored the eventual go-ahead run in the seventh inning when Aaron Barrett's 2-1 pitch skipped away from Wilson Ramos, allowing Joe Panik to score. Bryce Harper clubbed three home runs in the series, giving him four career Postseason homers before the age of 22, joining Andruw Jones, Miguel Cabrera and Mickey Mantle as the only players in baseball history to do so.

2014 NLDS (Home team in BOLD CAPS)

GM1: Sfg 3, **WSH** 2; WP-Peavy, LP-Strasburg, Save-Casilla; ATT: 44,035
 GM2: Sfg 2, **WSH** 1; WP-Petit, LP-Roark, Save-Strickland; ATT: 44,035
 GM3: Wsh 4, **SFG** 1; WP-Fister, LP-Bumgarner, Save-None; ATT: 43,627
 GM4: Wsh 2, **SFG** 3; WP-Strickland, LP-Thornton, Save-Casilla; ATT: 43,464

TEAM INFO

Manager: Matt Williams
Final Record: 96-66 (.593)
Clinch Date: September 16
2nd Place: Braves/Mets (16.0 GB)
Finish: National League Division Series (Giants, 4 games)

2016

In his first season at the helm, Dusty Baker led the **Washington Nationals** to their third National League East Division title in the last five years. The 2016 Nationals did so with a balanced attack and a steady approach, with an average of 15.8 wins per month and a 95-67 (.586) final regular-season record, the second-best mark in the National League (Chicago Cubs: 103-58, .640) and tied with the Texas Rangers for the second-best record in Major League Baseball. Washington faced off against the National League West Division champion Los Angeles Dodgers in the NLDS. Jose Lobaton's three-run home run in the fourth inning of Game 2 propelled the Nationals to the 5-2 win, evening the series, 1-1. In Game 3, Washington scored four runs in both the third and ninth innings to take control of the series with an 8-3 win. In Game 4, Postseason veteran Chase Utley capped a back-and-forth affair with an RBI single in the bottom of the eighth to put the Dodgers ahead, 5-4, and in Game 5, Kenley Jansen (21 IP, H, 4 BB, 4 SO) and Clayton Kershaw (SV, 0.2 IP, SO) came out of the bullpen to shut down the Nationals in the final three innings and claim the series. Daniel Murphy reached base safely in every game of the NLDS, running his streak to 19 straight Postseason games. The 19-game Postseason on-base streak is the second-longest to start a Postseason career in MLB history behind Boog Powell (25 games, 1966-71).

2016 NLDS (Home team in BOLD CAPS)

GM1: Lad 4, **WSH** 3; WP-Kershaw, LP-Scherzer, Save-Jansen; ATT: 43,915
 GM2: Lad 2, **WSH** 5; WP-Treinen, LP-Hill, Save-Melancon; ATT: 43,826
 GM3: Wsh 8, **LAD** 3; WP-Solis, LP-Maeda, Save-None; ATT: 53,901
 GM4: Wsh 5, **LAD** 6; WP-Blanton, LP-Treinen, Save-Jansen; ATT: 49,617
 GM5: Lad 4, **WSH** 3; WP-Urías, LP-Rzepczynski, Save-Kershaw; ATT: 43,936

TEAM INFO

Manager: Dusty Baker
Final Record: 95-67 (.586)
Clinch Date: September 24
2nd Place: Mets (8.0 GB)
Finish: National League Division Series (Dodgers, 5 games)

2017

The **Washington Nationals** claimed their second consecutive National League East title and fourth in the last six years. Their 97-65 (.599) regular-season record was the second-best mark in the National League (Los Angeles Dodgers: 104-58, .642) and the fourth-best record in all of Major League Baseball. At 50-31 (.617), the Nationals owned the best road record in the NL this season, as well as a new franchise record (Nationals/Expos) for road wins in a single season (50). The 50 road wins were the most for any National League team since the 2011 Philadelphia Phillies also went 50-31. Washington took over sole possession of first on April 18 and did not relinquish it for the remainder of the season, ultimately winning the division by a 20.0-game margin. The Nationals faced off against the National League Central division champion Chicago Cubs. After dropping Game 1, the Nationals topped the Cubs, 6-3, in dramatic fashion in Game 2. Trailing 3-1 in the eighth inning, Bryce Harper clubbed a two-run home run to tie the game at 3-3 and three batters later, Ryan Zimmerman put Washington ahead 6-3 with a towering three-run home run. Facing defeat in Game 4, Stephen Strasburg pushed aside a virus that had made him ill for much of the week to rack up 12 strikeouts (re-setting his own Postseason franchise record (Nationals/Expos) for single-game strikeouts) over 7.0 scoreless innings as the Nationals won, 5-0. A dramatic back-and-forth affair in Game 5 eventually led to the 9-8 Cubs victory, advancing them to the 2017 National League Championship Series against the Los Angeles Dodgers.

2017 NLDS (Home team in BOLD CAPS)

GM1: Chi 3, **WSH** 0; WP-Hendricks, LP-Strasburg, Save-Davis; ATT: 43,898
 GM2: Chi 4, **WSH** 6; WP-Perez, LP-Edwards Jr., Save-Doolittle; ATT: 43,860
 GM3: Wsh 1, **CHI** 2; WP-Edwards Jr., LP-Kintzler, Save-Davis; ATT: 42,445
 GM4: Wsh 5, **CHI** 0; WP-Strasburg, LP-Arrieta, Save-None; ATT: 42,264
 GM5: Chi 9, **WSH** 8; WP-Duensing, LP-Scherzer, Save-Davis; ATT: 43,849

TEAM INFO

Manager: Dusty Baker
Final Record: 97-65 (.599)
Clinch Date: September 10
2nd Place: Marlins (20.0 GB)
Finish: National League Division Series (Cubs, 5 games)

WASHINGTON, D.C. AND THE NO-HITTER

Throughout the history of baseball in the nation's capital, four pitchers have accomplished the feat of completing a no-hitter. Walter Johnson, Bobby Burke, Jordan Zimmermann and Max Scherzer made their mark in D.C. baseball history with performances detailed below.

Walter Johnson

Bothered by what fans and media would later learn to be a "sore arm," Walter Johnson (H.O.F. 1936) tossed the only no-hitter of his Hall of Fame career on July 1, 1920 in a 1-0 win over the Boston Red Sox. Johnson struck out 10 batters and faced just one over the minimum due to a Bucky Harris' error, allowing Boston's Harry Hooper to reach base in the seventh inning. With two outs in the ninth inning, Hooper again stepped to the plate. He connected on a hard ground ball down the first-base line that many thought would be a base hit. Nationals first baseman Joe Judge made a leaping stab and threw to a covering Walter Johnson to record the final out. Writer Denman Thompson wrote in *The Evening Star* the following day that Johnson:

"...earned it solely on the strength of his superb hurling. It is doubtful if Walter ever displayed more speed. He did not depend upon his fast ball entirely. He used plenty of curves and also resorted to slow balls upon occasion, but when he chose to he lined the ball over the plate with such velocity that it was physically impossible for a human to gage its flight."


July 1, 1920/Fenway Park/Boston, MA	1	2	3	4	5	6	7	8	9	R	H	E
WASHINGTON (AL) NATIONALS	0	0	0	0	0	0	1	0	0	1	7	1
BOSTON RED SOX	0	0	0	0	0	0	0	0	0	0	0	1
PITCHERS: WSH - Johnson; BOS - Harper												
WP - Johnson LP - Harper SAVE - none												
HOME RUNS: BOS - none WSH - none												
ATTENDANCE: Unknown												

Bobby Burke

With Walter Johnson patrolling the dugout as Manager of the 1931 Nationals, Bobby Burke recorded the second no-hitter in D.C. baseball history on August 8th, 1931 in a 5-0 win over the visiting Boston Red Sox at Griffith Stadium in Washington, D.C. The 24-year-old lefty struck out eight batters, walking five, en route to the accomplishment. Remarkably, this was Burke's first start for the Nationals in more than a month, as he appeared in six games out of the bullpen in between starts. Burke's no-hitter would be the last one thrown by a D.C. ballplayer until Jordan Zimmermann accomplished the feat more than 83 years later. Manager Walter Johnson told the media following Burke's no hitter:


"Before I sent Burke into the game, I told him to cut loose...He gained a lot of confidence in those early innings when the Red Sox started missing those third strikes. He was throwing the last pitch over there as if it was the first one and he soon found out he was getting away with it, like we told him he would." - The Washington Post, Aug. 10, 1931

August 8, 1931/Griffith Stadium/Washington, D.C.	1	2	3	4	5	6	7	8	9	R	H	E
BOSTON RED SOX	0	0	0	0	0	0	0	0	0	0	0	0
WASHINGTON (AL) NATIONALS	1	0	1	0	0	0	0	3	0	5	10	0
PITCHERS: BOS - Moore; WSH - Burke												
WP - Burke LP - Moore SAVE - none												
HOME RUNS: BOS - none WSH - none												
ATTENDANCE: 5,000												



Courtesy of the National Baseball Hall of Fame and Museum in Cooperstown, New York

Walter Johnson




Courtesy of the National Baseball Hall of Fame and Museum in Cooperstown, New York

Bobby Burke

WASHINGTON, D.C. AND THE NO-HITTER

Jordan Zimmermann

On the final day of the 2014 National League East Division championship season, Jordan Zimmermann took the hill against Miami's Henderson Alvarez. Coincidentally, Alvarez tossed a no-hitter on the final day of the 2013 season for the Marlins. Zimmermann was his calm, efficient self, striking out 10 batters while walking just one, Justin Bour, on a 3-2 pitch that home plate umpire Alan Porter determined was just a bit low. Alvarez also spun a gem of his own, with the lone run of the game coming on an Ian Desmond solo home run into the Miami bullpen. Zimmermann's feat would have never materialized had it not been for Steven Souza Jr.'s miraculous play on the final out. His diving, over-the-shoulder catch of a line drive off the bat of Christian Yelich made an out of what was certain to be an extra-base hit. In a moment of pure emotion not usually shown by the stoic Zimmermann, he dropped his head, put his hands on his hips and would later tell the media, he thought "Double. No-doubt double," as the ball carried to deep left field. To make the catch, Souza Jr. dove backward, almost parallel to the ground, in an attempt to secure the ball. When he fell to the ground and reached his glove to the sky, Zimmermann thrust his right arm in the air as the crowd at Nationals Park erupted and the dugout emptied onto the field, mobbing Zimmermann and Souza Jr.




September 28, 2014/Nationals Park/Washington, D.C.

	1	2	3	4	5	6	7	8	9	R	H	E
MIAMI MARLINS	0	0	0	0	0	0	0	0	0	0	0	0
WASHINGTON (NL) NATIONALS	0	1	0	0	0	0	0	0	X	1	11	0

PITCHERS: MIA - Alvarez; WSH - Zimmermann
 WP - Zimmermann LP - Alvarez SAVE - none
 HOME RUNS: MIA - none WSH - Desmond (24)
 ATTENDANCE: 35,085

Max Scherzer

Coming off one of the most dominant pitching performances in Nationals history (2005-present), Max Scherzer took the hill at Nationals Park on June 20, 2015 looking to pick up where he left off. In his previous start, Scherzer struck out a then-Nationals-record and career-best 16 Milwaukee Brewers, while allowing just one hit (a Carlos Gomez flare to right field) in 9.0 shutout innings on June 14 at Miller Park. With a severe rain storm in the evening forecast for the Metro D.C. area, Scherzer took the mound at 4:05 p.m. and was perfect through 8.2 innings against a potent Pittsburgh Pirates lineup, striking out 10 batters along the way. With two outs in the top of the ninth inning, Pirates manager Clint Hurdle sent pinch-hitter Jose Tabata to the plate. A battle ensued, with Tabata quickly down 0-2 before working the count to 2-2. With Scherzer on the doorstep of history, Tabata managed to foul off three straight pitches before a slider from Scherzer ran in and hit him on the left elbow. Replays would spark debate as to whether or not Tabata attempted to move out of the way of the pitch, but Scherzer quickly moved on, telling the media: "You just focus on what you can do next. Just move on to the next hitter and go after Harrison, and do everything you can do and just pound him with fastballs. I was able to collect that final out." Indeed, one batter later Scherzer gathered himself and coaxed Josh Harrison into hitting a high fly ball to deep left field that settled into the glove of rookie Michael A. Taylor, completing the first no-hitter of Scherzer's career.




June 20, 2015/Nationals Park/Washington, D.C.

	1	2	3	4	5	6	7	8	9	R	H	E
PITTSBURGH PIRATES	0	0	0	0	0	0	0	0	0	0	0	0
WASHINGTON NATIONALS	0	0	0	1	0	4	1	0	X	6	8	0

PITCHERS: PIT - Liriano; WSH - Scherzer
 WP - Scherzer LP - Alvarez SAVE - None
 HOME RUNS: PIT - None WSH - Harper (23)
 ATTENDANCE: 41,104

Max Scherzer

With the 2015 season coming to a close, and once again after carrying a no-hitter through 7.1 innings in his previous outing, Max Scherzer took the hill for the final start of his inaugural season in Washington, D.C., vs. the 2015 National League East Division Champion New York Mets. In the second game of a doubleheader, Scherzer turned in one of the most dominant pitching performances in Major League history. Becoming just the sixth pitcher in MLB history to throw two no-hitters in the same season (including the postseason), Scherzer joined Johnny Vander Meer (1938), Allie Reynolds (1951), Virgil Trucks (1952), Nolan Ryan (1973) and Roy Halladay (2010). Scherzer was the first, however, to throw no-hitters against two postseason-bound teams in the same season, and the first to accomplish the dual feats without walking a single batter in either outing. Just one baserunner, catcher Kevin Plawecki, was able to reach base, due to a fielding error by third baseman Yunel Escobar. When his masterpiece was complete, Scherzer struck out a then-Nationals record (2005-present) and new career-best 17 batters, including a franchise record (Nationals/Expos) nine consecutive batters from the sixth to the ninth inning. According to the *Elias Sports Bureau*, Scherzer's 17 strikeouts tied Nolan Ryan (7/15/73 vs. DET) for the MLB record for strikeouts in a no-hitter. When asked about his place in Major League Baseball history, Scherzer said he was speechless. "You go out there and accomplish as much as you can," he said. "When you start talking about that (kind of history), you don't have words for it."



October 3, 2015/Citi Field/New York, NY

	1	2	3	4	5	6	7	8	9	R	H	E
WASHINGTON NATIONALS	0	0	0	0	0	1	1	0	0	2	5	1
NEW YORK METS	0	0	0	0	0	0	0	0	0	0	0	1

PITCHERS: WSH - Scherzer; NYM - Harvey
 WP - Scherzer LP - Harvey SAVE - None
 HOME RUNS: WSH - Uggla (2) NYM - None
 ATTENDANCE: 41,480

WASHINGTON, D.C. AND THE ALL-STAR GAME

JULY 7, 1937

The 1937 Midsummer Classic, which was the fifth Major League Baseball All-Star Game, was played on July 7th at Griffith Stadium. President Franklin D. Roosevelt was in attendance for the contest, marking the first All-Star Game to be played in front of a sitting President. Six future Presidents would later follow Roosevelt's lead, combining for eight overall All-Star appearances. The American League won the game, 8-3, improving to 4-1 overall in the five games. In the bottom of the third inning, Cleveland's Earl Averill hit a line drive off the foot of St. Louis Cardinals pitcher Dizzy Dean. Dean suffered a fractured toe and never fully recovered, pitching in just 42 games over the next four seasons. The AL started the scoring with two runs in the bottom of the third inning on a two-run home run by Hall of Famer Lou Gehrig. The homer drove home his Yankees teammate and fellow Hall of Famer Joe DiMaggio. After the NL cut the lead to 2-1 in the top of the fourth, the AL answered with three more runs of its own in the bottom of the inning and never looked back. The game featured 21 future Hall of Famers, including Earl Averill, Joe Cronin, Dizzy Dean, Bill Dickey, Joe DiMaggio, Rick Ferrell, Jimmie Foxx, Lou Gehrig, Charlie Gehringer, Lefty Gomez, Hank Greenberg, Lefty Grove, Gabby Hartnett, Billy Herman, Carl Hubbell, Ernie Lombardi, Joe Medwick, Johnny Mize, Mel Ott, Arky Vaughan and Paul Waner.



Griffith Stadium/Washington, D.C.	1	2	3	4	5	6	7	8	9	R	H	E
NATIONAL LEAGUE	0	0	0	1	1	1	0	0	0	3	13	0
AMERICAN LEAGUE	0	0	2	3	1	2	0	0	X	8	13	1

PITCHERS: NL - Dean, Hubbell, Blanton, Grissom, Mungo, Walters; AL - Gomez, Bridges, Harder
 WP - Gomez LP - Dean SAVE - None
 HOME RUNS: Gehrig
 ATTENDANCE: 31,391

JULY 10, 1956

The 1956 Midsummer Classic returned to Griffith Stadium for a second time to host the 23rd All-Star Game. The National League, using just three pitchers for the fourth time in All-Star history defeated the American League, 7-3, for their second consecutive victory and sixth in seven years. The game was highlighted by home runs from four of the greatest players to ever play the game: Willie Mays and Stan Musial for the NL and Ted Williams and Mickey Mantle for the AL. After the NL built a 5-0 lead, Williams and Mantle hit back-to-back homers in the bottom of the sixth inning to make it a 5-3 game, but that was as close as the AL would get. Musial responded with his solo home run in the top of the seventh and his Cardinals teammate Ken Boyer made one outstanding defensive play after another to go along with his three hits to help the NL maintain the lead. The back-to-back homers by Williams and Mantle was the second such instance, and one of the five overall in All-Star history. NL starting pitcher Bob Friend picked up the victory after tossing three scoreless innings with three strikeouts. The game featured 18 Hall of Famers, including Hank Aaron, Ernie Banks, Yogi Berra, Roy Campanella, Whitey Ford, Nellie Fox, Al Kaline, George Kell, Mickey Mantle, Eddie Mathews, Willie Mays, Stan Musial, Robin Roberts, Frank Robinson, Duke Snider, Warren Spahn, Ted Williams and Early Wynn.



Griffith Stadium/Washington, D.C.	1	2	3	4	5	6	7	8	9	R	H	E
NATIONAL LEAGUE	0	0	1	2	1	1	2	0	0	7	11	0
AMERICAN LEAGUE	0	0	0	0	0	3	0	0	0	3	11	0

PITCHERS: NL - Friend, Spahn, Antonelli; AL - Pierce, Ford, Wilson Brewer, Score, Wynn
 WP - Friend LP - Pierce SAVE - None
 HOME RUNS: Mantle, Mays, Musial, Williams
 ATTENDANCE: 28,834

JULY 7, 1962

The first of two All-Star games in 1962 was hosted at D.C. Stadium, marking the third time the Midsummer classic was held in the nation's capital and the first time at the venue. President John F. Kennedy threw out the ceremonial first pitch. The NL topped the AL, 3-1, winning its 11th game in its last 15 attempts. Los Angeles Dodgers shortstop Maury Wills went 1-for-1 with two runs scored and a stolen base to capture the Arch Ward Trophy in the first year it was given to the game's Most Valuable Player. Hall of Famer Roberto Clemente recorded three of the NL's eight hits while the AL scattered just four hits in the game with their lone run coming on a Roger Maris sacrifice fly to score Rich Rollins. National League starting pitcher Don Drysdale threw three scoreless innings before handing the ball to his rival Juan Marichal of the Giants, who picked up the win with two scoreless innings. The game featured 18 Hall of Famers, including Hank Aaron, Luis Aparicio, Riche Ashburn, Ernie Banks, Jim Bunning, Orlando Cepeda, Roberto Clemente, Don Drysdale, Bob Gibson, Sandy Koufax, Mickey Mantle, Juan Marichal, Willie Mays, Bill Mazeroski, Stan Musial, Brooks Robinson, Warren Spahn and Hoyt Wilhelm.



D.C. Stadium/Washington, D.C.	1	2	3	4	5	6	7	8	9	R	H	E
NATIONAL LEAGUE	0	0	0	0	2	0	0	1	0	3	8	0
AMERICAN LEAGUE	0	0	0	0	0	1	0	0	0	1	4	0

PITCHERS: NL - Drysdale, Marichal, Purkey, Shaw; AL - Bunning, Pascual, Donovan, Pappas
 WP - Marichal LP - Pascual SAVE - None
 HOME RUNS: None
 ATTENDANCE: 45,480

JULY 23, 1969

RFK Stadium played host to the first of two All-Star Games in history to be played on July 23rd. The game was originally scheduled for the night of July 22nd, but rain forced the postponement to the afternoon of the 23rd. The 40th Midsummer Classic was won by the National League, 9-3, marking the seventh consecutive victory for the Senior Circuit. Reds catcher Johnny Bench hit a two-run home run in the second inning to extend the NL lead to 3-0. The hometown hero, Frank Howard, put the AL on the board in the second inning with a solo home run. The NL answered back with five runs in the top of the third, highlighted by Willie McCovey's two-run homer and back-to-back doubles by Steve Millan and pitcher Steve Carlton. McCovey later homered to capture MVP honors. The game featured 19 Hall of Famers, including Hank Aaron, Ernie Banks, Johnny Bench, Rod Carew, Steve Carlton, Roberto Clemente, Bob Gibson, Reggie Jackson, Harmon Killebrew, Juan Marichal, Willie Mays, Willie McCovey, Phil Niekro, Tony Perez, Brooks Robinson, Frank Robinson, Ron Santo, Tom Seaver and Carl Yastrzemski.



RFK Stadium/Washington, D.C.	1	2	3	4	5	6	7	8	9	R	H	E
NATIONAL LEAGUE	1	2	5	1	0	0	0	0	0	9	11	0
AMERICAN LEAGUE	0	1	1	1	0	0	0	0	0	3	6	2

PITCHERS: NL - Carlton, Gibson, Singer, Koosman, Dierker, Niekro; AL - Stottlemire, Odum, Knowles, McLain, McNally, McDowell, Culp
 WP - Carlton LP - Stottlemire SAVE - None
 HOME RUNS: Bench, Freehan, Howard, McCovey (2)
 ATTENDANCE: 45,259



89TH MLB ALL-STAR GAME // JULY 2018

Nationals Park, Washington D.C., Virginia and Maryland were at the center of the baseball universe in July of 2018, serving as the host of the 89th Major League Baseball All-Star Game - the fifth All-Star Game held in D.C. (2018, 1969, 1962, 1956, 1937).

89TH ALL-STAR GAME PRESENTED BY MASTERCARD


The American League topped the National League, 8-6, in 10 innings. Tied at 2-2 heading to the top of the eighth inning, the two clubs combined to plate 10 runs in a thrilling final three innings. Seattle's Jean Segura clubbed a three-run home run in the top half of the eighth inning, while Milwaukee's Christian Yelich hit a solo homer and Cincinnati's Scooter Gennett hit a game-tying two-run shot in the bottom half. Alex Bregman of the Houston Astros was awarded the Ted Williams Most Valuable Player Award presented by Chevrolet after leading off the 10th inning with a solo home run to give the American League the 6-5 lead. 13 of the 14 runs came via an All-Star Game record 10 home runs. Max Scherzer tallied four strikeouts across 2.0 innings while making the start for the National League. Bryce Harper started the game in center field. Nationals manager Dave Martinez served as a coach on Dave Roberts' National League staff. Prior to the game, MLB paid tribute to 29 Medal of Honor recipients with a special video narrated by Bradley Cooper and a unique national anthem with performers dressed and positioned to create a large American Flag.

T-MOBILE HOME RUN DERBY

Nationals outfielder Bryce Harper - with the help of father Ron Harper and motivation from teammates Max Scherzer and Sean Doolittle, as well as former teammates Wilson Ramos and Felipe Vasquez - claimed victory in the T-Mobile Home Run Derby. Harper beat Atlanta's Freddie Freeman (1st rd.), Los Angeles Dodger Max Muncy (2nd rd.) and Chicago's Kyle Schwarber (final) en route to becoming the third player ever to win the Derby in his home ballpark, joining Hall of Famer Ryne Sandberg (1990, Wrigley Field) and Todd Frazier (2015, Great American Ball Park). In the final round, Harper clubbed nine home runs in the final minute and a half before receiving an additional 30 seconds of time. He hit his 19th home run of the round on his second swing, giving him the title. After the Derby-winning homer left his bat, Harper was mobbed by teammates Max Scherzer and Sean Doolittle, and was lifted in the air by manager Dave Martinez.

SiriusXM ALL-STAR FUTURES GAME

Team USA and Team World combined for eight home runs as the U.S. squad topped the World, 10-6. Cincinnati Reds prospect Taylor Trammell earned MVP honors, going 2-for-2 with a home run and a triple. Top Nationals prospects Carter Kieboom (0-for-2) and Luis Garcia (0-for-0, BB) entered the game as defensive replacements.



LEGENDS & CELEBRITY SOFTBALL GAME

The All-Star Legends & Celebrity Softball Game, part of All-Star Sunday, featured legends and celebrities competing together. Celebrities such as Jamie Foxx, Jennie Finch, Quincy Brown, Ashley Greene, Chris Jackson, Skai Jackson, Brian Kelley, Tim Kurkijan, Sascha Polanco, Taylor Kinney, Brandon Larracunte, J.R. Martinez, Jessica Mendoza, Mike “The Miz” Mizanin, Bill Nye, Josh Norman, Scott Rogowsky and John Wall joined Major League Baseball Legends Hall of Famer Andre Dawson, Steve Finley, Cliff Floyd, Torii Hunter, Carlos Peña, Hall of Famer Tim Lincecum and Bernie Williams. Additionally, Wounded Warriors Softball Team players Sargent Jonathan Herst and Sargent Cody Rice participated.

Shaquille O’Neal, also known as “DJ Diesel,” performed during the Legends & Celebrity Softball Game and fans in attendance watched a two-song set from Florida Georgia Line live at Nationals Park.



GEICO ALL-STAR FANFEST

2018 GEICO All-Star FanFest - a five-day long celebration of baseball at the Walter E. Washington Convention Center - drew 112,390 fans from July 13-17. FanFest is annually the largest interactive baseball theme park in the world. For five days, baseball and softball fans had the opportunity to meet MLB Legends, get free autographs, and receive daily giveaways and more. Activities included interactive games and prizes, MLB legends autograph signings, photo opportunities, Nationals artifacts and MLB trophies and awards on display, traditional ballpark food, vendor booths, and official 2018 MLB All-Star Game souvenirs.



PLAY BALL PARK

The 2018 PLAY BALL Park was located at The Yards at the Intersection of First and M Streets SE, Washington, D.C. PLAY BALL Park was a 56,000 square foot interactive area where MLB and its programming partners provided fun, engaging and educational activities for youth baseball and softball players and their families - all in the backdrop of the Midsummer Classic. Nearly 40,000 fans (38,907) of all ages attended the 2018 version of PLAY BALL Park. The festive and expanded space included a turf diamond featuring daily programming of baseball/softball activities, batting & stickball tunnels, pitching inflatables, and MLB sponsor-activation zones.

Notable appearances at PLAY BALL Park included Commissioner Manfred, Jennie Finch, SiriusXM All-Star Futures Game players, Hall of Famer Cal Ripken, Jr., David Ortiz, Rapper & D.C. native WALE, the Cast and Director of *The Sandlot* and more.

MLB ASSEMBLY

MLB Assembly combined music, fashion, art and baseball in a free event that included performances by Wale and Blocboy JB, live and interactive art installations from artists like Skylar Grey, Futura and Stash, and unique fashion collaborations featuring exclusive custom gear from brands like Levi’s, Fear of God x New Era, Mitchell & Ness and Billionaire Boys Club.



ALL-STAR SUMMER RIVERFEST PRESENTED BY COCA-COLA

The Yards and the Capitol Riverfront BID hosted an unforgettable family-friendly All-Star Summer Riverfront Festival at Yards Park and the Boardwalk. The Yards Park was transformed into a real-life sandlot where attendees enjoyed live music, pop-up bars, tasty food, photo booths, baseball-themed activities and games including bocce, sand art and oversized board games such as scrabble and chess.



MLB DIVERSITY AND INCLUSION PRESENTS: CULTURE + CODE

Taking place at the iconic Blind Whino, MLB’s inaugural “Culture + Code” event highlighted entrepreneurship, esports, culture and the arts thriving within the nation’s capital. With the intent of illustrating the diversity of Washington, DC and expanding the exposure to Major League Baseball, “Culture + Code” provided a platform for topics relevant to future leaders and fans of our game.

THE COLOR RUN MLB ALL-STAR 5K PRESENTED BY NIKE

The Color Run MLB All-Star 5K, presented by Nike, allowed participants to run in the shadow of their favorite baseball team's ballpark and through Anacostia Park during its 100th anniversary. As they ran, volunteers blasted various colors -- blue, yellow, pink, red -- at the runners and their provided white shirts. The runner's kit featured a unicorn hero medal and a limited edition All-Star 5K Nike tee.

ARMED SERVICE CLASSIC PRESENTED BY T-MOBILE

The Armed Services Classic was a co-ed adult softball tournament comprised of teams of active duty personnel from each of the five military branches. The Air Force and Army won the right to play for the newly-minted trophy crowned by an eagle figurine in the first installment of the tournament. On June 2nd and 3rd, the five branches of the military competed in a round robin tournament, with the Air Force and Army each compiling 3-1 records to advance. The inaugural All-Star Armed Services Classic presented by T-Mobile ended in a 9-2 win for the Air Force over the Army. Major League Baseball and the Washington Nationals designed the event to support and honor the general military community, as well as the many service members and families stationed in the National Capital Region.

NEGRO LEAGUES TRIBUTE AT BEN'S CHILI BOWL

MLB unveiled a mural honoring Negro Leagues Baseball and trailblazing players Mamie "Peanut" Johnson and Josh Gibson on the Lincoln Theatre across from historic Washington, DC restaurant Ben's Chili Bowl.



LEGACY PROJECTS

Shortly after Washington, D.C. was announced as the host of the 89th MLB All-Star Game, Major League Baseball, the Washington Nationals, and the Nationals Dream Foundation began planning the 2018 All-Star Legacy initiative. Through this annual Midsummer Classic program, approximately \$5 million was given to seven community enrichment projects designed to leave a lasting impact throughout the local community, as well as support national charitable organizations with close ties to baseball.

Nationals All-Star Field at Walker Mill Regional Park (Prince George’s County, Md.)

One baseball field was fully renovated while a secondary field was reconfigured and improved to allow different age groups to utilize the fields and expand youth baseball play overall. Areas of improvements included field grading, upgrades to sod and ballfield mix, and the additions of a new irrigation system, scoreboard, and covered dugouts, bleachers with shade structures, batting cage and storage shed. Upgrades to the field will allow for a variety of youth-focused activities, including PLAY BALL events (e.g., Scotts MLB Pitch, Hit & Run; Jr. Home Run Derby), youth showcase and league games, and more. The Prince George’s County Parks and Recreation Foundation and Prince George’s County Department of Parks and Recreation will be able to promote baseball and healthy, active lifestyles to more than 3,000 kids.

Bryce Harper All-Star Complex (Herndon, Va.)

In association with the Fairfax County Park Authority, MLB, the Nationals and the Dream Foundation worked to renovate two youth baseball fields that will serve as a beacon for youth baseball players in Northern Virginia, particularly Reston Herndon Little League. This field renovation project will expand overall play after enlarging one of the fields, which will accommodate various age levels. The improvements also included laser grading of the field being expanded, an extended irrigation system, as well as additions of new scoreboards, covered dugouts, bleachers with shade structures, and enhancements to a storage shed, fencing, batting cages, bullpens, a concession stand and restrooms. The Scotts® Company, the Official Lawn Care Company of Major League Baseball, generously supported this project. The complex was renamed after Bryce Harper following his significant personal contribution to this project.

USO-Metro All-Star Depot at Fort Belvoir (Fairfax County, Va.)

This project included a fully renovated 12,000-square-foot USO logistics facility at Fort Belvoir, featuring a new HVAC system and commercial-grade refrigeration units. The facility is primarily used to receive and store non-perishable goods and program supplies that are delivered weekly to the nine USO-Metro locations in the Washington D.C. region. This renovation increased the amount of products and supplies that can be stored at the facility, including the addition of bulk perishable foods to the inventory distributed to the nine USO-Metro locations. The facility also serves as an important program and event venue throughout the year, and these renovations expanded USO-Metro’s reach and provides more programming throughout the year to local service members and their families.



Boys & Girls Clubs of Greater Washington -- All-Star Teen Room at Richard England Clubhouse #14 (Washington, D.C.)

This project featured a complete renovation and expansion of Clubhouse #14's Teen Room, including new furniture, TVs, computers and games, allowing much needed space and supplies for multifaceted afterschool activities. Four inoperative HVAC units were replaced, providing a temperate climate year-round for the entire Clubhouse. Many inoperable doors were also replaced, providing increased safety for all at Clubhouse #14. MLB, the Nationals and the Dream Foundation hope to help retention rates among current members, as well as attract new ones to Clubhouse #14.

Mobile Dental Unit with Children's National (Various Locations throughout Greater Washington, D.C.)

MLB, the Nationals, the Dream Foundation, and Jeff Franzen and Sons provided a brand-new mobile dental unit serving 19 sites in Wards 7 & 8 and Prince George's County, Md. In these areas there is just one dentist for every 4,000 residents (less than half of the national average) and this unit is bringing dental health professionals directly to more children and providing them with much needed dental services. The unit also provides a more comfortable experience for both health professionals and children being treated. This mobile dental unit replaced another unit that Children's National, the leading pediatric health system in the Washington D.C. area, launched in 2001 to serve District of Columbia's Wards 7 & 8 and Prince George's County. Additionally, the new unit comes with the latest dental equipment and more patient chairs to serve more children than the previous unit allowed.

All-Star Pavilion at Washington Nationals Youth Baseball Academy (Washington, D.C.)



The Washington Nationals Youth Baseball Academy has become a hub for youth baseball and softball in the District, and the All-Star Pavilion, which is located next to the Academy's main field, has become a key element to programming and events since being unveiled during All-Star Week. The All-Star Pavilion is a 2,880 square foot open-air space that covers four short-throw batting cages. These covered batting cages provide much needed, weather-protected spaces and give scholar-athletes the ability to practice their baseball and softball skills in an open and airy environment. Additionally, the All-Star Pavilion allows for the creation of an outdoor gathering area with picnic tables for the Academy's famers' market and community use. The All-Star Pavilion is utilized year-round.

All-Star Teen Room, Playground, Computer Lab & Community Room at SOME Spring Road (Washington, D.C.)

MLB, the Nationals and the Dream Foundation provided a teen room, playground, computer lab, and community room in cooperation with a much larger project with SOME (So Others Might Eat) Spring Road. SOME Spring Road offers safe, affordable housing to 37 homeless and extremely low-income families, including more than 100 children, currently living in Washington D.C. SOME's high-level supportive programs are being housed in these new MLB & Nationals-supported areas, and have given the resident children the ability to safely play and have fun right outside of their front door. Providing onsite programming for Spring Road's resident children and teens not only eliminates transportation barriers impacting participation, but gives parents peace of mind knowing that their children are safe at their family's home base.

BASEBALL IN WASHINGTON, DC RECORD BOOK (ALL RECORDS SINCE 1901)

CATEGORY	TEAM GENERAL	RECORD
Most Wins, Season		99 [1933]
Most Wins, Season Home		56 [1930]
Most Wins, Season Road		53 [1933]
Most Wins, Month		24 [August 1945]
Most Losses, Season		113 [1904]
Most Losses, Season Home		53 [1962]
Most Losses, Season Road		61 [1904]
Most Losses, Month		29 [July 1909]
Most Consecutive Wins		17 [May 30-June 18, 1912]
Most Consecutive Wins, Home		16 [July 30-September 22, 1943]
Most Consecutive Wins, Road		16 [May 30-June 15, 1912]
Most Consecutive Losses		18 [September 3-18, 1948 and July 19-August 5, 1959]
Most Consecutive Losses, Home		11 [August 18-September 1, 1961]
Most Consecutive Losses, Road		18 [July 16-August 18, 1949]

LENGTH OF GAME

Longest Game, Innings Played	22 innings [June 12, 1967 vs. CWS]
Longest Game, Innings Played, Home	22 innings [June 12, 1967 vs. CWS]
Longest Game, Innings Played, Road	20 innings [G2-September 14, 1971 and August 9, 1967 at MIN]

CATEGORY	TEAM BATTING	RECORD
RUNS SCORED		
Most Runs Scored, Season		892 [1930]
Most Runs Scored, Game	25 [July 31, 2018 vs. NYM (W25-4)]	
Most Runs Scored, Win	25 [July 31, 2018 vs. NYM (W25-4)]	
Most Runs Scored, Loss	15 [July 1, 1907 (G1) vs. NYY (L15-16)]	
Most Runs Scored, Inning	12 [July 10, 1926 vs. STL (8th inn.)]	
Most Runs Scored, 3-Game Series	37 [June 15-16, 1935 at STL and August 4-5, 1929 vs. DET]	
Most Runs Scored, 4-Game Series	46 [July 10-13, 1932 vs. CWS and April 24-27, 2017 at COL.]	
Most Combined Runs, Game (Both Teams)	31 [G1-July 1, 1907 at NYY/L15-16]	

BATTING AVERAGE, ON-BASE, SLUGGING PERCENTAGES

Highest Batting Average, Season	.303 [1925]
Highest On-Base Percentage, Season	.372 [1925]
Highest Slugging Percentage, Season	.454 [2019]

HITS

Most Hits, Season	1620 [1930]
Most Hits, Game	27 [May 16, 1933 vs. CLE, 12 inn.]

EXTRA-BASE HITS

Most Extra-Base Hits, Season	557 [2017]
------------------------------	------------

SINGLES

Most Singles, Season	1209 [1935]
----------------------	-------------

DOUBLES

Most Doubles, Season	322 [2006]
----------------------	------------

TRIPLES

Most Triples, Season	100 [1932]
----------------------	------------

HOME RUNS

Most Home Runs, Season	231 [2019]
Most Home Runs, Season, Home Games	130 [2019]
Most Home Runs, Season, Road Games	108 [2017]
Most Home Runs, 9-Inning Game	8 [July 27, 2017 vs. MIL (W15-2) and Aug. 18, 2019 vs MIL (W, 16-8)]
Most Home Runs, Game, Extra Innings	7 [May 3, 1949 at CWS (10 inn., W14-12)]
Most Home Runs, Game, Home	8 [July, 27, 2017 vs. MIL (W15-2) and August 18, 2019 vs MIL (W, 16-8)]
Most Home Runs, Game, Road	7 [May 3, 1949 at CWS (10 inn., W14-12) and June 29, 2018 at PHI (W17-7)]
Most Home Runs, Inning	5 [July, 27, 2017 vs. MIL (W15-2)]
Most Consecutive Games Hitting at Least One Home Run	21 [June 14 to July 7, 2019]
Most Grand Slams, Season	8 [1939 and 2009]

RBI

Most RBI, Season	824 [2019]
------------------------	------------

WALKS/STRIKEOUTS

Most Walks, Season	690 [1956]
Most Strikeouts, Season	1344 [2015]

STOLEN BASES

Most Stolen Bases, Season	291 [1913]
---------------------------------	------------

CATEGORY	TEAM PITCHING	RECORD
----------	---------------	--------

EARNED RUN AVERAGE

Highest ERA, Season	5.33 [1956]
Lowest ERA, Season	2.14 [1918]

COMPLETE GAMES

Most Complete Games, Season	137 [1904]
Fewest Complete Games, Season	0 [2007]
Most Consecutive Complete Games	32 [September 18, 1901-May 17, 1902 and September 1, 1902-April 27, 1903]

SHUTOUTS

Most Shutouts, Season	26 [1914]
Fewest Shutouts, Season	1 [1956 and 2006]
Most Consecutive Shutouts	3 [MANY TIMES; last: September 29-October 1, 1913]

HITS ALLOWED

Most Hits Allowed, Season	1672 [1935]
Fewest Hits Allowed, Game	0 [MANY TIMES; Last: October 3, 2015 at NYM]

RUNS ALLOWED

Most Runs Allowed, Season	874 [2009]
Most Runs Allowed, Game	24 [September 27, 1940 at BOS (L4-24); July 15, 2021 vs. SDP (L24-8)]
Most Runs Allowed, Inning	14 [July 6, 1920 vs. NYY (5th inn.)]

HOME RUNS ALLOWED

Most Home Runs Allowed, Season	247 [2021]
Most Home Runs Allowed, Game	8 [G1-August 29, 1963 vs. MIN (L2-14)]
Fewest Home Runs Allowed, Season	10 [1918 and 1907]
Most Home Runs Allowed, Inning	3 [MANY TIMES; last: August 17, 2019 vs. MIL (8th inn., L14-15)]

WALKS

Most Walks Issued, Season	779 [1949]
Fewest Walks Issued, Season	341 [1907], 216 [2020]

STRIKEOUTS

Most Strikeouts, Season	1511 [2019]
-------------------------------	-------------

RELIEF PITCHING

Most Relief Appearances, Season 588 [2007]
 Most Relief Appearances, Game 9 [September 3, 2014 at LAD (14 inn., W8-5) and September 7, 2016 vs. ATL (11 inn., W5-4)]
 Most Relief Wins, Season 32 [1969]

SAVES

Most Saves, Season 51 [2005 and 2012]

PERSONNEL

Most Pitchers Used, Season 32 [2021]
 Most Pitchers Used, Game 10 [September 3, 2014 at LAD (14 inn., W8-5) and September 7, 2016 vs. ATL (11 inn., W5-4)]

CATEGORY	TEAM FIELDING	RECORD
----------	---------------	--------

FIELDING PERCENTAGE

Highest Fielding Percentage, Season989 [2018]
 Lowest Fielding Percentage, Season943 [1901]

ERRORS

Most Errors, Season 323 [1901]
 Fewest Errors, Season 64 [2018], 39 [2020]

DOUBLE PLAYS

Most Double Plays, Season 186 [1935]

OUTFIELD ASSISTS

Most Outfield Assists, Season 85 [1912]

CATEGORY	INDIVIDUAL BATTING	RECORD
----------	--------------------	--------

GAMES PLAYED

Most Games Played, Career 2307 [Sam Rice]
 Most Games Played, Season 162 [Ryan Zimmerman, 2007 and Trea Turner, 2018]

RUNS SCORED

Most Runs Scored, Career 1467 [Sam Rice]
 Most Runs Scored, Season 127 [Joe Cronin, 1930]
 Most Runs Scored, Game 5 [MANY TIMES; last: Anthony Rendon, April 30, 2017 vs. NYM (W23-5)]

BATTING AVERAGE, ON-BASE, SLUGGING PERCENTAGES

Highest Batting Average, Career (Min. 2000 At-Bats)328 [Heinie Manush]
 Highest Batting Average, Season379 [Goose Goslin, 1928]

Highest On-Base Percentage, Career (Min. 2000 At-Bats)392 [Buddy Myer]
 Highest On-Base Percentage, Season465 [Juan Soto, 2021], .490 [Juan Soto, 2020]

Highest Slugging Percentage, Career (Min. 2000 At-Bats)513 [Frank Howard]
 Highest Slugging Percentage, Season649 [Bryce Harper, 2015], .695 [Juan Soto, 2020]

AT-BATS, PLATE APPEARANCES

Most At-Bats, Career 8934 [Sam Rice]
 Most At-Bats, Season 668 [Buddy Lewis, 1937]

HITS

Most Hits, Career 2889 [Sam Rice]
 Most Hits, Season 227 [Sam Rice, 1925]
 Most Hits, Game 6 [MANY TIMES; last: Anthony Rendon, April 30, 2017 vs. NYM (W23-5)]

HITTING, HOME RUN STREAKS

Longest Consecutive-Game Hitting Streak 33 [Heinie Manush, 1933]
 Longest Consecutive-Game Home Run Streak 6 [Frank Howard, May 12-18, 1968 and Roy Sievers July 28-August 3, 1957]

EXTRA-BASE HITS

Most Extra-Base Hits, Career.....695 [Sam Rice]
 Most Extra-Base Hits, Season.....89 [Alfonso Soriano, 2006]

DOUBLES

Most Doubles, Career.....479 [Sam Rice]
 Most Doubles, Season.....51 [Mickey Vernon, 1946]
 Most Doubles, Game.....3 [MANY TIMES; last: Ryan Zimmerman, July 5, 2019 vs. KCR (W8-6)]

TRIPLES

Most Triples, Career.....183 [Sam Rice]
 Most Triples, Season.....20 [Goose Goslin, 1925]
 Most Triples, Game.....3 [Joe Kuhel, May 13, 1937 at CWS (W10-2) and Joe Judge, August 9, 1921 vs. STL (19 inn., L6-8)]

HOME RUNS

Most Home Runs, Career.....284 [Ryan Zimmerman]
 Most Home Runs, Season.....48 [Frank Howard, 1968]
 Most Home Runs, Game.....3 [MANY TIMES; last: Anthony Rendon, April 30, 2017 vs. NYM (W23-5)]

Most Grand Slams, Career.....6 [Ryan Zimmerman]
 Most Grand Slams, Season.....2 [MANY TIMES; last: Danny Espinosa and Bryce Harper, 2016]
 Most Grand Slams, Game.....2 [Josh Willingham, July 27, 2009 at MIL (W14-6)]

RBI

Most RBI, Career.....1061 [Ryan Zimmerman]
 Most RBI, Season.....129 [Goose Goslin, 1924]
 Most RBI, Game.....10 [Anthony Rendon, April 30, 2017 vs. NYM (W23-5) and Mark Reynolds, July 7, 2018 vs. MIA (W18-4)]

WALKS/STRIKEOUTS

Most Walks, Career.....1274 [Eddie Yost]
 Most Walks, Season.....151 [Eddie Yost, 1956]

Most Strikeouts, Career.....1384 [Ryan Zimmerman]
 Most Strikeouts, Season.....199 [Adam Dunn, 2010]

STOLEN BASES

Most Stolen Bases, Career.....495 [Clyde Milan]
 Most Stolen Bases, Season.....88 [Clyde Milan, 1912]

ROOKIES

Highest Batting Average, Season (Min. 400 At-Bats).....312 [Jake Powell, 1935]
 Most Games, Season.....158 [Danny Espinosa, 2011]
 Most At-Bats, Season.....635 [Del Unser, 1968]
 Most Runs, Season.....100 [Buddy Lewis, 1936 and John Farrell, 1901]
 Most Hits, Season.....176 [Eddie Foster, 1912; Ryan Zimmerman, 2006]
 Most Home Runs, Season.....30 [Bob Allison, 1959]
 Most RBI, Season.....110 [Ryan Zimmerman, 2006]
 Most Stolen Bases, Season.....37 [Dave Altizer, 1906]

CATEGORY INDIVIDUAL PITCHING RECORD

GAMES

Most Appearances, Career.....802 [Walter Johnson]
 Most Appearances, Season.....88 [Jon Rauch, 2007]

GAMES STARTED

Most Starts, Career.....666 [Walter Johnson]
 Most Starts, Season.....42 [Walter Johnson, 1910]

INNINGS

Most Innings Pitched, Career.....5916.0 [Walter Johnson]
 Most Innings Pitched, Season.....372.0 [Walter Johnson, 1914]
 Most Innings Pitched, Game, Starter.....18.0 [Walter Johnson, May 15, 1918 vs. CWS]

WINS

Most Wins, Career	417 [Walter Johnson]
Most Wins, Season	36 [Walter Johnson, 1913]

LOSSES

Most Losses, Career	279 [Walter Johnson]
Most Losses, Season	26 [Bob Groom, 1909 and Jack Townsend, 1904]

ERA

Lowest ERA, Career (Min. 1000 Innings)	2.36 [Walter Johnson]
Lowest ERA, Season (among those qualifiers)	1.14 [Walter Johnson, 1913]

COMPLETE GAMES

Most Complete Games, Career	531 [Walter Johnson]
Most Complete Games, Season	38 [Walter Johnson, 1910]

NO-HITTERS

Most No-Hitters, Career	2 [Max Scherzer, 2015]
-------------------------------	------------------------

SHUTOUTS

Most Shutouts, Career	110 [Walter Johnson]
Most Shutouts, Season	11 [Walter Johnson, 1913]

RUNS ALLOWED

Most Runs Allowed, Career	1900 [Walter Johnson]
Most Runs Allowed, Season	198 [Bill Carrick, 1901]

HOME RUNS ALLOWED

Most Home Runs Allowed, Career	171 [Pedro Ramos]
Most Home Runs Allowed, Season	43 [Pedro Ramos, 1957]

WALKS

Most Walks, Career	1360 [Walter Johnson]
Most Walks, Season	143 [Ken Chase, 1940]

STRIKEOUTS

Most Strikeouts, Career	3508 [Walter Johnson]
Most Strikeouts, Season	313 [Walter Johnson, 1910]
Most Strikeouts, 9-inning Game	20 [Max Scherzer, May 11, 2016 vs. DET]
Most Strikeouts, Game, Extra Innings	21 [Tom Cheney, September 12, 1962 at BAL (pitched 16 inn.)]

SAVES

Most Saves, Career	113 [Chad Cordero]
Most Saves, Season	47 [Chad Cordero, 2005]

ROOKIES

Most Games	79 [Gary Majewski, 2005]
Most Starts	34 [Hod Lisenbee, 1927]
Most Innings Pitched	265.0 [Doc Ayers, 1914]
Most Wins	22 [Monte Weaver, 1932]
Lowest ERA (Minimum 100.0 Innings)	2.14 [Joe Boehling, 1913]
Most Complete Games	26 [Casey Patten, 1901]
Most Shutouts	5 [Jim Shaw, 1914]
Most Saves	8 [Koda Glover, 2017]
Most Strikeouts	164 [Jim Shaw, 1914]

BIG TRAIN

How dominant was Senators right-hander Walter Johnson, who was a member of the National Baseball Hall of Fame's inaugural class in 1936? Johnson was a two-time American League MVP (1913, 1924) who paced the AL in strikeouts 12 times, shutouts seven times, wins six times, complete games six times, ERA five times, innings five times, games started four times and winning percentage twice. He never once posted a triple-digit walk total.

A closer look at where Johnson ranks, entering the 2022 season, on various all-time leader boards:

Wins: 417 (2nd, Cy Young 511)

ERA: 2.16 (7th, Ed Walsh 1.82)

Complete Games: 531 (5th, Cy Young 749)

Shutouts: 110 (first)

Strikeouts: 3,508 (9th, Nolan Ryan 5,714)

WHIP: 1.06 (7th, Eddie Joss 0.97)

THE HISTORY OF THE MONTREAL EXPOS (1969-2004)

The city of Montreal had a long association with professional baseball even before it was awarded a Major League franchise in 1968. On April 18, 1946, the Montreal Royals, a minor league affiliate of the Brooklyn Dodgers in the International League, secured their place in baseball history when Jackie Robinson made his professional debut and became the first African-American to play professional baseball in the 20th Century.

More than two decades later, as the National League was seeking to expand by two franchises, former Montreal city councillor Gerry Snyder presented the city's formal bid during an owners' meeting in Mexico City, Mexico. Six months later on May 27, 1968, it was announced that Major League Baseball was expanding outside the United States for the first time as Montreal was awarded a National League franchise to begin play in 1969.

Despite some early concerns about the team's financing, Montreal met its initial deposit deadline and officially became a member of the National League on Aug. 14, 1968. Charles Bronfman, a distillery magnate and an original investor, was named chairman with Paul Beaudry and Lorne Webster as vice-chairmen. John McHale was named president and chief executive officer, while Jim Fanning was appointed the team's first general manager.

On Sept. 5, 1968, the Montreal franchise named Gene Mauch field manager. Mauch was returning to familiar ground as he played two seasons for the minor league Montreal Royals in 1943 and 1944. McHale also announced that the team would be known as the Expos, in recognition of Expos 67, an international exhibition that attracted 50 million visitors to the city in 1967.

Only five days later, pitcher Dave Hartman became the first player to sign a contract with the Expos. Hartman never actually played for the Expos or made it to the Major Leagues. However, an expansion draft was conducted on Oct. 14, 1968 and the Expos selected the following 30 players:

Manny Mota, Mack Jones, John Bateman, Gary Sutherland, John Billingham, Donn Clendenon, Jesus Alou, Mike Wegener, Skip Guinn, Bill Stoneman, Maury Wills, Larry Jackson, Bob Reynolds, Dan McGinn, Jose Herrera, Jim Williams, Angel Hermoso, Jim Grant, Jerry Robertson, Don Shaw, Ty Cline, Garry Jesteadt, Carl Morton, Larry Jaster, Ernest McAnally, Jim Fairey, Jose Laboy, John Boccabella, Rob Brand and John Glass.

The Expos' first home ballpark was Jarry Park, a converted minor league stadium named after former councillor Raoul Jarry in 1927. Jarry Park's initial capacity was 3,000, but was expanded to 28,450 as the ballpark met MLB standards.

Montreal made its National League debut on April 8, 1969 at Shea Stadium in New York against one of the National League's last expansion teams, the Mets. The Expos held off a furious ninth inning rally to claim an 11-10 victory. Pitcher Dan McGinn hit the first home run in franchise history, a solo shot off future Hall of Famer Tom Seaver in the fourth inning.

Jarry Park hosted its first regular season game six days later as 29,814 fans witnessed Major League Baseball in Canada for the first time. Despite facing a St. Louis Cardinals lineup that featured names such as Lou Brock, Curt Flood, Dal Maxvill and Joe Torre, the Expos treated their fans to an 8-7 win.

One of the highlights of the inaugural season came on April 17 at Connie Mack Stadium in Philadelphia. Bill Stoneman, later a general manager with the Expos and the Anaheim Angels, pitched the franchise's first no-hitter in defeating the Phillies, 7-0. The Expos would go on to finish the season with a 52-110 mark.

The following season saw Montreal improve by 21 games under Mauch. Twenty-six-year-old pitcher Carl Morton went 18-11 with a 3.26 ERA en route to being named the 1970 NL Rookie of the Year. In 1973, the Expos made their first pennant chase as they won 79 games and were in the race for the National League East title until the final weekend of the season.

After a few disappointing seasons, the Expos moved into Olympic Stadium in 1977, which was the main venue for the 1976 Olympic Games. A crowd of 57,592 fans attended the first game at The Big O as the Expos fell to the Phillies, 7-2.

Montreal started to form the nucleus of a team that would bring home its first NL East title with players such as Ellis Valentine, Andre Dawson, Warren Cromartie, Gary Carter and Steve Rogers. The Expos won 95 games in 1979 only to fall two games shy of the title and were again in the pennant race until the final game of the 1980 season.

In 1981, the Expos finally cleared the hurdle as they won the NL East's second half title in a season shortened by a players' strike. In a best-of-five Divisional Series, Montreal topped first-half champion Philadelphia, three games to two, and advanced to their first NLCS.

The NLCS against Tommy Lasorda's Los Angeles Dodgers went down to the ninth inning of the fifth and deciding game. With the game tied at 1-1, Dodgers outfielder Rick Monday hit a two-out solo homer off Rogers. The Expos put two runners on in the bottom of the ninth, but could not tie the score as Los Angeles advanced to the World Series.

In 1982, Montreal hosted the first Major League Baseball All-Star Game to be held outside of the United States. The National League won its 11th consecutive Midsummer Classic on the strength of a home run by Cincinnati's Dave Concepcion. Five players represented the Expos on the NL squad: Carter, Rogers, Dawson, Tim Lincecum and Al Oliver.

Montreal remained competitive throughout much of the next decade, including 91 wins in 1987 by a team led by Raines, Andres Galarraga, Hubie Brooks and Tim Lincecum.

Bronfman sold the franchise to team president Claude Brochu on June 14, 1991. The next season Brochu appointed long-time Montreal coach Felipe Alou as field manager. Alou guided the Expos to 87 victories and a second-place finish in his first year at the helm and then improved upon that with 94 wins in 1993.

The 1994 season saw a core group of players such as Larry Walker, Marquis Grissom, Moises Alou, Pedro Martinez, Ken Hill and John Wetteland storm out to a 74-40 mark - the best in the Major Leagues - and a six-game lead in the newly-formed National League East on Aug. 11. However, the season was never completed. A players' strike began the following day that would wipe out the remainder of the 1994 schedule.

After the changing economics of the baseball landscape forced the Expos to trade some of those core players, the '95 team finished in last place in the NL East. It was only the second time since 1977 that Montreal finished in last place.

Two years later, Martinez continued to establish himself as one of the top starting pitchers in the Major Leagues. He posted a 17-8 record with a 1.90 ERA, 305 strikeouts and 13 complete games en route to being the only Expos' pitcher to win the National League Cy Young Award. That winter, Martinez was traded to the Boston Red Sox.

The 1998 season was marked by stellar individual performances on the field and uncertainty off the field. Outfielder Vladimir Guerrero, 22, displayed his immense talent by setting six Montreal records, including the club single-season home run mark. Also, 24-year-old closer Ugueth Urbina recorded 34 saves with a 1.30 ERA, and Alou became the franchise's most successful manager with his 521st victory on Aug. 19.

Off the field, Brochu struggled in an attempt to finalize funding for a new downtown ballpark and announced his willingness to sell his shares of the franchise. In 1999, Jeffrey Loria was officially approved as the Expos controlling person following a buy-back of Brochu's shares. In February 2002, Major League Baseball approved the sale of the Florida Marlins to Loria and the sale of the Expos to Major League Baseball and the 29 other Major League Clubs. A new Expos senior management team was announced: Tony Tavares (president), Omar Minaya (general manager) and Hall of Famer Frank Robinson (field manager). Baseball Commissioner Allan H. (Bud) Selig also announced the formation of a relocation committee to seek a new permanent home for the franchise.

The 2003 and 2004 seasons saw the Expos make baseball history by playing a portion of their home schedule at Hiram Bithorn Stadium in San Juan, Puerto Rico. Fans in Puerto Rico celebrated the return of Major League Baseball to the island. The Expos drew nearly 530,000 fans and posted a 20-23 mark over their 43 games played at Hiram Bithorn Stadium during the two-season trial. On Sept. 29, 2004, Commissioner Selig announced the formal approval of the relocation of the Expos franchise to the nation's capital, Washington, D.C., for the 2005 season.

MONTREAL EXPOS TIMELINE

- November 25, 1968.....West Palm Beach was selected as Expos Spring Training site.
- November 26, 1968.....Gaetan Groleau became first native Canadian signed by Expos.
- January 24, 1969.....Expos unveiled inaugural season home uniforms.
- October 2, 1972.....Bill Stoneman pitched second career no-hitter and first at Montreal vs. Mets.
- April 20, 1977.....Gary Carter became first Expos player to record three homers in a single game.
- November, 1977.....Andre Dawson named National League Rookie of the Year.
- October 1, 1978.....Ross Grimsley became first and only Expos pitcher to win at least 20 games.
- September 10, 1980.....Bill Gullickson set a franchise mark with 18 strikeouts in a game vs. Cubs.
- May 10, 1981.....Charlie Lea threw third no-hitter in Montreal history against Giants.
- October 3, 1982.....Al Oliver finished with a .331 batting average to win Montreal's first batting crown.
- April 13, 1984.....Pete Rose recorded his 4,000th career hit as a member of the Expos.
- July 28, 1991.....Dennis Martinez hurled the 15th perfect game in MLB history, the first in franchise annals at LAD.
- September, 1991.....Montreal played its final month on the road after a concrete chunk fell from Stade Olympique.
- May 15, 1993.....Rusty Staub's uniform number 10 was retired by the Expos.
- July 31, 1993.....Montreal retired Gary Carter's uniform number 8.
- July 6, 1997.....Andre Dawson's uniform No. 10 was also retired by the Expos.
- October, 2001.....Orlando Cabrera was the first Expos shortstop to win a Rawlings Gold Glove.
- July 27, 2003.....Gary Carter is inducted into the National Baseball Hall of Fame and Museum in Cooperstown, NY.
- June 19, 2004.....Tim Lincecum's uniform No. 30 retired by the Expos.
- September 19, 2005.....Montreal Canadiens announce official acquisition/adoption of Youppi!
- July 25, 2010.....Andre "Hawk" Dawson is inducted into the National Baseball Hall of Fame and Museum in Cooperstown, NY.
- July 23, 2011.....Broadcaster Dave Van Horn receives Ford C. Frick Award as part of National Baseball Hall of Fame and Museum's annual induction ceremony in Cooperstown, NY.
- July 26, 2015.....Pedro Martinez and Randy Johnson are inducted into the National Baseball Hall of Fame and Museum in Cooperstown, NY.
- July 30, 2017.....Tim Lincecum inducted into the National Baseball Hall of Fame and Museum in Cooperstown, NY.
- July 29, 2018.....Vladimir Guerrero inducted into the National Baseball Hall of Fame and Museum in Cooperstown, NY...He is enshrined as a member of the Los Angeles Angels.
- Sept. 8, 2021.....Larry Walker inducted into the National Baseball Hall of Fame and Museum in Cooperstown, NY...He is enshrined as a member of the Colorado Rockies.

NATIONALS/EXPOS YEAR-BY-YEAR STANDINGS AND ATTENDANCE

YEAR	WINS	LOSSES	PCT.	DIVISION FINISH	GB/GA	ATTENDANCE	MANAGER(S)
1969	52	110	.321	6	-48.0	1,212,608	Gene Mauch
1970	73	89	.451	6	-16.0	1,424,683	Gene Mauch
1971	71	90	.441	5	-25.5	1,290,963	Gene Mauch
1972	70	86	.449	5	-26.5	1,142,145	Gene Mauch
1973	79	83	.488	4	-3.5	1,246,863	Gene Mauch
1974	79	82	.491	4	-8.5	1,019,134	Gene Mauch
1975	75	87	.463	5	-17.5	908,292	Gene Mauch
1976	55	107	.340	6	-46.0	646,704	Karl Kuehl/Charlie Fox
1977	75	87	.463	5	-26.0	1,433,757	Dick Williams
1978	76	86	.469	4	-14.0	1,427,007	Dick Williams
1979	95	65	.594	2	-2.0	2,102,173	Dick Williams
1980	90	72	.556	2	-1.0	2,208,175	Dick Williams
1981	60	48	.556	—	—	1,534,564	
	30	25	.545	3	-4.0	1st half	Dick Williams/
	30	23	.566	1	+0.5	2nd half	Jim Fanning
1982	86	76	.531	3	-6.0	2,318,292	Jim Fanning
1983	82	80	.506	3	-8.0	2,320,651	Bill Virdon
1984	78	83	.484	5	-18.0	1,606,531	Virdon/Fanning
1985	84	77	.522	3	-16.5	1,502,494	Buck Rodgers
1986	78	83	.484	4	-29.5	1,128,981	Buck Rodgers
1987	91	71	.562	3	-4.0	1,850,324	Buck Rodgers
1988	81	81	.500	3	-20.0	1,478,659	Buck Rodgers
1989	81	81	.500	4	-12.0	1,783,533	Buck Rodgers
1990	85	77	.525	3	-10.0	1,421,388	Buck Rodgers
1991	71	90	.441	6	26.5	978,076	Rodgers/Runnells
1992	87	75	.537	2	-9.0	1,731,566	Runnells/Alou
1993	94	68	.580	2	-3.0	1,641,437	Felipe Alou
1994	74	40	.649	1	+6.0	1,276,250	Felipe Alou
1995	66	78	.458	5	-24.0	1,309,618	Felipe Alou
1996	88	74	.543	2	-8.0	1,618,573	Felipe Alou
1997	78	84	.481	4	-23.0	1,497,609	Felipe Alou
1998	65	97	.401	4	-41.0	914,717	Felipe Alou
1999	68	94	.420	4	-35.0	773,277	Felipe Alou
2000	67	95	.414	4	-28.0	926,263	Felipe Alou
2001	68	94	.420	5	-20.0	642,748	Felipe Alou/Jeff Torborg
2002	83	79	.512	2	-19.0	812,545	Frank Robinson
2003	83	79	.512	4	-18.0	1,025,639	Frank Robinson
2004	67	95	.414	5	-29.0	748,587	Frank Robinson
EXPOS	2755	2943	.484	—	—	48,904,826	—
*** Montreal tied 4 games in 36 NL seasons ***							
2005	81	81	.500	5	-9.0	2,731,993	Frank Robinson
2006	71	91	.438	5	-26.0	2,153,056	Frank Robinson
2007	73	89	.451	4	-16.0	1,961,606	Manny Acta
2008	59	102	.366	5	-32.5	2,321,988	Manny Acta
2009	59	103	.364	5	-34.0	1,817,256	Manny Acta/Jim Riggleman
2010	69	93	.426	5	-28.0	1,828,066	Jim Riggleman
2011	80	81	.497	3	-21.5	1,940,478	Jim Riggleman/Davey Johnson
2012	98	64	.605	1	+4.0	2,370,794	Davey Johnson
2013	86	76	.531	2	-10.0	2,652,422	Davey Johnson
2014	96	66	.593	1	+17.0	2,579,389	Matt Williams
2015	83	79	.512	2	-7.0	2,619,843	Matt Williams
2016	95	67	.586	1	+8.0	2,481,938	Dusty Baker
2017	97	65	.599	1	+20.0	2,524,980	Dusty Baker
2018	82	80	.506	2	-8.0	2,529,604	Dave Martinez
2019	93	69	.574	2	-4.0	2,259,781	Dave Martinez
2020	26	34	.433	T4	-9.0	0	Dave Martinez
2021	65	97	.410	5	-23.5	1,465,543	Dave Martinez
FRANCHISE	4068	4280	.487	—	—	85,143,474	—

FRANCHISE YEAR-BY-YEAR BATTING STATISTICS

YEAR	AVG	G	AB	R	H	2B	3B	HR	RBI	BB	IBB	SO	SB	CS	E
1969	.240	162	5419	582	1300	202	33	125	542	529	51	962	52	52	184
1970	.237	162	5411	687	1284	211	35	136	646	659	64	972	65	45	141
1971	.245	162	5335	622	1312	197	29	88	567	543	58	800	51	43	150
1972	.234	156	5156	513	1205	156	22	91	462	474	55	828	68	66	134
1973	.250	162	5369	668	1345	190	23	125	613	695	76	777	77	68	163
1974	.254	161	5343	662	1355	201	29	86	610	652	65	812	124	49	153
1975	.244	162	5518	601	1346	216	31	98	542	579	73	954	108	58	180
1976	.235	162	5428	531	1275	224	32	94	507	433	42	841	86	44	155
1977	.260	162	5675	665	1474	294	50	138	622	478	66	877	88	50	129
1978	.254	162	5530	633	1404	269	31	121	589	396	62	881	80	42	134
1979	.264	160	5465	701	1445	273	42	143	651	432	68	890	121	56	131
1980	.257	162	5465	694	1407	250	61	114	647	547	75	865	237	82	144
1981	.246	108	3591	443	883	146	28	81	407	368	55	498	138	40	81
1982	.262	162	5557	697	1454	270	38	133	656	503	72	816	156	56	122
1983	.264	163	5611	677	1482	297	41	102	632	509	76	733	138	44	116
1984	.251	161	5439	593	1367	242	36	96	553	470	50	782	131	38	132
1985	.247	161	5429	633	1342	242	49	118	593	492	73	880	169	77	121
1986	.254	161	5508	637	1401	255	50	110	602	537	72	1016	193	95	133
1987	.265	162	5527	741	1467	310	39	120	695	501	77	918	166	74	147
1988	.251	163	5573	628	1400	260	48	107	575	454	71	1053	189	89	142
1989	.247	162	5482	632	1353	267	30	100	587	572	83	958	160	70	136
1990	.250	162	5453	662	1363	227	43	114	607	576	67	1024	235	99	110
1991	.246	161	5412	579	1329	236	42	95	536	484	51	1056	221	100	133
1992	.252	162	5477	648	1381	263	37	102	601	463	43	976	196	63	124
1993	.257	163	5493	732	1410	270	36	122	682	542	65	860	228	56	159
1994	.278	114	4000	585	1111	246	30	108	542	379	39	669	137	36	94
1995	.259	144	4905	621	1268	265	24	118	572	400	43	901	120	49	109
1996	.262	162	5505	741	1441	297	27	148	696	492	49	1077	108	34	126
1997	.258	162	5526	691	1423	339	34	172	659	420	39	1084	75	46	132
1998	.249	162	5418	644	1348	280	32	147	602	439	31	1058	91	46	155
1999	.265	162	5559	718	1473	320	47	163	680	438	39	939	70	51	160
2000	.266	162	5535	738	1475	310	35	178	705	476	53	1048	58	48	132
2001	.253	162	5379	670	1361	320	28	131	622	478	59	1071	101	51	108
2002	.261	162	5479	735	1432	300	36	162	695	575	85	1104	118	64	139
2003	.258	162	5437	711	1404	294	25	144	682	522	58	990	100	39	102
2004	.249	162	5474	635	1361	276	27	151	605	496	51	925	109	38	99
EXPOS	.253	5,702	192,883	23,350	48,881	9,215	1,280	4,381	21,784	18,003	2,156	32,895	4,564	2,058	4,810
2005	.252	162	5426	639	1367	311	32	117	615	491	55	1090	45	45	92
2006	.262	162	5495	746	1437	322	22	164	695	594	66	1156	123	62	131
2007	.256	162	5520	673	1415	309	31	123	646	524	38	1128	69	23	107
2008	.251	161	5491	641	1376	269	26	117	608	534	21	1095	81	43	123
2009	.258	162	5493	710	1416	271	38	156	685	617	39	1208	73	40	143
2010	.250	162	5418	655	1355	250	31	149	634	503	36	1220	110	41	127
2011	.242	161	5441	624	1319	257	22	154	594	470	40	1323	106	38	104
2012	.261	162	5615	731	1468	301	25	194	688	479	43	1325	105	35	94
2013	.251	162	5436	656	1365	259	27	161	621	464	35	1192	88	28	107
2014	.253	162	5542	686	1403	265	27	152	635	517	29	1304	101	23	100
2015	.251	162	5428	703	1363	265	13	177	665	539	38	1344	57	23	90
2016	.256	162	5490	763	1403	268	29	203	735	536	49	1252	121	39	73
2017	.266	162	5553	819	1477	311	31	215	796	542	56	1327	108	30	86
2018	.254	162	5517	771	1402	284	25	191	737	631	56	1289	119	33	64
2019	.265	162	5512	873	1460	298	27	231	824	584	33	1308	116	29	87
2020	.264	60	1968	293	519	112	12	66	279	192	16	451	33	12	7
2021	.258	162	5385	724	1388	272	20	182	686	573	43	1303	56	26	96
FRANCHISE	.254	8352	282,613	35,057	71,814	13,839	1,718	7,133	32,930	26,793	2,851	53,210	6,075	2,627	6,443

BOLD - Led National League

FRANCHISE BATTING LEADERS — ALL-TIME

BATTING AVERAGE

1. Vladimir Guerrero	323
2. Tim Raines.....	301
3. José Vidro	301
4. Rondell White.....	293
5. Anthony Rendon.....	290
6. Warren Cromartie	280
7. Andre Dawson.....	280
8. Bryce Harper.....	279
9. Ryan Zimmerman	277
10. Gary Carter.....	269

SLUGGING PERCENTAGE

1. Vladimir Guerrero	588
2. Bryce Harper.....	512
3. Anthony Rendon.....	490
4. Rondell White.....	480
5. Andre Dawson.....	476
6. Ryan Zimmerman	475
7. José Vidro	459
8. Gary Carter.....	454
9. Tim Raines.....	437
10. Bob Bailey	437

GAMES

1. Ryan Zimmerman	1799
2. Tim Wallach	1767
3. Gary Carter.....	1503
4. Tim Raines.....	1452
5. Andre Dawson.....	1443
6. José Vidro	1186
7. Warren Cromartie	1038
8. Vladimir Guerrero	1004
9. Larry Parrish	967
T10. Bob Bailey	951
T10. Andrés Galarraga	951

RUNS

1. Ryan Zimmerman	963
2. Tim Raines.....	947
3. Andre Dawson	828
4. Tim Wallach	737
5. Gary Carter.....	707
6. Vladimir Guerrero	641
7. José Vidro	614
8. Bryce Harper.....	610
9. Anthony Rendon.....	571
10. Jayson Werth.....	450

HITS

1. Ryan Zimmerman.....	1864
2. Tim Wallach	1694
3. Tim Raines.....	1622
4. Andre Dawson.....	1575
5. Gary Carter.....	1427
6. José Vidro	1280
7. Vladimir Guerrero	1215
8. Warren Cromartie.....	1063
9. Anthony Rendon.....	994
10. Bryce Harper.....	922

DOUBLES

1. Ryan Zimmerman	417
2. Tim Wallach	360
3. José Vidro	304
4. Andre Dawson.....	295
5. Tim Raines.....	281
6. Gary Carter.....	274
7. Anthony Rendon.....	245
8. Vladimir Guerrero	226
9. Warren Cromartie	222
10. Orlando Cabrera.....	214

TRIPLES

1. Tim Raines.....	82
2. Andre Dawson.....	67
3. Vladimir Guerrero	34
4. Trea Turner	32
5. Tim Wallach	31
6. Warren Cromartie	30
7. Cristian Guzman.....	28
T8. Delino DeShields	25
T8. Mitch Webster	25
T10. Gary Carter.....	24
T10. Larry Parrish	24

HOME RUNS

1. Ryan Zimmerman	284
2. Vladimir Guerrero	234
3. Andre Dawson	225
4. Gary Carter.....	220
5. Tim Wallach	204
6. Bryce Harper.....	184
7. Anthony Rendon.....	136
8. Bob Bailey	118
T9. Andrés Galarraga	115
T9. José Vidro	115

TOTAL BASES

1. Ryan Zimmerman	3159
2. Tim Wallach	2728
3. Andre Dawson	2679
4. Gary Carter.....	2409
5. Tim Raines.....	2355
6. Vladimir Guerrero	2211
7. José Vidro	1953
8. Bryce Harper.....	1693
9. Anthony Rendon.....	1677
10. Warren Cromartie	1525

RBI

1. Ryan Zimmerman	1061
2. Tim Wallach.....	905
3. Andre Dawson	838
4. Gary Carter.....	823
5. Vladimir Guerrero	702
6. Tim Raines.....	556
7. José Vidro	550
8. Anthony Rendon.....	546
9. Bryce Harper.....	521
10. Andrés Galarraga.....	473

WALKS

1. Tim Raines.....	793
2. Ryan Zimmerman	646
3. Bryce Harper.....	585
4. Gary Carter.....	582
5. Tim Wallach	514
6. Bob Bailey	502
7. Anthony Rendon.....	409
8. Jayson Werth.....	403
9. José Vidro	397
10. Vladimir Guerrero	381

STOLEN BASES

1. Tim Raines.....	635
2. Marquis Grissom	266
3. Andre Dawson.....	253
4. Trea Turner	192
5. Delino DeShields	187
6. Rodney Scott	139
7. Otis Nixon	133
8. Vladimir Guerrero	123
9. Ian Desmond	122
10. Larry Walker	98

FRANCHISE YEAR-BY-YEAR BATTING LEADERS

BATTING AVERAGE

1969	Rusty Staub302
1970	Rusty Staub274
1971	Rusty Staub311
1972	Ron Fairly276
1973	Run Hunt309
1974	Willie Davis295
1975	Larry Parrish274
1976	Tim Foli264
1977	Ellis Valentine293
1978	Warren Cromartie297
1979	Larry Parrish307
1980	Andre Dawson308
1981	Cromartie/Raines304
1982	Al Oliver331
1983	Al Oliver300
1984	Tim Raines309
1985	Tim Raines320
1986	Tim Raines334
1987	Tim Raines330
1988	Andrés Galarrraga302
1989	Tim Raines286
1990	Tim Wallach296
1991	Ivan Calderon300
1992	Larry Walker301
1993	Marquis Grissom298
1994	Moises Alou339
1995	David Segui309
1996	Mark Grudzielanek306
1997	Vladimir Guerrero307
1998	Vladimir Guerrero324
1999	Vladimir Guerrero316
2000	Vladimir Guerrero345
2001	José Vidro319
2002	Vladimir Guerrero336
2003	Vladimir Guerrero330
2004	Juan Rivera307
2005	Nick Johnson289
2006	Nick Johnson290
2007	Dmitri Young320
2008	Cristian Guzman316
2009	Ryan Zimmerman292
2010	Ryan Zimmerman307
2011	Michael Morse303
2012	Jayson Werth300
2013	Jayson Werth318
2014	Denard Span302
2015	Bryce Harper330
2016	Daniel Murphy347
2017	Daniel Murphy322
2018	Anthony Rendon308
2019	Anthony Rendon319
2020	Juan Soto351
2021	Juan Soto313

BOLD - Led National League

HOME RUNS

1969	Rusty Staub	29
1970	Rusty Staub	30
1971	Rusty Staub	19
1972	Ron Fairly	17
1973	Bob Bailey	26
1974	Bob Bailey	20
1975	Mike Jorgensen	18
1976	Larry Parrish	11
1977	Gary Carter	31
1978	Dawson/Valentine	25
1979	Larry Parrish	30
1980	Gary Carter	29
1981	Andre Dawson	24
1982	Gary Carter	29
1983	Andre Dawson	32
1984	Gary Carter	27
1985	Andre Dawson	23
1986	Andre Dawson	20
1987	Tim Wallach	26
1988	Andrés Galarrraga	29
1989	Andrés Galarrraga	23
1990	Tim Wallach	21
1991	Ivan Calderon	19
1992	Larry Walker	23
1993	Larry Walker	22
1994	Moises Alou	22
1995	Alou/Berry/Tarasco	14
1996	Henry Rodriguez	36
1997	Rondell White	28
1998	Vladimir Guerrero	38
1999	Vladimir Guerrero	42
2000	Vladimir Guerrero	44
2001	Vladimir Guerrero	34
2002	Vladimir Guerrero	39
2003	Vladimir Guerrero	25
2004	Wilkerson/Batista	32
2005	Jose Guillen	24
2006	Alfonso Soriano	46
2007	Ryan Zimmerman	24
2008	Zimmerman/Milledge	14
2009	Adam Dunn	38
2010	Adam Dunn	38
2011	Michael Morse	31
2012	Adam LaRoche	33
2013	Ryan Zimmerman	26
2014	Adam LaRoche	26
2015	Bryce Harper	42
2016	Daniel Murphy	25
2017	Ryan Zimmerman	36
2018	Bryce Harper	34
2019	Anthony Rendon	34
2020	Juan Soto	13
2021	Juan Soto	29

RBI

1969	Coco Laboy	83
1970	Rusty Staub	94
1971	Rusty Staub	97
1972	Ron Fairly	68
1973	Ken Singleton	103
1974	Willie Davis	89
1975	Gary Carter	68
1976	Larry Parrish	61
1977	Tony Perez	91
1978	Tony Perez	78
1979	Andre Dawson	92
1980	Gary Carter	101
1981	Gary Carter	68
1982	Al Oliver	109
1983	Andre Dawson	113
1984	Gary Carter	106
1985	Hubie Brooks	100
1986	Andre Dawson	78
1987	Tim Wallach	123
1988	Andrés Galarrraga	92
1989	Andrés Galarrraga	85
1990	Tim Wallach	98
1991	Ivan Calderon	75
1992	Larry Walker	93
1993	Marquis Grissom	95
1994	Larry Walker	86
1995	Mike Lansing	62
1996	Henry Rodriguez	103
1997	Henry Rodriguez	83
1998	Vladimir Guerrero	109
1999	Vladimir Guerrero	131
2000	Vladimir Guerrero	123
2001	Vladimir Guerrero	108
2002	Vladimir Guerrero	111
2003	Orlando Cabrera	80
2004	Tony Batista	110
2005	Jose Guillen	76
2006	Ryan Zimmerman	110
2007	Ryan Zimmerman	91
2008	Lastings Milledge	61
2009	Ryan Zimmerman	106
2010	Adam Dunn	103
2011	Michael Morse	95
2012	Adam LaRoche	100
2013	Jayson Werth	82
2014	Adam LaRoche	92
2015	Bryce Harper	99
2016	Daniel Murphy	104
2017	Ryan Zimmerman	108
2018	Bryce Harper	100
2019	Anthony Rendon	126
2020	Trea Turner	41
2021	Juan Soto	95

STOLEN BASES

1969	Maury Wills	15
1970	Rusty Staub	12
1971	Bob Bailey	13
1972	Mike Jorgensen	12
1973	Mike Jorgensen	16
1974	Larry Lintz	50
1975	Pepe Mangual	33
1976	Pepe Mangual	17
1977	Cash, Dawson	21
1978	Andre Dawson	28
1979	Rodney Scott	39
1980	Ron LeFlore	97
1981	Tim Raines	71
1982	Tim Raines	78
1983	Tim Raines	90
1984	Tim Raines	75
1985	Tim Raines	70
1986	Tim Raines	70
1987	Tim Raines	50
1988	Otis Nixon	46
1989	Tim Raines	41
1990	Otis Nixon	50
1991	Marquis Grissom	76
1992	Marquis Grissom	78
1993	Marquis Grissom	53
1994	Marquis Grissom	36
1995	Mike Lansing	27
1996	Mark Grudzielanek	33
1997	Mark Grudzielanek	25
1998	T.Jones/R.White	16
1999	Manny Martinez	19
2000	Peter Bergeron	11
2001	Vladimir Guerrero	37
2002	Vladimir Guerrero	40
2003	Orlando Cabrera	24
2004	Endy Chavez	32
2005	Cristian Guzman	9
2006	Alfonso Soriano	41
2007	Felipe Lopez	24
2008	Lastings Milledge	24
2009	Nyjer Morgan	24
2010	Nyjer Morgan	34
2011	Ian Desmond	25
2012	Ian Desmond	21
2013	Ian Desmond	21
2014	Denard Span	31
2015	Michael A. Taylor	16
2016	Trea Turner	33
2017	Trea Turner	46
2018	Trea Turner	43
2019	Trea Turner	35
2020	Trea Turner	12
2021	Trea Turner	21

FRANCHISE BATTING — SINGLE SEASON

BATTING AVERAGE

1.	Juan Soto	351	2020
2.	Daniel Murphy	347	2016
3.	Vladimir Guerrero	345	2000
4.	Moises Alou	339	1994
5.	Vladimir Guerrero	336	2002
6.	Trea Turner.....	335	2020
7.	Tim Raines	334	1986
8.	Al Oliver	331	1982
9.	Tim Raines.....	330	1987
10.	Bryce Harper.....	330	2015

GAMES

T1.	Orlando Cabrera	162	2001
T1.	Orlando Cabrera	162	2003
T1.	Warren Cromartie	162	1980
T1.	Ken Singleton	162	1973
T1.	Rusty Staub	162	1971
T1.	Trea Turner	162	2018
T1.	Ryan Zimmerman	162	2007
T8.	Vladimir Guerrero	161	2002
T8.	Austin Kearns	161	2007
T8.	Tim Wallach.....	161	1990

AT-BATS

1.	Trea Turner.....	664	2018
2.	Warren Cromartie.....	659	1979
3.	Dave Cash.....	658	1978
4.	Mark Grudzielanek.....	657	1996
T5.	Marquis Grissom	653	1992
T5.	Ryan Zimmerman.....	653	2007
7.	Dave Cash.....	650	1977
8.	Mark Grudzielanek ...	649	1997
T9.	Tim Raines.....	647	1982
T9.	Alfonso Soriano.....	647	2006

RUNS

1.	Tim Raines	133	1983
2.	Tim Raines	123	1987
3.	Alfonso Soriano.....	119	2006
4.	Bryce Harper.....	118	2015
5.	Anthony Rendon.....	117	2019
6.	Tim Raines.....	115	1985
6.	Brad Wilkerson.....	112	2004
8.	Anthony Rendon	111	2014
T9.	Juan Soto.....	110	2019
T9.	Ryan Zimmerman.....	110	2009

HITS

1.	Vladimir Guerrero	206	2002
2.	Al Oliver	204	1982
3.	Vladimir Guerrero	202	1998
4.	Mark Grudzielanek.....	201	1996
5.	José Vidro	200	2000
6.	Vladimir Guerrero.....	197	2000
7.	Tim Raines.....	194	1986
8.	Vladimir Guerrero.....	193	1999
9.	Tim Raines.....	192	1984
10.	José Vidro	190	2002

DOUBLES

1.	Mark Grudzielanek	54	1997
2.	José Vidro	51	2000
T3.	Orlando Cabrera.....	47	2003
T3.	Daniel Murphy	47	2016
T3.	Ryan Zimmerman.....	47	2006
T6.	Warren Cromartie.....	46	1979
T6.	Nick Johnson	46	2006
T8.	Vladimir Guerrero.....	45	2001
T8.	Mike Lansing.....	45	1997
T8.	José Vidro	45	1999

TRIPLES

T1.	Tim Raines.....	13	1985
T1.	Rodney Scott	13	1980
T1.	Mitch Webster	13	1986
4.	Andre Dawson.....	12	1979
T5.	Vladimir Guerrero	11	2000
T5.	Ron LeFlore.....	11	1980
T5.	Denard Span	11	2013
T8.	Andre Dawson.....	10	1983
T8.	Tim Raines.....	10	1986
T10.	MANY PLAYERS	9	—

HOME RUNS

1.	Alfonso Soriano.....	46	2006
2.	Vladimir Guerrero.....	44	2000
T3.	Vladimir Guerrero	42	1999
T3.	Bryce Harper	42	2015
5.	Vladimir Guerrero.....	39	2002
T6.	Adam Dunn.....	38	2009
T6.	Adam Dunn.....	38	2010
T6.	Vladimir Guerrero.....	38	1998
T9.	Henry Rodriguez.....	36	1996
T9.	Ryan Zimmerman.....	36	2017

TOTAL BASES

1.	Vladimir Guerrero	379	2000
2.	Vladimir Guerrero	367	1998
3.	Vladimir Guerrero	366	1999
4.	Vladimir Guerrero	364	2002
5.	Alfonso Soriano.....	362	2006
6.	Andre Dawson.....	341	1983
7.	Vladimir Guerrero	339	2001
8.	Bryce Harper.....	338	2015
9.	Andrés Galarraga.....	329	1988
10.	José Vidro	327	2000

RBI

1.	Vladimir Guerrero	131	1999
2.	Anthony Rendon	126	2019
T3.	Vladimir Guerrero	123	2000
T3.	Tim Wallach.....	123	1987
5.	Andre Dawson.....	113	1983
6.	Vladimir Guerrero	111	2002
T7.	Juan Soto.....	110	2019
T7.	Ryan Zimmerman.....	110	2006
T7.	Tony Batista.....	110	2004
T10.	Vladimir Guerrero	109	1998
T10.	Al Oliver	109	1982

WALKS

1.	Juan Soto	145	2021
2.	Bryce Harper	130	2018
3.	Bryce Harper.....	124	2015
4.	Ken Singleton.....	123	1973
5.	Adam Dunn.....	116	2009
6.	Rusty Staub.....	112	1970
T7.	Nick Johnson	110	2006
T7.	Rusty Staub.....	110	1969
T9.	Juan Soto.....	108	2019
T9.	Bryce Harper.....	108	2016

STOLEN BASES

1.	Ron LeFlore	97	1980
2.	Tim Raines	90	1983
3.	Marquis Grissom	78	1992
4.	Tim Raines	78	1982
5.	Marquis Grissom	76	1991
6.	Tim Raines	75	1984
7.	Tim Raines	71	1981
8.	Tim Raines.....	70	1985
9.	Tim Raines.....	70	1986
10.	Rodney Scott	63	1980

BOLD - Led National League

FRANCHISE YEAR-BY-YEAR PITCHING STATISTICS

YEARS	W	L	ERA	G	CG	SHO	SV	IP	H	R	ER	HR	BB	IBB	SO
1969	52	110	4.33	162	26	8	21	1426.0	1429	791	686	145	702	76	973
1970	73	89	4.50	162	29	10	32	1438.2	1434	807	720	162	716	76	914
1971	71	90	4.11	162	49	8	25	1434.1	1418	729	656	133	658	73	829
1972	70	86	3.59	156	39	11	23	1401.1	1281	609	559	103	579	60	888
1973	79	83	3.71	162	26	6	38	1451.2	1356	702	599	128	681	74	866
1974	79	82	3.60	161	35	8	27	1429.0	1340	657	571	99	544	52	822
1975	75	87	3.72	162	30	12	25	1480.0	1448	690	612	102	665	63	831
1976	55	107	3.99	162	26	10	21	1440.0	1442	734	639	89	659	75	783
1977	75	87	4.01	162	31	11	33	1481.0	1426	736	660	135	579	49	856
1978	76	86	3.42	162	42	13	32	1446.0	1332	611	550	117	572	51	740
1979	95	65	3.14	160	33	18	39	1447.1	1379	581	505	116	450	51	813
1980	90	72	3.48	162	33	15	36	1456.2	1447	629	563	100	460	41	823
1981	60	48	3.30	108	20	12	23	975.0	902	394	357	58	268	21	520
1982	86	76	3.31	162	34	10	43	1461.0	1371	616	538	110	448	49	936
1983	82	80	3.58	163	38	15	34	1471.0	1406	646	585	120	479	50	899
1984	78	83	3.31	161	19	10	48	1431.0	1333	585	526	114	474	54	861
1985	84	77	3.55	161	13	13	53	1457.0	1346	636	574	99	509	70	870
1986	78	83	3.78	161	15	9	50	1466.1	1350	688	616	119	566	61	1051
1987	91	71	3.92	162	16	8	50	1450.1	1428	720	631	145	446	45	1012
1988	81	81	3.08	163	18	12	43	1482.0	1310	592	508	122	476	61	923
1989	81	81	3.48	162	20	13	35	1468.1	1344	630	567	120	519	62	1059
1990	85	77	3.37	162	18	11	50	1473.1	1349	598	551	127	510	76	991
1991	71	90	3.64	161	12	14	39	1440.1	1304	655	583	111	584	42	909
1992	87	75	3.25	162	11	14	49	1468.0	1296	581	530	92	525	41	1014
1993	94	68	3.55	163	8	7	61	1456.2	1369	682	574	119	521	38	934
1994	74	40	3.56	114	4	8	46	1036.2	970	454	410	100	288	28	805
1995	66	78	4.11	144	7	9	42	1283.2	1286	638	586	128	416	26	950
1996	88	74	3.78	162	11	7	43	1441.1	1353	668	605	152	482	33	1206
1997	78	84	4.14	162	27	14	37	1447.0	1365	740	665	149	557	45	1138
1998	65	97	4.38	162	4	5	39	1427.0	1448	783	695	156	533	39	1017
1999	68	94	4.69	162	6	4	44	1434.1	1505	853	748	152	572	39	1043
2000	67	95	5.13	162	4	7	39	1424.2	1575	902	812	181	579	40	1011
2001	68	94	4.68	162	5	11	28	1431.1	1509	812	745	190	525	40	1103
2002	83	79	3.97	162	9	3	39	1453.0	1475	718	641	165	508	80	1088
2003	83	79	4.01	162	15	10	42	1437.2	1467	716	640	181	463	51	1028
2004	67	95	4.33	162	11	11	31	1447.0	1277	769	696	191	582	78	1032
EXPOS	2755	2943	3.82	5702	744	367	1360	51096.0	49070	24352	21703	4630	19095	1910	33538
2005	81	81	3.87	162	4	9	51	1458.0	1456	673	627	140	539	77	997
2006	71	91	5.03	162	1	3	32	1436.1	1535	872	803	193	584	93	960
2007	73	89	4.58	162	0	6	46	1446.2	1502	783	736	187	580	44	931
2008	59	102	4.66	161	2	8	28	1434.0	1496	825	742	190	588	44	1063
2009	59	103	5.00	162	6	3	33	1424.1	1533	874	791	173	629	59	911
2010	69	93	4.13	162	2	5	37	1435.0	1469	742	659	151	512	57	1068
2011	80	81	3.58	161	3	10	49	1449.1	1403	643	577	129	477	43	1049
2012	98	64	3.33	162	3	9	51	1468.1	1296	594	543	129	497	32	1325
2013	86	76	3.59	162	6	13	47	1445.2	1367	626	576	142	405	17	1236
2014	96	66	3.03	162	5	19	45	1470.2	1351	555	495	110	352	26	1288
2015	83	79	3.62	162	4	13	41	1434.2	1366	635	577	145	364	37	1342
2016	95	67	3.51	162	1	12	46	1459.2	1272	612	570	155	468	43	1476
2017	97	65	3.88	162	3	5	46	1446.2	1300	672	623	189	495	39	1457
2018	82	80	4.04	162	2	7	40	1446.2	1320	682	649	198	487	37	1417
2019	93	69	4.27	162	1	13	40	1439.1	1340	724	683	202	517	41	5111
2020	26	34	5.09	60	2	3	12	503.2	548	301	285	94	216	22	508
2021	65	97	4.80	162	1	0	36	1394.1	1364	820	743	247	548	46	1346
FRANCHISE	4068	4280	3.90	8,352	790	505	2040	74,689.0	72,188	35,985	32,386	7,404	27,353	2,668	53,423

BOLD - Led National League

FRANCHISE PITCHING LEADERS — ALL-TIME

GAMES PITCHED

1. Tim Burke	425
2. Tyler Clippard	414
3. Steve Rogers	399
4. Mel Rojas	388
5. Jeff Reardon	359
6. Drew Storen	355
7. Luis Ayala	320
8. Chad Cordero	305
9. Woodie Fryman	297
10. Ugueth Urbina	296

WINS

1. Steve Rogers	158
2. Stephen Strasburg	113
3. Dennis Martinez	100
4. Max Scherzer	92
5. Gio Gonzalez	86
6. Bryn Smith	81
7. Bill Gullickson	72
T8. Livan Hernandez	70
T8. Jordan Zimmermann	70
10. Steve Renko	68

LOSSES

1. Steve Rogers	152
2. Steve Renko	82
T3. Livan Hernandez	72
T3. Dennis Martinez	72
T3. Bill Stoneman	72
6. Bryn Smith	71
7. Javier Vazquez	68
8. Gio Gonzalez	65
T9. Bill Gullickson	61
T9. Tony Armas Jr.	61

SAVES

1. Jeff Reardon	152
2. Chad Cordero	128
3. Ugueth Urbina	125
4. Mel Rojas	109
5. John Wetteland	105
6. Tim Burke	101
7. Drew Storen	95
T8. Mike Marshall	75
T8. Rafael Soriano	75
T8. Sean Doolittle	75

GAMES STARTED

1. Steve Rogers	393
2. Stephen Strasburg	246
3. Dennis Martinez	233
4. Gio Gonzalez	213
5. Livan Hernandez	197
6. Bryn Smith	193
7. Steve Renko	192
8. Javier Vazquez	191
9. Max Scherzer	189
10. Jordan Zimmermann	178

INNINGS

1. Steve Rogers	2837.2
2. Dennis Martinez	1609.0
3. Stephen Strasburg	1465.1
4. Bryn Smith	1400.1
5. Steve Renko	1359.1
6. Livan Hernandez	1317.0
7. Gio Gonzalez	1253.1
8. Javier Vazquez	1229.1
9. Max Scherzer	1229.0
10. Bill Gullickson	1186.1

COMPLETE GAMES

1. Steve Rogers	129
2. Bill Stoneman	46
3. Dennis Martinez	41
4. Steve Renko	40
5. Bill Gullickson	31
6. Scott Sanderson	24
7. Livan Hernandez	23
T8. Charlie Lea	22
T8. Carl Morton	22
T8. Mike Torrez	22

SHUTOUTS

1. Steve Rogers	37
2. Bill Stoneman	15
3. Dennis Martinez	13
T4. Woodie Fryman	8
T4. Charlie Lea	8
T4. Pedro Martinez	8
T4. Scott Sanderson	8
T4. Bryn Smith	8
T9. MANY PLAYERS	6

ERA (MIN 500.0 IP)

1. Tim Burke	2.61
2. Max Scherzer	2.80
3. Jeff Reardon	2.84
4. Ken Hill	3.04
5. Pedro Martinez	3.06
6. Dennis Martinez	3.06
7. Dan Schatzeder	3.09
8. Mel Rojas	3.11
9. Steve Rogers	3.17
10. Stephen Strasburg	3.19

STRIKEOUTS

1. Stephen Strasburg	1718
2. Steve Rogers	1621
3. Max Scherzer	1610
4. Gio Gonzalez	1215
5. Javier Vazquez	1076
6. Dennis Martinez	973
7. Jordan Zimmermann	903
8. Pedro Martinez	843
9. Livan Hernandez	840
10. Bryn Smith	838

WALKS ALLOWED

1. Steve Rogers	876
2. Steve Renko	624
3. Bill Stoneman	535
4. Gio Gonzalez	485
5. Dennis Martinez	407
6. Livan Hernandez	402
T7. Tony Armas Jr.	392
T7. Stephen Strasburg	392
9. Bryn Smith	341
10. Javier Vazquez	331

HOME RUNS ALLOWED

1. Javier Vazquez	155
2. Steve Rogers	151
3. Max Scherzer	149
4. Stephen Strasburg	148
5. Steve Renko	141
6. Livan Hernandez	135
7. Dennis Martinez	126
8. Bryn Smith	108
9. Jordan Zimmermann	104
10. Tony Armas Jr.	102

FRANCHISE YEAR-BY-YEAR PITCHING LEADERS

WINS

1969	Bill Stoneman	11
1970	Carl Morton	18
1971	Bill Stoneman	17
1972	Mike Torrez	16
1973	Steve Renko	15
1974	Rogers, Torres	15
1975	Dale Murray	15
1976	Woodie Fryman	13
1977	Steve Rogers	17
1978	Ross Grimsley	20
1979	Bill Lee	16
1980	Rogers/Sanderson	16
1981	Steve Rogers	12
1982	Steve Rogers	19
1983	Gullickson/Rogers	17
1984	Charlie Lea	15
1985	Bryn Smith	18
1986	Floyd Youmans	13
1987	Neal Heaton	13
1988	Dennis Martinez	15
1989	Dennis Martinez	16
1990	Bill Sampen	12
1991	Dennis Martinez	14
1992	Martinez/Hill	16
1993	Dennis Martinez	15
1994	Ken Hill	16
1995	Pedro Martinez	14
1996	Jeff Fassero	15
1997	Pedro Martinez	17
1998	Dustin Hermanson	14
1999	Hermanson/Vazquez	9
2000	Dustin Hermanson	12
2001	Javier Vazquez	16
2002	Tomo Ohka	13
2003	Livan Hernandez	15
2004	Livan Hernandez	11
2005	Livan Hernandez	15
2006	Ramon Ortiz	11
2007	Jon Rauch	8
2008	Tim Redding	10
2009	John Lannan	9
2010	Tyler Clippard	11
2011	John Lannan	10
2012	Gio Gonzalez	21
2013	Jordan Zimmermann	19
2014	Doug Fister	16
2015	Max Scherzer	16
2016	Max Scherzer	20
2017	Max Scherzer	16
2018	Max Scherzer	18
2019	Stephen Strasburg	18
2020	Max Scherzer	5
2021	Patrick Corbin	9

SAVES

1969	Dan McGinn	6
1970	Claude Raymond	23
1971	Mike Marshall	23
1972	Mike Marshall	18
1973	Mike Marshall	31
1974	Chuck Taylor	11
1975	Dale Murray	9
1976	Dale Murray	13
1977	Joe Kerrigan	11
1978	Mike Garman	13
1979	Elias Sosa	18
1980	Woodie Fryman	17
1981	Woodie Fryman	7
1982	Jeff Reardon	26
1983	Jeff Reardon	21
1984	Jeff Reardon	23
1985	Jeff Reardon	41
1986	Jeff Reardon	35
1987	Tim Burke	18
1988	Tim Burke	18
1989	Tim Burke	28
1990	Tim Burke	20
1991	Barry Jones	13
1992	John Wetteland	37
1993	John Wetteland	43
1994	John Wetteland	25
1995	Mel Rojas	30
1996	Mel Rojas	36
1997	Ugueth Urbina	27
1998	Ugueth Urbina	34
1999	Ugueth Urbina	41
2000	Steve Kline	14
2001	Ugueth Urbina	15
2002	Scott Stewart	17
2003	Rocky Biddle	34
2004	Chad Cordero	14
2005	Chad Cordero	47
2006	Chad Cordero	29
2007	Chad Cordero	37
2008	Jon Rauch	17
2009	Mike MacDougal	20
2010	Matt Capps	26
2011	Drew Storen	43
2012	Tyler Clippard	32
2013	Rafael Soriano	43
2014	Rafael Soriano	32
2015	Drew Storen	29
2016	Jonathan Papelbon	19
2017	Sean Doolittle	21
2018	Sean Doolittle	25
2019	Sean Doolittle	29
2020	Daniel Hudson	10
2021	Brad Hand	21

ERA

1969	Jerry Robertson	3.95
1970	Carl Morton	3.60
1971	Bill Stoneman	3.15
1972	Bill Stoneman	2.98
1973	Mike Marshall	2.66
1974	Dennis Blair	3.27
1975	Dan Warthen	3.11
1976	Steve Rogers	3.21
1977	Steve Rogers	3.10
1978	Steve Rogers	2.47
1979	Dan Schatzeder	2.83
1980	Steve Rogers	2.98
1981	Bill Gullickson	2.81
1982	Steve Rogers	*2.40
1983	Charlie Lea	3.12
1984	Charlie Lea	2.80
1985	Bryn Smith	2.91
1986	Floyd Youmans	3.53
1987	Bob Sebra	4.42
1988	Pascual Perez	2.44
1989	Mark Langston	2.39
2000	Oil Can Boyd	2.93
1991	Dennis Martinez	2.39
1992	Dennis Martinez	2.47
1993	Ken Hill	3.23
1994	Jeff Fassero	2.99
1995	Pedro Martinez	3.51
1996	Jeff Fassero	3.30
1997	Pedro Martinez	1.90
1998	Dustin Hermanson	3.13
1999	Dustin Hermanson	4.20
2000	Javier Vazquez	4.05
2001	Javier Vazquez	3.42
2002	Tomo Ohka	3.18
2003	Livan Hernandez	3.20
2004	Livan Hernandez	3.60
2005	John Patterson	3.13
2006	Ramon Ortiz	5.57
2007	Matt Chico	4.63
2008	John Lannan	3.91
2009	John Lannan	3.88
2010	Livan Hernandez	3.66
2011	Jordan Zimmermann	3.18
2012	Gio Gonzalez	2.89
2013	Stephen Strasburg	3.00
2014	Doug Fister	2.41
2015	Max Scherzer	2.79
2016	Tanner Roark	2.83
2017	Max Scherzer	2.51
2018	Max Scherzer	2.53
2019	Max Scherzer	2.92
2020	Max Scherzer	3.74
2021	Max Scherzer	2.76

STRIKEOUTS

1969	Bill Stoneman	185
1970	Bill Stoneman	176
1971	Bill Stoneman	251
1972	Bill Stoneman	171
1973	Steve Renko	164
1974	Steve Rogers	154
1975	Steve Rogers	137
1976	Steve Rogers	150
1977	Steve Rogers	206
1978	Steve Rogers	126
1979	Steve Rogers	143
1980	Steve Rogers	147
1981	Bill Gullickson	115
1982	Steve Rogers	179
1983	Steve Rogers	146
1984	Charlie Lea	123
1985	Bryn Smith	127
1986	Floyd Youmans	202
1987	Bob Sebra	156
1988	Pascual Perez	131
1989	Mark Langston	175
1990	Dennis Martinez	156
1991	Dennis Martinez	123
1992	Ken Hill	150
1993	Jeff Fassero	140
1994	Pedro Martinez	142
1995	Pedro Martinez	174
1996	Fassero/Martinez	222
1997	Pedro Martinez	305
1998	Dustin Hermanson	154
1999	Dustin Hermanson	145
2000	Javier Vazquez	196
2001	Javier Vazquez	208
2002	Javier Vazquez	179
2003	Javier Vazquez	241
2004	Livan Hernandez	186
2005	John Patterson	185
2006	Livan Hernandez	104
2007	Matt Chico	94
2008	Tim Redding	120
2009	Jordan Zimmermann	92
2010	Livan Hernandez	114
2011	Jordan Zimmermann	124
2012	Gio Gonzalez	207
2013	Gio Gonzalez	192
2014	Stephen Strasburg	242
2015	Max Scherzer	276
2016	Max Scherzer	284
2017	Max Scherzer	268
2018	Max Scherzer	300
2019	Stephen Strasburg	251
2020	Max Scherzer	92
2021	Max Scherzer	147

BOLD - Led National League

FRANCHISE PITCHING LEADERS — SINGLE-SEASON

GAMES

1.	Mike Marshall	92	2013
2.	Jon Rauch	88	2007
T3.	Jon Rauch	85	2006
T3.	Saul Rivera	85	2007
5.	Graeme Lloyd	84	2001
6.	Steve Kline	83	2000
7.	Steve Kline	82	1999
T8.	Luis Ayala	81	2004
T8.	Dale Murray	81	1976
T10.	Gary Majewski	79	2005
T10.	Anthony Telford	79	1999

WINS

1.	Gio Gonzalez	21	2012
T2.	Max Scherzer	20	2016
T2.	Ross Grimsley	20	1978
T4.	Jordan Zimmermann	19	2013
T4.	Steve Rogers	19	1982
T6.	Stephen Strasburg	18	2019
T6.	Max Scherzer	18	2018
T6.	Carl Morton	18	1970
T6.	Bryn Smith	18	1985
T10.	Pedro Martinez	17	1997
T10.	Bill Stoneman	17	1971
T10.	Steve Rogers	17	1977
T10.	Steve Rogers	17	1983
T10.	Bill Gullickson	17	1983

LOSSES

1.	Steve Rogers	22	1974
2.	Bill Stoneman	19	1969
3.	Carl Morton	18	1971
4.	Steve Rogers	17	1976
T5.	Patrick Corbin	16	2021
T5.	Ramon Ortiz	16	2006
T5.	Steve Rogers	16	1977
T5.	Bill Stoneman	16	1971
T5.	Steve Renko	16	1974
T5.	Balor Moore	16	1973
T5.	Jerry Robertson	16	1969

SAVES

1.	Chad Cordero	47	2005
T2.	Rafael Soriano	43	2013
T2.	Drew Storen	43	2011
T2.	John Wetteland	43	1993
T5.	Jeff Reardon	41	1985
T5.	Ugueth Urbina	41	1999
T7.	Chad Cordero	37	2007
T7.	John Wetteland	37	1992
9.	Mel Rojas	36	1996
10.	Jeff Reardon	35	1986

GAMES STARTED

1.	Steve Rogers	40	1977
2.	Bill Stoneman	39	1971
3.	Steve Rogers	38	1974
T4.	Carl Morton	37	1970
T4.	Steve Rogers	37	1980
T4.	Steve Renko	37	1971
T4.	Steve Rogers	37	1979
T8.	Steve Rogers	36	1983
T8.	Ross Grimsley	36	1978
T8.	Bill Stoneman	36	1969

INNINGS

1.	Steve Rogers	301.2	1977
2.	Bill Stoneman	294.2	1971
3.	Carl Morton	284.2	1970
T4.	Steve Rogers	281.0	1980
5.	Steve Rogers	277.0	1982
6.	Steve Renko	275.2	1971
7.	Steve Rogers	273.0	1983
8.	Ross Grimsley	263.0	1978
9.	Livan Hernandez	255.0	2004
10.	Steve Rogers	253.2	1974

INNINGS (RELIEVERS ONLY)

1.	Mike Marshall	179.0	1973
2.	Dan McGinn	132.1	1969
T3.	Andy McGaffigan	120.1	1987
T3.	Tim Burke	120.1	1985
5.	Mike Marshall	116.0	1972
6.	Dale Murray	113.1	1976
T7.	Dale Murray	111.1	1975
T7.	Mike Marshall	111.1	1971
9.	Jeff Reardon	109.0	1982
10.	Chuck Taylor	107.2	1974

COMPLETE GAMES

1.	Bill Stoneman	20	1971
2.	Ross Grimsley	19	1978
3.	Steve Rogers	17	1977
T4.	Steve Rogers	14	1980
T4.	Steve Rogers	14	1982
T6.	Steve Rogers	13	1979
T6.	Steve Rogers	13	1983
T6.	Bill Stoneman	13	1972
T6.	Mike Torrez	13	1972
T6.	Pedro Martinez	13	1997

SHUTOUTS

T1.	Steve Rogers	5	1979
T1.	Steve Rogers	5	1983
T1.	Dennis Martinez	5	1991
T1.	Bill Stoneman	5	1969
T1.	Carlos Perez	5	1997
T6.	MANY PITCHERS	4	—

ERA

1.	Pedro Martinez	1.90	1997
2.	Dennis Martinez	2.39	1991
3.	Mark Langston	2.39	1989
4.	Steve Rogers	2.40	1982
5.	Doug Fister	2.41	2014
6.	Pascual Perez	2.44	1988
7.	Dennis Martinez	2.47	1992
8.	Steve Rogers	2.47	1978
9.	Max Scherzer	2.51	2017
10.	Stephen Strasburg	2.52	2017

STRIKEOUTS

1.	Pedro Martinez	305	1997
2.	Max Scherzer	300	2018
3.	Max Scherzer	284	2016
4.	Max Scherzer	276	2015
5.	Max Scherzer	268	2017
T6.	Stephen Strasburg	251	2019
T6.	Bill Stoneman	251	1971
8.	Max Scherzer	243	2019
9.	Stephen Strasburg	242	2014
10.	Javier Vazquez	241	2003

HOME RUNS ALLOWED

1.	Patrick Corbin	37	2021
T2.	Max Scherzer	31	2016
T2.	Ramon Ortiz	31	2006
T2.	Javier Vazquez	31	1998
T5.	Dan Haren	28	2013
T5.	Javier Vazquez	28	2003
T8.	Javier Vazquez	28	2002
T7.	MANY PITCHERS	27	—

BOLD - Led National League

MONTREAL EXPOS ALL-TIME ROSTER (1969-2004)

Note: 620 players appeared in at least one game with the Montreal Expos in 36 seasons from 1969-2004.

A (17)	
ALCALA, Santo.....	1977
ALDRED, Scott.....	1993
ALDRETE, Mike.....	1989-90
ALLEN, Bernie.....	1973
ALMON, Bill.....	1980
ALMONTE, Hector.....	2003
ALOU, Felipe.....	1973
ALOU, Moises.....	1990-96
ALVAREZ, Tavo.....	1995-96
ANDERSON, Scott.....	1990
ANDREWS, Shane.....	1995-99
AQUINO, Luis.....	1995
ARMAS JR., Tony.....	1999-04
AUCION, Derek.....	1996
ATKINSON, Bill.....	1976-79
AYALA, Bobby.....	1999
AYALA, Luis.....	2003-04
B (54)	
BAHNSEN, Stan.....	1977-81
BAILEY, Bob.....	1969-75
BARBERIE, Bret.....	1991-92
BARGAR, Greg.....	1983-84
BARNES, Brian.....	1990-93
BARNES, Skeeter.....	1981
BARRETT, Michael.....	1998-03
BARRETT, Tim.....	1988
BARRON, Tony.....	1996
BASS, Randy.....	1979
BATEMAN, John.....	1969-72
BATISTA, Miguel.....	1998-00
BATISTA, Tony.....	2004
BELL, Juan.....	1994
BELTRAN, Francis.....	2004
BELTRAN, Rigo.....	2004
BENAVIDES, Freddie.....	1994
BENITEZ, Yamil.....	1995-96
BENNETT, Shayne.....	1997-99
BENTZ, Chad.....	2004
BERGERON, Peter.....	1999-02, 2004
BERNAZARD, Tony.....	1979-80
BERRY, Sean.....	1992-95
BIDDLE, Rocky.....	2003-04
BITTNER, Larry.....	1974-76
BILARDELLO, Dann.....	1986
BLACKWELL, Tim.....	1977, 1982-83
BLAIR, Dennis.....	1974-76
BLANK, Matt.....	2000-01
BLOOM, Geoff.....	1999-01
BOCCABELLA, John.....	1969-73
BOLICK, Frank.....	1993
BOSCH, Don.....	1969
BOSKIE, Shawn.....	1998
BOTTENFIELD, Kent.....	1992-93
BOUCHER, Denis.....	1993-94
BOYD, Oil Can.....	1990-91
BRADLEY, Milton.....	2000-01
BRAND, Ron.....	1969-71
BREEDEN, Hal.....	1972-75
BREINING, Fred.....	1984
BRIIGGS, Dan.....	1981
BRITTON, John.....	1971
BROOKS, Hubie.....	1985-89
BROWER, Jim.....	2002
BROWER, Curt.....	1986-87
BROWN, Curtis.....	1973
BROWN, Jackie.....	1977
BULLINGER, Jim.....	1997
BULLINGER, Kirk.....	1998
BULLOCK, Eric.....	1990-92
BURKE, Tim.....	1985-91
BURRIS, Ray.....	1981-83
BUTERA, Sal.....	1984-85
C (38)	
CABRERA, Orlando.....	1998-04
CALDERON, Ivan.....	1991-92
CALLOWAY, Ron.....	2003-04
CAMPBELL, Bill.....	1987
CANDEALE, Casey.....	1986-88
CANDELA, John.....	1989
CARRITHERS, Don.....	1974-76
CARROLL, Jamey.....	2002-04
CARTER, Gary.....	1974-84, 1992
CASH, Dave.....	1977-79
CASKEY, Craig.....	1973
CEPICKY, Matt.....	2002-04
CERONE, Rick.....	1992
CHAVEZ, Endy.....	2002-04

CHAVEZ, Raul.....	1996-97
CHURCH, Ryan.....	2004
CHEN, Bruce.....	2002
CIANFROCCO, Archi.....	1992-93
CLENENDON, Donn.....	1969
CLINE, Ty.....	1969-70
COGGINS, Rich.....	1975
COLBERT, Nate.....	1975-76
COLBRUNN, Greg.....	1992-93
COLLINS, Kevin.....	1969
COLLIER, Lou.....	2002
COLON, Bartolo.....	2002
COQUILLETTE, Trace.....	1999-00
CORCORAN, Roy.....	2003-04
CORDERO, Chad.....	2003-04
CORDERO, Wil.....	1992-95, 2002-03
CORMIER, Rheaal.....	1996-97
CORNELIUS, Reid.....	1995
COSTELLO, John.....	1990
COX, Darron.....	1999
COX, Jim.....	1973-76
CROMARTIE, Warren.....	1974, 1976-83
CROWLEY, Terry.....	1983
CUBILLAN, Darwin.....	2001
D (28)	
DAAL, Omar.....	1996-97
D'ACQUISTO, John.....	1980
DARENSBOURG, Vic.....	2003
DARLING, Ron.....	1991
DAUGHERTY, Jack.....	1987
DAVIS, Willie.....	1974
DAWSON, Andre.....	1976-86
DAY, Boots.....	1970-74
DAY, Zach.....	2002-04
DEHART, Rick.....	1997-99
DE LA ROSA, Tomas.....	2000-01
DE LEON, Jose.....	1995
DEMOULA, Don.....	1974-75
DESHELDERS, Delino.....	1990-93
DIAZ, Einar.....	2004
DILLMAN, Bill.....	1970
DILONE, Miguel.....	1984-85
DIXON, Tom.....	1983
DOPSON, John.....	1985, 1988
DOWNS, Scott.....	2000, 2003-04
DREW, Tim.....	2002-03
DRIESSEN, Dan.....	1984-85
DUCEY, Rob.....	2001
DUES, Hal.....	1977-78, 1980
DUNNING, Steve.....	1976
DWYER, Jim.....	1975-76, 1989
DYER, Duffy.....	1979
DYER, Mike.....	1996
E (6)	
EISCHEN, Joey.....	1994, 2001-04
ENGLE, Dave.....	1987-88
ENGLE, Rick.....	1981
ENYART, Terry.....	1974
EVERETT, Carl.....	2004
EVERSGERD, Bryan.....	1995
F (31)	
FACE, Eloy.....	1969
FAIREY, Jim.....	1969-72
FAIRLY, Ron.....	1969-74
FALTEISEK, Steve.....	1997
FARMER, Howard.....	1990
FASSERO, Jeff.....	1991-96
FERNANDEZ, Jose.....	1999
FERRARI, Anthony.....	2003
FIKAC, Jeremy.....	2004
FISCHER, Jeff.....	1987
FITZGERALD, Mike.....	1985-91
FLETCHER, Darrin.....	1992-97
FLOYD, Cliff.....	1993-96, 2002
FLYNN, Doug.....	1982-85
FOLEY, Tom.....	1986-92, 1995
FOLLY, Tim.....	1972-77
FONTVILLE, Chad.....	1995
FOOTE, Barry.....	1973-77
FORSTER, Scott.....	2000
FOX, Andy.....	2004
FRANCONA, Terry.....	1981-85
FRASER, Willie.....	1995
FRAZIER, Lou.....	1993-95
FREDERICK, Roger.....	1976
FREY, Steve.....	1989-91
FRIAS, Pepe.....	1973-78
FROBEL, Doug.....	1985
FRY, Jerry.....	1978
FRYMAN, Woodie.....	1975-76, 1978-83
FUENTES, Mike.....	1983-84

FULLMER, Brad.....	1997-99
G (29)	
GALARRAGA, Andrés.....	1985-91, 2002
GARCIA, Damaso.....	1989
GARDINER, Mike.....	1993
GARDNER, Jeff.....	1994
GARDNER, Mark.....	1989-92
GARMAN, Mike.....	1978
GARRETT, Wayne.....	1976-78
GATES, Mike.....	1981-82
GEBHARD, Bob.....	1974
GIDEON, Brett.....	1989-90
GILBERT, Joe.....	1972-73
GLYNN, Ed.....	1985
GOFF, Jerry.....	1990, 1992
GONZALES, Rene.....	1984, 1986
GONZALEZ, Alex.....	2004
GORMAN, Tom.....	1981-82
GOSGER, Jim.....	1970-71
GRANGER, Wayne.....	1976
GRANT, Mudcat.....	1969
GRAPENTHIN, Dick.....	1983-85
GRIMSLEY, Ross.....	1978-80
GRISSOM, Marquis.....	1989-94
GROSS, Kevin.....	1989-90
GRUDZIELANEK, Mark.....	1995-98
GUERRERO, Vladimir.....	1996-03
GUERRERO, Wilton.....	1998-00, 2002
GULDEN, Brad.....	1982
GULLICKSON, Bill.....	1979-85
GUZMAN, Edwards.....	2003
H (41)	
HACKER, Rich.....	1971
HAIHN, Don.....	1969-70
HALL, Drew.....	1990
HANEY, Chris.....	1991-92
HANLEY, Todd.....	1992
HANNAHS, Gerald.....	1976-77
HARRIS, Brendan.....	2004
HARRIS, Gene.....	1989
HARRIS, Greg A.....	1984, 1995
HASSEY, Heath.....	1991
HAYNES, Heath.....	1994
HEATON, Neal.....	1987-88
HEBSON, Bryan.....	2003
HENDERSON, Rodney.....	1994
HENLEY, Bob.....	1998
HENRY, Butch.....	1993-95
HEREDIA, Gil.....	1992-95
HEREDIA, Ubaldo.....	1987
HERGES, Matt.....	2002
HERMANSON, Dustin.....	1997-00
HERMOSO, Angel.....	1969-70
HERNANDEZ, Livan.....	2003-04
HERRERA, Jose.....	1969-70
HERRMANN, Ed.....	1978
HESKETH, Joe.....	1984-89
HIATT, Jack.....	1970
HILL, Shawn.....	2004
HILL, Ken.....	1992-94
HOLBERT, Ray.....	1998
HOLDSWORTH, Fred.....	1977-78
HOLMAN, Brian.....	1988-89
HORGAN, Joe.....	2004
HOSTETLER, Dave.....	1981
HUBBARD, Mike.....	1998
HUDLER, Rex.....	1988-90
HUMPHREY, Terry.....	1971-74
HUNT, Randy.....	1982
HUNT, Ron.....	1971-74
HURST, Jonathan.....	1992
HUSON, Jeff.....	1988-89
HUTTON, Tommy.....	1978-81
I (2)	
IRABU, Hideki.....	2000-01
IZTURIS, Maicer.....	2004
J (21)	
JACKSON, Grant.....	1981
JAMES, Bob.....	1978-79, 1982-84
JARVIS, Pat.....	1973
JASTER, Larry.....	1969
JESTADI, Gary.....	1969
JOHNSON, Anthony.....	1981
JOHNSON, Ken.....	1970
JOHNSON, L. Doby.....	1975-76
JOHNSON, Mike.....	1997-01
JOHNSON, Nick.....	2004
JOHNSON, Randy.....	1988-89
JOHNSON, Ron.....	1984
JOHNSON, Roy.....	1982, 1984-85

JOHNSON, Wallace.....	1981-84, 1986-90
JONES, Barry.....	1991
JONES, Jimmy.....	1993
JONES, Mack.....	1969-71
JONES, Terry.....	1998-01
JONES, Tracy.....	1988
JORGENSEN, Mike.....	1972-77
JUDEN, Jeff.....	1996-97
K (11)	
KEENER, Joe.....	1976
KELLY, Roberto.....	1995
KERRIGAN, Joe.....	1976-77
KIM, Sun-woo.....	2002-04
KIRBY, Clay.....	1976
KLING, Steve.....	1997-00
KNORR, Randy.....	2001
KNOTT, Eric.....	2003
KNOWLES, Darold.....	1978
KRENCHICKI, Wayne.....	1986
KRUEGER, Bill.....	1992
L (34)	
LABANDEIRA, Josh.....	2004
LABOY, Cocco.....	1969-73
LAKER, Tim.....	1992-93, 1995
LANDRUM, Bill.....	1992
LANRETH, Larry.....	1976-77
LANG, Chip.....	1975-76
LANGSTON, Mark.....	1989
LANSING, Mike.....	1993-97
LARA, Yovanny.....	2000
LASKEY, Bill.....	1985
LAW, Vance.....	1985-87
LAWLESS, Tom.....	1984
LEA, Charles.....	1980-84, 1987
LEA, Fred.....	1979-82
LEFLORE, Ron.....	1980
LEIPER, Dave.....	1995-96
LEITER, Mark.....	1996
LEMASTER, Denny.....	1978
LERCH, Randy.....	1982-83
LEIFER, Jeff.....	2003
LILLY, Ted.....	1999
LINTZ, Larry.....	1973-75
LIRA, Felipe.....	2000-01
LITTLE, Bryan.....	1982-84
LIVINGSTONE, Scott.....	1998
LOYD, Graeme.....	2002
LONG, Bill.....	1991
LOPEZ, Luis.....	2004
LOONEY, Brian.....	1993-94
LUCAS, Gary.....	1984-85
LUCY, Mike.....	1989
LUKACHYK, Rob.....	1996
LYONS, Steve.....	1992
LYTLE, Jim.....	1973-76
M (65)	
MACHA, Ken.....	1979-80
MACHADO, Roberto.....	1999
MACIAS, Jose.....	2002-03
MACKANIN, Pete.....	1975-77
MADDUX, Mike.....	1998-99
MAHLER, Mickey.....	1985
MAHLER, Rick.....	1991
MAJEWSKI, Gary.....	2004
MAJOLLO, Bob.....	1990
MANGUAL, Pepe.....	1972-76
MARON, Julio.....	2003
MARQUE, Manny.....	1985
MANUEL, Barry.....	1996
MANUEL, Jerry.....	1980-81
MARENTE, Leo.....	1969
MARRERO, Oreste.....	1993
MARSHALL, Mike.....	1970-73
MARTINEZ, Dave.....	1988-91
MARTINEZ, Dennis.....	1986-93
MARTINEZ, Manny.....	1999
MARTINEZ, Pedro.....	1994-97
MARTINEZ, Sandy.....	2001
MASHORE, Clyde.....	1970-73
MASON, Jim.....	1979
MATEO, Henry.....	2001-04
MATTES, Troy.....	2001
MAY, Derrick.....	1998
MAY, Rudy.....	1978-79
MAY, Matt.....	1992
MCANALLY, Ernie.....	1971-74
McCARVER, Tim.....	1972
McCLURE, Bob.....	1986-88
McDONALD, Dave.....	1977
McNANEY, Will.....	1991
McGAFFIGAN, Andy.....	1984, 1986-89

McGINN, Dan	1969-71
McGUIRE, Ryan	1997-99
McINTOSH, Tim	1995
McNALLY, Dave	1975
MEJIAS, Sam	1977-78
MERCADO, Orlando	1990
MERCED, Orlando	1999
MERCEDES, José	2003
MEULENS, Hensley	1997
MILLER, Randy	1978
MILLIGAN, Randy	1994
MILLS, Brad	1980-85
MILNER, John	1961-62
MINOR, Ryan	2001
MONHORIĆ, Dale	1990
MONTAGUE, John	1973-75
MONTANEZ, Willie	1980-81
MONTOYO, Charlie	1993
MOORE, Balor	1970, 1972-74
MOORE, Bill	1986
MOORE, Trey	1998, 2000
MORAGA, David	2000
MORALES, Jose	1977-77
MORDECAI, Mike	1998-02
MORTON, Carl	1969-72
MOTA, Guillermo	1999-01
MOTA, Manny	1969
MOUTON, James	1999
MUNOZ, Bobby	2001
MURRAY, Dale	1974-76, 1979-80

N (15)

NABHOLZ, Chris	1990-93
NATAL, Bob	1992
NETTLES, Graig	1988
NEWMAN, Al	1985-86
NICHOLS, Reid	1987
NICOGIA, Steve	1985
Nieto, Tom	1986
NIXON, Otis	1988-90
NBOA, Junior	1989-91
NORMAN, Dan	1982
NORMAN, Fred	1980
NORMAN, Nelson	1987
NORTHROP, Jim	1974
NUNNARI, Talmadge	2000
NYE, Rich	1970

O (13)

OBANDO, Sherman	1996-97
O'BERRY, Mike	1985
O'BRIEN, Charlie	2000
O'CONNOR, Jack	1985
O'DONOGHUE, John	1970-71
OFFICE, Rowland	1980-82
OHKA, Tomo	2001-04
O'LEARY, Troy	2003
OLIVER, Al	1982-83
O'MALLEY, Tom	1988
ORSULAK, Joe	1997
OWCHINKO, Bob	1986
OWEN, Spike	1989-92

P (26)

PACHECO, Alex	1996
PALMER, David	1978-80, 1982, 1984-85
PANIAGUA, José	1996-97
PAPI, Stan	1977-78
PAREDES, Johnny	1988, 90
PARETT, Jeff	1986-88
PARRISH, Larry	1974-81
PASCUCCI, Valentino	2004
PATE, Bob	1980-81
PATTERSON, John	2004
PAVANO, Carl	1998-02
PEREZ, Carlos	1995, 1997-98
PEREZ, Pascual	1987-89
PEREZ, Robert	1998
PEREZ, Tony	1977-79
PETERS, Chris	2001
PEVEY, Marty	1989
PHELPS, Ken	1982
PHILLIPS, Adolfo	1969-70
PIATT, Doug	1991
PHILLIPS, Mike	1981-83
PIRTLE, Gerry	1978
POOLE, Jim	2000
POWELL, Alonzo	1987
POWELL, Jeremy	1998-00
PRIDE, Curtis	1993, 1995, 2001

Q (1)

QUALLS, Jim	1970
-------------	------

R (38)

RADATZ, Dick	1969
RAINES, Tim	1979-90, 2001
RAMOS, Bobby	1978, 1980-81, 1983-84

RAMSEY, Mike	1969-71
RATZER, Steve	1980-81
RAUCH, Jon	2004
RAYMOND, Claude	1969-71
READY, Randy	1993
REAMS, Britt	2001-03
REARDON, Jeff	1981-86
REECE, Bob	1978
REED, Darren	1992
REED, Jeff	1987-88
REED, Howie	1969-71
RENKO, Steve	1969-76
REYES, Gilberto	1989, 1991
REYNOLDS, Bob	1969
RIESGO, Nikro	1991
RIGBY, Brad	2000
RILEY, George	1986
RISLEY, Bill	1992-93
RIVERA, Bombo	1975-76
RIVERA, Juan	2004
RIVERA, Luis	1986-88
ROBERGE, Bert	1985-86
ROBERTSON, Jerry	1969
RODRIGUEZ, Henry	1995-97, 2002
ROENICKE, Gary	1976
ROGERS, Steve	1973-85
ROJAS, Mel	1990-96, 99
ROMANO, Tom	1987
ROOF, Gene	1963
ROOMES, Rolando	1990
ROONEY, Pat	1981
ROQUE, Jorge	1973
ROSE, Pete	1984
RUETER, Kirk	1993-96
RUSKIN, Scott	1990-91

S (70)

ST. CLAIR, Randy	1984-88
SALAZAR, Argenis	1983-84
SAMPEN, Bill	1990-92
SANDERSON, Scott	1978-83
SANTANA, Julio	2000
SANTANGELO, F.P.	1995-98
SANTOVENIA, Nelson	1987-91
SAUVEUR, Rich	1988
SCANLAN, Bob	2001
SCANLON, Pat	1974-76
SCHAEZLER, Dan	1977-75, 82-86
SCHERMAN, Fred	1975-76
SCHMIDT, Dave	1990-91
SCHMIDT, Curt	1995
SCHNEIDER, Brian	2000-04
SCHUL, Rick	1996
SCOTT, Mickey	1973
SCOTT, Rodney	1976, 1979-82
SCOTT, Tim	1993-96
SCOTT, Tony	1973-75, 1984
SEBRA, Bob	1986-87
SEGUI, David	1995-97
SEGUIGNOL, Fernando	1998-01
SEMBERA, Carroll	1969-70
SERVICE, Scott	1992
SHAW, Don	1969
SHAW, Jeff	1993-95
SHEA, Steve	1969
SHINES, Ray	1983-85, 1987
SIDDALL, Joe	1993, 1995
SILVESTRI, Dave	1995-96
SIMONS, Doug	1992
SINGLETON, Ken	1972-74
SKRMETTA, Matt	2000
SLEDGE, Terrell	2004
SMART, J.D.	1999
SMITH, Bryn	1981-89
SMITH, Chris	1981-82
SMITH, Dan	1999, 2002-03
SMITH, Mark	2001
SMITH, Mike	1988
SMITH, Lee	1997
SMITH, Zane	1989-90
SOLATA, Tony	1979
SORENSEN, Larry	1987
SOSA, Elias	1979-81
SPARMA, Joe	1970
SPEHR, Tim	1993-96
SPEIER, Chris	1977-84
SPENCER, Sean	2000
STAEBLE, Marv	1969-70
STANHOUSE, Don	1975-77
STANKIEWICZ, Andy	1996-97
STAIRS, Matt	1992-93
STAUB, Rusty	1969-71, 1979
STEFERO, John	1987
STENHOUSE, Mike	1982-84
STEVENS, Lee	2000-02
STEWART, Scott	2001-03
STINSON, Bob	1973-74
STONEMAN, Bill	1969-73

STOVALL, DaRond	1998
STOWERS, Chris	1999
STRANGE, Doug	1997
STRICKLAND, Scott	1999-2002
STROMMEYER, John	1970-73
STULL, Everett	1997
SUTHERLAND, Gary	1969-71
SWANSON, Stan	1971
SWOBODA, Ron	1971

T (26)

TAMARGO, John	1979-80
TARASCO, Tony	1995
TATIS, Fernando	2001-03
TAYLOR, Frank	1982
TEVERAS, Chuck	1973-76
TEJADA, Wilfredo	1986, 1988
TELFORD, Anthony	1997-01
TERPKO, Jeff	1977
THOBE, J.J.	1995
THOMAS, Derrel	1984
THOMPSON, Jason	1986
THOMPSON, Rich	1989-90
THOMPSON, Scot	1985
THORNTON, Andre	1976
THURMAN, Mike	1997-01
TIBBS, Jay	1986-87
TOMLIN, Dave	1982, 1986
TORRES, Hector	1972
TORRES, Salomon	1997
TORREZ, Mike	1971-74
TRACY, Andy	2000-01
TREADWAY, Jeff	1995
TRILL, Manny	1983
TRUBY, Chris	2002
TUCKER, T.J.	2000, 2002-04
TWITCHELL, Wayne	1977-78

U (2)

UNSER, Del	1976-78
UNTERBA, Ugueth	1995-01

V (13)

VAIL, Mike	1983
VALDES, Marc	1997-98
VALDEZ, Sergio	1986, 1992-93
VALERA, Yohanny	2000
VALENTE, Ellis	1975-81
VANDER WAL, John	1991-93
VARGAS, Claudio	2003-04
VAZQUEZ, Javier	1998-2003
VENABLE, Max	1984
VERES, Dave	1996-97
VIDRO, Jose	1997-2004
VITIELLO, Joe	2003
VOSBERG, Ed	2002

W (32)

WAINHOUSE, David	1991
WALKER, Larry	1989-94
WALKER, Tom	1972-74, 1977
WALLACH, Tim	1980-92
WALTON, Bruce	1993
WARREN, Dan	1975-77
WASHINGTON, L.L.	1985
WASLEWSKI, Gary	1969-70
WEBSTER, Lenny	1994, 1996, 2000
WEBSTER, Mitch	1985-88
WEGENER, Mike	1969-70
WELSH, Chris	1983
WETTLELAND, John	1992-94
WHITE, Derrick	1993
WHITE, Gabby	1994-95
WHITE, Jerry	1974-83
WHITE, Rondell	1993-00
WHITFIELD, Fred	1970
WICKER, Floyd	1969
WIDGER, Chris	1997-00
WIEGHAUS, Tom	1981, 1983
WILKERSON, Brad	2001-04
WILLARD, Jerry	1992
WILLIAMS, Earl	1976
WILLIAMS, Kenny	1991
WILLS, Maury	1969
WINE, Bobby	1969-72
WINNINGHAM, Herman	1985-88
WOHLFORD, Jim	1983-86
WOOD, Ted	1993
WOODS, Ron	1971-74
WRIGHT, George	1986

Y (6)

YOSHII, Masato	2001-02
YOST, Ned	1985
YOUNG, Floyd	1985-88
YOUNG, Pete	1992-93
YOUNG, Tim	1998
YOUNGBLOOD, Joel	1982

ZEILE, Todd	Z (1)	2003
-------------	-------	------

MANAGERS (11)

ALOU, Felipe	1992-01
FANNING, Jim	1981-82, 1984
FOX, Charlie	1976
KUEHL, Karl	1976
MAUCH, Gene	1969-75
ROBINSON, Frank	2002-04
RODGERS, Buck	1985-91
RUNNELLS, Tom	1991-92
TORBERG, Jeff	2001
VIDRON, Bill	1983-84
WILLIAMS, Dick	1977-81

COACHES (64)

ACTA, Manny	2002-04
ALOU, Felipe	1979-80, 1984, 1992
ADAIR, Bill	1976
ARNSBERG, Brad	2000-01
ARSENAULT, Pierre	1992-01
BEARNHART, Larry	1976, 1985-91
BOROS, Steve	1981-82
BRAGAN, Jimmy	1970-72
BREWER, Jim	1977-79
BRISTOL, Dave	1973-75
CARRION, Leonel	1987-88
CISCO, Galen	1980-84
COX, Jeff	2000-01
CUELLAR, Bobby	1997-00
deMARS, Billy	1982-84
DOBY, Larry	1971-73, 1976
GARDNER, Billy	1977-78
GEBHARD, Bob	1982
GLYNN, Gene	1999
GUILLÉN, Ozzie	2001
HANSEN, Nelson	1985-89
HARPER, Tommy	1990-99
HILL, Perry	2000-01
HRINIÁK, Walt	1974-75
JOHNSON, Tim	1993-94
KENNEDY, Kevin	1992
KERRIGAN, Joe	1983-86, 1992-96
Kim, Wendell	2002
LANDESTON, Rafael	1989-91
LOWERY, peanuts	1969
MACHA, Ken	1987-91
MANANIN, Pete	1997-00
MACKAY, Jerry	1991-96
McLISH, Cal	1969-75
McCRAW, Tom	2002-04
McRAE, Hal	1990-91
MILLS, Brad	2003
MOORE, Jackie	1987-89
MORALES, Jerry	2002-04
MULLIN, Pat	1979-81
NATAL, Bob	2002-04
NIXON, Russ	1984-85
OLDS, Bob	1969
PICHÉ, Ron	1976
POLE, Dick	2002
PJPOLS, Luis	1993-00
RAPP, Vern	1979-83
RAYMOND, Claude	2002-04
RENICK, Rick	1985-86, 2001
RODRIGUEZ, Eddie	2004
ROESSLER, Pat	2000-01
RUNNELLS, Tom	1990-91
SHERRY, Norm	1978-81
SNIDER, Duke	1974-75
SPARKS, Joe	1989
ST. CLAIR, Randy	2003-04
TRACY, Jim	1995-98
VERNON, Mickey	1977-78
VIRGIL, Dick	1976-81
WARD, Jay	1991-92
WILLIAMS, Ozzie	1970
WINKLES, Bobby	1986-88
WRIGHT, Mel	1983
ZIMMER, Don	1971
ZIMMERMAN, Jerry	1969-75

FRANCHISE NATIONAL LEAGUE ALL-STARS

YEAR	PLAYER(S)	ALL-STAR GAME SITE
1969	Rusty Staub (OF)	WAS
1970	Rusty Staub (OF)	CIN
1971	Rusty Staub (OF)	DET
1972	Bill Stoneman (RHP)	ATL
1973	Ron Fairly (1B)	KCR
1974	Steve Rogers (RHP)	PIT
1975	Gary Carter (C)	MIL
1976	Woodie Fryman (LHP)	PHI
1977	Ellis Valentine (RHP)	NYN
1978	Ross Grimsley (LHP), Steve Rogers (RHP)	SDP
1979	Gary Carter (C), Larry Parrish (3B), Steve Rogers (RHP)	SEA
1980	Gary Carter (C)	LAD
1981	Gary Carter* (C, MVP), Andre Dawson* (OF), Tim Raines (OF)	CLE
1982	Gary Carter* (C), Andre Dawson* (OF), Al Oliver (1B), Tim Raines* (OF), Steve Rogers* (RHP)	MON
1983	Gary Carter* (C), Andre Dawson* (OF), Al Oliver (1B), Tim Raines* (OF), Steve Rogers (RHP)	CWS
1984	Gary Carter* (C, MVP), Charlie Lea* (RHP), Tim Raines (OF), Tim Wallach (3B)	SFG
1985	Tim Raines (OF), Jeff Reardon (RHP), Tim Wallach (3B)	MIN
1986	Hubie Brooks (SS), Tim Raines (OF), Jeff Reardon (RHP)	HOU
1987	Hubie Brooks (SS), Tim Raines (OF, MVP), Tim Wallach (3B)	OAK
1988	Andrés Galarraga (1B)	CIN
1989	Tim Burke (RHP), Tim Wallach (3B)	CAL
1990	Dennis Martínez (RHP), Tim Wallach (3B)	CHI
1991	Ivan Calderon (OF), Dennis Martínez (RHP)	TOR
1992	Dennis Martínez (RHP), Larry Walker (OF)	SDP
1993	Marquis Grissom* (OF)	BAL
1994	Moises Alou (OF), Wil Cordero (SS), Darrin Fletcher (C), Marquis Grissom* (OF), Ken Hill (RHP)	PIT

YEAR	PLAYER(S)	ALL-STAR GAME SITE
1995	Carlos Perez (LHP)	TEX
1996	Mark Grudzielanek (2B), Pedro Martinez (RHP), Henry Rodriguez (OF)	PHI
1997	Pedro Martinez (RHP)	CLE
1998	Ugueth Urbina (RHP)	COL
1999	Vladimir Guerrero (OF)	BOS
2000	Vladimir Guerrero* (OF), Jose Vidro (2B)	ATL
2001	Vladimir Guerrero (OF)	SEA
2002	Vladimir Guerrero* (OF), Jose Vidro* (2B)	MIL
2003	Jose Vidro* (2B)	CWS
2004	Livan Hernandez (RHP)	HOU
2005	Livan Hernandez (RHP), Chad Cordero (RHP)	DET
2006	Alfonso Soriano* (LF)	PIT
2007	Dmitri Young (1B)	SFG
2008	Cristian Guzman (SS)	NYN
2009	Ryan Zimmerman (3B)	STL
2010	Matt Capps (RHP)	LAA
2011	Tyler Clippard (RHP)	ARI
2012	Gio Gonzalez (LHP), Bryce Harper (OF), Stephen Strasburg (RHP), Ian Desmond (SS)	KCR
2013	Bryce Harper* (OF), Jordan Zimmermann (RHP)	NYM
2014	Tyler Clippard (RHP), Jordan Zimmermann (RHP)	MIN
2015	Bryce Harper* (OF), Max Scherzer (RHP)	CIN
2016	Bryce Harper* (OF), Daniel Murphy (2B), Wilson Ramos (C), Max Scherzer (RHP), Stephen Strasburg (RHP)	SDP
2017	Bryce Harper* (OF), Daniel Murphy* (2B), Ryan Zimmerman* (1B), Max Scherzer* (RHP), Stephen Strasburg (RHP)	MIA
2018	Bryce Harper* (OF), Max Scherzer* (RHP), Sean Doolittle (LHP)	WSH
2019	Max Scherzer (RHP), Anthony Rendon (3B)	CLE
2021	Max Scherzer* (RHP), Kyle Schwarber (OF), Juan Soto (OF), Trea Turner (SS)	COL

* — National League All-Star starter

EXPOS PLAYERS OF THE YEAR (BBWAA)

YEAR	PLAYER(S)	STATS
1969	Rusty Staub (OF)	.302—29—79
1970	Carl Morton (RHP)	18-11, 3.60 ERA
1971	Ron Hunt (RHP)	.279—5—38
1972	Mike Marshall (RHP)	14-8, 18 SV, 1.78 ERA
1973	Mike Marshall (RHP)	14-11, 31 SV, 2.66 ERA
1974	Willie Davis (OF)	.295—12—89
1975	Gary Carter (C)	.270—17—68
1976	Woodie Fryman (LHP)	13-13, 2 SV, 3.38 ERA
1977	Gary Carter (C)	.284—31—84
1978	Ross Grimsley (LHP)	20-11, 3.05 ERA
1979	Larry Parrish (3B)	.307—30—82
1980	Gary Carter (C)	.264—29—101
1981	Andre Dawson (OF)	.302—24—64
1982	Al Oliver (1B)	.331—22—109
1983	Co-MVP Andre Dawson (OF) Co-MVP Tim Raines (OF)	.299—32—113 .298—11—71, 90 SB
1984	Gary Carter* (C)	.294—27—106
1985	Tim Raines (OF)	.320—11—41
1986	Tim Raines (OF)	.334—9—62, 70 SB

YEAR	PLAYER(S)	STATS
1987	Tim Wallach (3B)	.298—26—123
1988	Andrés Galarraga (1B)	.302—29—92
1989	Tim Wallach (3B)	.277—13—77
1990	Tim Wallach (3B)	.296—21—98
1991	Dennis Martínez (RHP)	14-11, 2.39
1992	Larry Walker (OF)	.301—23—93
1993	Marquis Grissom (OF)	.298—19—85, 53
1994	Moises Alou (OF)	.339—22—78
1995	David Segui (1B)	.305—10—57
1996	Henry Rodriguez (OF)	.276—36—103
1997	Pedro Martinez (RHP)	17-8, 1.90
1998	Vladimir Guerrero (OF)	.324—38—109
1999	Vladimir Guerrero (OF)	.316—42—131
2000	Vladimir Guerrero (OF)	.345—44—123
2001	Orlando Cabrera (OF)	.276—14—96, 19 SB
2002	Vladimir Guerrero (OF)	.336—39—111, 40 SB
2003	Orlando Cabrera (OF)	.297—17—80
2004	Brad Wilkerson (OF/1B)	.255—32—67

FRANCHSE (MONTREAL/WASHINGTON) INDIVIDUAL AWARDS

NATIONAL LEAGUE MOST VALUABLE PLAYER AWARD

YEAR	PLAYER	STATS
2015	Bryce Harper	.330, 38 2B, 42 HR, 99 RBI, 124 BB, 118 R

NATIONAL LEAGUE CY YOUNG AWARD

YEAR	PLAYER	STATS
1997	Pedro Martinez	.17-8, 1.90
2016	Max Scherzer	.20-7, 2.96
2017	Max Scherzer	.16-6, 2.51

NATIONAL LEAGUE MANAGER OF THE YEAR AWARD

YEAR	Manager	AWARDED BY
1973	Gene Mauch	AP
1979	Dick Williams	AP
1987	Buck Rogers	BBWAA
1994	Felipe Alou (MLB Manager of the Year) Felipe Alou (NL Manager of the Year)	AP BBWAA
2012	Davey Johnson	BBWAA
2014	Matt Williams	BBWAA

FRANCHSE (MONTREAL/WASHINGTON) INDIVIDUAL AWARDS (CONTINUED)

NATIONAL LEAGUE ROOKIE OF THE YEAR AWARD

YEAR	PLAYER	STATS
1970	Carl Morton18-11, 3.60 ERA
1977	Andre Dawson282, 19 HR, 65 RBI
2012	Bryce Harper270, 22 HR, 59 RBI

NATIONAL LEAGUE BATTING TITLE

YEAR	PLAYER	STATS
2020	Juan Soto351 Batting Average

NATIONAL LEAGUE HANK AARON AWARD

YEAR	PLAYER	AWARDED BY
2015	Bryce Harper (OF)Major League Baseball

EXECUTIVE OF THE YEAR AWARD

YEAR	EXECUTIVE	AWARDED BY
2012	Mike Rizzo (GM)Boston Chapter of the BBWAA
2019	Mike Rizzo (GM)Baseball America
2019	Mike Rizzo (GM)Boston Chapter of the BBWAA

POSTSEASON

YEAR	PLAYER	ROUND
2019	Howie Kendrick National League Championship Series MVP
2019	Stephen StrasburgWorld Series MVP
2019	Soto / Strasburg Babe Ruth Postseason MVP (BBWAA)

HEART AND HUSTLE AWARD

YEAR	PLAYER	AWARDED BY
2019	Howie Kendrick MLB Players Alumni Association

NATIONAL LEAGUE COMEBACK PLAYER OF THE YEAR

YEAR	PLAYER	STATS
2007	Dmitri Young (MLB)320, 38 2B, 13 HR, 74 RBI, .378 OBP
2016	Anthony Rendon (MLB)270, 38 2B, 20 HR, 85 RBI, .348 OBP
2017	Ryan Zimmerman (MLBPA)303, 33 2B, 36 HR, 108 RBI, .573 SLG

MLBPA PLAYERS CHOICE AWARDS

YEAR	PLAYER(S)	AWARD
1997	Pedro MartinezNL Most Outstanding Pitcher
2007	Dimitri YoungNL Comeback Player of the Year
2015	Bryce HarperNL Most Outstanding Player
2016	Daniel MurphyNL Most Outstanding Player
2017	Max ScherzerNL Most Outstanding Pitcher
2017	Ryan ZimmermanNL Comeback Player of the Year
2019	Anthony RendonNL Most Outstanding Player

TOPPS MLB ROOKIE ALL-STAR TEAM

YEAR	PLAYER(S)	STATS
2006	Ryan Zimmerman287, 47 2B, 3 3B, 20 HR, 110 RBI
2008	John Lannan9-15, 3.91 ERA, 117 K
2010	Stephen Strasburg5-3, 2.91 ERA, 92 K
2011	Danny Espinosa236, 29 2B, 5 3B, 21 HR, 66 RBI, 17 SB
2012	Bryce Harper270, 26 2B, 9 3B, 22 HR, 59 RBI, 18 SB
	Steve Lombardozzi273, 16 2B, 3 3B, 3 HR, 27 RBI
2016	Trea Turner342, 14 2B, 8 3B, 13 HR, 40 RBI, 33 SB
2018	Juan Soto292, 25 2B, 3B, 22 HR, 70 RBI, 79 BB, 77 R
2019	Victor Robles255, 33 2B, 3 3B, 17 HR, 65 RBI, 28 SB, 86 R

TONY CONIGLIARO AWARD

YEAR	PLAYER	AWARDED BY
2014	Wilson Ramos (C) Boston Chapter of the BBWAA

LOUISVILLE SLUGGER SILVER SLUGGERS

YEAR	PLAYER(S)	STATS
1980	Andre Dawson (OF)308, 17 HR, 87 RBI
1981	Andre Dawson (OF)302, 24 HR, 64 RBI
	Gary Carter (C)251, 16 HR, 68 RBI
1982	Gary Carter (C)293, 29 HR, 97 RBI
	Al Oliver (1B)331, 22 HR, 109 RBI
1983	Andre Dawson (OF)299, 32 HR, 113 RBI
1984	Gary Carter (C)294, 27 HR, 106 RBI
1985	Tim Wallach (3B)260, 22 HR, 81 RBI
	Hubie Brooks (SS)269, 13 HR, 100 RBI
	Hubie Brooks (SS)340, 14 HR, 58 RBI
	Tim Raines (OF)334, 9 HR, 62, 70 SB
1987	Tim Wallach (3B)298, 26 HR, 123 RBI
1988	Andres Galarrraga (1B)302, 29 HR, 92 RBI
1992	Larry Walker (OF)301, 23 HR, 93 RBI
1994	Wil Cordero (SS)294, 15 HR, 63 RBI
	Moises Alou (OF)339, 22 HR, 78 RBI
1999	Vladimir Guerrero (OF)316, 42 HR, 131 RBI
2000	Vladimir Guerrero (OF)345, 44 HR, 123 RBI
2002	Vladimir Guerrero (OF)336, 39 HR, 111, 40 SB
2003	Orlando Cabrera (SS)297, 17 HR, 80 RBI
2004	Livan Hernandez (P)247, 1 HR, 10 RBI
2006	Alfonso Soriano (OF)277, 46 HR, 95 RBI, 41 SB
2009	Ryan Zimmerman (3B)292, 33 HR, 106 RBI
2010	Ryan Zimmerman (3B)307, 25 HR, 85 RBI
2012	Ian Desmond (SS)292, 25 HR, 73 RBI
	Adam LaRoche (1B)271, 33 HR, 100 RBI
	Stephen Strasburg (RHP)277, 1 HR, 7 RBI
2013	Ian Desmond (SS)280, 20 HR, 80 RBI
2014	Ian Desmond (SS)255, 24 HR, 91 RBI
	Anthony Rendon (3B)287, 21 HR, 83 RBI
2015	Bryce Harper (OF)330, 42 HR, 99 RBI
2016	Daniel Murphy (2B)347, 25 HR, 104 RBI
	Wilson Ramos (C)307, 22 HR, 80 RBI
2017	Daniel Murphy (2B)322, 23 HR, 93 RBI
2019	Anthony Rendon (3B)319, 34 HR, 126 RBI
2020	Juan Soto (OF)351, 13 HR, 37 RBI
2021	Juan Soto (OF)313, 29 HR, 95 RBI

RAWLINGS GOLD GLOVES

YEAR	PLAYER(S)	POSITION
1973	Mike Jorgensen1B
1978	Ellis ValentineOF
1980	Gary CarterC
	Andre DawsonOF
1981	Gary CarterC
	Andre DawsonOF
1982	Gary CarterC
	Andre DawsonOF
1983	Andre DawsonOF
1984	Andre DawsonOF
1985	Andre DawsonOF
	Tim Wallach3B
	Tim Wallach3B
1988	Andres Galarrraga1B
1989	Andres Galarrraga1B
1990	Tim Wallach3B
	Andres Galarrraga1B
1992	Larry WalkerOF
1993	Larry WalkerOF
	Marquis GrissomOF
1994	Marquis GrissomOF
2001	Orlando CabreraSS
2009	Ryan Zimmerman3B
2012	Adam LaRoche1B



FRANCHISE RECORD BOOK—MONTREAL EXPOS (1969-2004) AND WASHINGTON NATIONALS (2005-PRESENT)

Washington Nationals (2005-present)
RFK Stadium (2005-07), Nationals Park (2008-present)
Montreal Expos (1969-2004)
Jarry Park (1969-76), Olympic Stadium (1977-2004)

CATEGORY	CLUB GENERAL	RECORD
Most Wins, Season		98 [2012]
Most Wins, Season Home		56 [1979]
Most Wins, Season Road		50 [2017]
Most Wins, Month		23 [Sept., 1979]
Most Losses, Season		110 [1969]
Most Losses, Season Home		57 [1969]
Most Losses, Season Road		56 [2008]
Most Losses, Month		26 [Sept./Oct., 1979]
Most Consecutive Wins		10 [5 times; last: Aug. 12-Aug. 21, 2014]
Most Consecutive Wins, Home		13 [Aug. 28-Sept. 15, 1979]
Most Consecutive Wins, Road		10 [May 10-30, 2018]
Most Consecutive Losses		20 [May 13-June 7, 1969]
Most Consecutive Losses, Home		12 [May 13-June 4, 1969]
Most Consecutive Losses, Road		16 [Sept. 9, 2008-April 25, 2009]
Most Wins Over One Club, Season		15 [NYM in 1979, NYM in 2014, ATL in 2016 and MIA in 2019]
Most Wins Over One Club, Home		10 [ATL, 2015]
Most Wins Over One Club, Road		9 [at NYM, 2014]
Most Wins Over One Club, Consecutive		15 [SDP, 1993-95]
Most Losses To One Club, Season		15 [PHI in 1976, ATL in 2004 and PHI in 2009]
Most Losses To One Club, Home		8 [ATL in 2001 and NYM in 2006]
Most Losses To One Club, Road		9 [FLA in 2003]
Most Losses To One Club, Consecutive		11 [LAD in 1980]
Most Shut-Out Wins, Season		19 [2014]
Most Times Shut Out, Season		21 [2008]
MARGIN OF VICTORY		
Largest Margin of Victory		21 [July 30, 1978 vs. MIA (W25-4), July 31, 2018 vs. NYM (W25-4)]
Largest Margin of Victory, Shutout		19 [July 30, 1978 at ATL]
Largest Margin of Defeat		18 [May 24, 2000 at SF (L0-18)]
Largest Margin of Victory, Shutout		18 [May 24, 2000 at SFG]
ONE-RUN GAMES		
Most Consecutive One-Run Games		7 [Aug. 26-Sept. 2, 1995]
Most Consecutive One-Run Wins		12 [June 3-July 5, 2005]
Most Consecutive One-Run Losses		13 [July 9-Aug. 6, 2005]
DEFICITS OVERCOME		
Largest Deficit Overcome To Win		9 [May 16, 1997 vs. SFG (down 2-11, W14-13) and July 15, 2018 vs. MIA (down 0-9, W14-12)]
Largest Deficit Overcome To Win, Home		9 [May 16, 1997 vs. SFG (down 2-11, W14-13) and July 15, 2018 vs. MIA (down 0-9, W14-12)]
Largest Deficit Overcome To Win, Road		8 [April 28, 2015 at ATL (down 2-10, W13-12)]
Largest Deficit Overcome To Win, 9th Inning or Later		6 [Sept. 3, 2019 vs. NYM (down 4-10, W11-10)]
LEADS RELINQUISHED		
Largest Lead Relinquished In Loss		9 [July 20, 2012 vs. ATL (up 9-0 after 5, L10-11)]
Largest Lead Relinquished In Loss, Home		9 [July 20, 2012 vs. ATL (up 9-0 after 5, L10-11)]
Largest Lead Relinquished In Loss, Road		lose.....8 runs, July 8 at SDP (Up 8-0 after T4th, L 9-8)
Largest Lead Relinquished In Loss, 9th Inning or Later		6 [Sept. 13, 1997 at NYM (led 6-0 in 9th inn., L6-9 in 11 inn.)]

LENGTH OF GAME

Longest Game, 9 innings.....	4:22 [Oct. 1, 2017 vs. PIT (L8-11)]
Longest Game, 9-inning Home.....	4:22 [Oct. 1, 2017 vs. PIT (L8-11)]
Longest Game, 9-inning Road.....	4:19 [June 23, 2021 at PHI (W13-12)]
Longest Game, Extra Innings.....	6:14 [Aug. 23, 1989 vs. LAD (22 inn., L0-1)]
Longest Game, Extra Innings, Home.....	6:14 [Aug. 23, 1989 vs. LAD (22 inn., L0-1)]
Longest Game, Extra Innings, Road.....	5:34 [Sept. 3, 2014 at LAD (14 inn., W8-5)]
Longest Game, Innings Played.....	22 [Aug. 23, 1989 vs. LAD (L0-1)]
Longest Game, Innings Played, Home.....	22 [Aug. 23, 1989 vs. LAD (L0-1)]
Longest Game, Innings Played, Road.....	19 [July 7, 1985 vs. HOU (W6-3)]
Shortest Game, 9 innings.....	1:36 [July 6, 1969 at PHI (G2, W5-0)]
Shortest Game, 9-inning Home.....	1:38 [April 18, 1973 vs. PHI (W2-1)]
Shortest Game, 9-inning Road.....	1:36 [July 6, 1969 at PHI (G2, W5-0)]
Shortest Game, Extra Innings.....	2:04 [Sept. 21, 1982 at NYM (10 inn., G1, L1-2)]
Shortest Game, Extra Innings, home.....	2:10 [July 31, 1977 vs. LAD (10 inn., L2-8)]
Shortest Game, Extra Innings, road.....	2:04 [Sept. 21, 1982 at NYM (10 inn., G1, L1-2)]

PERSONNEL

Most Players Used, Season.....	60 [2021]
Fewest Players Used, Season.....	30 [1972]
Most Players Used, Game.....	26 [Sept. 3, 2014 at LAD (14 inn., W8-5)]
Most Players Used, 9-innings.....	24 [Sept. 25, 2016 at PIT, W10-7]
Most Players Used, Game, Both Clubs.....	51 [Sept. 7, 2008 at ATL (ATL 28, WSH 23) and Sept. 3, 2014 at LAD (WSH 26, LAD 25)]

CATEGORY	CLUB BATTING	RECORD
----------	--------------	--------

RUNS SCORED

Most Runs Scored, Season.....	873 [2019]
Most Runs Scored, Game.....	25 [July 31, 2018 vs. NYM (W25-4)]
Most Runs Scored, Extra-Inning Game.....	14 [Aug. 17, 2019 vs. MIL (14 inn., L14-15) and Aug. 13, 1999 at COL (10 inn., W14-13)]
Most Runs Scored, Win.....	25 [July 31, 2018 vs. NYM (W25-4)]
Most Runs Scored, Loss.....	14 [Aug. 17, 2019 vs. MIL (14 inn., L14-15)]
Most Runs Scored, Home.....	25 [July 31, 2018 vs. NYM (W25-4)]
Most Runs Scored, Road.....	21 [April 28, 1996 at COL (W21-9)]
Most Runs Scored, Home Win.....	25 [July 31, 2018 vs. NYM (W25-4)]
Most Runs Scored, Home Loss.....	14 [Aug. 17, 2019 vs. MIL (14 inn., L14-15)]
Most Runs Scored, Road Win.....	21 [April 28, 1996 at COL (W21-9)]
Most Runs Scored, Road Loss.....	11 [April 27, 2009 at PHI (L11-13)]
Most Runs Scored, Inning.....	13 [May 7, 1997 at SFG (6th inn., W19-3)]
Most Runs Scored, In An Extra Inning.....	6 [MANY TIMES; last: Sept. 21, 2019 at MIA (10 inn., W10-4)]
Most Runs Scored, 3-Game Series.....	35 [June 13-15, 1994 vs. PIT]
Most Runs Scored, 4-Game Series.....	46 [April 24-27, 2017 at COL]
Most Combined Runs, Game (Both Teams).....	32 [Sept. 24, 1985 at CHI (W17-15)]
Most Consecutive Games, Scoring Run(s).....	10 [April 29-Aug. 24, 1982]
Most Consecutive Games, Shut Out.....	3 [May 19-21, 1972, Sept. 26-30, 1972, APRIL 13-15, 2004 and Aug. 22-25, 2018]

BATTING AVERAGE, ON-BASE, SLUGGING PERCENTAGES

Highest Batting Average, Season.....	.278 [1994]
Highest On-Base Percentage, Season.....	.343 [1994]
Highest Slugging Percentage, Season.....	.454 [2019]

AT-BATS

Most At-Bats, Season.....	5675 [1977]
Most At-Bats, Game.....	54 [May 7, 1997 at SFG (W19-3)]
Most At-Bats, Extra-Innings.....	.82 [May 21, 1977 vs. SDP (21 inn., L8-11)]

HITS

Most Hits, Season.....	1482 [1983]
Most Hits, Game.....	28 [July 30, 1978 at ATL (W19-0)]
Most Hits, Game, Extra Innings.....	25 [May 21, 1977 vs. SDP (21 inn., L8-11)]
Most Hits, Game, Win.....	28 [July 30, 1978 at ATL (W19-0)]
Most Hits, Game, Loss.....	25 [May 21, 1977 vs. SDP (21 inn., L8-11)]
Most Hits, Inning.....	13 [May 7, 1997 at SFG (6th inn., W19-3)]
Most Consecutive Plate Appearances with a Hit.....	8 [May 7, 1997 at SFG (6th inn., W19-3) & Aug. 20, 2016 at ATL (4th inn., W11-9)]
Fewest Hits, Season (Min. 140 games).....	1205 [1972]
Fewest Hits, Game.....	0 [FOUR TIMES; last: July 18, 1999 at NYY]
Fewest Hits, Game, Win.....	1 [Sept. 5, 1982 vs. ATL and Sept. 3, 1997 vs. BOS]
Fewest Hits, Game, Loss.....	0 [FOUR TIMES; last: July 18, 1999 at NYY]

EXTRA-BASE HITS

Most Extra-Base Hits, Season.....	557 [2017]
Most Extra-Base Hits, Game.....	14 [July 30, 1978 at ATL (W19-0)]

SINGLES

Most Singles, Season.....	1042 [1983]
Most Singles, Game.....	17 [Aug. 5, 1982 at PHI (W9-2)]

DOUBLES

Most Doubles, Season.....	339 [1997]
Most Doubles, Game.....	8 [MANY TIMES, last: July 5, 2014 vs. CHI (W13-0)]

TRIPLES

Most Triples, Season.....	61 [1980]
Most Triples, Game.....	4 [July 8, 1994 at SDP (W14-0)]

HOME RUNS

Most Home Runs, Season.....	231 [2019]
Most Home Runs, Season, Home Games.....	130 [2019]
Most Home Runs, Season, Road Games.....	108 [2017]
Most Home Runs, Season, Off One Opponent.....	32 [PHI in 2019]
Most Home Runs, Game.....	8 [July 30, 1978 at ATL (W19-0), July 27, 2017 vs. MIL (W15-2), Aug. 18, 2019 vs. MIL (W16-8)]
Most Home Runs, Game, Home.....	8 [July 27, 2017 vs. MIL (W15-2) and Aug. 18, 2019 vs. MIL (W16-8)]
Most Home Runs, Game, Road.....	8 [July 30, 1978 at ATL (W19-0)]
Most Home Runs, Inning.....	5 [July 27, 2017 vs. MIL (W15-2)]
Most Consecutive Plate Appearances With A Home Run.....	4 [July 27, 2017 vs. MIL (W15-2) and June 9, 2019 at SDP (W5-2)]
Most Consecutive Games Hitting at Least One Home Run.....	21 [June 14-July 7, 2019]
Most Pinch-Hit Home Runs, Season.....	12 [2016]
Most Pinch-Hit Home Runs, Game.....	2 [July 13, 1973 at ATL (G1, W11-7) and May 13, 2016 vs. MIA (W5-3)]
Most Grand Slams, Season.....	9 [1996]

RBI

Most RBI, Season.....	824 [2019]
Most RBI, Game.....	25 [July 31, 2018 vs. NYM (W25-4)]
Most RBI, Inning.....	13 [May 7, 1997 at SFG (6th inn., W19-3)]

WALKS/STRIKEOUTS

Most Walks, Season.....	695 [1973]
Most Walks, 9-inning Game.....	14 [Sept. 15, 2018 at ATL (W, 7-1)]
Most Walks, Extra Innings.....	14 [June 2, 1980 vs. CHI (13 inn., W8-7)]
Most Intentional Walks, Season.....	85 [2002]
Most Strikeouts, Season.....	1344 [2015]
Most Strikeouts, 9-inning Game.....	18 [Oct. 3, 2015 at NYM (G2, W2-0)]
Most Strikeouts, Extra Innings.....	19 [Aug. 28, 2011 at CIN (14 inn., L4-5)]
Most Strikeouts, Inning.....	4 [MANY TIMES; last: April 28, 2013 vs. CIN (L2-5)]

STOLEN BASES

Most Stolen Bases, Season.....	237 [1980]
Most Stolen Bases, Game.....	7 [FOUR TIMES; last: June 27, 2017 vs. CHI (W6-1)]
Most Stolen Bases, Inning.....	5 [June 9, 1995 at SFG (6th inn., W9-3)]
Most Times Caught Stealing, Season.....	100 [1991]
Most Times Caught Stealing, Game.....	4 [THREE TIMES; last: Sept. 18, 2002 at FLA (W4-2)]

MISCELLANEOUS

Most Total Bases, Season.....	2505 [2019]
Most Total Bases, Game.....	58 [July 30, 1978 at ATL (W19-0)]
Most Times Hit By Pitch, Season.....	89 [2005]
Most Times Hit By Pitch, Game.....	5 [Sept. 8, 2020 VS. TBR (W, 5-3)]
Most Sacrifice Flies, Season.....	63 [2016]
Most Sacrifice Flies, Game.....	4 [May 28, 1980 at CHI (14 inn., L4-8) and May 24, 1994 at FLA (W11-1)]
Most Sacrifice Bunts, Season.....	115 [1973]
Most Sacrifice Bunts, Game.....	5 [May 14, 1974 at PHI (W9-2) and Sept. 27, 2006 vs. PHI (14 inn. L7-8)]
Most GDP, Season.....	153 [2008]
Most GDP, Game.....	6 [May 8, 1988 vs. HOU (L2-7)]
Most Runners Left On Base, Season.....	1226 [1974]
Most Runners Left On Base, 9-inning Game.....	17 [June 2, 2004 at ATL (W8-4) and April 20, 2014 vs. PHI (W3-2)]
Most Runners Left On Base, Extra Innings.....	23 [May 21, 1977 vs. SDP (21 inn., L8-11)]
Most Pinch Hits, Season.....	67 [2006]
Most Pinch Hits, Game.....	4 [Sept. 11, 1981 at CHI (L5-6)]
Most Pinch Hits, Extra Innings.....	4 [Sept. 7, 1992 vs. STL (10 inn., L7-8)]

CATEGORY	CLUB PITCHING	RECORD
----------	---------------	--------

EARNED RUN AVERAGE

Highest ERA, Season.....	5.13 [2000]
Lowest ERA, Season.....	3.03 [2014]

COMPLETE GAMES

Most Complete Games, Season.....	49 [1971]
Fewest Complete Games, Season.....	0 [2007]
Most Consecutive Complete Games.....	4 [June 28-July 1, 1974, June 7-11, 1981]

SHUTOUTS

Most Shutouts, Season.....	19 [2014]
Fewest Shutouts, Season.....	3 [2002, 2006, 2009 and 2020]
Most Consecutive Shutouts.....	4 [May 8-12, 1985]

HITS ALLOWED

Most Hits Allowed, Season.....	1575 [2000]
Most Hits Allowed, Game.....	24 [May 3, 2000 at COL (L7-16)]
Fewest Hits Allowed, Game.....	0 [Seven times; last: Oct. 3, 2015 (W2-0)]
Most Hits Allowed, Inning.....	9 [MANY TIMES; last: April 8, 2017 at PHI (1st inn., L3-17)]

RUNS ALLOWED

Most Runs Allowed, Season.....	902 [2000]
Most Runs Allowed, Game.....	24 [July 16, 2021 vs. SDP (L8-24)]
Fewest Runs Allowed, Season (Min. 140 Games).....	555 [2014]
Most Runs Allowed, Inning.....	12 [April 8, 2017 at PHI (1st inn., L3-17)]

EARNED RUNS ALLOWED

Most Earned Runs Allowed, Season.....	812 [2000]
Most Earned Runs Allowed, Game.....	19 [May 1, 1989 vs. CIN (L6-19) and May 19, 2001 vs. SDP (L7-20)]
Fewest Earned Runs Allowed, Season (Min. 140 Games).....	495 [2014]

HOME RUNS ALLOWED

Most Home Runs Allowed, Season.....	247 [2021]
Most Home Runs Allowed, Game.....	7 [Aug. 17, 2019 vs. MIL (L, 14-15), June 4, 2003 vs. ANA (L2-11) and April 5, 1997 vs. COL (L3-15)]
Fewest Home Runs Allowed, Season (Min. 140 Games).....	89 [1976]
Most Home Runs Allowed, Inning.....	4 [June 21, 1971 at ATL - (G1, 8th inn., L4-6)]
Most Home Runs Allowed, Consecutive Batters.....	3 [MANY TIMES; last: July 21, 2017 at ARI (L5-6)]
Most Home Runs Allowed, Month.....	49 [Aug. 2009]
Most Consecutive Games Not Allowing Home Run.....	13 [May 5-23, 1980]
Most Grand Slams Allowed, Season.....	14 [2021]

HIT BATSMEN

Most Hit Batsmen, Season.....	92 [2006]
Most Hit Batsmen, Game.....	4 [MANY TIMES; last: April 7, 2019 (W12-9)]
Fewest Hit Batsmen, Season (Min. 140 Games).....	21 [1984 and 1985]
Most Hit Batsmen, Inning.....	3 [Aug. 15, 1992 vs. STL (1st inn., L4-6)]

WALKS

Most Walks Issued, Season.....	716 [1970]
Most Walks Issued, 9-inning Game.....	15 [July 9, 1973 vs. CIN (L6-11)]
Most Walks Issued, Game, Extra Innings.....	13 [MANY TIMES; last: Aug. 8, 2008 at MIL (13 inn., L4-5)]
Fewest Walks Issued, Season (Min. 140 Games).....	352 [2014]
Most Intentional Walks Issued, Season.....	93 [2006]
Most Intentional Walks Issued, 9-inning Game.....	4 [Aug. 18, 1988 vs. SDP (L4-5) and Sept. 8, 2006 at COL (L8-11)]
Most Intentional Walks Issued, Game, Extra Innings.....	5 [May 28, 1980 at CHI (14 inn., L4-8)]

STRIKEOUTS

Most Strikeouts, Season.....	1511 [2019]
Most Strikeouts, 9-inning Game.....	20 [May 11, 2016 vs. DET (W3-2)]
Most Strikeouts, Game, Extra Innings.....	20 [Aug. 17, 2013 at ATL (15 inn., W8-7) and April 24, 2016 vs. MIN (16 inn., W6-5)]
Most Consecutive Strikeouts.....	9 [Oct. 3, 2015 at NYM (W3-2)]
Most Strikeouts, Inning.....	4 [MANY TIMES; last: April 26, 2006 vs. CIN (8th inn.)]
Most Strikeouts, Game, Bullpen.....	19 [Aug. 17, 2013 at ATL (15 inn., W8-7)]

WILD PITCHES

Most Wild Pitches, Season.....	74 [2009]
Most Wild Pitches, Game.....	6 [April 10, 1982 at PHI (W11-3)]
Most Wild Pitches, Inning.....	3 [MANY TIMES; last: Sept. 3, 2013 at PHI (6th inn., W9-6)]

RELIEF PITCHING

Most Relief Appearances, Season.....	588 [2007]
Most Relief Appearances, Game.....	9 [Sept. 3, 2014 at LAD (14 inn., W8-5) and Sept. 7, 2016 vs. ATL (11 inn., W5-4)]
Most Relief Innings, Season.....	590.2 [2007]
Most Relief Innings, Game.....	17.0 [(G1) June 28, 1974 vs. CHI (18 inn., L7-8)]
Most Relief Wins, Season.....	36 [1990]
Lowest Relief ERA, Season.....	2.54 [1974]

SAVES

Most Saves, Season.....	61 [1993]
Fewest Saves, Season.....	21 [1969 and 1976]

PERSONNEL

Most Pitchers Used, Season.....	32 [2021]
Fewest Pitchers Used, Season.....	12 [1971 and 1972]
Most Pitchers Used, Game.....	9 [Sept. 18, 2007 vs. NYM (W9-8) and Sept. 25, 2016 at PIT (W10-7)]
Most Pitchers Used, Extra Innings.....	10 [Sept. 3, 2014 at LAD (14 inn., W8-5) and Sept. 7, 2016 vs. ATL (11.0 inn., W5-4)]

CATEGORY CLUB FIELDING RECORD

FIELDING PERCENTAGE

Highest Fielding Percentage, Season989 [2018]
Lowest Fielding Percentage, Season971 [1969]

ERRORS

Most Errors, Season	184 [1969]
Most Errors, Game	6 [MANY TIMES; last: Sept. 8, 2006 at COL (L8-11)]
Fewest Errors, Season (Min. 140 Games)64 [2018]
Most Errors, Inning	5 [April 14, 1969 vs. STL (4th inn., W8-7)]
Most Errors, 9-inning Game, Both Clubs	8 [MANY TIMES; last: Sept. 8, 2006 at COL (L8-11)]
Most Errors, Extra Innings, Both Clubs	10 [Sept. 4, 1971 at PIT (11 inn., L6-7)]
Most Consecutive Errorless Games	13 [June 2-15, 2011 and June 25-July 9, 2014]
Most Consecutive Errorless Innings	130.2 [June 1-16, 2011]

DOUBLE PLAYS

Most Double Plays, Season	192 [1970]
Most Double Plays, Game	5 [MANY TIMES; last: June 6, 2009 vs. NYM (W7-1)]
Most Double Plays, 9-inning Game, Both Clubs	7 [MANY TIMES; last: June 27, 2012, WSH (4) at COL (3) (W11-5)]
Most Double Plays, Extra Innings, Both Clubs	8 [July 20, 1975 vs. ATL (11 inn., W6-5) and April 26, 2001 at STL (15 inn., W4-3)]

OUTFIELD ASSISTS

Most Outfield Assists, Season	69 [1978]
Most Outfield Assists, Game	3 [MANY TIMES; last: Aug. 7, 2004 at HOU (W8-3)]

CATEGORY INDIVIDUAL BATTING RECORD

GAMES PLAYED

Most Games Played, Career	1799 [Ryan Zimmerman]
Most Games Played, Season	162 [SEVEN TIMES; last: Trea Turner, 2018]
Most Consecutive Games Played	276 [Vladimir Guerrero, April 21, 1998-Aug. 30, 1999]
Most Consecutive Games Started (DH Included)	205 [Ryan Zimmerman, Sept. 19, 2006-May 3, 2008]

RUNS SCORED

Most Runs Scored, Career	963 [Ryan Zimmerman]
Most Runs Scored, Season	133 [Tim Lincecum, 1983]
Most Runs Scored, Game	5 [NINE TIMES; last: Anthony Rendon, April 30, 2017 vs. NYM (W23-5)]

BATTING AVERAGE, ON-BASE, SLUGGING PERCENTAGES

Highest Batting Average, Career (Min. 500 Games)323 [Vladimir Guerrero]
Highest Batting Average, Season347 [Daniel Murphy, 2016]; .351 [Juan Soto, 2020]
Highest On-Base Percentage, Career (Min. 500 Games)402 [Rusty Staub]
Highest On-Base Percentage, Season465 [Juan Soto, 2021]; .490 [Juan Soto, 2020]
Highest Slugging Percentage, Career (Min. 500 Games)588 [Vladimir Guerrero]
Highest Slugging Percentage, Season664 [Vladimir Guerrero, 2000]; .695 [Juan Soto, 2020]

AT-BATS, PLATE APPEARANCES

Most At-Bats, Career	6654 [Tim Lincecum]
Most At-Bats, Season	664 [Trea Turner, 2018]
Most At-Bats, 9-inning Game	7 [SIX TIMES; last: Josh Harrison, May 14, 2021 at ARI (W17-2)]
Most At-Bats, Extra Innings	11 [Dave Cash, May 21, 1977 vs. SDP (21 inn., L8-11)]
Most Plate Appearances, Career	7402 [Tim Lincecum]
Most Plate Appearances, Season	740 [Trea Turner, 2018]
Most Plate Appearances, 9-inning Game	7 [MANY TIMES; last: Josh Harrison, May 14, 2021 at ARI (W17-2)]
Most Plate Appearances, Extra Innings	11 [Dave Cash, Warren Cromartie and Tony Perez, May 21, 1977 vs. SDP (21 inn. L8-11)]
Most Plate Appearances, Inning	2 [MANY TIMES; last: Josh Harrison, June 23, 2021 at PHI (5th inn., W13-12)]
Most Consecutive Plate Appearances Reaching Base Safely	12 [Juan Soto, Sept. 21-24, 2021]

HITS

Most Hits, Career1846 [Ryan Zimmerman]
 Most Hits, Season206 [Vladimir Guerrero, 2002]
 Most Hits, 9-inning Game6 [Anthony Rendon, April 30, 2017 vs. NYM (W23-5)]
 Most Hits, Extra Innings.....6 [Rondell White, June 11, 1995 at SFG (13 inn., W10-8)]
 Most Hits, Inning.....2 [MANY TIMES; last: Trea Turner, Aug. 10, 2020 at NYM (5th inn., W16-4)]
 Most Hits, Month47 [Al Oliver, Aug. of 1982, Marquis Grissom, June of 1994 and Daniel Murphy, May of 2016]
 Most Hits, Month, March/April.....45 [Mark Grudzielanek, 1996]
 Most Hits, Month, May47 [Daniel Murphy, 2016]
 Most Hits, Month, June47 [Marquis Grissom, 1994]
 Most Hits, Month, July46 [Delino DeShields, 1993]
 Most Hits, Month, Aug.47 [Al Oliver, 1982]
 Most Hits, Month, Sept./Oct.42 [THREE TIMES; last: Marquis Grissom, 1993]
 Most Consecutive Plate Appearances With Hit8 [MANY TIMES; Last: Trea Turner, Aug. 23-24, 2016]

HITTING, HOME RUN STREAKS

Longest Consecutive-Game Hitting Streak.....31 [Vladimir Guerrero, July 27-Aug. 26, 1999]
 Longest Consecutive-Game Home Run Streak4 [MANY TIMES; last: Bryce Harper, April 14-17, 2016]

MULTI-HIT GAMES

Most Multi-Hit Games, Career491 [Ryan Zimmerman]
 Most Multi-Hit Games, Season65 [Tim Lincecum, 1986 and Mark Grudzielanek, 1996]
 Most Consecutive Multi-Hit Games8 [Cristian Guzman, Aug. 26-Sept. 3, 2008 and Bryan Little, Sept. 28, 1983-April 7, 1984]
 Most Multi-Hit Games, Month16 [Vladimir Guerrero, July, 1998]

EXTRA-BASE HITS

Most Extra-Base Hits, Career.....723 [Ryan Zimmerman]
 Most Extra-Base Hits, Season89 [Alfonso Soriano, 2006]
 Most Extra-Base Hits, Game4 [MANY TIMES; last: Ryan Zimmerman, Sept. 29, 2017 vs. PIT (W6-1)]
 Most Extra-Base Hits, Month.....23 [Vladimir Guerrero, Aug., 1999]

SINGLES

Most Singles, Career1163 [Tim Lincecum]
 Most Singles, Season157 [Mark Grudzielanek, 1996]
 Most Singles, Game5 [MANY TIMES; last: Trea Turner, June 24, 2017 vs. CIN (W18-5)]

DOUBLES

Most Doubles, Career.....401 [Ryan Zimmerman]
 Most Doubles, Season54 [Mark Grudzielanek, 1997]
 Most Doubles, Game.....3 [MANY TIMES; last: Ryan Zimmerman, July, 5, 2019 vs. KC (L4-7)]

TRIPLES

Most Triples, Career82 [Tim Lincecum]
 Most Triples, Season13 [MANY TIMES; last: Mitch Webster, 1986]
 Most Triples, Game.....2 [MANY TIMES; last: Ben Revere, Aug. 13, 2016 vs. ATL (W7-6)]

HOME RUNS

Most Home Runs, Career284 [Ryan Zimmerman]
 Most Home Runs, Career, Left-Handed Hitter184 [Bryce Harper]
 Most Home Runs, Career, Right-Handed Hitter284 [Ryan Zimmerman]
 Most Home Runs, Career, Switch Hitter.....115 [Jose Vidro]
 Most Home Runs, Season46 [Alfonso Soriano, 2006]
 Most Home Runs, Season, Home.....25 [Vladimir Guerrero, 2000]
 Most Home Runs, Season, Road22 [Andre Dawson, 1983 and Alfonso Soriano, 2006]
 Most Home Runs, Season, Off One Club8 [Gary Carter, 1977 against PIT and Bryce Harper, 2015 against PHI]
 Most Home Runs, Season, Left-Handed Hitter42 [Bryce Harper, 2015]
 Most Home Runs, Season, Right-Handed Hitter.....46 [Alfonso Soriano, 2006]
 Most Home Runs, Season, Switch Hitter27 [Josh Bell, 2021]
 Most Home Runs, Season, As 1B.....38 [Adam Dunn, 2010]
 Most Home Runs, Season, As 2B24 [Jose Vidro, 2000]

Most Home Runs, Season, As 3B.....	34	[Anthony Rendon, 2019]
Most Home Runs, Season, As SS.....	25	[Ian Desmond, 2012]
Most Home Runs, Season, As OF.....	46	[Alfonso Soriano, 2006]
Most Home Runs, Season, As C.....	31	[Gary Carter, 1977]
Most Home Runs, Season, As P.....	2	[FOUR TIMES; last: Stephen Strasburg, 2017]
Most Home Runs, Season, Single Month.....	13	[Vladimir Guerrero, Sept./Oct. 2000 and Bryce Harper, May 2015]
Most Home Runs, Month, March/April.....	11	[Ryan Zimmerman, 2017]
Most Home Runs, Month, May.....	13	[Bryce Harper, 2015]
Most Home Runs, Month, June.....	9	[SEVEN TIMES; last: Anthony Rendon, 2019]
Most Home Runs, Month, July.....	11	[Vladimir Guerrero, 1998]
Most Home Runs, Month, Aug.....	12	[Rusty Staub, 1970 and Vladimir Guerrero, 1999]
Most Home Runs, Month, Sept./Oct.....	13	[Vladimir Guerrero, 2000]
Most Home Runs, Pre All-Star Break.....	27	[Alfonso Soriano, 2006]
Most Home Runs, Post All-Star Break.....	24	[Vladimir Guerrero, 1998 and 1999]
Most Home Runs, Game.....	3	[MANY TIMES; last: Anthony Rendon, April 30, 2017 vs. NYM (W23-5)]
Most First-Inning Lead-Off Home Runs, Career.....	15	[Brad Wilkerson]
Most First-Inning Lead-Off Home Runs, Season.....	9	[Brad Wilkerson, 2004 and Alfonso Soriano, 2006]
Most Multi-Homer Games, Career.....	27	[Ryan Zimmerman]
Most Multi-Homer Games, Season.....	8	[Vladimir Guerrero, 2000]
Most Consecutive Multi-Homer Games.....	2	[MANY TIMES; last: Kyle Schwarber, June 19-20, 2021]
Most Consecutive Plate Appearances with Home Run.....	3	[MANY TIMES; last: Bryce Harper, May 6-8, 2015]
Most Consecutive At-Bats with Home Run.....	3	[MANY TIMES; last: Bryce Harper, May 6-8, 2015]
Most Grand Slams, Career.....	7	[Gary Carter]
Most Grand Slams, Season.....	2	[MANY TIMES; last: Gerardo Parra, 2019]
Most Grand Slams, Game.....	2	[Josh Willingham, July 27, 2009 at MIL (W14-6)]
RBI		
Most RBI, Career.....	1061	[Ryan Zimmerman]
Most RBI, Career, Left-Handed Hitter.....	521	[Bryce Harper]
Most RBI, Career, Right-Handed Hitter.....	1061	[Ryan Zimmerman]
Most RBI, Career, Switch Hitter.....	556	[Tim Lincecum]
Most RBI, Season.....	131	[Vladimir Guerrero, 1999]
Most RBI, Season, Home.....	75	[Vladimir Guerrero, 1999]
Most RBI, Season, Road.....	71	[Andre Dawson, 1983]
Most RBI, Season, Off One Club.....	23	[Hubie Brooks, 1985 against PIT]
Most RBI, Season, Left-Handed Hitter.....	110	[Juan Soto, 2019]
Most RBI, Season, Right-Handed Hitter.....	131	[Vladimir Guerrero, 1999]
Most RBI, Season, Switch Hitter.....	103	[Ken Singleton, 1973]
Most RBI, Season, As 1B.....	106	[Al Oliver, 1982]
Most RBI, Season, As 2B.....	97	[Jose Vidro, 2000]
Most RBI, Season, As 3B.....	126	[Anthony Rendon, 2019]
Most RBI, Season, As SS.....	96	[Hubie Brooks, 1985 and Orlando Cabrera, 2001]
Most RBI, Season, As OF.....	130	[Vladimir Guerrero, 1999]
Most RBI, Season, As C.....	101	[Gary Carter, 1980]
Most RBI, Season, As P.....	12	[Steve Renko, 1971 and Max Scherzer, 2016]
Most RBI, Single Month, Season.....	31	[Hubie Brooks, Sept./Oct. of 1987]
Most RBI, March/April, Season.....	29	[Ryan Zimmerman, 2017]
Most RBI, May, Season.....	29	[Tim Wallach, 1987 and Henry Rodriguez, 1996]
Most RBI, June, Season.....	30	[Moises Alou, 1994]
Most RBI, July, Season.....	28	[Bob Bailey, 1970]
Most RBI, Aug., Season.....	29	[Anthony Rendon, 2019 and Vladimir Guerrero, 1999]
Most RBI, Sept./Oct., Season.....	31	[Hubie Brooks, 1987]
Most RBI, Pre All-Star Break.....	76	[Vladimir Guerrero, 2000]

Most RBI, Post All-Star Break.....	68 [Tony Batista, 2004]
Most RBI, Game.....	10 [Anthony Rendon, April 30, 2017 vs. NYM (W23-5) and Mark Reynolds, July 7, 2018 vs. MIA (W18-4)]
Most Consecutive Games with RBI.....	9 [Ryan Zimmerman, Sept. 3-12, 2012]
Most RBI, Inning.....	6 [Andre Dawson, Sept. 24, 1985 at CHI (W17-15) and Juan Rivera, June 19, 2004 vs. CWS (W6-2)]
Most Multi-RBI Games, Career.....	257 [Ryan Zimmerman]
Most Multi-RBI Games, Season.....	38 [Anthony Rendon, 2019]

WALKS/STRIKEOUTS

Most Walks, Career.....	793 [Tim Raines]
Most Walks, Season.....	145 [Juan Soto, 2021]
Most Walks, 9-inning Game.....	5 [Bryce Harper, Sept. 18, 2018 at MIA (W4-2) and Rodney Scott, April 12, 1980 at PHI (L2-6)]
Most Walks, Extra Innings.....	6 [Bryce Harper, May 8, 2016 at CHI (13 inn., L3-4)]
Most Intentional Walks, Career.....	130 [Vladimir Guerrero]
Most Intentional Walks, Season.....	32 [Vladimir Guerrero, 2002]
Most Intentional Walks, 9-inning Game.....	2 [MANY TIMES; last: Juan Soto, Sept. 8, 2020 vs. TBR (W5-30)]
Most Intentional Walks, Extra Innings.....	3 [Tim Raines, June 15, 1989 at STL (10 inn., L3-4) & Bryce Harper, May 8, 2016 at CHI (13 inn., L3-4)]
Most Strikeouts, Career.....	1384 [Ryan Zimmerman]
Most Strikeouts, Season.....	199 [Adam Dunn, 2010]
Fewest Strikeouts, Season (Min. 502 Plate Appearances).....	29 [Ron Hunt, 1972 and Dave Cash, 1978]
Most Strikeouts, Game.....	5 [SIX TIMES; last: Trea Turner, June 2, 2018 vs. ATL (W5-3)]

STOLEN BASES

Most Stolen Bases, Career.....	635 [Tim Raines]
Most Stolen Bases, Season.....	97 [Ron LeFlore, 1980]
Most Stolen Bases, Game.....	4 [MANY TIMES; last: Michael A. Taylor, June 17, 2018 at TOR (L6-8)]
Most Stolen Bases, Inning.....	2 [MANY TIMES; last: Michael A. Taylor, Sept. 29, 2019 vs. CLE (W8-2)]
Most Consecutive Stolen Bases, Team.....	23 [Sept. 18-25, 1974]
Most Consecutive Stolen Bases Without Being Thrown Out.....	37 [Tim Raines, Sept. 22, 1983-July 6, 1984]
Most Consecutive Games With At Least One Stolen Bases.....	7 [MANY TIMES; last: Marquis Grissom, May 26-June 2, 1991]
Most Times Caught Stealing, Career.....	106 [Tim Raines]
Most Times Caught Stealing, Season.....	23 [Delino DeShields, 1991]
Most Times Caught Stealing, Game.....	2 [MANY TIMES; last: Trea Turner, Aug. 23 at BAL (L1-8)]

MISCELLANEOUS

Most Total Bases, Career.....	3159 [Ryan Zimmerman]
Most Total Bases, Season.....	379 [Vladimir Guerrero, 2000]
Most Total Bases, Game.....	16 [Anthony Rendon, April 30 2017 vs. NYM (W23-5)]
Most Times Hit By Pitch, Career.....	114 [Ron Hunt]
Most Times Hit By Pitch, Season.....	50 [Ron Hunt, 1971]
Most Times Hit By Pitch, Game.....	2 [MANY TIMES; last: Victor Robles, Aug. 3, 2019 at ARI (L7-18)]
Most Sacrifice Flies, Career.....	71 [Andre Dawson]
Most Sacrifice Flies, Season.....	18 [Andre Dawson, 1983]
Most Sacrifice Flies, Game.....	2 [MANY TIMES; last: Anthony Rendon, Sept. 24, 2019 vs. PHI GMI (W4-1)]
Most Sacrifice Bunts, Career.....	101 [Steve Rogers]
Most Sacrifice Bunts, Season.....	23 [Larry Lintz, 1974]
Most Sacrifice Bunts, Game.....	3 [NINE TIMES; last: Gio Gonzalez, May 2, 2015 at NYM (W1-0)]
Most GIDP, Career.....	203 [Ryan Zimmerman]
Most GIDP, Season.....	27 [John Bateman in 1971 and Ken Singleton in 1973]
Most GIDP, 9-inning Game.....	3 [Ryan Zimmerman, June 21, 2011 vs. SEA (W6-5)]
Most GIDP, Game, Extra Innings.....	3 [Fernando Seguinol, April 26, 2001 at STL (15 inn., W4-3)]
Most Pinch-Hit Appearances, Career.....	335 [Wallace Johnson]
Most Pinch-Hit Appearances, Season.....	82 [Jose Morales in 1976]
Most Pinch Hits, Career.....	78 [Wallace Johnson]

Most Pinch Hits, Season.....	25 [Jose Morales in 1976]
Highest Pinch-Hit Batting Average, Career (50 Pinch-Hit AB Min.).....	.346 [Jamey Carroll]
Highest Pinch-Hit Batting Average, Season (10 Pinch-Hit Minimum).....	.545 [Otis Nixon, 1988]
Most Pinch-Hit Home Runs, Career.....	5 [Jose Morales]
Most Pinch-Hit Home Runs, Season.....	4 [Hal Breeden, 1973 and Adam Lind, 2017]
Most Pinch-Hit RBI, Career.....	47 [Jose Morales]
Most Pinch-Hit RBI, Season.....	24 [Jose Morales, 1976]

Most Hits By A Pitcher, Career.....	122 [Steve Rogers]
Most Hits By A Pitcher, Season.....	24 [Steve Renko, 1973]
Most Home Runs By A Pitcher, Career.....	6 [Steve Renko]
Most Home Runs By A Pitcher, Season.....	2 [FOUR TIMES; last: Stephen Strasburg, 2017]

Most Hits By A Pitcher, Game.....	3 [MANY TIMES; last: Stephen Strasburg, July 18, 2019 at ATL (W13-4)]
Most RBI By A Pitcher, Game.....	5 [Stephen Strasburg, July 18, 2019 at ATL (W13-4)]

ROOKIES

Highest Batting Average, Season (Min. 300 At-Bats).....	.342 [Trea Turner, 2016]
Highest On-Base Percentage, Season (Min. 300 At-Bats).....	.406 [Juan Soto, 2018]
Highest Slugging Percentage, Season (Min. 300 At-Bats).....	.567 [Trea Turner, 2016]

Most Games, Season.....	158 [Danny Espinosa, 2011]
Most At-Bats, Season.....	620 [Warren Cromartie, 1977]
Most Runs, Season.....	98 [Bryce Harper, 2012]
Most Hits, Season.....	176 [Ryan Zimmerman, 2006]
Most Home Runs, Season.....	22 [Bryce Harper, 2012 and Juan Soto, 2018]
Most RBI, Season.....	110 [Ryan Zimmerman, 2006]
Most Stolen Bases, Season.....	71 [Tim Raines, 1981]
Longest Consecutive-Game Hitting Streak.....	17 [Ryan Zimmerman, June 28-July 18, 2006]

CATEGORY	INDIVIDUAL PITCHING	RECORD
----------	---------------------	--------

GAMES

Most Appearances, Career.....	425 [Tim Burke]
Most Appearances, Season.....	92 [Mike Marshall, 1973]

GAMES STARTED

Most Starts, Career.....	393 [Steve Rogers]
Most Starts, Season.....	40 [Steve Rogers, 1977]

INNINGS

Most Innings Pitched, Career.....	2837.2 [Steve Rogers]
Most Innings Pitched, Season, Starter.....	301.2 [Steve Rogers, 1977]
Most Innings Pitched, Season, Reliever.....	179.0 [Mike Marshall, 1973]
Most Innings Pitched, Game, Starter.....	11.2 [Bill Stoneman, Sept. 1, 1972 at CIN (L0-1)]
Most Innings Pitched, Game, Reliever.....	8.1 [Mike Marshall, Sept. 7, 1973 vs. NYM (G2, L2-4)]

WINS

Most Wins, Career.....	158 [Steve Rogers]
Most Wins, Season.....	21 [Gio Gonzalez, 2012]
Most Wins, Season, Home.....	13 [Ross Grimsley, 1978]
Most Wins, Season, Road.....	13 [Steve Rogers, 1982]

Highest Winning Percentage, Career (Minimum 30 Decisions).....	.676 [Kirk Rueter, 25-12, 1993-1996]
Highest Winning Percentage, Season (Minimum 15 Decisions).....	.789 [Stephen Strasburg, 15-4 in 2016 and 2017]

Most Wins, Pre All-Star Break.....	13 [Charlie Lea, 1984 and Ken Hill, 1994]
Most Wins, Post All-Star Break.....	13 [Dale Murray, 1975]

Most Relief Wins, Career.....	42 [Tim Burke]
Most Relief Wins, Season.....	15 [Dale Murray, 1975]

Most Consecutive Wins, Starter.....	16 [Stephen Strasburg, Sept. 15, 2015-July 15, 2016]
-------------------------------------	--

Most Consecutive Wins, Reliever 10 [Andy McGaffigan, Aug. 13, 1987-April 4, 1989]

LOSSES

Most Losses, Career 152 [Steve Rogers]

Most Losses, Season 22 [Steve Rogers, 1974]

Most Relief Losses, Career 37 [Jeff Reardon]

Most Relief Losses, Season 12 [Luis Ayala, 2004]

Most Consecutive Losses, Starter 11 [Ray Burris, April 11-Aug. 21, 1982]

Most Consecutive Losses, Reliever 8 [Dale Murray, April 22-July 18, 1976 and Sean Burnett, Aug. 18, 2009-Aug. 18, 2010]

ERA

Lowest ERA, Career (Min. 500 IP) 2.61 [Tim Burke]

Lowest ERA, Season (among those qualified) 1.90 [Pedro Martinez, 1997]

COMPLETE GAMES

Most Complete Games, Career 129 [Steve Rogers]

Most Complete Games, Season 20 [Bill Stoneman, 1971]

Most Consecutive Complete Games 7 [Bill Stoneman, July 6-Aug. 20, 1971]

SHUTOUTS

Most Shutouts, Career 37 [Steve Rogers]

Most Shutouts, Season 5 [FIVE TIMES, last Carlos Perez, 1997]

Most Consecutive Starts Resulting In Shutouts 3 [Woodie Fryman, April 16-May 3, 1975]

NO-HITTERS

Most No-Hitters, Career 2 [Bill Stoneman and Max Scherzer]

Most No-Hitters, Season 2 [Max Scherzer, June 20, 2015 vs. PIT and Oct. 3, 2015 at NYM]

PERFECT GAME

Most Perfect Games, Career 1 [Dennis Martinez, July 28, 1991 at LAD (W2-0)]

CONSECUTIVE SCORELESS INNINGS

Most Consecutive Scoreless Innings 35.0 [Stephen Strasburg, Aug. 29-Sept. 17, 2017]

Most Consecutive Scoreless Innings, Starter 35.0 [Stephen Strasburg, Aug. 29-Sept. 17, 2017]

Most Consecutive Scoreless Innings, Reliever 29.1 [Mike Marshall, July 22-Aug. 22, 1972]

HITS ALLOWED

Most Hits Allowed, Career 2,619 [Steve Rogers]

Most Hits Allowed, Season 281 [Carl Morton, 1970]

Most Hits Allowed, Game 15 [John Dopson, July 3, 1988 vs. ATL (W9-2)]

RUNS ALLOWED

Most Runs Allowed, Career 1,122 [Steve Rogers]

Most Runs Allowed, Season 139 [Steve Rogers, 1974]

Most Runs Allowed, Game 10 [NINE TIMES; last: Joe Ross, April 19, 2021 vs. STL (L12-5)]

EARNED RUNS ALLOWED

Most Earned Runs Allowed, Career 1,001 [Steve Rogers]

Most Earned Runs Allowed, Season 126 [Steve Rogers, 1974]

Most Earned Runs Allowed, Game 10 [NINE TIMES; last: Joe Ross, April 19, 2021 vs. STL (L12-5)]

HOME RUNS ALLOWED

Most Home Runs Allowed, Career 155 [Javier Vazquez]

Most Home Runs Allowed, Season 37 [Patrick Corbin 2021]

Most Home Runs Allowed, Game 4 [MANY TIMES; last: Joe Ross, April 19, 2021 vs. STL (L12-5)]

Most Home Runs Allowed, Inning 3 [MANY TIMES; last: Sean Doolittle, Aug. 17, 2019 vs. MIL (9th inn., L14-15)]

HIT BATSMEN

Most Hit Batsmen, Career 52 [Dennis Martinez]

Most Hit Batsmen, Season 18 [Ramon Ortiz, 2006]

Most Hit Batsmen, Game 4 [Livan Hernandez, July 20, 2005 vs. COL (L2-3)]

WALKS

Most Walks, Career 876 [Steve Rogers]
 Most Walks, Season 146 [Bill Stoneman, 1971]
 Fewest Walks, Season (Min. 162 Innings)..... 24 [Doug Fister, 2014]
 Most Walks, Game..... 10 [Ernie McAnally, Sept. 23, 1971 vs. PHI (L4-6)]

STRIKEOUTS

Most Strikeouts, Career 1718 [Stephen Strasburg]
 Most Strikeouts, Career, Left-Handed Pitcher 1215 [Gio Gonzalez]
 Most Strikeouts, Career, Right-Handed Pitcher 1718 [Stephen Strasburg]
 Most Strikeouts, Career, Starter 1718 [Stephen Strasburg]
 Most Strikeouts, Career, Reliever 522 [Tyler Clippard]
 Most Strikeouts, Season 305 [Pedro Martinez, 1997]
 Most Strikeouts, Season, Left-Handed Pitcher 238 [Patrick Corbin, 2019]
 Most Strikeouts, Season, Right-Handed Pitcher 305 [Pedro Martinez, 1997]
 Most Strikeouts, Season, Starter 305 [Pedro Martinez, 1997]
 Most Strikeouts, Season, Reliever 124 [Mike Marshall, 1973]
 Most Strikeouts, Game 20 [Max Scherzer, May 11, 2016 vs. DET (W3-2)]
 Most Strikeouts, Game, Left-Handed Pitcher 14 [Jeff Fassero, Aug. 11, 1996 vs. CHI (W4-3)]
 Most Strikeouts, Game, Right-Handed Pitcher 20 [Max Scherzer, May 11, 2016 vs. DET (W3-2)]
 Most Strikeouts, Game, Starter 20 [Max Scherzer, May 11, 2016 vs. DET (W3-2)]
 Most Strikeouts, Game, Reliever 8 [SIX TIMES; last: Britt Reames, July 27, 2002 vs. FLA (L2-7)]
 Most Strikeouts, Inning 4 [Steve Kline, Aug. 17, 1999 at SFG (7th inn., W2-1); Jon Rauch, April 26, 2006 vs. CIN (8th inn., L0-5)]
 Most Consecutive Strikeouts 9 [Max Scherzer, Oct. 3, 2015 at NYM (W2-0)]

WILD PITCHES

Most Wild Pitches, Career 87 [Steve Rogers]
 Most Wild Pitches, Season 19 [Steve Renko, 1974]
 Most Wild Pitches, Game 6 [Bill Gullickson, April 10, 1982 at PHI (W11-3)]

SAVES

Most Saves, Career 152 [Jeff Reardon]
 Most Saves, Season 47 [Chad Cordero, 2005]
 Most Saves, Pre All-Star Break 31 [Chad Cordero, 2005]
 Most Saves, Post All-Star Break 24 [Mel Rojas 1996]
 Most Consecutive Appearances Earning a Save 15 [Chad Cordero, June 5-July 2, 2005]
 Most Consecutive Team Games Earning a Save 5 [Steve Kline, June 1-5, 2000]
 Most Consecutive Successfully Converted Save Opportunities 26 [Chad Cordero, April 26, 2005-July 2, 2005]

BALKS

Most Balks, Career 21 [Dennis Martinez]
 Most Balks, Season 10 [Dennis Martinez and Pascual Perez, 1988]
 Most Balks, Game 2 [MANY TIMES; last: Stephen Strasburg, Sept. 8, 2013 at MIA (W6-4)]

ROOKIES

Most Games 79 [Gary Majewski, 2005]
 Most Starts 37 [Carl Morton, 1970]
 Most Innings Pitched 284.2 [Carl Morton, 1970]
 Most Wins 18 [Carl Morton, 1970]
 Lowest ERA (Minimum 100.0 Innings) 1.54 [Steve Rogers, 1973]
 Most Complete Games 10 [Carl Morton, 1970]
 Most Shutouts 4 [Carl Morton, 1970]
 Most Saves 14 [Chad Cordero, 2004]
 Most Strikeouts 161 [Balor Moore, 1972]

CATEGORY INDIVIDUAL FIELDTNG RECORD

FIELDTNG PERCENTAGE

Highest Fielding Percentage, Career (Minimum 250 games)

1B995 [David Segui]
2B.....	.989 [Danny Espinosa]
3B.....	.971 [Anthony Rendon]
SS.....	.984 [Spike Owen]
OF.....	.995 [Denard Span]
C.....	.994 [Wilson Ramos]
P.....	.990 [Luis Ayala]

Highest Fielding Percentage, Season (Among those who qualified)

1B997 [David Segui, 1995]
2B.....	.992 [Wilmer Difo, 2018]
3B.....	.981 [Anthony Rendon, 2018]
SS.....	.989 [Spike Owen, 1990]
OF.....	1.000 [Denard Span, 2013; Victor Robles, 2020; Juan Soto, 2020]
C.....	1.000 [Kurt Suzuki, 2020]
P.....	1.000 [MANY PLAYERS; last: Erick Fedde, 2021]

PUTOUTS

Most Putouts, Career

1B	7893 [Andres Galarraga]
2B.....	1801 [Jose Vidro]
3B.....	1354 [Tim Wallach]
SS.....	1442 [Chris Speier]
OF.....	3554 [Andre Dawson]
C.....	7345 [Gary Carter]
P.....	237 [Steve Rogers]

Most Putouts, Season

1B	1464 [Andres Galarraga, 1988]
2B.....	362 [Dave Cash, 1978]
3B.....	162 [Tim Wallach, 1984]
SS.....	291 [Chris Speier, 1982]
OF.....	435 [Andre Dawson, 1983]
C.....	1094 [Wilson Ramos, 2016]
P.....	30 [Steve Rogers, 1974]

ASSISTS

Most Assists, Career

1B	592 [Andres Galarraga]
2B.....	2737 [Jose Vidro]
3B.....	3285 [Tim Wallach]
SS.....	2551 [Chris Speier]
OF.....	103 [Andre Dawson]
C.....	843 [Gary Carter]
P.....	462 [Steve Rogers]

Most Assists, Season

1B	118 [Al Oliver, 1983]
2B.....	464 [Danny Espinosa, 2011]
3B.....	383 [Tim Wallach, 1985]
SS.....	514 [Orlando Cabrera, 2001]
OF.....	24 [Ellis Valentine, 1978 and Warren Cromartie, 1978]
C.....	108 [Gary Carter, 1980]
P.....	63 [Steve Rogers, 1977]



ERRORS

Most Errors, Career	
1B	73 [Andres Galarraga]
2B	71 [Jose Vidro]
3B	199 [Tim Wallach]
SS	147 [Ian Desmond]
OF	87 [Vladimir Guerrero]
C	73 [Gary Carter]
P	31 [Steve Rogers]
Most Errors, Season	
1B	19 [Al Oliver, 1982 and Lee Stevens, 2001]
2B	27 [Delino DeShields, 1991]
3B	35 [Larry Parrish, 1975]
SS	34 [Ian Desmond, 2010]
OF	19 [Vladimir Guerrero, 1999]
C	15 [John Bateman, 1970]
P	7 [MANY TIMES; last: Steve Rogers, 1977]
Most Errors, Game	
1B	3 [Michael Morse, July 15, 2011 at ATL (L1-11)]
2B	3 [THREE TIMES; last: Randy Ready, Sept. 10, 1993 vs. CIN (10 inn., W4-3)]
3B	3 [FIVE TIMES; last: Ryan Zimmerman, Sept. 7, 2007 at ATL (L1-7)]
SS	4 [Chris Speier, May 12, 1981 at LAD (L0-5)]
OF	2 [MANY TIMES; last: Justin Maxwell, Oct. 1, 2010 at NYM, (10 inn., L1-2)]
C	3 [Jeff Reed, July 28, 1987 at CHI (L3-8)]

TRIPLE YOUR PLEASURE

It took 1,882 games, and more than 11 seasons in D.C. before the Nationals experienced the thrill of turning a triple play.

On July 29, 2016 at AT&T Park in San Francisco, the Nationals clung to a 4-1 lead in the bottom of the eighth inning. The Giants loaded the bases with nobody out, bringing the dangerous Brandon Crawford to the plate. Dusty Baker brought lefty Sammy Solis in to pitch and bolstered his defense, inserting shortstop Danny Espinosa and first baseman Ryan Zimmerman behind Solis. Some may be inclined to refer to this as a "triple switch," but Espinosa was inserted straight up for Wilmer Difo, while Solis and Zimmerman entered on a "double switch."

Crawford ripped a line drive directly at Zimmerman, who was playing the line to prevent an extra base hit. Zimmerman caught the line drive and stepped on first base to double off Buster Posey. Former National Denard Span read the line drive off the bat as a base hit and broke from third base, assuming he would trot home. Zimmerman calmly tossed the ball across the diamond, where Anthony Rendon was waiting near the bag. He caught it, stepped on third base and completed the first triple play in Washington Nationals history (2005-present). It was also the first 3-3-5 triple play in Major League history.

Beyond that historic night, below are some notes on where the triple play fits into Washington's baseball history:

THE LAST TIME A D.C.-BASED TEAM HIT INTO A TRIPLE PLAY: May 19, 2010 vs. NYM. Cristian Guzman laced a sinking liner to center field that resulted in an unconventional 8-2-6-3 triple play. Angel Pagan retired Guzman by snagging the line drive, but Pagan's throw to second base was off target and bounced toward the mound, where the catcher Henry Blanco raced to scoop it up. Blanco immediately fired the ball to shortstop Jose Reyes at second base to double off Livan Hernandez. Reyes then gunned the ball to first baseman Ike Davis, who toed the bag to "triple" off Nyjer Morgan, who began the play at first base.

THE LAST TRIPLE PLAY TURNED BY THE WASHINGTON SENATORS: July 30, 1968 at Cleveland Stadium. It was an unassisted triple play turned by Ron Hansen, who caught Joe Azcue's popup before tagging Dave Nelson (began play on second base) and Russ Snyder (began play on first base) out in sequence to cap the bottom of the first inning.

THE LAST TIME A DC-BASED TEAM TURNED A TRIPLE PLAY IN A HOME GAME: April 24, 1954 vs. BOS. With runners on first (Billy Goodman) and second (Tom Brewer) base, BOS' Karl Olsen popped up a bunt and the AL Nationals turned a 1-6-3 triple play as left-handed pitcher Mickey McDermott and shortstop Mel Hoderlein each recorded a putout and an assist on the play. First baseman Roy Sievers finished feat with a putout.

**WASHINGTON NATIONALS
HISTORY AND RECORDS**



WASHINGTON NATIONALS ALL-TIME ROSTER

NOTE: 400 players appeared in at least one game with the Washington Nationals in 16 seasons (2005-21).

PLAYERS / PITCHERS BY SEASON

2005	55 total / 25 pitchers
2006	57 total / 29 pitchers
2007	47 total / 26 pitchers
2008	50 total / 25 pitchers
2009	55 total / 30 pitchers
2010	46 total / 26 pitchers
2011	44 total / 24 pitchers
2012	43 total / 19 pitchers
2013	44 total / 21 pitchers
2014	40 total / 18 pitchers
2015	44 total / 24 pitchers
2016	43 total / 24 pitchers
2017	49 total / 24 pitchers
2018	53 total / 31 pitchers
2019	50 total / 31 pitchers
2020	45 total / 24 pitchers
2021	60 total / 33 pitchers

A (17)

ABAD, Fernando	2013
ABREU, Winston	2007
ADAMS, Austin	2017-18
ADAMS, Riley	2013
ADAMS, Matt	2018-19
ADON, Joan	2021
ALBALADEJO, Jonathan	2007
ALBERS, Matt	2017
ANDERSON, Marlon	2009
ANKEL, Rick	2011-12
ARMAS, Jr., Tony	2005-06
ARTEAGA, Humberto	2021
ASTAFIO, Pedro	2016
ATLANO, Luis	2010
AVILA, Alex	2021
AVILAN, Luis	2021
AYALA, Luis	2005, 2007-08

B (39)

BACSKI, Mike	2007
BACUS, Dakota	2020
BAERGA, Carlos	2005
BALDONADO, Alberto	2021
BALESTER, Collin	2009-11
BARD, Josh	2009
BARRACLOUGH, Kyle	2019
BARREIRA, Tres	2019, 2021
BARRETT, Aaron	2014-16, 2019-20
BATISTA, Miguel	2010
BATISTA, Tony	2007
BAUTISTA, Rafael	2017
BEIMEL, Joe	2009
BELISLE, Matt	2016
BELL, Josh	2021
BELLIARD, Ronnie	2007-09
BENNETT, Gary	2005
BERGMANN, Jason	2005-10
BERNADINA, Roger	2008-15
BISENIS, Joe	2010
BIXLER, Brian	2011
BLANCO, Tony	2005
BLANTON, Jose	2017
BLAZEK, Michael	2019
BLEVINS, Jerry	2014
BONIFACIO, Emilio	2008, 2020
BOOKER, Chris	2006-07
BOONE, Aaron	2008
BOURQUE, James	2019-20
BOWIE, Micah	2006-07
BRAV, Bill	2006
BRAYMER, Ben	2020
BRODERICK, Brian	2011
BROWN, Corey	2011-13
BRUNKE, Brian	2010
BRUNY, Jamie	2009-10
BURNETT, Sean	2009-12, 2015
BURRIS, Emmanuel	2016
BYRD, Marlon	2005-06

C (33)

CABRERA, Astrubal	2014, 2019-20
CABRERA, Daniel	2009
CAMPBELL, Brett	2006
CAPPS, Matt	2007
CARPENTER, David	2015
CARRASCO, Hector	2005
CARROLL, Brett	2012
CARROLL, Jamey	2019
CASTILLA, Vinny	2005
CASTO, Roy	2007-08
CASTRO, Bernie	2006
CASTRO, Xavier	2020-21
CEBENO, Roy	2015-19
CEPKICKY, Matt	2005
CHAVEZ, Endy	2005
CHICO, Matt	2007-08, 2010
CHURCH, Ryan	2005-07
CINTRON, Alex	2009
CLAY, Sam	2021
CLAYTON, Royce	2006
CLIPPAUD, Tyler	2008-14
COFFEY, Todd	2011
COLLINS, J.J.	2015-17
COLLINS, Tim	2018
COLOME, Jesus	2007-09
CORA, Alex	2011
CORBIN, Patrick	2019-21
CORCORAN, Roy	2006-07
CORDERO, Chad	2005-08
CORDERO, Jimmy	2018

CORDERO, Wilfredo	2005
CROWE, Wil	2020
CRUZ, David	2005

D (20)

DAVIS, Erik	2013
DAVIS, J.J.	2005
DAY, Zach	2005-06
DE AZA, Alejandro	2017
DE LOS SANTOS, Abel	2015
DeJESUS, David	2013
deROSA, Mark	2012
DEN DEKKER, Matt	2015-16
DESMOND, Ian	2009-15
DETWILER, Ross	2007, 2009-14
DIFO, Wilmer	2015-19
DOBBS, Greg	2014
DODDLETT, Sean	2017-20
DORTA, Melvin	2006
DOZIER, Brian	2019
DRESE, Ryan	2005-06
DREW, Stephen	2016-17
DUKE, ZACH	2012-13
DUMES, Elijah	2008-09
DUNN, Adam	2009-10

E (11)

EATON, Adam	2017-20
EISCHEN, Joey	2009-16
ELLIS, Ronen	2015
ENGLISH, Jesse	2010
ESCOBAR, Alcides	2021
ESCOBAR, Alex	2006
ESCOBAR, Yurnel	2015
ESPINO, Paolo	2015
ESPINOSA, Danny	2010-16
ESTRADA, Johnny	2008
ESTRADA, Marco	2008-09

F (7)

FEDDE, Erick	2017-21
FICK, Robert	2006-07
FINNEGAN, Kyle	2020-21
FISTER, Doug	2014-15
FLORES, Jesus	2007-09, 2011-13
FRANSEN, Kevin	2014
FREEMAN, Sam	2020

G (24)

GARTE, Victor	2009
GARCIA, Christian	2012
GARCIA, Luis	2020-21
GAUDIN, Chad	2011
GILLOTTI, Lucas	2016
GLOVER, Koda	2016-19
GONZALEZ, Tyrell	2017
GOMES, Yan	2019-21
GOMES, Jonny	2011
GONZALEZ, Alberto	2008-10
GONZALEZ, Michael	2012
GONZALEZ, Gio	2012-18
GONZALEZ, Wiki	2006
GODWIN, Brian	2016-18
GORZELANNY, Tom	2017
GOTT, Trevor	2016-18
GRACE, Matt	2011-19
GRAY, Josiah	2021
GREEN, Grant	2017
GRYBOSKI, Kevin	2006
GUERRA, Jays	2019-21
GUILLEN, Jose	2005-06
GUTHRIE, Jeremy	2017
GUZMAN, Cristian	2005, 2017-10

H (28)

HAIRSTON Jr., Jerry	2011
HAIRSTON, Scott	2013-14
HALAMA, John	2005
HAMMONDS, Jeffrey	2005
HAND, Brad	2021
HANRAHAN, Joel	2007-09
HAREN, Dan	2013
HARPER, Brandon	2006
HARPER, Bryce	2012-18
HARRIS, Ryan	2012
HARRIS, Brendan	2005-06
HARRIS, Will	2020
HARRIS, Willie	2008-10
HARRISON, Josh	2020-21
HEISEY, Chris	2016
HENKINSON, Jeremy	2018-19
HERRANDEZ, Anderson	2008-09
HERNANDEZ, Livan	2005-06, 2009-11
HERNANDEZ, Yadiel	2020-21
HERRERA, Kevin	2019-21
HILL, Shawn	2006-08
HILL, Taylor	2014-15
HINCKLEY, Mike	2008-09
HOLLAND, Greg	2018
HOLT, Brock	2020
HORGAN, Joe	2005
HUDSON, Daniel	2019-21
HUGHES, Travis	2005-06

I (1)

J (8)

JACKSON, Damian	2006
JACKSON, Edwin	2012, 2017
JAKSIS, Casey	2015
JENNINGS, Dan	2019
JIMENEZ, D'Angelo	2007
JOHNSON, Nick	2005-06, 2008-09
JOHNSON, Reed	2015
JORDAN, Taylor	2015-17

K (16)

KARNS, Nathan	2013
KEARNS, Austin	2006-09
KELLEY, Shawn	2016-18
KELLY, Kenny	2005

KENDRICK, Howie	2017-20
KENNEDY, Adam	2010
KENSING, Logan	2008
KIEBOOM, Spencer	2016, 2018-19
KIEBOOM, Carter	2019-21
Kim, Sun-woo	2005
KIMBALL, Cole	2011
KING, Ray	2007-08
KINLER, Brandon	2017-18
KLOBOSITS, Gabe	2021
KOBERNUS, Jeff	2013-14
KROL, Ian	2013

L (20)

LANGERHANS, Ryan	2007-08
LANNAN, John	2007-12
LaROCHE, Adam	2011-14
LAITOS, Mat	2016
LeCROY, Matthew	2006
LEDEZMA, Wil	2009
LEON, Sandy	2012-14
LESTER, Jon	2021
LIDGE, Brad	2012
LIND, Adam	2017
LOAIZA, Esteban	2005
LOBATON, Jose	2014-17
LOBSTEIN, Kyle	2021
LO DUCA, Paul	2008
LOMBARDI, Mike	2006-09
LOMBARD, George	2006
LOMBARDOZZI, Steve	2011-13
LOPEZ, Felipe	2006-08
LOPEZ, Reynaldo	2016
LUCROY, Jonathan	2021

M (54)

MacDOUGAL, Mike	2009
MACHADO, Andres	2021
MACHADO, Rob	2008
MADSON, Ryan	2017-18
MAJEWSKI, Gary	2005-06
MALDONADO, Carlos	2010, 2012
MANNING, Charlie	2008
MARQUIS, Jason	2010-12
MARRERO, Chris	2011, 2013
MARTIN, J.D.	2009-10
MARTIN, Rafael	2015
MARTIS, Sharon	2008-09
MATEO, Henry	2005-06
MATOS, Luis	2006
MATTHEWS, Ryan	2011-14
MAXWELL, Justin	2007, 2009-10
MATA, Yunesky	2010-11, 2015
McGOWIN, Kyle	2018-21
McLOUTH, Nate	2014
MELANCON, Mark	2016
MENCH, Kevin	2011
MERCER, Jordy	2020
MILLEDGE, Lastings	2008-09
MILLER, Justin	2018, 2021
MILONE, Tommy	2019-11, 2021
MOCK, Garrett	2008-10
MONTERO, Miguel	2018
MONTEZ, Luis	2008
MOORE, Tyler	2012-15
MORGAN, Nyjer	2009-10
MORSE, Mike	2009-12
MUNOZ, Arnie	2009
MURPHY, Daniel	2016-18
MURPHY, Patrick	2021

N (6)

NADY, Xavier	2012
NIEVES, Julian	2008-10
NITKOWSKI, C.J.	2005
NIX, Laynce	2011
NOLIN, Sean	2021
NOLL, Jake	2019-20, 2021

O (8)

O'CONNOR, Mike	2006, 2008
OHKA, Tomo	2005
OHLENDORF, Ross	2013
OLIV, Scott	2009-10
ORR, Pete	2008-09
ORTIZ, Ramon	2006
OSIK, Keith	2005
OSUNA, Antonio	2005

P (15)

PADILLA, Jorge	2009
PAPELBON, Jonathan	2015-16
PARRA, Gerardo	2019, 2021
PATTERSON, Corey	2009
PATTERSON, John	2010
PEACOCK, Brad	2011
PENA, Willy Mo	2007-08
PERALTA, Joel	2010
PEREZ, Beltran	2006
PEREZ, Eury	2012-13
PEREZ, Hernan	2021
PEREZ, Odalis	2008
PEREZ, Oliver	2016-17
PERRY, Ryan	2012
PETTI, Yuzmero	2016

Q (0)

None

R (30)

RABURN, Ryan	2017
RAINEY, Tanner	2019-21
RAMIREZ, Santiago	2006
RAMOS, Wilson	2010-16
RASNER, Darrell	2005
RAULI, Jon	2005-08
READ, Randy	2017, 2019
REDDING, Tim	2007-08
REETZ, Jackson	2021
RENDON, Anthony	2013-19
RESTOVICH, Michael	2007

REVERE, Ben	2016
REYNOLDS, Mark	2018
REYNOLDS, Matt	2018
RIVERA, Rene	2017
RIVERA, Saul	2006-09
RIVERO, Felipe	2015-16
ROARK, Tanner	2013-18
ROBINSON, Clint	2015-16
ROBLES, Victor	2017-21
RODRIGUEZ, Felix	2006
RODRIGUEZ, Henry	2011-13
RODRIGUEZ, Ivan	2010-11
RODRIGUEZ, Jeff	2018, 2021
ROGERS, Josh	2017-21
ROMERO, Enny	2017-18
ROMERO, Jhon	2021
ROMERO, Seth	2020
ROSENTHAL, Trevor	2019
ROSS, Joe	2015-19, 2021
RUIZ, Keibert	2021
RZEPczynski, Marc	2016

S (38)

SANCHEZ, Brian	2008
SANCHEZ, Adrian	2017-19, 2021
SANCHEZ, Anibal	2019-20
SANCHEZ, Max	2015-21
SCHERHOLTZ, Nate	2014
SCHNEIDER, Steve	2005-07
SCHRODER, Chris	2006-08
SCHWARBER, Kyle	2021
SEGOVIA, Zack	2009
SESTALMANN, Jose	2010-11
SEVERINO, Pedro	2015-18
SHELL, Steven	2008-09
SHORT, Rick	2005
SIERRA, Moises	2018
SIMONETTI, Jason	2007
SIPP, Tony	2019
SLATON, Doug	2010-11
SLEDGE, Terrell	2005
SMELLING, Chris	2007
SOLARIS, Jonathan	2013
SOLIS, Sammy	2015-18
SORIANO, Alfonso	2006
SORIANO, Rafael	2013-14
SOSA, Jorge	2009
SOTO, Jose	2007
SOUSA JR., Steven	2014
SPAN, Denard	2013-15
SPEIGNER, Levalle	2007-08
SPIVEY, Junior	2005
STAIRS, Matt	2011
STAMMEN, Craig	2009-15
STANTON, Mike	2005-06
STEVENSON, Andrew	2017-21
STOREN, Drew	2010-11
STRASSER, Stephen	2010-21
STRICKLAND, Hunter	2019
SUERO, Wander	2018-21
SUZUKI, Kiri	2012-13, 2019-20

T (14)

TAVAREZ, Julian	2009
TAVERAS, Willy	2010
TAYLOR, Michael A.	2014-20
THAMES, Eric	2020
THOMAS, Jonathan	2021
THOMPSON, Mason	2021
THORNTON, Matt	2014-15
TORRES, Carlos	2018
TRABER, Billy	2006-07
TRACY, Chad	2012-13
TREINEN, Blake	2014-17
TUCKER, T.J.	2005
TURNER, Jacob	2011
TURNER, Tre	2019-21

U (1)

UGLA, Dan

V (6

WASHINGTON NATIONALS INDIVIDUAL AWARDS

NATIONAL LEAGUE MOST VALUABLE PLAYER

YEAR	PLAYER	STATS
2015	Bryce Harper	.330, 38 2B, 42 HR, 99 RBI, 124 BB, 118 R

NATIONAL LEAGUE CY YOUNG AWARD

YEAR	PLAYER	STATS
2016	Max Scherzer	20-7, 2.96
2017	Max Scherzer	16-6, 2.51

NATIONAL LEAGUE MANAGER OF THE YEAR

YEAR	MANAGER	AWARDED BY
2012	Davey Johnson	BBWAA
2014	Matt Williams	BBWAA

NATIONAL LEAGUE ROOKIE OF THE YEAR

YEAR	PLAYER	STATS
2012	Bryce Harper	.270, 26 2B, 22 HR, 59 RBI, 18 SB, 98 R

NATIONAL LEAGUE BATTING TITLE

YEAR	PLAYER	STATS
2020	Juan Soto	.351 Batting Average

EXECUTIVE OF THE YEAR

YEAR	EXECUTIVE	AWARDED BY
2012	Mike Rizzo (GM)	Boston Chapter of the BBWAA
2019	Mike Rizzo (GM)	Baseball America
2019	Mike Rizzo (GM)	Boston Chapter of the BBWAA

POSTSEASON

YEAR	PLAYER	ROUND
2019	Howie Kendrick	National League Championship Series MVP
2019	Stephen Strasburg	World Series MVP
2019	Soto / Strasburg	Babe Ruth Postseason MVP (BBWAA)

HANK AARON AWARD

YEAR	PLAYER	AWARDED BY
2015	Bryce Harper (OF)	Major League Baseball

NATIONAL LEAGUE COMEBACK PLAYER OF THE YEAR

YEAR	PLAYER	STATS
2007	Dmitri Young (MLB/MLBPA)	.320, 38 2B, 13 HR, 74 RBI, .378 OBP
2016	Anthony Rendon (MLB)	.270, 38 2B, 20 HR, 85 RBI, .348 OBP
2017	Ryan Zimmerman (MLBPA)	.303, 33 2B, 36 HR, 108 RBI, .573 SLG

WARREN SPAHN AWARD

YEAR	PLAYER	STATS
2012	Gio Gonzalez	21-8, 2.89 ERA, 207 SO, 1.129 WHIP
2019	Patrick Corbin	14-7, 3.25 ERA, 238 SO, 1.183 WHIP

ALL-MLB TEAM

YEAR	PLAYER	TEAM
2019	Anthony Rendon (3B)	First Team
2019	Max Scherzer (SP)	First Team
2019	Stephen Strasburg (SP)	First Team
2019	Juan Soto (OF)	Second Team
2020	Juan Soto (OF)	First Team
2021	Juan Soto	First Team

MLBPA PLAYERS CHOICE AWARDS

YEAR	PLAYER(S)	AWARD
2007	Dimitri Young	NL Comeback Player of the Year
2015	Bryce Harper	NL Most Outstanding Player
2016	Daniel Murphy	NL Most Outstanding Player
2017	Max Scherzer	NL Most Outstanding Pitcher
2017	Ryan Zimmerman	NL Comeback Player of the Year
2019	Anthony Rendon	NL Most Outstanding Player

NATIONAL LEAGUE ALL-STAR

YEAR	PLAYER(S)	ALL-STAR GAME SITE
2005	Livan Hernandez (RHP), Chad Cordero (RHP)	DET
2006	Alfonso Soriano* (OF)	PIT
2007	Dmitri Young (1B)	SFG
2008	Cristian Guzman (SS)	NYN
2009	Ryan Zimmerman (3B)	STL
2010	Matt Capps (RHP)	LAA
2011	Tyler Clippard (RHP)	ARI
2012	Gio Gonzalez (LHP), Bryce Harper (OF), Stephen Strasburg, (RHP), Ian Desmond (SS)	KCR
2013	Bryce Harper* (OF), Jordan Zimmermann (RHP)	NYM
2014	Tyler Clippard (RHP), Jordan Zimmermann (RHP)	MIN
2015	Bryce Harper* (OF), Max Scherzer (RHP)	CIN
2016	Bryce Harper* (OF), Daniel Murphy (2B), Wilson Ramos (C), Max Scherzer (RHP), Stephen Strasburg (RHP)	SDP
2017	Bryce Harper* (OF), Daniel Murphy* (2B), Ryan Zimmerman* (1B), Max Scherzer* (RHP), Stephen Strasburg (RHP)	MIA
2018	Bryce Harper* (OF), Max Scherzer* (RHP), Sean Doolittle (LHP)	WSH
2019	Max Scherzer (RHP), Anthony Rendon (3B)	CLE
2021	Max Scherzer* (RHP), Kyle Schwarber (OF), Juan Soto (OF), Trea Turner (SS)	COL

* - National League All-Star starter

LOUISVILLE SLUGGER SILVER SLUGGERS

YEAR	PLAYER(S)	STATS
2006	Alfonso Soriano (OF)	.277, 46 HR, 95 RBI, 41 SB
2009	Ryan Zimmerman (3B)	.292, 33 HR, 106 RBI
2010	Ryan Zimmerman (3B)	.307, 25 HR, 85 RBI
2012	Ian Desmond (SS)	.292, 25 HR, 73 RBI
	Adam LaRoche (1B)	.271, 33 HR, 100 RBI
	Stephen Strasburg (RHP)	.277, 1 HR, 7 RBI
2013	Ian Desmond (SS)	.280, 20 HR, 80 RBI
2014	Ian Desmond (SS)	.255, 24 HR, 91 RBI
	Anthony Rendon (3B)	.287, 21 HR, 83 RBI
2015	Bryce Harper (OF)	.330, 42 HR, 99 RBI
2016	Daniel Murphy (2B)	.347, 25 HR, 104 RBI
	Wilson Ramos (C)	.307, 22 HR, 80 RBI
2017	Daniel Murphy (2B)	.322, 23 HR, 93 RBI
2019	Anthony Rendon (3B)	.319, 34 HR, 126 RBI
2020	Juan Soto (OF)	.351, 13 HR, 37 RBI
2021	Juan Soto (OF)	.313, 29 HR, 95 RBI

RAWLINGS GOLD GLOVES

YEAR	PLAYER	POSITION
2009	Ryan Zimmerman	3B
2012	Adam LaRoche	1B

TOPPS MLB ROOKIE ALL-STAR TEAM

YEAR	PLAYER(S)	STATS
2006	Ryan Zimmerman	.287, 47 2B, 3 3B, 20 HR, 110 RBI
2008	John Lannan	9-15, 3.91 ERA, 117 K
2010	Stephen Strasburg	5-3, 2.91 ERA, 92 K
2011	Danny Espinosa	.236, 29 2B, 5 3B, 21 HR, 66 RBI, 17 SB
2012	Bryce Harper	.270, 26 2B, 9 3B, 22 HR, 59 RBI, 18 SB
	Steve Lombardozzi	.273, 16 2B, 3 3B, 3 HR, 27 RBI
	Trea Turner	.342, 14 2B, 8 3B, 13 HR, 40 RBI, 33 SB
2016	Juan Soto	.292, 25 2B, 3B, 22 HR, 70 RBI, 79 BB, 77 R
2019	Victor Robles	.255, 53 2B, 3 3B, 17 HR, 65 RBI, 28 SB, 86 R

WASHINGTON NATIONALS INDIVIDUAL AWARDS

D.C. MEDIA AWARDS

YEAR	PLAYERS
2016	Daniel Murphy (Player), Max Scherzer (Pitcher), Ryan Zimmerman (Good Guy)
2017	Anthony Rendon (Player), Max Scherzer (Pitcher), Ryan Zimmerman (Good Guy)
2018	Bryce Harper (Player), Max Scherzer (Pitcher), Sean Doolittle (Good Guy)
2019	Anthony Rendon (Player), Stephen Strasburg (Pitcher) Sean Doolittle (Good Guy)
2020	Juan Soto (Player), Max Scherzer (Pitcher), Sean Doolittle (Good Guy)
2021	Juan Soto (Player), Kyle Finnegan (Pitcher), Josh Bell (Good Guy)

TONY CONIGLIARO AWARD

YEAR	PLAYER	AWARDED BY
2014	Wilson Ramos (C)	Boston Chapter of the BBWAA

HEART AND HUSTLE AWARD

YEAR	PLAYER	AWARDED BY
2019	Howie Kendrick	MLB Players Alumni Association

WEEKLY AND MONTHLY AWARDS

NL PLAYER OF THE WEEK PERIOD

1.	Nick Johnson* (.545, 5 RBI).....	May 31-June 6, 2005
2.	Ryan Zimmerman* (.519, 11 RBI).....	July 30-Aug. 5, 2007
3.	Willie Harris (.583, 2B, 3B, HR, 5 runs).....	July 17-20, 2008
4.	Cristian Guzman* (.529, 4 2B, 7 RBI).....	Aug. 25-31, 2008
5.	Josh Willingham* (.435, 3 HR, 11 RBI).....	July 27-Aug. 2, 2009
6.	Stephen Strasburg (2-0, 2.19 ERA, 2 GS).....	June 7-13, 2010
7.	Ryan Zimmerman* (.500, 3 HR, 7 RBI).....	Aug. 15-21, 2011
8.	Ryan Zimmerman (.444, 4 HR, 7 RBI).....	July 16-22, 2012
9.	Jordan Zimmermann (Back-to-back SHO).....	June 2-8, 2014
10.	Jayson Werth (.450, 5 2B, 2 HR, 9 RBI).....	June 30-July 6, 2014
11.	Adam LaRoche* (.333, 4 HR, 10 RBI, 3 BB).....	Sept. 1-7, 2014
12.	Jordan Zimmermann (No-hitter).....	Sept. 22-28, 2014
13.	Bryce Harper (.455, 2B, 6 HR, 13 RBI).....	May 4-10, 2015
14.	Bryce Harper (.533, 2 2B, 3B, 3 HR, 9 RBI).....	May 11-17, 2015
15.	Max Scherzer (No-hitter).....	June 15-21, 2015
16.	Bryce Harper* (.519, 5 HR, 10 RBI, 5 BB).....	Sept. 14-20, 2015
17.	Stephen Strasburg* (2-0, 0.60 ERA, 24 K).....	Sept. 14-20, 2015
18.	Max Scherzer (No-hitter).....	Sept. 28-Oct. 4, 2015
19.	Bryce Harper* (.346/.400/.846, 4 HR).....	April 11-17, 2016
20.	Danny Espinosa (.423, 5 HR, 17 RBI).....	June 27-July 3, 2016
21.	Bryce Harper (.550, 3 HR, 17 RBI, 7 BB).....	April 17-23, 2017
22.	Ryan Zimmerman (.500, 5 HR, 13 RBI).....	April 24-30, 2017
23.	Anthony Rendon (.636/.714/1.545, 9 RBI).....	July 10-16, 2017
24.	Adam Eaton (.615, 2 2B, 2 HR, 5 RBI, 7 R).....	March 30-April 1, 2018
25.	Max Scherzer (2-0, 1.13 ERA, 21 SO, BB, CG).....	April 9-15, 2018
26.	Mark Reynolds (.625, 2 2B, 3 HR, 12 RBI, 3 BB).....	July 2-8, 2018
27.	Ryan Zimmerman (.476, 3 2B, 3 HR, 12 RBI).....	Aug. 6-12, 2018
28.	Bryce Harper (.438, 2 2B, 2 HR, 7 RBI, 12 BB).....	Sept. 3-9, 2018
29.	Max Scherzer (2-0, 1.13 ERA, 24 SO, 0 BB).....	June 24-30, 2019
30.	Anthony Rendon (.793 SLG, 3 2B, 3 HR, 7 RBI).....	Aug. 18-25, 2019
31.	Juan Soto (.462, 2B, 5 HR, 12 RBI).....	Aug. 10-16, 2020

* Co-Winner

NL PLAYER OF THE MONTH PERIOD

1.	Jayson Werth (.367, 2 2B, 7 HR, 22 RBI, .450 OBP).....	July 2013
2.	Jayson Werth (.337, 11 2B, 6 HR, 24 RBI, 7 R).....	July 2014
3.	Bryce Harper (.360, 13 HR, 28 RBI, 22 BB, 24 R).....	May 2015
4.	Bryce Harper (.286, 9 HR, 24 RBI, 15 XBH, 5 SB).....	April 2016
5.	Daniel Murphy (.416, 8 2B, 7 HR, 23 RBI).....	May 2016
6.	Daniel Murphy (.346, 11 2B, 3B, 6 HR, 23 RBI).....	July 2016
7.	Ryan Zimmerman (.420, 8 2B, 11 HR, 29 RBI, 22 R).....	April 2017
8.	Kyle Schwarber (16 HR, 30 RBI, 22 R, .760 SL).....	June 2021

NL PITCHER OF THE MONTH PERIOD

1.	Chad Cordero (0.00 ERA, 15 saves, 16 G).....	June 2005
2.	Stephen Strasburg (2-0, 1.13 ERA, 5 GS).....	April 2012
3.	Gio Gonzalez (5-0, 2.25 ERA, 5 GS).....	May 2012
4.	Jordan Zimmermann (4-0, 0.97 ERA, 6 GS).....	July 2012
5.	Max Scherzer (5-1, 1.67 ERA, 6 GS).....	May 2015
6.	Max Scherzer (3-2, 2.33 ERA, 5 GS, No Hitter).....	June 2015
7.	Stephen Strasburg (4-1, 2.08 ERA, 37 SO, 12 BB).....	July 2016
8.	Max Scherzer (3-2, 0.99 ERA, 51 SO, 6 BB).....	June 2017
9.	Stephen Strasburg (4-0, 0.83 ERA, 40 SO, 7 BB).....	Sept. 2017
10.	Max Scherzer (5-1, 1.62 ERA, 57 SO, 9 BB).....	April 2018
11.	Max Scherzer (4-0, 2.21 ERA, 63 SO, 10 BB).....	May 2018
12.	Max Scherzer (6-0, 1.00 ERA, 68 SO, 5 BB).....	June 2019
13.	Stephen Strasburg (5-0, 1.14 ERA, 44 SO, 7 BB).....	July 2019

NL RELIEVER OF THE MONTH PERIOD

1.	Sean Doolittle (1.64 ERA, 8 SV, 11 G).....	Sept. 2017
----	--	------------

NL ROOKIE OF THE MONTH PERIOD

1.	Ryan Church (.377, HR, 11 RBI).....	May 2005
2.	Bryce Harper (.271, 5 2B, 4 3B, 4 HR, 10 RBI).....	May 2012
3.	Bryce Harper (.330, 8 2B, 3 3B, 7 HR, 14 RBI).....	Sept./Oct. 2012
4.	Trea Turner (.357, 6 2B, 3 3B, 5 HR, 11 SB, 27 R).....	Aug. 2016
5.	Trea Turner (.339, 5 2B, 2 3B, 8 HR, 15 SB).....	Sept./Oct. 2016
6.	Juan Soto (.317, 6 2B, 6 HR, 15 RBI, 18 BB, 19 R).....	June 2018
7.	Juan Soto (.299, 5 2B, 3B, 5 HR, 15 RBI, 16 BB, 18 R).....	July 2018
8.	Juan Soto (.283, 6 2B, 6 HR, 20 RBI, 16 BB, 15 R).....	Sept. 2018

NL PLAY OF THE WEEK PERIOD

1.	Anthony Rendon.....	May 20-26, 2019
2.	Victor Robles.....	June 10-16, 2019
3.	Victor Robles.....	Aug. 24-30, 2020

NL DELIVERY MAN OF THE MONTH PERIOD

1.	Chad Cordero (0.00 ERA, 15 saves, 16 G).....	June 2005
2.	Matt Capps (0.68 ERA, 10 saves, 12 G).....	April 2010
3.	Tyler Clippard (0.00 ERA, 10 saves, 12 G).....	June 2012

NATIONALS BATTING LEADERS — ALL-TIME (2005-PRESENT)

BATTING AVERAGE (min 1000 AB)

1. Daniel Murphy	329
2. Juan Soto	301
3. Trea Turner	300
4. Michael Morse	294
5. Denard Span	292
6. Anthony Rendon	290
7. Nick Johnson	286
8. Cristian Guzman	282
9. Adam Eaton	279
10. Bryce Harper	279

SLUGGING PERCENTAGE (min 1000 AB)

T1. Daniel Murphy	550
T1. Juan Soto	550
3. Adam Dunn	533
4. Michael Morse	514
5. Bryce Harper	512
6. Anthony Rendon	490
7. Trea Turner	486
8. Ryan Zimmerman	475
9. Nick Johnson	471
10. Adam LaRoche	441

GAMES

1. Ryan Zimmerman	1799
T2. Ian Desmond	927
T2. Bryce Harper	927
4. Anthony Rendon	916
5. Jayson Werth	808
6. Danny Espinosa	779
7. Trea Turner	637
8. Wilson Ramos	578
9. Michael A. Taylor	574
10. Cristian Guzman	550

RUNS

1. Ryan Zimmerman	963
2. Bryce Harper	610
3. Anthony Rendon	571
4. Jayson Werth	450
5. Trea Turner	444
6. Ian Desmond	424
T7. Danny Espinosa	337
T7. Juan Soto	337
9. Cristian Guzman	265
10. Adam LaRoche	234

HITS

1. Ryan Zimmerman	1846
2. Anthony Rendon	994
3. Bryce Harper	922
4. Ian Desmond	917
5. Jayson Werth	781
6. Trea Turner	769
7. Danny Espinosa	598
8. Cristian Guzman	581
9. Wilson Ramos	566
10. Juan Soto	485

DOUBLES

1. Ryan Zimmerman	417
2. Anthony Rendon	245
3. Ian Desmond	185
4. Bryce Harper	183
5. Jayson Werth	162
6. Trea Turner	135
7. Danny Espinosa	129
8. Nick Johnson	105
9. Daniel Murphy	99
10. Cristian Guzman	95

TRIPLES

1. Trea Turner	32
2. Cristian Guzman	28
3. Ryan Zimmerman	22
4. Ian Desmond	21
5. Denard Span	19
6. Bryce Harper	18
7. Anthony Rendon	15
T8. Danny Espinosa	12
T8. Willie Harris	12
10. Wilmer Difo	11

HOME RUNS

1. Ryan Zimmerman	284
2. Bryce Harper	184
3. Anthony Rendon	136
4. Ian Desmond	110
5. Jayson Werth	109
6. Juan Soto	98
7. Trea Turner	93
8. Danny Espinosa	92
9. Wilson Ramos	83
10. Adam LaRoche	82

TOTAL BASES

1. Ryan Zimmerman	3159
2. Bryce Harper	1693
3. Anthony Rendon	1677
4. Ian Desmond	1474
5. Jayson Werth	1284
6. Trea Turner	1247
7. Danny Espinosa	1027
8. Wilson Ramos	907
9. Juan Soto	886
10. Cristian Guzman	801

RBI

1. Ryan Zimmerman	1061
2. Anthony Rendon	546
3. Bryce Harper	521
4. Ian Desmond	432
5. Jayson Werth	393
6. Wilson Ramos	320
7. Juan Soto	312
8. Trea Turner	306
9. Danny Espinosa	285
10. Adam LaRoche	269

WALKS

1. Ryan Zimmerman	646
2. Bryce Harper	585
3. Anthony Rendon	409
4. Jayson Werth	403
5. Juan Soto	373
6. Nick Johnson	286
7. Adam LaRoche	246
8. Ian Desmond	232
9. Danny Espinosa	221
10. Trea Turner	208

STOLEN BASES

1. Trea Turner	192
2. Ian Desmond	122
3. Michael A. Taylor	77
4. Bryce Harper	75
5. Denard Span	62
6. Danny Espinosa	60
7. Nyjer Morgan	58
8. Roger Bernadina	56
9. Jayson Werth	55
10. Felipe Lopez	49

NATIONALS BATTING LEADERS — SINGLE-SEASON (2005-PRESENT)

BATTING AVERAGE

1. Juan Soto351 2020
2. Daniel Murphy347 2016
3. Trea Turner.....335 2020
4. Bryce Harper.....330 2015
5. Daniel Murphy322 2017
6. Dmitri Young.....320 2007
7. Anthony Rendon.....319 2019
8. Jayson Werth.....318 2013
9. Cristian Guzman.....316 2008
10. Yunel Escobar.....314 2015

GAMES

T1. Trea Turner 162 2018
T1. Ryan Zimmerman 162 2007
3. Austin Kearns161 2007
4. Danny Espinosa.....160 2012
T5. Adam Dunn.....159 2009
T5. Bryce Harper.....159 2018
T5. Alfonso Soriano.....159 2006
T8. Ian Desmond158 2013
T8. Adam Dunn.....158 2010
T8. Danny Espinosa.....158 2011

AT-BATS

1. Trea Turner 664 2018
2. Ryan Zimmerman653 2007
3. Alfonso Soriano.....647 2006
4. Ryan Zimmerman614 2006
5. Anthony Rendon.....613 2014
T6. Denard Span610 2013
T6. Denard Span610 2014
T6. Ryan Zimmerman610 2009
9. Felipe Lopez.....603 2007
10. Ian Desmond600 2013

RUNS

1. Alfonso Soriano.....119 2006
2. Bryce Harper.....118 2015
3. Anthony Rendon.....117 2019
T4. Anthony Rendon 111 2014
T4. Juan Soto111 2021
T6. Juan Soto110 2019
T6. Ryan Zimmerman110 2009
T8. Adam Eaton.....103 2019
T8. Bryce Harper.....103 2018
T8. Trea Turner.....103 2018

HITS

T1. Daniel Murphy184 2016
T1. Denard Span 184 2014
3. Cristian Guzman.....183 2008
4. Trea Turner.....180 2018
5. Alfonso Soriano.....179 2006
6. Ryan Zimmerman.....178 2009
T7. Anthony Rendon.....176 2014
T7. Ryan Zimmerman.....176 2006
T9. Anthony Rendon.....174 2019
T9. Ryan Zimmerman.....174 2007

DOUBLES

T1. Daniel Murphy 47 2016
T1. Ryan Zimmerman.....47 2006
3. Nick Johnson46 2006
T4. Anthony Rendon 44 2018
T4. Anthony Rendon 44 2019
T6. Ryan Church.....43 2007
T6. Daniel Murphy 43 2017
T6. Ryan Zimmerman43 2007
9. Brad Wilkerson.....42 2005
T10. Anthony Rendon.....41 2017
T10. Alfonso Soriano.....41 2006

TRIPLES

1. Denard Span 11 2013
2. Bryce Harper9 2012
T3. Denard Span8 2014
T3. Trea Turner8 2016
T5. Wilmer Difo.....7 2018
T5. Adam Eaton7 2019
T5. Cristian Guzman7 2009
T5. Nyjer Morgan.....7 2010
T5. Ben Revere.....7 2016
T5. Brad Wilkerson.....7 2005

HOME RUNS

1. Alfonso Soriano.....46 2006
2. Bryce Harper 42 2015
T3. Adam Dunn38 2009
T3. Adam Dunn38 2010
5. Ryan Zimmerman.....36 2017
T6. Bryce Harper34 2018
T6. Anthony Rendon.....34 2019
T6. Juan Soto34 2019
T8. Adam LaRoche33 2012
T9. Ryan Zimmerman.....33 2009

TOTAL BASES

1. Alfonso Soriano.....362 2006
2. Bryce Harper.....338 2015
3. Anthony Rendon.....326 2019
4. Ryan Zimmerman320 2009
5. Daniel Murphy316 2016
6. Ryan Zimmerman300 2017
T7. Adam Dunn.....299 2010
T7. Ryan Zimmerman299 2007
9. Juan Soto297 2019
10. Adam LaRoche291 2012

RBI

1. Anthony Rendon 126 2019
T2. Juan Soto110 2019
T2. Ryan Zimmerman110 2006
4. Ryan Zimmerman108 2017
5. Ryan Zimmerman106 2009
6. Adam Dunn.....105 2009
7. Daniel Murphy104 2016
8. Adam Dunn.....103 2010
T9. Bryce Harper.....100 2018
T9. Adam LaRoche100 2012
T9. Anthony Rendon.....100 2017

WALKS

1. Juan Soto 145 2021
2. Bryce Harper 130 2018
2. Bryce Harper124 2015
4. Adam Dunn.....116 2009
5. Nick Johnson110 2006
T6. Bryce Harper108 2016
T6. Juan Soto108 2019
T8. Anthony Rendon.....84 2017
T8. Brad Wilkerson.....84 2005
10. Jayson Werth.....83 2014

STOLEN BASES

1. Trea Turner46 2017
2. Trea Turner 43 2018
3. Alfonso Soriano.....41 2006
4. Trea Turner35 2019
5. Nyjer Morgan.....34 2010
6. Trea Turner33 2016
7. Denard Span31 2014
8. Victor Robles28 2019
9. Ian Desmond25 2011
T10. Ian Desmond24 2014
T10. Felipe Lopez.....24 2007
T10. Lastings Milledge24 2008
T10. Nyjer Morgan.....24 2009
T10. Michael A. Taylor24 2018

BOLD - Led National League

NATIONALS PITCHING LEADERS — ALL-TIME (2005-PRESENT)

GAMES PITCHED

1.	Tyler Clippard	414
2.	Drew Storen	355
3.	Sean Burnett	255
4.	Stephen Strasburg	246
5.	Saul Rivera	245
6.	Jon Rauch	236
7.	Craig Stammen	229
8.	Chad Cordero	224
9.	Gio Gonzalez	213
10.	Max Scherzer	189

WINS

1.	Stephen Strasburg	113
2.	Max Scherzer	92
3.	Gio Gonzalez	86
4.	Jordan Zimmermann	70
5.	Tanner Roark	64
6.	Livan Hernandez	44
7.	John Lannan	42
8.	Tyler Clippard	34
T9.	Joe Ross	26
T9.	Craig Stammen	26

LOSSES

1.	Gio Gonzalez	65
2.	Stephen Strasburg	61
3.	Tanner Roark	54
4.	John Lannan	52
5.	Jordan Zimmermann	50
T6.	Livan Hernandez	47
T6.	Max Scherzer	47
8.	Ross Detwiler	32
9.	Patrick Corbin	30
10.	Joe Ross	28

SAVES

1.	Chad Cordero	113
2.	Drew Storen	95
T3.	Sean Doolittle	75
T3.	Rafael Soriano	75
5.	Tyler Clippard	34
T6.	Matt Capps	26
T6.	Jonathan Papelbon	26
8.	Jon Rauch	23
9.	Brad Hand	21
10.	Mike MacDougal	20

GAMES STARTED

1.	Stephen Strasburg	246
2.	Gio Gonzalez	213
3.	Max Scherzer	189
4.	Jordan Zimmermann	178
5.	Tanner Roark	141
6.	John Lannan	134
7.	Livan Hernandez	129
8.	Joe Ross	76
9.	Patrick Corbin	75
10.	Ross Detwiler	69

INNINGS

1.	Stephen Strasburg	1465.1
2.	Gio Gonzalez	1253.1
3.	Max Scherzer	1229.0
4.	Jordan Zimmermann	1094.0
5.	Tanner Roark	935.0
6.	Livan Hernandez	828.2
7.	John Lannan	783.2
8.	Craig Stammen	490.2
9.	Ross Detwiler	471.0
10.	Tyler Clippard	464.0

COMPLETE GAMES

1.	Max Scherzer	11
2.	Jordan Zimmermann	8
3.	Livan Hernandez	6
4.	Gio Gonzalez	3
T5.	John Lannan	2
T5.	John Patterson	2
T5.	Stephen Strasburg	2
T8.	MANY PLAYERS	1

SHUTOUTS

T1.	Max Scherzer	4
T1.	Jordan Zimmermann	4
T3.	Gio Gonzalez	2
T3.	Livan Hernandez	2
T3.	Stephen Strasburg	2
T6.	MANY PLAYERS	1

ERA (MIN 250.0 IP)

1.	Tyler Clippard	2.68
2.	Max Scherzer	2.80
3.	Drew Storen	3.02
4.	Doug Fister	3.10
5.	Stephen Strasburg	3.21
6.	Jordan Zimmermann	3.32
7.	Jon Rauch	3.40
8.	Tanner Roark	3.59
9.	Gio Gonzalez	3.62
10.	Ross Detwiler	3.82

STRIKEOUTS

1.	Stephen Strasburg	1718
2.	Max Scherzer	1610
3.	Gio Gonzalez	1215
4.	Jordan Zimmermann	903
5.	Tanner Roark	732
6.	Tyler Clippard	530
7.	Livan Hernandez	476
8.	Patrick Corbin	441
9.	John Lannan	410
10.	Joe Ross	403

WALKS ALLOWED

1.	Gio Gonzalez	485
2.	Stephen Strasburg	392
3.	John Lannan	296
4.	Max Scherzer	280
5.	Tanner Roark	263
6.	Livan Hernandez	262
7.	Jordan Zimmermann	221
8.	Tyler Clippard	182
9.	Ross Detwiler	154
10.	Jason Bergmann	153

HOME RUNS ALLOWED

1.	Max Scherzer	149
2.	Stephen Strasburg	148
3.	Jordan Zimmermann	104
4.	Gio Gonzalez	99
5.	Tanner Roark	98
6.	Livan Hernandez	82
7.	John Lannan	77
8.	Patrick Corbin	71
9.	Jason Bergmann	65
10.	Joe Ross	59

NATIONALS PITCHING LEADERS — SINGLE-SEASON (2005-PRESENT)

GAMES PITCHED

1. Jon Rauch.....	88	2007
T2. Jon Rauch.....	85	2006
T2. Saul Rivera.....	85	2007
4. Gary Majewski.....	79	2005
T5. Wander Suero.....	78	2019
T5. Tyler Clippard.....	78	2010
T7. Chad Cordero.....	76	2007
T7. Saul Rivera.....	76	2008
8. Tyler Clippard.....	75	2014
T10. Tyler Clippard.....	74	2012
T10. Chad Cordero.....	74	2005

WINS

1. Gio Gonzalez.....	21	2012
2. Max Scherzer.....	20	2016
3. Jordan Zimmermann.....	19	2013
T4. Stephen Strasburg.....	18	2019
T4. Max Scherzer.....	18	2018
T6. Doug Fister.....	16	2014
T6. Tanner Roark.....	16	2016
T6. Max Scherzer.....	16	2017
T9. MANY PLAYERS.....	15	

LOSSES

T1. Patrick Corbin.....	16	2021
T1. Ramon Ortiz.....	16	2006
T3. John Lannan.....	15	2008
T3. Tanner Roark.....	15	2018
5. Dan Haren.....	14	2013
T6. Livan Hernandez.....	13	2011
T6. John Lannan.....	13	2009
T6. John Lannan.....	13	2011
T9. Tony Armas.....	12	2006
T9. Livan Hernandez.....	12	2010
T9. Odalis Perez.....	12	2008
T9. Max Scherzer.....	12	2015

SAVES

1. Chad Cordero.....	47	2005
T2. Rafael Soriano.....	43	2013
T2. Drew Storen.....	43	2011
4. Chad Cordero.....	37	2007
T5. Tyler Clippard.....	32	2012
T5. Rafael Soriano.....	32	2014
T7. Chad Cordero.....	29	2006
T7. Sean Doolittle.....	29	2019
T7. Drew Storen.....	29	2015
10. Matt Capps.....	26	2010

GAMES STARTED

1. Livan Hernandez.....	35	2005
T2. Esteban Loaiza.....	34	2005
T2. Max Scherzer.....	34	2016
T2. Stephen Strasburg.....	34	2014
T5. MANY PLAYERS.....	33	

INNINGS

1. Livan Hernandez.....	246.1	2005
2. Max Scherzer.....	228.2	2015
3. Max Scherzer.....	228.1	2016
4. Max Scherzer.....	220.2	2018
5. Esteban Loaiza.....	217.0	2005
6. Stephen Strasburg.....	215.0	2014
7. Jordan Zimmermann.....	213.1	2013
8. Livan Hernandez.....	211.2	2010
9. Tanner Roark.....	210.0	2016
10. Stephen Strasburg.....	209.0	2019

INNINGS (RELIEVERS ONLY)

1. Saul Rivera.....	93.0	2007
2. Jon Rauch.....	91.1	2006
3. Tyler Clippard.....	91.0	2010
T4. Tyler Clippard.....	88.1	2011
T4. Craig Stammen.....	88.1	2012
6. Jon Rauch.....	87.1	2007
7. Gary Majewski.....	86.0	2005
8. Joel Hanrahan.....	84.1	2008
9. Saul Rivera.....	84.0	2008
10. Craig Stammen.....	81.2	2013

COMPLETE GAMES

T1. Max Scherzer.....	4	2015
T1. Jordan Zimmermann.....	4	2013
3. Jordan Zimmermann.....	3	2014
T4. Gio Gonzalez.....	2	2012
T4. Livan Hernandez.....	2	2005
T4. Livan Hernandez.....	2	2010
T4. John Lannan.....	2	2009
T4. John Patterson.....	2	2005
T4. Max Scherzer.....	2	2018
T4. Max Scherzer.....	2	2017
T11. MANY PLAYERS.....	1	

SHUTOUTS

1. Max Scherzer.....	3	2015
T2. Jordan Zimmermann.....	2	2013
T2. Jordan Zimmermann.....	2	2014
T4. MANY PLAYERS.....	1	

ERA

1. Doug Fister.....	2.41	2014
2. Max Scherzer.....	2.51	2017
3. Stephen Strasburg.....	2.52	2017
4. Max Scherzer.....	2.53	2018
5. Jordan Zimmermann.....	2.66	2014
6. Max Scherzer.....	2.79	2015
7. Tanner Roark.....	2.83	2016
8. Tanner Roark.....	2.85	2014
9. Gio Gonzalez.....	2.89	2012
10. Max Scherzer.....	2.92	2019

STRIKEOUTS

1. Max Scherzer.....	300	2018
2. Max Scherzer.....	284	2016
3. Max Scherzer.....	276	2015
4. Max Scherzer.....	268	2017
5. Stephen Strasburg.....	251	2019
6. Max Scherzer.....	243	2019
7. Stephen Strasburg.....	242	2014
8. Patrick Corbin.....	238	2019
9. Gio Gonzalez.....	207	2012
10. Stephen Strasburg.....	204	2017

HOME RUNS ALLOWED

1. Patrick Corbin.....	37	2021
T2. Ramon Ortiz.....	31	2006
T2. Max Scherzer.....	31	2016
4. Dan Haren.....	28	2013
T5. Tim Lincecum.....	27	2008
T5. Max Scherzer.....	27	2015
T7. Mike Bacsik.....	26	2007
T7. Matt Chico.....	26	2007
T9. Jason Bergmann.....	25	2008
T9. Livan Hernandez.....	25	2005
T11. Patrick Corbin.....	24	2019
T11. Stephen Strasburg.....	24	2019
T11. Tanner Roark.....	24	2018
T11. Jordan Zimmermann.....	24	2015

BOLD - Led National League

ANNUAL SEASON SERIES



ARIZONA			
YR	HOME	ROAD	TOTAL
'05	3-0	1-2	4-2
'06	3-0	2-1	5-1
'07	0-4	1-2	1-6
'08	1-2	1-2	2-4
'09	3-0	2-1	5-1
'10	2-1	2-2	4-3
'11	1-3	2-2	3-5
'12	2-1	2-1	4-2
'13	2-1	2-1	4-2
'14	4-0	2-1	6-1
'15	2-2	2-1	4-3
'16	2-2	3-0	5-2
'17	2-1	2-1	4-2
'18	1-2	4-0	5-2
'19	2-2	1-2	3-4
'20	—	—	—
'21	2-2	2-1	4-3
TOT.	32-23	31-20	63-43

ATLANTA			
YR	HOME	ROAD	TOTAL
'05	5-4	4-6	9-10
'06	4-5	4-5	8-10
'07	5-4	2-7	7-11
'08	7-2	5-4	12-6
'09	4-5	4-5	8-10
'10	6-3	4-5	10-8
'11	5-4	4-5	9-9
'12	5-4	5-4	10-8
'13	2-7	4-6	6-13
'14	5-5	3-6	8-11
'15	10-0	4-5	14-5
'16	9-1	6-3	15-4
'17	4-6	6-3	10-9
'18	5-4	4-6	9-10
'19	3-6	5-5	8-11
'20	1-3	3-3	4-6
'21	1-8	4-6	5-14
TOT.	81-71	71-84	152-155

CHICAGO (NL)			
YR	HOME	ROAD	TOTAL
'05	2-1	3-0	5-1
'06	3-0	1-2	4-2
'07	1-3	0-3	1-6
'08	2-1	1-2	3-3
'09	0-4	2-1	2-5
'10	0-3	2-1	2-4
'11	3-1	1-2	4-3
'12	4-0	2-1	6-1
'13	1-2	3-1	4-3
'14	2-1	2-2	4-3
'15	1-3	2-1	3-4
'16	2-1	0-4	2-5
'17	2-2	2-1	4-3
'18	2-2	1-2	3-4
'19	1-2	3-0	4-2
'20	—	—	—
'21	2-1	1-3	3-4
TOT.	28-27	26-26	54-53

CINCINNATI			
YR	HOME	ROAD	TOTAL
'05	1-2	0-3	1-5
'06	0-3	1-2	1-5
'07	3-0	3-1	6-1
'08	3-0	0-4	3-4
'09	1-2	3-1	4-3
'10	1-2	2-2	3-4
'11	2-1	0-3	2-4
'12	3-1	2-1	5-2
'13	3-1	1-2	4-3
'14	1-2	2-1	3-3
'15	1-2	0-3	1-5
'16	3-1	1-2	4-3
'17	2-1	4-0	6-1
'18	3-1	3-0	6-1
'19	3-0	2-1	5-1
'20	—	—	—
'21	1-2	1-3	2-5
TOT.	31-21	25-29	56-50

COLORADO			
YR	HOME	ROAD	TOTAL
'05	1-2	3-0	4-2
'06	0-4	0-4	0-8
'07	3-1	0-3	3-4
'08	0-3	3-1	3-4
'09	0-3	0-3	0-6
'10	2-2	1-3	3-5
'11	1-2	2-2	3-4
'12	1-2	2-2	3-4
'13	2-2	2-1	4-3
'14	3-0	2-1	5-1
'15	1-2	2-1	3-3
'16	1-2	1-2	2-4
'17	1-2	3-1	4-3
'18	1-3	1-2	2-5
'19	3-1	1-2	4-3
'20	—	—	—
'21	1-2	1-2	2-4
TOT.	21-33	24-30	45-63

LOS ANGELES (NL)			
YR	HOME	ROAD	TOTAL
'05	2-1	2-1	4-2
'06	2-1	0-3	2-4
'07	1-2	0-3	1-5
'08	3-0	0-3	3-3
'09	1-2	1-1	2-3
'10	2-1	1-2	3-3
'11	1-2	1-2	2-4
'12	2-1	0-3	2-4
'13	0-3	1-2	1-5
'14	2-1	2-1	4-2
'15	1-2	1-2	2-4
'16	1-2	0-3	1-5
'17	1-2	2-1	3-3
'18	0-3	1-2	1-5
'19	1-2	2-2	3-4
'20	—	—	—
'21	0-4	0-3	0-7
TOT.	20-29	14-34	34-63

MIAMI			
YR	HOME	ROAD	TOTAL
'05	4-5	5-4	9-9
'06	4-5	3-6	7-11
'07	7-2	3-6	10-8
'08	1-7	2-7	3-14
'09	4-5	2-7	6-12
'10	2-7	3-6	5-13
'11	2-7	5-4	7-11
'12	6-3	3-6	9-9
'13	9-1	5-4	14-5
'14	6-3	7-3	13-6
'15	7-3	3-6	10-9
'16	5-4	5-5	10-9
'17	8-2	5-4	13-6
'18	7-3	6-3	13-6
'19	9-1	6-3	15-4
'20	2-3	2-3	4-6
'21	6-3	5-5	11-8
TOT.	89-64	72-82	159-146

MILWAUKEE			
YR	HOME	ROAD	TOTAL
'05	3-1	1-3	4-4
'06	2-1	3-0	5-1
'07	2-1	0-3	2-4
'08	2-2	0-4	2-6
'09	1-3	2-2	3-5
'10	2-1	0-3	2-4
'11	3-0	3-3	6-3
'12	2-2	3-1	5-3
'13	2-2	2-1	4-3
'14	2-1	2-1	4-2
'15	2-1	2-2	4-3
'16	1-2	1-2	2-4
'17	2-1	1-3	3-4
'18	1-2	1-2	2-4
'19	2-1	0-3	2-4
'20	—	—	—
'21	0-3	1-2	1-5
TOT.	29-24	19-35	48-59

NEW YORK (NL)			
YR	HOME	ROAD	TOTAL
'05	3-7	5-4	8-11
'06	1-8	5-4	6-12
'07	3-6	6-3	9-9
'08	3-6	3-6	6-12
'09	6-3	2-7	8-10
'10	4-5	5-4	9-9
'11	4-5	6-3	10-8
'12	6-3	8-1	14-4
'13	5-4	7-3	12-7
'14	6-3	9-1	15-4
'15	3-6	5-5	8-11
'16	6-3	6-4	12-7
'17	5-4	8-2	13-6
'18	3-6	5-5	8-11
'19	4-5	3-7	7-12
'20	4-2	2-2	6-4
'21	6-4	2-7	8-11
TOT.	72-80	87-68	159-148

PHILADELPHIA			
YR	HOME	ROAD	TOTAL
'05	3-6	5-5	8-11
'06	6-4	4-5	10-9
'07	3-6	3-6	6-12
'08	3-6	3-6	6-12
'09	2-7	1-8	3-15
'10	4-5	2-7	6-12
'11	5-4	5-4	10-8
'12	5-4	4-5	9-9
'13	7-2	4-6	11-8
'14	6-4	3-6	9-10
'15	6-4	6-3	12-7
'16	6-4	8-1	14-5
'17	7-3	4-5	11-8
'18	5-4	6-4	11-8
'19	9-1	5-4	14-5
'20	3-3	0-4	3-7
'21	1-9	5-4	6-13
TOT.	81-76	68-83	149-159

PITTSBURGH			
YR	HOME	ROAD	TOTAL
'05	3-0	2-1	5-1
'06	2-1	1-2	3-3
'07	1-2	1-2	2-4
'08	3-1	1-2	4-3
'09	1-3	2-2	3-5
'10	3-0	2-1	5-1
'11	3-2	1-2	4-4
'12	1-1	1-2	2-3
'13	1-3	2-1	3-4
'14	3-0	1-3	4-3
'15	3-0	1-4	4-3
'16	2-1	2-1	4-2
'17	2-2	1-2	3-4
'18	4-0	1-2	5-2
'19	1-2	3-1	4-3
'20	—	—	—
'21	3-0	1-2	4-2
TOT.	36-18	22-29	59-47

ST. LOUIS			
YR	HOME	ROAD	TOTAL
'05	1-2	1-2	2-4
'06	2-1	1-3	3-4
'07	3-0	2-1	5-1
'08	1-2	0-3	1-5
'09	1-3	0-3	1-6
'10	3-1	0-2	3-3
'11	3-0	1-2	4-2
'12	3-1	1-2	4-3
'13	0-3	0-3	0-6
'14	2-2	0-3	2-5
'15	1-2	1-2	2-4
'16	2-2	3-0	5-2
'17	2-1	1-2	3-3
'18	1-2	1-3	2-5
'19	1-3	1-2	2-5
'20	—	—	—
'21	2-1	2-1	4-2
TOT.	28-26	15-34	43-60

SAN DIEGO			
YR	HOME	ROAD	TOTAL
'05	0-3	1-2	1-5
'06	0-3	1-2	1-5
'07	1-2	1-2	2-4
'08	0-3	1-2	1-5
'09	2-1	0-3	2-4
'10	2-1	1-2	3-3
'11	3-1	3-1	6-2
'12	1-1	2-1	3-2
'13	3-0	2-2	5-2
'14	2-2	2-1	4-3
'15	2-1	3-1	5-2
'16	1-2	2-2	3-4
'17	2-1	3-1	5-2
'18	2-1	2-1	4-2
'19	1-2	2-2	3-4
'20	—	—	—
'21	1-2	2-2	3-4
TOT.	21-27	28-27	49-54

SAN FRANCISCO			
YR	HOME	ROAD	TOTAL
'05	1-2	2-1	3-3
'06	3-0	2-1	5-1
'07	2-1	2-2	4-3
'08	0-4	0-3	0-7
'09	1-2	1-2	2-4
'10	1-2	1-2	2-4
'11	3-1	1-2	4-3
'12	3-0	2-1	5-1
'13	2-1	1-2	3-3
'14	2-1	3-1	5-2
'15	3-0	0-4	3-4
'16	2-1	2-2	4-3
'17	2-1	3-0	5-1
'18	1-2	1-2	2-4
'19	2-1	3-0	5-1
'20	—	—	—
'21	2-2	0-3	2-5
TOT.	30-21	24-28	54-49

BALTIMORE			
YR	HOME	ROAD	TOTAL
'05	—	—	—
'06	2-1	1-2	3-3
'07	1-2	3-0	4-2
'08	2-1	1-2	3-3
'09	1-2	1-2	2-4
'10	2-1	0-3	2-4
'11	2-1	1-2	3-3
'12	1-2	1-2	2-4
'13	1-1	0-2	1-3
'14	0-2	1-1	1-3
'15	0-3	2-1	2-4
'16	1-1	0-2	1-3
'17	2-0	0-2	2-2
'18	2-1	3-0	5-1
'19	1-1	1-1	2-2
'20	0-3	2-1	2-4
'21	3-0	0-3	3-3
TOT.	21-22	17-26	38-48

BOSTON			
YR	HOME	ROAD	TOTAL
'05	—	—	—
'06	—	0-3	0-3
'07	—	—	—
'08	—	—	—
'09	1-2	—	1

ANNUAL SEASON SERIES (CONTINUED)

KANSAS CITY				LOS ANGELES (AL)				MINNESOTA				NEW YORK (AL)				OAKLAND			
YR	HOME	ROAD	TOTAL	YR	HOME	ROAD	TOTAL	YR	HOME	ROAD	TOTAL	YR	HOME	ROAD	TOTAL	YR	HOME	ROAD	TOTAL
'05	—	—	—	'05	—	2-1	2-1	'05	—	—	—	'05	—	—	—	'05	3-0	—	3-0
'06	—	—	—	'06	—	—	—	'06	—	—	—	'06	2-1	—	2-1	'06	—	—	—
'07	—	—	—	'07	—	—	—	'07	—	2-1	2-1	'07	—	—	—	'07	—	—	—
'08	—	—	—	'08	1-2	—	1-2	'08	—	0-3	0-3	'08	—	—	—	'08	—	—	—
'09	—	—	—	'09	—	—	—	'09	—	—	—	'09	—	2-1	2-1	'09	—	—	—
'10	2-1	—	2-1	'10	—	—	—	'10	—	—	—	'10	—	—	—	'10	—	—	—
'11	—	—	—	'11	—	0-3	0-3	'11	—	—	—	'11	—	—	—	'11	—	—	—
'12	—	—	—	'12	—	—	—	'12	—	—	—	'12	0-3	—	0-3	'12	—	—	—
'13	—	2-1	2-1	'13	—	—	—	'13	2-1	—	2-1	'13	—	—	—	'13	—	—	—
'14	—	—	—	'14	1-2	—	1-2	'14	—	—	—	'14	—	—	—	'14	—	0-3	0-3
'15	—	—	—	'15	—	—	—	'15	—	—	—	'15	2-0	1-1	3-1	'15	—	—	—
'16	—	2-1	2-1	'16	—	—	—	'16	3-0	—	3-0	'16	—	—	—	'16	—	—	—
'17	—	—	—	'17	1-1	1-1	2-2	'17	—	—	—	'17	—	—	—	'17	—	2-1	2-1
'18	—	—	—	'18	—	—	—	'18	—	—	—	'18	1-1	1-1	2-2	'18	—	—	—
'19	2-1	—	2-1	'19	—	—	—	'19	—	2-1	2-1	'19	—	—	—	'19	—	—	—
'20	—	—	—	'20	—	—	—	'20	—	—	—	'20	1-2	—	1-2	'20	—	—	—
'21	—	—	—	'21	—	—	—	'21	—	—	—	'21	—	1-2	1-2	'21	—	—	—
TOT.	4-2	4-2	8-4	TOT.	3-5	3-5	6-10	TOT.	5-1	4-5	9-6	TOT.	6-7	5-5	11-12	TOT.	3-0	2-4	5-4

SEATTLE				TAMPA BAY				TEXAS				TORONTO			
YR	HOME	ROAD	TOTAL	YR	HOME	ROAD	TOTAL	YR	HOME	ROAD	TOTAL	YR	HOME	ROAD	TOTAL
'05	3-0	—	3-0	'05	—	—	—	'05	—	1-2	1-2	'05	2-1	1-2	3-3
'06	—	—	—	'06	2-1	—	2-1	'06	—	—	—	'06	—	0-3	0-3
'07	—	—	—	'07	—	—	—	'07	—	—	—	'07	—	1-2	1-2
'08	—	3-0	3-0	'08	—	—	—	'08	1-2	—	1-2	'08	—	—	—
'09	—	—	—	'09	—	0-3	0-3	'09	—	—	—	'09	2-1	—	2-1
'10	—	—	—	'10	—	—	—	'10	—	—	—	'10	—	—	—
'11	3-0	—	3-0	'11	—	—	—	'11	—	—	—	'11	—	—	—
'12	—	—	—	'12	2-1	—	2-1	'12	—	—	—	'12	—	3-0	3-0
'13	—	—	—	'13	—	—	—	'13	—	—	—	'13	—	—	—
'14	—	2-1	2-1	'14	—	—	—	'14	2-1	—	2-1	'14	—	—	—
'15	—	—	—	'15	0-2	1-1	1-3	'15	—	—	—	'15	1-2	—	1-2
'16	—	—	—	'16	—	—	—	'16	—	—	—	'16	—	—	—
'17	2-1	—	2-1	'17	—	—	—	'17	0-3	—	0-3	'17	—	—	—
'18	—	—	—	'18	2-0	0-2	2-2	'18	—	—	—	'18	—	0-3	0-3
'19	—	—	—	'19	—	—	—	'19	—	—	—	'19	—	—	—
'20	—	—	—	'20	2-0	1-1	3-1	'20	—	—	—	'20	2-2	—	—
'21	—	—	—	'21	2-0	1-1	3-1	'21	—	—	—	'21	2-0	1-1	3-1
TOT.	8-1	5-1	13-2	TOT.	10-4	3-8	13-12	TOT.	3-6	1-2	4-8	TOT.	9-6	6-11	15-17



WASHINGTON NATIONALS RECORD BOOK (2005-PRESENT)

Washington Nationals (2005-present)
RFK Stadium (2005-2007)
Nationals Park (2008-present)

CATEGORY	CLUB GENERAL	RECORD
Most Wins, Season		98 [2012]
Most Wins, Season Home		51 [2014]
Most Wins, Season Road		50 [2017]
Most Wins, Month		20 [June 2005 and May 2018]
Most Losses, Season		103 [2009]
Most Losses, Season Home		48 [2009]
Most Losses, Season Road		56 [2008]
Most Losses, Month		20 [May, 2009; Aug. 2021]
Most Consecutive Wins (single season)		10 [June 2-12, 2005 and Aug. 12-21, 2014]
Most Consecutive Wins, Home (single season)		12 [June 2-25, 2005]
Most Consecutive Wins, Road (single season)		10 [May 20-30, 2018]
Most Consecutive Losses (single season)		12 [Aug. 8-20, 2008]
Most Consecutive Losses, Home (single season)		7 [May 15-20, 2009]
Most Consecutive Losses, Road (single season)		10 [May 25-June 16, 2009]
Most Wins Over One Club, Season		15 [NYM in 2014, ATL in 2016 and MIA in 2019]
Most Wins Over One Club, Home		10 [ATL, 2015]
Most Wins Over One Club, Road		9 [NYM in 2014]
Most Wins Over One Club, Consecutive		13 [SEA, June 10, 2005-May 24, 2017]
Most Losses To One Club, Season		15 [PHI in 2009]
Most Losses To One Club, Home		8 [NYM in 2006]
Most Losses To One Club, Road		8 [PHI in 2009]
Most Losses To One Club, Consecutive		10 [FLA, Sept. 24, 2008-July 1, 2009]
Most Shut-Out Wins, Season		19 [2014]
Most Times Shut Out, Season		21 [2008]
Highest Single-Game Paid Attendance (reg. season and Postseason)		45,966 [Game 5, 2012 NLDS vs. STL]

THE FIRSTS OF THE WASHINGTON NATIONALS (ALL OCCURRED APRIL 4, 2005 AT PHI UNLESS OTHERWISE NOTED)

FEAT	PLAYER
First starting lineup	Wilkerson (8), Guzman (6), Vidro (4), Guillen (9), Johnson (3), Castilla (5), Sledge (7), Schneider (2), Hernandez (1)
First batter/hit	Brad Wilkerson (bloop single to RF in first inning off Jon Lieber)
First pitch	Livan Hernandez (called strike)
First run scored	Nick Johnson (scored on Sledge groundout in 2nd inning)
First double	Brian Schneider (2nd inning)
First triple	Brad Wilkerson (7th inning, April 6 at PHI)
First home run	Termel Sledge (2-run shot off Jon Lieber in the 6th inning)
First grand slam	Brad Wilkerson (August 4 vs. LAD off Duane Sanchez)
First set of back-to-back home runs	Ryan Church and Vinny Castilla (April 9 at FLA)
First multi-home run game	Jose Guillen (2 home runs, April 13 at ATL)
First home run allowed	Kenny Lofton (5th inning off Livan Hernandez)
First RBI	Termel Sledge (2nd inning RBI groundout)
First walk	Brian Schneider (6th inning)
First strikeout	Jose Guillen (first inning)
First stolen base	J.J. Davis (6th inning, April 6 at PHI)
First cycle	Brad Wilkerson (April 6 at PHI)
First reliever	T.J. Tucker (replaced Hernandez with 2 outs in the 5th inning)
First win	Joey Eischen (in relief, April 6 at PHI in 7-3 victory)
First win for starting pitcher	Tommy Ohka (April 13 at ATL)
First loss	Livan Hernandez
First save	Chad Cordero (April 12 at ATL)
First hold	Luis Ayala (April 6 at PHI)
First error	Brian Schneider (first inning on attempted stolen base)
First strikeout victim	Bobby Abreu (swinging in first inning against Hernandez)
First shutout	April 20 vs. ATL (W2-0 behind Zach Day and 2 relievers)
First complete-game shutout	John Patterson (August 4 vs. LAD)
First no-hitter	Jordan Zimmermann (September 28, 2014 vs. MIA)

LONG GAMES	THE LONGEST GAMES IN NATIONALS HISTORY (* = POSTSEASON)					
	LONGEST GAME, INNINGS		LONGEST GAME, TIME / 9 INN.		LONGEST GAME, TIME	
	# INN.	DATE (RESULT)	T.O.G.	DATE (RESULT)	T.O.G.	DATE (RESULT)
18.....	7/17/16 vs. PIT (L1-2)	4:37.....	10/12/17 vs. CHI (L8-9)*	6:23.....	10/4/14 vs. SFG (L1-2)*	
18.....	10/4/14 vs. SFG (L1-2)*	4:32.....	10/13/16 vs. LAD (L3-4)*	5:56.....	4/24/16 vs. MIN (W6-5)	
16.....	4/24/16 vs. MIN (W6-5)	4:22.....	10/1/17 vs. PIT (L8-11)	5:48.....	7/17/16 vs. PIT (L1-2)	
16.....	6/24/14 at MIL (W4-2)	4:19.....	6/23/21 at PHI (W13-12)	5:40.....	8/17/19 vs. MIL (L14-15)	
15.....	5/19/14 vs. CIN (L3-4)	4:18.....	8/21/21 at MIL (L6-9)	5:34.....	9/3/14 at LAD (W8-5)	
15.....	8/17/13 at ATL (W8-7)	4:15.....	7/16/21 vs. SDP (L24-8)	5:29.....	8/17/13 at ATL (W8-7)	
15.....	10/4/09 at ATL (W2-1)	4:14.....	9/23/18 vs. NYM (L6-8)	5:22.....	6/24/14 at MIL (W4-2)	

MARGIN OF VICTORY

Largest Margin of Victory 21 [July 31, 2018 vs. NYM (W25-4)]
 Largest Margin of Victory, Shutout 15 [Aug. 26, 2018 vs. NYM (W15-0); Sept. 20, 2020 at MIA (W15-0)]
 Largest Margin of Defeat 16 [Jul 16, 2021 vs. SDP (L24-8)]
 Largest Margin of Defeat, Shutout 15 [April 5, 2013 at CIN (L15-0)]

ONE-RUN GAMES

Most Consecutive One-Run Games 6 [June 21-27, 2010 and July 4-9, 2011]
 Most Consecutive One-Run Wins 12 [June 3-July 5, 2005]
 Most Consecutive One-Run Losses 13 [July 7-Aug. 6, 2005]

DEFICITS OVERCOME

Largest Deficit Overcome To Win 9 [July 5, 2018 vs. MIA (down 9-0 after T4th, W14-12)]
 Largest Deficit Overcome To Win, Home 9 [July 5, 2018 vs. MIA (down 9-0 after T4th, W14-12)]
 Largest Deficit Overcome To Win, Road 8 [April 28, 2015 at ATL (down 10-2 after B4th, W13-12)]
 Largest Deficit Overcome To Win, 9th Inn. or Later 6 [Sept. 3, 2019 vs. NYM (down 10-4 after T9th, W11-10)]

LEADS RELINQUISHED

Largest Lead Relinquished In Loss 9 [July 20, 2012 vs. ATL (up 9-0 after 5 inn., L11-10)]
 Largest Lead Relinquished In Loss, Home 9 [July 20, 2012 vs. ATL (up 9-0 after 5 inn., L11-10)]
 Largest Lead Relinquished In Loss, Road 8 [July 8 at SDP (Up 8-0 after T4th, L 9-8)]
 Largest Lead Relinquished In Loss, 9th Inning or Later 5 [Sept. 17, 2005 at SDP (up 5-0 in 9th, L8-5 in 12 inn.)]

LENGTH OF GAME

Longest Game, 9 innings* 4:22 [Oct. 1, 2017 vs. PIT (L11-8)]
 Longest Game, 9-innings, Home* 4:22 [Oct. 1, 2017 vs. PIT (L11-8)]
 Longest Game, 9-innings, Road* 4:01 [Aug. 21, 2021 at MIL (L9-6)]
 Longest Game, Extra Innings* 5:56 [April 24, 2016 vs. MIN (16 inn., W6-5)]
 Longest Game, Extra Innings, Home 5:56 [April 24, 2016 vs. MIN (16 inn., W6-5)]
 Longest Game, Extra Innings, Road* 5:34 [Sept. 3, 2014 at LAD (14 inn., W8-5)]
 Longest Game, Innings Played* 18 [July 17, 2016 vs. PIT (L2-1)]
 Longest Game, Innings Played, Home* 18 [July 17, 2016 vs. PIT (L2-1)]
 Longest Game, Innings Played, Road 16 [June 24, 2014 at MIL (W4-2)]
 Shortest Game 1:31 [July 29, 2007 at NYM (rain-shortened 4.1-inn. game, L5-0)]
 Shortest Game 1:37 [June 4, 2009 vs. SFG (rain-shortened 5.2-inn. game, L4-1)]
 Shortest Game 1:31 [July 29, 2007 at NYM (rain-shortened 4.1-inn. game, L5-0)]
 Shortest Game, Extra Innings 2:32 [May 10, 2014 at OAK (10 inn., L4-3)]
 Shortest Game, Extra Innings, Home 2:46 [April 21, 2012 vs. MIA (10 inn., W3-2)]
 Shortest Game, Extra Innings, Road 2:32 [May 10, 2014 at OAK (10 inn., L4-3)]

* - Not including Postseason

PERSONNEL

Most Players Used, Season 60 [2021]
 Fewest Players Used, Season 40 [2014]
 Most Players Used, 9-inning Game 24 [Sept. 25, 2016 at PIT (W10-7)]
 Most Players Used, Game 26 [Sept. 3, 2014 at LAD (14 inn., W8-5)]
 Most Players Used, Game, Both Clubs 51 [Sept. 7, 2008 at ATL (ATL 28, WSH 23) and Sept. 3, 2014 at LAD (WSH 26, LAD 25)]

CATEGORY CLUB BATTING RECORD

RUNS SCORED

Most Runs Scored, Season.....	873 [2019]
Most Runs Scored, 9-inning Game.....	25 [July 31, 2018 vs. NYM (W25-4)]
Most Runs Scored, Game, Extra Innings.....	14 [Aug. 17, 2019 vs. MIL (14 inn., L15-14)]
Most Runs Scored, Win.....	25 [July 31, 2018 vs. NYM (W25-4)]
Most Runs Scored, Loss.....	14 [Aug. 17, 2019 vs. MIL (14 inn., L15-14)]
Most Runs Scored, Home.....	25 [July 31, 2018 vs. NYM (W25-4)]
Most Runs Scored, Road.....	17, [May 20, 2011 at BAL (W17-5); June 29, 2018 at PHI (W17-7); May 14, 2021 at ARI (W17-2)]
Most Runs Scored, Home Win.....	25 [July 31, 2018 vs. NYM (W25-4)]
Most Runs Scored, Home Loss.....	14 [Aug. 17, 2019 vs. MIL (14 inn., L15-14)]
Most Runs Scored, Road Win.....	17, [May 20, 2011 at BAL (W17-5); June 29, 2018 at PHI (W17-7); May 14, 2021 at ARI (W17-2)]
Most Runs Scored, Road Loss.....	11 [April 27, 2009 at PHI (L13-11)]
Most Runs Scored, Inning.....	11 [April 27, 2017 at COL, T7th, W (16-5)]
Most Runs Scored, In An Extra Inning.....	6 [July 23, 2012 at NYM, 10th inn. (10 inn., W8-2); Sept. 21, 2019 at MIA, 10th inn (10 inn., W10-4)]
Most Runs Scored, 3-Game Series.....	32 [Sept. 24-26, 2007 at NYM, Aug. 1-3, 2016 at ARI and Aug. 16-18 vs. MIL]
Most Runs Scored, 4-Game Series.....	46 [April 24-27, 2017 at COL]
Most Combined Runs, Game (Both Teams).....	29 [July 31, 2018 vs. NYM (W25-4) and Aug. 17, 2019 vs. MIL (14 inn., L15-14)]
Most Consecutive Games, Scoring Run(s).....	90 [Sept. 27, 2016 - July 7, 2017]
Most Consecutive Games, Shut Out.....	3 [Aug. 23-25, 2018]

BATTING AVERAGE, ON-BASE, SLUGGING PERCENTAGES

Highest Batting Average, Season.....	.266 [2017]
Highest On-Base Percentage, Season.....	.342 [2019]
Highest Slugging Percentage, Season.....	.454 [2019]

AT-BATS

Most At-Bats, Season.....	5615 [2012]
Most At-Bats, Game.....	50 [July 31, 2018 vs. NYM (W25-4)]
Most At-Bats, Game, Extra Innings.....	60 [April 24, 2016 vs. MIN (W6-5)]

HITS

Most Hits, Season.....	1447 [2017]
Most Hits, Game.....	26 [July 31, 2018 vs. NYM (W25-4)]
Most Hits, Game, Win.....	26 [July 31, 2018 vs. NYM (W25-4)]
Most Hits, Game, Loss.....	18 [Aug. 17, 2019 vs. MIL (14 inn., L15-14)]
Most Hits, Inning.....	9 [THREE TIMES; Last: Aug. 14, 2019 vs. CIN (5th inn. W17-7)]
Most Consecutive Plate Appearances with a Hit.....	8 [Aug. 20, 2016 at ATL (4th inn., W11-9)]
Fewest Hits, Season.....	1319 [2011]; 519 [2020]
Fewest Hits, Game.....	1 [SEVEN TIMES; Last: July 23, 2020 vs. NYY(5.1 inn., L4-1)]
Fewest Hits, Game, Win.....	2 [Aug. 7, 2016 vs. SFG (W1-0)]
Fewest Hits, Game, Loss.....	1 [SEVEN TIMES; Last: July 23, 2020 vs. NYY(5.1 inn., L4-1)]

EXTRA-BASE HITS

Most Extra-Base Hits, Season.....	557 [2017]
Most Extra-Base Hits, Game.....	13 [July 27, 2017 vs. MIL (W15-2)]

SINGLES

Most Singles, Season.....	964 [2008]
Most Singles, Game.....	16 [June 16, 2015 at TBR (W16-4)]

DOUBLES

Most Doubles, Season.....	322 [2006]
Most Doubles, Game.....	8 [July 5, 2014 vs. CHI (W13-0)]

TRIPLES

Most Triples, Season.....	38 [2009]
Most Triples, Game.....	3 [MANY TIMES; last: Aug. 13, 2016 vs. ATL (W7-6)]

HOME RUNS

Most Home Runs, Season	231 [2019]
Most Home Runs, Season, Home Games	130 [2019]
Most Home Runs, Season, Road Games	108 [2017]
Most Home Runs, Season, Off One Opponent	32 [PHI in 2019]
Most Home Runs, Game	8 [July 27, 2017 vs. MIL (W15-2) and Aug. 18, 2019 vs. MIL (14 inn., W16-8)]
Most Home Runs, Game, Home	8 [July 27, 2017 vs. MIL (W15-2) and Aug. 18, 2019 vs. MIL (14 inn., W16-8)]
Most Home Runs, Game, Road	7 [June 29, 2018 at PHI (W17-7)]
Most Home Runs, Inning	5 [July 27, 2017 vs. MIL (W15-2)]
Most Consecutive Plate Appearances With A Home Run	4 [July 27, 2017 vs. MIL (W15-2) and June 9, 2019 at SDP (W5-2)]
Most Consecutive Games Hitting at Least One Home Run	21 [June 14-July 7, 2019]
Most Pinch-Hit Home Runs, Season	12 [2016]
Most Pinch-Hit Home Runs, Game	2 [May 13, 2016 vs. MIA (Stephen Drew and Chris Heisey, W5-3)]
Most Grand Slams, Season	8 [2009]

RBI

Most RBI, Season	824 [2019]
Most RBI, Game	25 [July 31, 2018 vs. NYM W25-4)]
Most RBI, Inning	10 [April 27, 2017 at COL (7th inn., W16-5 and Aug. 14 vs. CIN (5th inn., W17-7)]

WALKS/STRIKEOUTS

Most Walks, Season	631 [2018]
Most Walks, 9-inning Game	14 [Sept. 15, 2018 vs. ATL (W7-1)]
Most Walks, Game, Extra Innings	12 [July 6, 2006 vs. FLA (11 inn., W8-7) and Sept. 19, 2008 vs. SDP (14 inn., L11-6)]
Most Intentional Walks, Season	66 [2006]
Most Strikeouts, Season	1344 [2015]
Most Strikeouts, 9-inning Game	18 [Oct. 3, 2015 at NYM (W2-0)]
Most Strikeouts, Game, Extra Innings	19 [Aug. 28, 2011 at CIN (14 inn., L5-4)]
Most Strikeouts, Inning	4 [April 28, 2013 vs. CIN (4th inn., L5-2)]

STOLEN BASES

Most Stolen Bases, Season	123 [2006]
Most Stolen Bases, Game	7 [June 27, 2017 vs. CHI (W6-1)]
Most Stolen Bases, Inning	4 [June 27, 2016 vs. NYM (1st inn., W11-4)]
Most Consecutive Stolen Bases	17 [Sept. 11-27, 2013]
Most Times Caught Stealing, Season	62 [2006]
Most Times Caught Stealing, Game	3 [April 15, 2006 at FLA]

MISCELLANEOUS

Most Total Bases, Season	2505 [2019]
Most Total Bases, Game	50 [July 31, 2018 vs. NYM (W25-4)]
Most Times Hit By Pitch, Season	89 [2005]
Most Times Hit By Pitch, Game	4 [MANY TIMES; Last: July 18, 2021 vs. SDP (W8-7)]
Most Sacrifice Flies, Season	63 [2016]
Most Sacrifice Flies, Game	3 [MANY TIMES; last June 24, 2017 vs. CIN (W18-3)]
Most Sacrifice Bunts, Season	91 [2005]
Most Sacrifice Bunts, Game	5 [Sept. 27, 2006 vs. PHI (14 inn., L8-7)]
Most GIDP, Season	153 [2008]
Most GIDP, Game	4 [MANY TIMES; Aug. 25, 2020 vs. PHI (L8-3)]
Most Runners Left On Base, Season	1223 [2009]
Most Runners Left On Base, 9-Innings Game	17 [June 2, 2004 at ATL (W8-4) and Apr. 20, 2014 vs. PHI (W3-2)]
Most Runners Left On Base, Extra-Innings	21 [May 8, 2016 at CHI (13 inn., L4-3)]
Most Pinch Hits, Season	67 [2006]
Most Pinch Hits, 9-inning Game	3 [MANY TIMES; last Sept. 19, 2012 vs. LAD (G2, L7-6)]
Most Pinch Hits, Game, Extra Innings	3 [June 9, 2006 vs. PHI (12 inn., W9-8)]

CATEGORY CLUB PITCHING RECORD

EARNED RUN AVERAGE

Highest ERA, Season 5.03 [2006]; 5.09 [2020]
 Lowest ERA, Season 3.03 [2014]

COMPLETE GAMES

Most Complete Games, Season 6 [2009, 2013]
 Fewest Complete Games, Season 0 [2007]
 Most Consecutive Complete Games..... None

SHUTOUTS

Most Shutouts, Season 19 [2014]
 Fewest Shutouts, Season 3 [2006, 2009 and 2020]
 Most Consecutive Shutouts 2 [MANY TIMES; last: May 2-3, 2015]

HITS ALLOWED

Most Hits Allowed, Season 1535 [2006]
 Most Hits Allowed, Game 22 [June 27, 2007 at ATL (L0-13), Sept. 26, 2014 vs. MIA (L7-15) and July 8, 2018 vs. MIA (L10-2)]
 Fewest Hits Allowed, Game 0 [THREE TIMES; last: Oct. 3, 2015 at NYM (W2-0)]
 Most Hits Allowed, Inning 9 [Oct. 1, 2006 vs. NYM (2nd inn., L2-6) and April 8, 2017 at PHI (1st inn., L17-5)]

RUNS ALLOWED

Most Runs Allowed, Season 874 [2009]
 Most Runs Allowed, Game 18 [July 5, 2006 vs. FLA (L9-18) and Aug.3 at ARI (L18-7)]
 Fewest Runs Allowed, Season 555 [2014]; 301 [2020]
 Most Runs Allowed, Inning 12 [April 8, 2017 at PHI (1st inn., L17-3)]

EARNED RUNS ALLOWED

Most Earned Runs Allowed, Season 803 [2006]
 Most Earned Runs Allowed, Game 21 [July 16, 2021 vs. SDP (L24-8)]
 Fewest Earned Runs Allowed, Season 495 [2014]

HOME RUNS ALLOWED

Most Home Runs Allowed, Season 247 [2021]
 Most Home Runs Allowed, Game 7 [Aug. 17, 2019 vs. MIL (14 inn., L15-14)]
 Fewest Home Runs Allowed, Season 110 [2014]; 94 [2020]
 Most Home Runs Allowed, Inning 3 [MANY TIMES; last: Aug. 8, 2020 vs. BAL (L5-3)]
 Most Home Runs Allowed, Consecutive Batters 3 [July 21, 2017 at ARI (1st inn., L6-5)]
 Most Home Runs Allowed, Month 49 [Aug., 2009]
 Most Consecutive Games Not Allowing Home Run 11 [Sept. 5-16, 2011]
 Most Grand Slams Allowed, Season 14 [2021]

HIT BATSMEN

Most Hit Batsmen, Season 92 [2006]
 Most Hit Batsmen, Game 5 [April 15, 2021 vs. ARI (L11-6)]
 Fewest Hit Batsmen, Season 42 [2007]; 22 [2020]
 Most Hit Batsmen, Inning 2 [MANY TIMES; last: Aug. 21, 2021 at MIL, B7th, (L9-6)]

WALKS

Most Walks Issued, Season 629 [2009]
 Most Walks Issued, Game 13 [Aug. 10, 2008 at MIL (13 inn., L4-5)]
 Fewest Walks Issued, Season 352 [2014]
 Most Intentional Walks Issued, Season 93 [2006]
 Most Intentional Walks Issued, Game 4 [Sept. 8, 2006 at COL (L8-11); April 3, 2008 at PHI (10 inn., L7-8); Aug. 25, 2021 at MIA (10 inn., L4-3)]

STRIKEOUTS

Most Strikeouts, Season 1511 [2019]
 Most Strikeouts, 9-inning Game 20 [May 11, 2016 vs. DET (W3-2)]
 Most Strikeouts, Extra Innings 20 [Aug. 17, 2013 at ATL, (15 inn, W8-7), April 24, 2016 vs. MIN (16 inn., W6-5)]
 Most Consecutive Strikeouts 9 [Oct. 3, 2015 at NYM (W2-0)]

Most Strikeouts, Inning	4 [April 26, 2006 vs. CIN (8th inn., L5-0)]
Most Strikeouts, Game, Bullpen.....	19 [Aug. 17, 2013 at ATL (15 inn., W8-7)]

WILD PITCHES

Most Wild Pitches, Season.....	74 [2009]
Most Wild Pitches, Game.....	4 [six TIMES; last: Aug. 3, 2019 at ARI (L18-7)]
Most Wild Pitches, Inning	3 [MANY TIMES; last: Sept. 3, 2013 at PHI (6th inn., W9-6)]

RELIEF PITCHING

Most Relief Appearances, Season	588 [2007]
Most Relief Appearances, Game.....	9 [Sept. 3, 2014 at LAD (14 inn.) and Sept. 7, 2016 vs. ATL (11 inn.)]
Most Relief Innings, Season.....	590.2 [2007]
Most Relief Innings, Game.....	14.0 [Aug. 17, 2013 at ATL (15 inn., W8-7)]
Most Relief Wins, Season.....	31 [2011]
Lowest Relief ERA, Season.....	3.00 [2014]

SAVES

Most Saves, Season.....	51 [2005 and 2012]
Fewest Saves, Season.....	28 [2008]

PERSONNEL

Most Pitchers Used, Season.....	33 [2021]
Fewest Pitchers Used, Season.....	18 [2014]
Most Pitchers Used, 9-inning Game.....	9 [Sept. 18, 2007 vs. NYM (W9-8) and Sept. 25, 2016 at PIT (W10-7)]
Most Pitchers Used, Extra Innings.....	10 [Sept. 3, 2014 at LAD (14 inn., W8-5) and Sept. 7, 2016 vs. ATL (11 inn., W5-4)]

CATEGORY	CLUB FIELDING	RECORD
----------	---------------	--------

FIELDING PERCENTAGE

Highest Fielding Percentage, Season989 [2018]
Lowest Fielding Percentage, Season977 [2009]

ERRORS

Most Errors, Season	143 [2009]
Most Errors, Game.....	6 [Sept. 8, 2006 at COL (L11-8)]
Fewest Errors, Season	64 [2018]
Most Errors, Inning.....	3 [MANY TIMES; last May 23, 2015 vs. PHI (4th inn., L8-1)]
Most Errors, 9-inning Game, Both Clubs.....	8 [Sept. 8, 2006 at COL (L11-8)]
Most Errors, Extra Innings, Both Clubs	5 [Sept. 5, 2014 vs. PHI (11 inn., L9-8)]
Most Consecutive Errorless Games	13 [June 2-15, 2011 and June 25-July 9, 2014]
Most Consecutive Errorless Innings	130.2 [June 1-16, 2011]

DOUBLE PLAYS

Most Double Plays, Season.....	156 [2005]
Most Double Plays, Game.....	5 [June 6, 2009 vs. NYM (W7-1)]
Most Double Plays, 9-inning Game, Both Clubs	7 [MANY TIMES; last: June 27, 2012, WSH (4) at COL (3), W11-5]
Most Double Plays, Extra Inning Game, Both Clubs	5 [MANY TIMES; last: April 21, 2015, WSH (3) vs. STL (2) - 10 inn., W2-1]

OUTFIELD ASSISTS

Most Outfield Assists, Season.....	38 [2011]
Most Outfield Assists, Game.....	2 [MANY TIMES; last: Aug. 17, 2019 vs. MIL (14 inn., L15-14)]

CATEGORY	INDIVIDUAL BATTING	RECORD
----------	--------------------	--------

GAMES PLAYED

Most Games Played, Career.....	1799 [Ryan Zimmerman]
Most Games Played, Season.....	162 [Ryan Zimmerman, 2007 and Trea Turner, 2018]
Most Consecutive Games Played.....	205 [Ryan Zimmerman, Sept. 19, 2006-May 3, 2008]
Most Consecutive Games Started (DH Included)	205 [Ryan Zimmerman, Sept. 19, 2006-May 3, 2008]

RUNS SCORED

Most Runs Scored, Career.....	963 [Ryan Zimmerman]
Most Runs Scored, Season.....	119 [Alfonso Soriano, 2006]
Most Runs Scored, Game.....	5 [FOUR TIMES; last: Anthony Rendon, April 30, 2017 vs. NYM (W23-5)]

BATTING AVERAGE, ON-BASE, SLUGGING PERCENTAGES

Highest Batting Average, Career (Min. 500 Games).....	.300 [Trea Turner]
Highest Batting Average, Season.....	.351 [Juan Soto, 2020]; .347 [Daniel Murphy, 2016]
Highest On-Base Percentage, Career (Min. 500 Games).....	.388 [Bryce Harper]
Highest On-Base Percentage, Season.....	.490 [Juan Soto, 2020]; .465 [Juan Soto, 2021]
Highest Slugging Percentage, Career (Min. 500 Games).....	.512 [Bryce Harper]
Highest Slugging Percentage, Season.....	.695 [Juan Soto, 2020]; .649 [Bryce Harper, 2015]

AT-BATS, PLATE APPEARANCES

Most At-Bats, Career.....	6654 [Ryan Zimmerman]
Most At-Bats, Season.....	664 [Trea Turner, 2018]
Most At-Bats, 9-Innings Game.....	7 [Juan Soto, July 31, 2018 vs. NYM (W25-4); Josh Harrison, May 14 at ARI (W17-2)]
Most At-Bats, Game, Extra-Innings.....	8 [SEVEN TIMES; last: Adam Eaton, Aug. 17, 2019 vs. MIL (14 inn., L15-14)]
Most Plate Appearances, Career.....	7402 [Ryan Zimmerman]
Most Plate Appearances, Season.....	740 [Trea Turner, 2018]
Most Plate Appearances, 9-Innings Game.....	7 [Rendon/Soto/Turner/Zimmerman, July 31, 2018 vs. NYM (W25-4); Schwarber, May 14 at ARI (W17-2)]
Most Plate Appearances, Game, Extra-Innings.....	8 [MANY TIMES; last: Cabrera/Eaton/Rendon/Soto/Turner, Aug. 17, 2019 vs. MIL (14 inn., L15-14)]
Most Plate Appearances, Inning.....	2 [MANY TIMES; last: Josh Harrison, June 23, 2021 at PHI (5th inn., W13-12)]
Most Consecutive Plate Appearances Reaching Base Safely.....	12 [Juan Soto, Sept. 21-24, 2021]

HITS

Most Hits, Career.....	1846 [Ryan Zimmerman]
Most Hits, Season.....	184 [Denard Span, 2014 and Daniel Murphy, 2016]
Most Hits, 9-inning Game.....	6 [Anthony Rendon, April 30, 2017 vs. NYM (W23-5)]
Most Hits, Game, Extra Innings.....	5 [Elijah Dukes, June 20, 2008 vs. TEX (14 inn., W4-3)]
Most Hits, Inning.....	2 [MANY TIMES; last: Trea Turner, Aug. 10, 2020 at NYM (W16-4)]
Most Hits, Month.....	47 [Daniel Murphy, May 2016]
Most Hits, Month, March/April.....	37 [Ryan Zimmerman, 2017]
Most Hits, Month, May.....	47 [Daniel Murphy, 2016]
Most Hits, Month, June.....	40 [Dmitri Young, 2007 and Cristian Guzman, 2008]
Most Hits, Month, July.....	40 [Nyjer Morgan, 2009]
Most Hits, Month, Aug.....	45 [Trea Turner, 2016]
Most Hits, Month, Sept./Oct.....	41 [Trea Turner, 2016]
Most Consecutive Plate Appearances With a Hit.....	8 [Dmitri Young, May 31-June 1, 2007 and Trea Turner, Aug. 23-24, 2016]

HITTING, HOME RUN STREAKS

Longest Consecutive-Game Hitting Streak.....	30 [Ryan Zimmerman, April 8-May 13, 2009]
Longest Consecutive-Game Home Run Streak.....	4 [FOUR TIMES; last: Bryce Harper, April 14-17, 2016]

MULTI-HIT GAMES

Most Multi-Hit Games, Career.....	491 [Ryan Zimmerman]
Most Multi-Hit Games, Season.....	58 [Denard Span, 2014]
Most Consecutive Multi-Hit Games.....	8 [Cristian Guzman, Aug. 26-Sept. 3, 2008]
Most Multi-Hit Games, Month.....	15 [Daniel Murphy, May 2016, Trea Turner, Aug. 2016]

EXTRA-BASE HITS

Most Extra-Base Hits, Career.....	723 [Ryan Zimmerman]
Most Extra-Base Hits, Season.....	89 [Alfonso Soriano, 2006]
Most Extra-Base Hits, Game.....	4 [MANY TIMES; last: Asdrubal Cabrera, Aug. 10, 2020 at NYM (W16-4)]
Most Extra-Base Hits, Month.....	21 [Alfonso Soriano, July, 2006]

SINGLES

Most Singles, Career.....	1123 [Ryan Zimmerman]
Most Singles, Season.....	134 [Cristian Guzman, 2008]
Most Singles, Game.....	5 [MANY TIMES; last: Trea Turner, June 24, 2017 vs. CIN (W18-3)]

DOUBLES

Most Doubles, Career..... 417 [Ryan Zimmerman]
 Most Doubles, Season..... 47 [Ryan Zimmerman, 2006 and Daniel Murphy, 2016]
 Most Doubles, Game..... 3 [MANY TIMES; last: Ryan Zimmerman, July 5, 2019 vs. KC (11 inn., L7-4)]

TRIPLES

Most Triples, Career..... 32 [Trea Turner]
 Most Triples, Season..... 11 [Denard Span, 2013]
 Most Triples, Game..... 2 [MANY TIMES; last: Ben Revere, Aug. 13, 2016 vs. ATL (W7-6)]

HOME RUNS

Most Home Runs, Career..... 284 [Ryan Zimmerman]
 Most Home Runs, Career, Left-Handed Hitter..... 184 [Bryce Harper]
 Most Home Runs, Career, Right-Handed Hitter..... 284 [Ryan Zimmerman]
 Most Home Runs, Career, Switch Hitter..... 92 [Danny Espinosa]

Most Home Runs, Season..... 46 [Alfonso Soriano, 2006]
 Most Home Runs, Season, Home..... 24 [Alfonso Soriano, 2006]
 Most Home Runs, Season, Road..... 22 [Alfonso Soriano, 2006]
 Most Home Runs, Season, Off One Club..... 8 [Bryce Harper vs. PHI, 2015]
 Most Home Runs, Season, Left-Handed Hitter..... 42 [Bryce Harper, 2015]
 Most Home Runs, Season, Right-Handed Hitter..... 46 [Alfonso Soriano, 2006]
 Most Home Runs, Season, Switch Hitter..... 24 [Danny Espinosa, 2016]

Most Home Runs, Season, As 1B..... 38 [Adam Dunn, 2010]
 Most Home Runs, Season, As 2B..... 23 [Daniel Murphy, 2017]
 Most Home Runs, Season, As 3B..... 34 [Anthony Rendon, 2019]
 Most Home Runs, Season, As SS..... 25 [Ian Desmond, 2012]
 Most Home Runs, Season, As OF..... 46 [Alfonso Soriano, 2006]
 Most Home Runs, Season, As C..... 22 [Wilson Ramos, 2016]
 Most Home Runs, Season, As P..... 2 [Livan Hernandez, 2005 and Stephen Strasburg, 2017]

Most Home Runs, Season, Single Month..... 16 [Kyle Schwarber, June 2021]
 Most Home Runs, Month, March/April..... 11 [Ryan Zimmerman, 2017]
 Most Home Runs, Month, May..... 13 [Bryce Harper, 2015]
 Most Home Runs, Month, June..... 16 [Kyle Schwarber, 2021]
 Most Home Runs, Month, July..... 10 [Ryan Zimmerman, 2012]
 Most Home Runs, Month, Aug..... 11 [Alfonso Soriano, 2006]
 Most Home Runs, Month, Sept./Oct..... 11 [Ryan Zimmerman, 2013 and Bryce Harper, 2015]

Most Home Runs, Pre All-Star Break..... 27 [Alfonso Soriano, 2006]
 Most Home Runs, Post All-Star Break..... 19 [Alfonso Soriano, 2006, Ryan Zimmerman, 2009 and Juan Soto 2019]
 Most Home Runs, Game..... 3 [MANY TIMES; last: Anthony Rendon, April 30, 2017 vs. NYM (W23-5)]

Most First-Inning Lead-Off Home Runs, Career..... 12 [Trea Turner]
 Most First-Inning Lead-Off Home Runs, Season..... 9 [Alfonso Soriano, 2006]

Most Multi-Homer Games, Career..... 27 [Ryan Zimmerman]
 Most Multi-Homer Games, Season..... 7 [Ryan Zimmerman, 2017]
 Most Consecutive Multi-Homer Games..... 2 [Jayson Werth, July 21-22, 2013 and Bryce Harper, May 6-8, 2015]

Most Consecutive Plate Appearances with Home Run..... 3 [MANY TIMES; last: Bryce Harper, May 6-8, 2015]
 Most Consecutive At-Bats with Home Run..... 3 [MANY TIMES; last: Bryce Harper, May 6-8, 2015]
 Most Grand Slams, Career..... 6 [Ryan Zimmerman]
 Most Grand Slams, Season..... 2 [MANY TIMES; last: Danny Espinosa and Bryce Harper, 2016 and Gerardo Parra, 2019]
 Most Grand Slams, Game..... 2 [Josh Willingham, July 27, 2009 at MIL (W14-6)]

RBI

Most RBI, Career..... 1061 [Ryan Zimmerman]
 Most RBI, Career, Left-Handed Hitter..... 521 [Bryce Harper]
 Most RBI, Career, Right-Handed Hitter..... 1061 [Ryan Zimmerman]
 Most RBI, Career, Switch Hitter..... 285 [Danny Espinosa]

Most RBI, Season.....126 [Anthony Rendon, 2019]
 Most RBI, Season, Home.....73 [Anthony Rendon, 2019]
 Most RBI, Season, Road.....59 [Michael Morse, 2011]
 Most RBI, Season, Off One Club.....22 [Ryan Zimmerman vs. PHI, 2006]
 Most RBI, Season, Left-Handed Hitter.....110 [Juan Soto, 2019]
 Most RBI, Season, Right-Handed Hitter.....126 [Anthony Rendon, 2019]
 Most RBI, Season, Switch Hitter.....74 [Dmitri Young, 2007]

Most RBI, Season, As 1B.....102 [Adam Dunn, 2010 and Ryan Zimmerman, 2017]
 Most RBI, Season, As 2B.....93 [Daniel Murphy, 2017]
 Most RBI, Season, As 3B.....126 [Anthony Rendon, 2019]
 Most RBI, Season, As SS.....91 [Ian Desmond, 2014]
 Most RBI, Season, As OF.....110 [Juan Soto, 2019]
 Most RBI, Season, As C.....79 [Wilson Ramos, 2016]
 Most RBI, Season, As P.....12 [Max Scherzer, 2016]

Most RBI, Single Month, Season.....30 [Kyle Schwarber, June 2021]
 Most RBI, March/April, Season.....29 [Ryan Zimmerman, 2017]
 Most RBI, May, Season.....28 [Bryce Harper, 2015]
 Most RBI, June, Season.....30 [Kyle Schwarber, June 2021]
 Most RBI, July, Season.....24 [Ryan Zimmerman, 2012 and Jayson Werth, 2014]
 Most RBI, Aug., Season.....29 [Anthony Rendon, 2019]
 Most RBI, Sept./Oct., Season.....28 [Ryan Zimmerman 2012, Wilson Ramos 2013 and Anthony Rendon 2018]

Most RBI, Pre All-Star Break.....66 [Daniel Murphy, 2016]
 Most RBI, Post All-Star Break.....64 [Anthony Rendon, 2019]

Most RBI, Game.....10 [Anthony Rendon, April 30, 2017 vs. NYM (W23-5) and Mark Reynolds, July 7, 2018 vs. MIA (W18-4)]
 Most Consecutive Games with RBI.....9 [Ryan Zimmerman, Sept. 3-12, 2012]
 Most RBI, Inning.....4 [MANY TIMES; last: Josh Bell, June 23, 2021 at PHI, T6th (W13-12)]

Most Multi-RBI Games, Career.....244 [Ryan Zimmerman]
 Most Multi-RBI Games, Season.....38 [Anthony Rendon, 2019]

WALKS/STRIKEOUTS

Most Walks, Career.....646 [Ryan Zimmerman]
 Most Walks, Season.....145 [Juan Soto, 2021]
 Most Walks, 9-inning Game.....5 [Bryce Harper, Sept. 18, 2018 vs. MIA (W4-2)]
 Most Walks, Game, Extra Innings.....6 [Bryce Harper, May 8, 2016 at CHI (13 inn., L4-3)]

Most Intentional Walks, Career.....70 [Bryce Harper]
 Most Intentional Walks, Season.....23 [Juan Soto, 2021]
 Most Intentional Walks, 9-inning Game.....2 [MANY TIMES; last: Juan Soto, Aug. 1, 2021 vs. CHI (W6-5)]
 Most Intentional Walks, Game, Extra Innings.....3 [Bryce Harper, May 8, 2016 at CHI (13 inn., L4-3)]

Most Strikeouts, Career.....1384 [Ryan Zimmerman]
 Most Strikeouts, Season.....199 [Adam Dunn, 2010]
 Fewest Strikeouts, Season (Min. 502 Plate Appearances).....48 [Jose Vidro, 2006]
 Most Strikeouts, Game.....5 [MANY TIMES; last: Trea Turner, June 2, 2018 vs. ATL (W5-3)]

STOLEN BASES

Most Stolen Bases, Career.....192 [Trea Turner]
 Most Stolen Bases, Season.....46 [Trea Turner, 2017]
 Most Stolen Bases, Game.....4 [THREE TIMES; last: Michael A. Taylor, June 17, 2018 at TOR (L8-6)]
 Most Stolen Bases, Inning.....2 [MANY TIMES; last: Trea Turner, June 30, 2021 vs. TBR (1st inn., W15-6)]

Most Consecutive Stolen Bases Without Being Thrown Out.....24 [Roger Bernadina, June 9, 2010-June 24, 2011]
 Most Consecutive Games With At Least One Stolen Base.....4 [3x: last, Trea Turner, Sept. 30, 2016- April 3, 2017]

Most Times Caught Stealing, Career.....37 [Ian Desmond and Trea Turner]
 Most Times Caught Stealing, Season.....17 [Alfonso Soriano, 2006 and Nyjer Morgan, 2010]

Most Times Caught Stealing, Game2 [MANY TIMES; last: Trea Turner, Aug. 23, 2016 at BAL (L8-1)]

MISCELLANEOUS

Most Total Bases, Career3159 [Ryan Zimmerman]
 Most Total Bases, Season362 [Alfonso Soriano, 2006]
 Most Total Bases, Game16 [Anthony Rendon, April 30, 2017 vs. NYM (W23-5)]

Most Times Hit By Pitch, Career73 [Danny Espinosa]
 Most Times Hit By Pitch, Season25 [Victor Robles, 2019]
 Most Times Hit By Pitch, Game2 [MANY TIMES; last: Alcides Escobar, July 25, 2021 at BAL (L5-4)]

Most Sacrifice Flies, Career67 [Ryan Zimmerman]
 Most Sacrifice Flies, Season10 [Ryan Zimmerman, 2015 and Bryce Harper, 2016]
 Most Sacrifice Flies, Game2 [MANY TIMES; last: Anthony Rendon, Sept. 24, 2019 vs. PHI GM1 (W4-1)]

Most Sacrifice Bunts, Career55 [Stephen Strasburg]
 Most Sacrifice Bunts, Season15 [Nyjer Morgan, 2010 and Livan Hernandez, 2011]
 Most Sacrifice Bunts, Game3 [Gio Gonzalez, May 2, 2015 at NYM (W1-0)]

Most GIDP, Career212 [Ryan Zimmerman]
 Most GIDP, Season26 [Ryan Zimmerman, 2007]
 Most GIDP, 9-inning Game3 [Ryan Zimmerman, June 21, 2011 vs. SEA (W6-5)]
 Most GIDP, Game, Extra Innings2 [MANY TIMES; last Gerardo Parra, July 31, 2019 vs. ATL (10 inn., L5-4)]

Most Pinch-Hit Appearances, Career125 [Chad Tracy]
 Most Pinch-Hit Appearances, Season71 [Chad Tracy, 2013]

Most Pinch Hits, Career23 [Chad Tracy]
 Most Pinch Hits, Season16 [Adam Lind, 2017]
 Highest Pinch-Hit Batting Average, Career (50 Pinch-Hit AB Min.)292 [Andrew Stevenson]
 Highest Pinch-Hit Batting Average, Season (10 Pinch-Hit AB Minimum)421 [Andrew Stevenson, 2019]
 Most Pinch-Hit Home Runs, Career4 [Adam Lind]
 Most Pinch-Hit Home Runs, Season4 [Adam Lind, 2017]
 Most Pinch-Hit RBI, Career16 [Chad Tracy]
 Most Pinch-Hit RBI, Season13 [Adam Lind, 2017]

Most Hits By A Pitcher, Career67 [Stephen Strasburg]
 Most Hits By A Pitcher, Season20 [Livan Hernandez, 2005]
 Most Home Runs By A Pitcher, Career4 [Livan Hernandez and Stephen Strasburg]
 Most Home Runs By A Pitcher, Season2 [Livan Hernandez, 2005 and Stephen Strasburg, 2017]

Most Hits By A Pitcher, Game3 [MANY TIMES; last: Stephen Strasburg, July 18, 2019 at ATL (W14-3)]
 Most RBI By A Pitcher, Game5 [Stephen Strasburg, July 18, 2019 at ATL (W14-3)]

ROOKIES

Highest Batting Average, Season (Min. 300 At-Bats)342 [Trea Turner, 2016]
 Highest On-Base Percentage, Season (Min. 300 At-Bats)406 [Juan Soto, 2018]
 Highest Slugging Percentage, Season (Min. 300 At-Bats)567 [Trea Turner, 2016]

Most Games, Season158 [Danny Espinosa, 2011]
 Most At-Bats, Season614 [Ryan Zimmerman, 2006]
 Most Runs, Season98 [Bryce Harper, 2012]
 Most Hits, Season176 [Ryan Zimmerman, 2006]
 Most Home Runs, Season22 [Bryce Harper, 2012 and Juan Soto, 2018]
 Most RBI, Season110 [Ryan Zimmerman, 2006]
 Most Stolen Bases, Season33 [Trea Turner, 2016]
 Longest Consecutive-Game Hitting Streak17 [Ryan Zimmerman, June 28-July 18, 2006]

CATEGORY INDIVIDUAL PITCHING RECORD

GAMES

Most Appearances, Career.....	414 [Tyler Clippard]
Most Appearances, Season.....	88 [Jon Rauch, 2007]

GAMES STARTED

Most Starts, Career.....	246 [Stephen Strasburg]
Most Starts, Season.....	35 [Livan Hernandez, 2005]

INNINGS

Most Innings Pitched, Career.....	1465.1 [Stephen Strasburg]
Most Innings Pitched, Season, Starter.....	246.1 [Livan Hernandez, 2005]
Most Innings Pitched, Season, Reliever.....	93.0 [Saul Rivera, 2007]
Most Innings Pitched, Game, Starter.....	9.0 [MANY TIMES; last: Max Scherzer, May 2, 2021 vs. MIA (W3-1)]
Most Innings Pitched, Game, Reliever.....	6.0 [Ross Ohlendorf, July 21, 2013 vs. LAD (L9-2)]

WINS

Most Wins, Career.....	113 [Stephen Strasburg]
Most Wins, Season.....	21 [Gio Gonzalez, 2012]
Most Wins, Season, Home.....	12 [Jordan Zimmermann, 2013]
Most Wins, Season, Road.....	12 [Gio Gonzalez, 2012 and Max Scherzer, 2016]
Highest Winning Percentage, Career (Min. 100 Decisions).....	.662 [Max Scherzer, 92-47]
Highest Winning Percentage, Season (Min. 15 Decisions).....	.789 [Stephen Strasburg, 15-4, 2016 and 2017]
Most Wins, Pre All-Star Break.....	12 [FIVE TIMES; last: Max Scherzer, 2018]
Most Wins, Post All-Star Break.....	10 [Max Scherzer, 2016]
Most Relief Wins, Career.....	33 [Tyler Clippard]
Most Relief Wins, Season.....	11 [Tyler Clippard, 2010]
Most Consecutive Wins, Starter [when rec. the decision].....	16 [Stephen Strasburg, Sept. 15, 2015-July 15, 2016]
Most Consecutive Wins, Reliever.....	8 [Tyler Clippard, Sept. 29, 2009-May 9, 2010]

LOSSES

Most Losses, Career.....	65 [Gio Gonzalez]
Most Losses, Season.....	16 [Ramon Ortiz, 2006 and Patrick Corbin, 2021]
Most Relief Losses, Career.....	23 [Tyler Clippard]
Most Relief Losses, Season.....	9 [Wander Suero, 2019]
Most Consecutive Losses, Starter.....	8 [Dan Haren, May 14-July 22, 2013]
Most Consecutive Losses, Reliever.....	8 [Sean Burnett, Aug. 18, 2009-Aug. 18, 2010]

ERA

Lowest ERA, Career (Min. 500 IP).....	2.80 [Max Scherzer]
Lowest ERA, Season (among those qualified).....	2.41 [Doug Fister, 2014]

COMPLETE GAMES

Most Complete Games, Career.....	11 [Max Scherzer]
Most Complete Games, Season.....	4 [Jordan Zimmermann, 2013 and Max Scherzer, 2015]
Most Consecutive Complete Games.....	2 [Jordan Zimmermann, June 8-13, 2014 and Max Scherzer, June 14-20, 2015]

SHUTOUTS

Most Shutouts, Career.....	4 [Jordan Zimmermann and Max Scherzer]
Most Shutouts, Season.....	3 [Max Scherzer, 2015]
Most Consecutive Shutouts.....	2 [Max Scherzer, June 14-20, 2015]

NO-HITTERS

Most No-Hitters, Career.....	2 [Max Scherzer, June 20, 2015 vs. PIT and Oct. 3, 2015 at NYM]
------------------------------	---

PERFECT GAME

Most Perfect Games, Career.....	None
---------------------------------	------

CONSECUTIVE SCORELESS INNINGS

Most Consecutive Scoreless Innings	35.0 [Stephen Strasburg, Aug. 19-Sept. 17, 2017]
Most Consecutive Scoreless Innings, Starter	35.0 [Stephen Strasburg, Aug. 19-Sept. 17, 2017]
Most Consecutive Scoreless Innings, Reliever	22.2 [Sean Burnett, Aug. 26, 2010-April 12, 2011]

HITS ALLOWED

Most Hits Allowed, Career	1209 [Stephen Strasburg]
Most Hits Allowed, Season	268 [Livan Hernandez, 2005]
Most Hits Allowed, Game	14 [Patrick Corbin, Sept. 19, 2020 at MIA (L7-3)]

RUNS ALLOWED

Most Runs Allowed, Career	575 [Stephen Strasburg]
Most Runs Allowed, Season	127 [Ramon Ortiz, 2006]
Most Runs Allowed, Game	10 [NINE TIMES; last: Joe Ross, April 19, 2021 vs. STL (L12-5)]

EARNED RUNS ALLOWED

Most Earned Runs Allowed, Career	523 [Stephen Strasburg]
Most Earned Runs Allowed, Season	118 [Ramon Ortiz, 2006]
Most Earned Runs Allowed, Game	10 [FIVE TIMES; last: Joe Ross, April 19, 2021 vs. STL (L12-5)]

HOME RUNS ALLOWED

Most Home Runs Allowed, Career	144 [Stephen Strasburg]
Most Home Runs Allowed, Season	37 [Patrick Corbin, 2021]
Most Home Runs Allowed, Game	4 [MANY TIMES; last: Joe Ross, April 19, 2021 vs. STL (L12-5)]
Most Home Runs Allowed, Inning	3 [MANY TIMES; last: Sean Doolittle, Aug. 17, 2019 vs. MIL (T9th., L15-14)]

HIT BATSMEN

Most Hit Batsmen, Career	52 [Stephen Strasburg]
Most Hit Batsmen, Season	18 [Ramon Ortiz, 2006]
Most Hit Batsmen, Game	4 [Livan Hernandez, July 20, 2005 vs. COL (L3-2)]

WALKS

Most Walks, Career	485 [Gio Gonzalez]
Most Walks, Season	84 [Livan Hernandez, 2005]
Fewest Walks, Season (Min. 162 Innings).....	24 [Doug Fister, 2014]
Most Walks, Game	7 [MANY TIMES; last: Jefry Rodriguez, Sept. 2, 2018 vs. MIL (L9-4)]

STRIKEOUTS

Most Strikeouts, Career	1718 [Stephen Strasburg]
Most Strikeouts, Career, Left-Handed Pitcher	1215 [Gio Gonzalez]
Most Strikeouts, Career, Right-Handed Pitcher	1718 [Stephen Strasburg]
Most Strikeouts, Career, Starter	1718 [Stephen Strasburg]
Most Strikeouts, Career, Reliever	522 [Tyler Clippard]

Most Strikeouts, Season	300 [Max Scherzer, 2018]
Most Strikeouts, Season, Left-Handed Pitcher	238 [Patrick Corbin, 2019]
Most Strikeouts, Season, Right-Handed Pitcher	300 [Max Scherzer, 2018]
Most Strikeouts, Season, Starter	300 [Max Scherzer, 2018]
Most Strikeouts, Season, Reliever	112 [Tyler Clippard, 2010]

Most Strikeouts, Game	20 [Max Scherzer, May 11, 2016 vs. DET (W3-2)]
Most Strikeouts, Game, Left-Handed Pitcher	12 [Gio Gonzalez, Sept. 25, 2014 vs. NYM (G2, W3-0) and Sept. 16, 2015 at PHI (W12-2)]
Most Strikeouts, Game, Right-Handed Pitcher	20 [Max Scherzer, May 11, 2016 vs. DET (W3-2)]
Most Strikeouts, Game, Starter	20 [Max Scherzer, May 11, 2016 vs. DET (W3-2)]
Most Strikeouts, Game, Reliever	7 [MANY TIMES; last: A.J. Cole, May 23, 2015 vs. PHI (L8-1)]

Most Strikeouts, Inning	4 [Jon Rauch, April 26, 2006 vs. CIN, 8th inn., (L5-0)]
Most Consecutive Strikeouts	9 [Max Scherzer, Oct. 3, 2015 at NYM (W2-0)]

WILD PITCHES

Most Wild Pitches, Career	43 [Stephen Strasburg]
Most Wild Pitches, Season	14 [Henry Rodriguez, 2011]
Most Wild Pitches, Game	4 [Daniel Cabrera, April 30, 2009 vs. STL (L9-4)]

SAVES

Most Saves, Career.....	113 [Chad Cordero]
Most Saves, Season.....	47 [Chad Cordero, 2005]
Most Saves, Pre All-Star Break.....	31 [Chad Cordero, 2005]
Most Saves, Post All-Star Break.....	22 [Chad Cordero, 2007]
Most Consecutive Appearances Earning a Save.....	15 [Chad Cordero, June 5-July 2, 2005]
Most Consecutive Team Games Earning a Save.....	4 [Mike MacDougal, Aug. 2-5, 2009 and Drew Storen. June 10-14, 2011]
Most Consecutive Successfully Converted Save Opportunities.....	26 [Chad Cordero, April 26-July 2, 2005]

BALKS

Most Balks, Career.....	5 [Aníbal Sánchez]
Most Balks, Season.....	3 [Ramon Ortiz, 2006, Yunesky Maya, 2010, Stephen Strasburg, 2013 and Anibal Sánchez, 2019]
Most Balks, Game.....	2 [THREE TIMES; last: Stephen Strasburg, Sept. 8, 2013 at MIA (W6-4)]

ROOKIES

Most Games.....	79 [Gary Majewski, 2005]
Most Starts.....	31 [Matt Chico, 2007 and John Lannan, 2008]
Most Innings Pitched.....	182.0 [John Lannan, 2008]
Most Wins.....	9 [John Lannan, 2008]
Lowest ERA (Minimum 100.0 Innings).....	3.91 [John Lannan, 2008]
Most Complete Games.....	1 [Ross Detwiler, Shairon Martis, Craig Stammen, 2009]
Most Shutouts.....	None
Most Saves.....	8 [Koda Glover, 2017]
Most Strikeouts.....	117 [John Lannan, 2008]

CATEGORY	INDIVIDUAL FIELDING	RECORD
----------	---------------------	--------

FIELDING PERCENTAGE

Highest Fielding Percentage, Career (Minimum 250 games)	
1B.....	.994 [Adam LaRoche]
2B.....	.989 [Danny Espinosa]
3B.....	.971 [Anthony Rendon]
SS.....	.973 [Trea Turner]
OF.....	.995 [Denard Span]
C.....	.994 [Wilson Ramos]
P.....	.987 [Sean Burnett]
Highest Fielding Percentage, Season (Among those who qualified)	
1B.....	.996 [Nick Johnson, 2005 and Ryan Zimmerman, 2016]
2B.....	.992 [Wilmer Difo, 2018]
3B.....	.981 [Anthony Rendon, 2018]
SS.....	.980 [Trea Turner, 2018]
OF.....	1.000 [Denard Span, 2013, Victor Robles and Juan Soto, 2020]
C.....	1.000 [Kurt Suzuki, 2020]
P.....	1.000 [MANY TIMES; last: Erick Fedde, 2021]

PUTOUTS

Most Putouts, Career	
1B.....	3904 [Adam LaRoche]
2B.....	943 [Danny Espinosa]
3B.....	853 [Ryan Zimmerman]
SS.....	1318 [Ian Desmond]
OF.....	1690 [Bryce Harper]
C.....	4308 [Wilson Ramos]
P.....	96 [Stephen Strasburg]
Most Putouts, Season	
1B.....	1260 [Adam LaRoche, 2012]
2B.....	305 [Danny Espinosa, 2011]
3B.....	152 [Ryan Zimmerman, 2006]
SS.....	234 [Ian Desmond, 2013]

OF	380 [Austin Kearns, 2007]
C	1094 [Wilson Ramos, 2016]
P	21 [Stephen Strasburg, 2019]

ASSISTS

Most Assists, Career

1B	301 [Adam LaRoche]
2B	1457 [Danny Espinosa]
3B	2181 [Ryan Zimmerman]
SS	2447 [Ian Desmond]
OF	53 [Bryce Harper]
C	305 [Wilson Ramos]
P	158 [Gio Gonzalez]

Most Assists, Season

1B	100 [Adam LaRoche, 2012]
2B	464 [Danny Espinosa, 2011]
3B	348 [Ryan Zimmerman, 2007]
SS	446 [Ian Desmond, 2013]
OF	22 [Alfonso Soriano, 2006]
C	77 [Wilson Ramos, 2015]
P	45 [Livan Hernandez, 2005]

ERRORS

Most Errors, Career

1B	27 [Nick Johnson]
2B	27 [Danny Espinosa]
3B	137 [Ryan Zimmerman]
SS	147 [Ian Desmond]
OF	31 [Bryce Harper]
C	28 [Wilson Ramos]
P	11 [Stephen Strasburg]

Most Errors, Season

1B	15 [Nick Johnson, 2006]
2B	14 [Danny Espinosa, 2011]
3B	23 [Ryan Zimmerman, 2007]
SS	34 [Ian Desmond, 2010]
OF	11 [Alfonso Soriano, 2006]
C	8 [Wilson Ramos, 2013 and Matt Wieters, 2017]
P	4 [Craig Stammen, 2010, Ross Ohlendorf, 2013, Stephen Strasburg, 2014 and Anibal Sánchez [2019]

Most Errors, Game

1B	3 [Michael Morse, July 15, 2011 at ATL (L1-11)]
2B	2 [SEVEN TIMES; last Starlin Castro, July 28, 2020 vs. TOR (L1-5)]
3B	3 [Damian Jackson, Aug. 20, 2006 at PHI (L10-12) and Ryan Zimmerman, Sept. 7, 2007 at ATL (L1-7)]
SS	3 [Ian Desmond, June 2, 2010 at HOU (L1-5)]
OF	2 [FIVE TIMES; last: Justin Maxwell, Oct. 1, 2010 at NYM (10 inn., L1-2)]
C	2 [FIVE TIMES; last: Kurt Suzuki, May 6, 2019 at MIL (L3-5)]
P	2 [THREE TIMES; last: Doug Fister, Apr. 27, 2015 at ATL (L4-8)]

LAST TRADE LIST

LIST OF MOST-RECENT TRADES INVOLVING EACH OF THE OTHER 29 BALLCLUBS (AS OF 12/29/20)

DIVISION / TEAM	DATE	NATIONALS RECEIVED	NATIONALS DEALT
NL East			
ATL	3/27/2016	1B Nate Freiman	INF/OF Tyler Moore
MIA	10/10/2018	RHP Kyle Barraclough	International Slot Value
NYM	2/12/2018	INF/OF Matt Reynolds	Cash Considerations
PHI	7/28/2017	INF/OF Howie Kendrick	LHP McKenzie Mills
NL Central			
CHI	8/21/2018	INF Andruw Monasterio, Player To Be Named	2B Daniel Murphy
CIN	12/12/2018	RHP Tanner Rainey	RHP Tanner Roark
MIL	7/13/2021	Cash Considerations	LHP Kyle Lobstein
PIT	12/24/2020	1B Josh Bell	RHP Wil Crowe, RHP Eddy Yean
STL	7/30/2021	OF Lane Thomas	LHP Jon Lester
NL West			
ARI	7/30/2011	INF Zachary Walters	RHP Jason Marquis
COL	7/31/2009	RHP Ryan Mattheus, RHP Robinson Fabian	LHP Joe Beimel
LAD	7/30/2021	RHP Gerardo Carrillo, OF Donovan Casey, RHP Josiah Gray, C Keibert Ruiz	RHP Max Scherzer, SS Trea Turner
SDP	7/29/2021	RHP Mason Thompson, INF Jordy Barley	RHP Daniel Hudson
SFG	2/13/2019	Cash Considerations	RHP Trevor Gott
AL East			
BAL	10/3/2001*	Conditional Deal	OF Tim Lincecum
BOS	7/29/2021	RHP Aldo Ramirez	OF Kyle Schwarber
NYG	4/23/2018	Cash Considerations	RHP A.J. Cole
TBR	2/7/2017	LHP Enny Romero	RHP Jeffrey Rosa
TOR	7/29/2021	C Riley Adams	LHP Brad Hand
AL Central			
CLE	11/30/2018	C Yan Gomes	RHP Jefry Rodriguez, OF Daniel Johnson, INF Andruw Monasterio
CWS	5/26/2017	OF Ryan Raburn	PTBN or Cash Considerations (Cash)
DET	12/2/2013	RHP Doug Fister	INF Steve Lombardozzi, LHP Ian Krol, LHP Robbie Ray
KCR	7/3/2011	SS Alcides Escobar	Cash Considerations
MIN	1/29/2020	RHP Ryne Harper	RHP Hunter McMahon
AL West			
HOU	3/26/2007	INF Wade Robinson	C Danny Ardoin
LAA	12/10/2016	RHP Austin Adams, RHP Kyle McGowin	INF Danny Espinosa
OAK	7/30/2019	RHP Richard Gass, C Drew Millas, RHP Seth Shuman	C Yan Gomes, INF Josh Harrison
SEA	7/31/2019	RHP Roenis Elias, RHP Hunter Strickland	LHP Taylor Guibeau, LHP Aaron Fletcher
TEX	12/12/2014	INF Chris Bostick, RHP Abel De Los Santos	LHP Ross Detwiler

* Expos Trade

CHRONOLOGICAL LIST OF NATIONALS EJECTIONS (2005-22)

DATE	NATIONAL EJECTED	OPPONENT	DATE	NATIONAL EJECTED	OPPONENT	DATE	NATIONAL EJECTED	OPPONENT
April 30, 2005	Frank Robinson	vs. NYM	Sep. 1, 2010	Nyjer Morgan	at FLA	Sep. 25, 2016	A.J. Cole	at PIT
May 17, 2005	Frank Robinson	vs. MIL	Sep. 1, 2010	Doug Slaten	at FLA	May 9, 2017	Daniel Murphy	vs. BAL
June 4, 2005	Marlon Byrd	vs. FLA	Sep. 1, 2010	Jim Riggleman	at FLA	May 29, 2017	Bryce Harper	at SFG
July 16, 2005	Cristian Guzman	at MIL	Sep. 28, 2010	Jim Riggleman	vs. PHI	June 29, 2017	Dusty Baker	vs. CHI
July 18, 2005	Jose Vidro	vs. COL	April 6, 2011	Todd Coffey	at FLA	July 26, 2017	Bryce Harper	vs. MIL
Sep. 13, 2005	Frank Robinson	at NYM	May 4, 2011	Jim Riggleman	at PHI	Aug. 5, 2017	Matt Wieters	at CHI
Sep. 14, 2005	Jose Guillen	at NYM	May 22, 2011	Jim Riggleman	at BAL	April 5, 2018	Trea Turner	vs. NYM
April 6, 2006	Frank Robinson	at NYM	May 27, 2011	Jerry Hairston Jr.	vs. SDP	April 7, 2018	Anthony Rendon	vs. NYM
April 6, 2006	Felix Rodriguez	at NYM	June 5, 2011	Jason Marquis	at ARI	April 7, 2018	Dave Martinez	vs. NYM
April 29, 2006	Damian Jackson	at STL	June 6, 2011	Jim Riggleman	at ARI	July 25, 2018	Kevin Long	at MIL
May 13, 2006	Frank Robinson	at ATL	June 24, 2011	Jerry Hairston Jr.	at CWS	Aug. 8, 2018	Juan Soto	vs. ATL
May 17, 2006	Robert Fick	at CHI	June 25, 2011	Jim Riggleman	at CWS	Aug. 8, 2018	Kevin Long	vs. ATL
June 15, 2006	Robert Fick	vs. COL	Aug. 26, 2011	Pat Corrales	at CIN	Aug. 28, 2018	Mark Reynolds	at PHI
Aug. 19, 2006	Ramon Ortiz	at PHI	Aug. 27, 2011	Davey Johnson	at CIN	Aug. 31, 2018	Matt Wieters	vs. MIL
April 7, 2007	Robert Fick	vs. ARI	Aug. 29, 2012	Bryce Harper	at MIA	Sept. 16, 2018	Chip Hale	at ATL
May 23, 2007	Ray King	at CIN	Sep. 8, 2012	Gio Gonzalez	vs. MIA	Sept. 20, 2018	Bryce Harper	vs. NYM
July 2, 2007	Robert Fick	vs. CHI	Sep. 15, 2012	Davey Johnson	at ATL	April 16, 2019	Dave Martinez	vs. SFG
July 19, 2007	Dmitri Young	vs. COL	May 5, 2015	Bryce Harper	at PIT	May 7, 2019	Anthony Rendon	at MIL
July 26, 2007	Manny Acta	at PHI	May 12, 2013	Kurt Suzuki	vs. CHI	May 23, 2019	Howie Kendrick	at NYM
July 26, 2007	John Lannan	at PHI	July 13, 2013	Bryce Harper	at MIA	May 23, 2019	Dave Martinez	at NYM
Sep. 8, 2007	Pat Corrales	at ATL	July 21, 2013	Jason Werth	vs. LAD	May 21, 2019	Gerardo Parra	at ATL
May 17, 2008	Jesus Flores	at BAL	July 25, 2013	Davey Johnson	vs. PIT	July 28, 2019	Adam Eaton	vs. LAD
July 8, 2008	Odalis Perez	vs. ARI	Aug. 16, 2013	Stephen Strasburg	at ATL	July 28, 2019	Dave Martinez	vs. LAD
April 17, 2009	Manny Acta	vs. FLA	Aug. 16, 2013	Davey Johnson	at ATL	Sept. 8, 2019	Trea Turner	at ATL
July 30, 2009	Jim Riggleman	at MIL	Aug. 16, 2013	Scott Hairston	at ATL	Sept. 8, 2019	Dave Martinez	at ATL
Aug. 11, 2009	Rick Eckstein	at ATL	Sep. 19, 2013	Randy Knorr	vs. MIA	Sept. 13, 2019	Tim Bogar	vs. ATL
Aug. 22, 2009	Jim Riggleman	vs. MIL	June 23, 2014	Matt Williams	at MIL	Oct. 29, 2019	Dave Martinez	at HOU
April 12, 2010	Jim Riggleman	at PHI	Oct. 4, 2014	Matt Williams	vs. SFG	Aug. 13, 2020	Stephen Strasburg	at NYM
April 16, 2010	Adam Dunn	vs. MIL	Oct. 4, 2014	Asdrubal Cabrera	vs. SFG	Aug. 16, 2020	Anibal Sanchez	at BAL
May 17, 2010	Rick Eckstein	at STL	May 13, 2015	Matt Williams	at ARI	Aug. 16, 2020	Kevin Long	at BAL
May 22, 2010	Dan Radison	vs. BAL	May 13, 2015	Bryce Harper	at ARI	May 19, 2021	Dave Martinez	at CHI
June 4, 2010	Ian Desmond	vs. CIN	May 20, 2015	Bryce Harper	vs. NYG	May 30, 2021	Kevin Long	vs. MIL
June 5, 2010	Miguel Batista	vs. CIN	May 20, 2015	Matt Williams	vs. NYG	Sept. 4, 2021	Dave Marintez	vs. NYM
June 5, 2010	Jim Riggleman	vs. CIN	May 30, 2015	Yunel Escobar	at CIN	Sept. 21, 2021	Dave Martinez	at MIA
June 19, 2010	Jim Riggleman	vs. CWS	July 31, 2015	Bryce Harper	at NYM			
July 18, 2010	Wille Harris	at FLA	Aug. 15, 2015	Steve McCatty	at SFG			
Aug. 17, 2010	Ivan Rodriguez	at ATL	Sep. 23, 2015	Jonathan Papelbon	vs. BAL			
Aug. 18, 2010	Jim Riggleman	at ATL	May 9, 2016	Bryce Harper	vs. DET			
Aug. 18, 2010	Ryan Zimmerman	at ATL	May 15, 2016	Rick Schu	vs. MIA			
Aug. 28, 2010	Dan Radison	vs. STL	June 15, 2016	Anthony Rendon	vs. CHI			
Aug. 28, 2010	Scott Olsen	vs. STL	Aug. 27, 2016	Bryce Harper	vs. COL			

RING OF HONOR AT NATIONALS PARK

On Aug. 10, 2010, the Washington Nationals unveiled their Ring of Honor at Nationals Park, honoring baseball Hall of Famers with distinct ties to Washington's baseball heritage. The display, located directly behind home plate and extending to the right field facade, features Hall of Famers and those with distinguished histories with the Washington Nationals, Washington Senators, Homestead Grays and Montreal Expos.

The Nationals, in conjunction with the National Baseball Hall of Fame and Museum in Cooperstown, NY, initially developed the following criteria to honor Hall of Famers: The player had to be elected to the National Baseball Hall of Fame, the player had to have played or managed with the Washington Nationals, Washington Senators, Homestead Grays or Montreal Expos, the player had to have played significant years with those teams. In 2016, the criteria was adjusted to honor others who have made significant contributions to the game of baseball in Washington, D.C.

- | | |
|--|--|
| James "Cool Papa" Bell
Grays Center Fielder (1932, 1943-46) | Harmon Killebrew
Senators First Baseman (1954-60) |
| Ray Brown
Grays Pitcher (1932-45, 1947-48) | Buck Leonard
Grays First Baseman (1934-50) |
| Gary Carter
Expos Catcher (1974-84, 1992) | Heinie Manush
Senators Left Fielder (1930-35) |
| Joe Cronin
Senators Shortstop (1928-34) | Cumberland Posey
Grays Outfielder, Manager & Owner (1911-46) |
| Andre Dawson
Expos Center Fielder (1976-86) | Tim Lincecum
Expos Outfielder (1979-90, 2001) |
| Rick Ferrell
Senators Catcher (1937-41, 1944-45, 1947) | Sam Rice
Senators Right Fielder (1915-33) |
| Josh Gibson
Grays Catcher (1937-46) | Frank Robinson
Expos/Nationals Manager (2002-06) |
| Goose Goslin
Senators Left Fielder (1921-30, 1933, 1938) | Ivan "Pudge" Rodriguez
Nationals Catcher (2010-11) |
| Clark Griffith
Senators Pitcher, Manager & Owner (1912-49) | Jayson Werth
Nationals Outfielder (2011-17) |
| Bucky Harris
Senators Second Baseman & Manager (1919-28, 1935-42, 1950-54) | Jud Wilson
Grays Third Baseman (1931-32, 1940-45) |
| Frank Howard
Senators Outfielder/First Baseman (1965-71) | Early Wynn
Senators Pitcher (1939-44, 1946-48) |
| Walter Johnson
Senators Pitcher (1907-27) | |

WASHINGTON, DC AND THE BASEBALL HALL OF FAME AND MUSEUM



NATIONAL BASEBALL HALL OF FAME AND MUSEUM

25 Main Street, Cooperstown, New York 13326
PHONE: (607) 547-7200 **FAX:** (607) 547-2044
PUBLIC RELATIONS: (607) 547-0215
EMAIL ADDRESS: info@baseballhalloffame.org
WEB SITE: baseballhall.org

SUMMER HOURS: Memorial Day Weekend - Labor Day Weekend: 9 a.m. to 9 p.m.
OFF-SEASON HOURS: 9 a.m. to 5 p.m.

HOLIDAY CLOSINGS: Thanksgiving Day, Christmas Day, New Year's Day.

SENATORS IN THE BASEBALL HALL OF FAME (17)

HALL-OF-FAMER	YEAR INDUCTED	YEARS WITH SENATORS
Stan Coveleski (RHP).....	1969	1925-27
* Spittballer won 215 career games, tossed 3 CG in '20 World Series.		
Joe Cronin (SS).....	1956	1928-34
* Seven-time AL All-Star, led Nationals to '33 pennant as player/manager.		
Ed Delahanty (OF).....	1945	1902-03
* Career .346 hitter tallied 2,593 hits. Hit 4 HR in game (7/13/1896).		
Rick Ferrell (C).....	1984	1937-41, '44-45, '47
* Held AL games caught record (1,806) until trumped by Fisk in '88.		
Lefty Gomez (LHP).....	1972	1943
* Four-time 20-game winner, helped NYY claim 7 pennants.		
Goose Goslin (OF) *	1968	1921-30, '33, '38
* On all three WSH pennant-winning clubs. Posted 100-plus RBI 11 times.		
Clark Griffith (executive).....	1946	1912-14
* "The Old Fox" was a revolutionary player, manager and owner.		
Bucky Harris (outfielder) *	1975	1919-28
* Player/manager of 1924 World Champions Nationals.		
Whitey Herzog (manager).....	2010	1956-58
* Managed in three World Series (1982, 1985, 1987).		
Walter Johnson (RHP) *	1936	1907-27
* The Big Train posted 417 wins, 3508 K's, 110 SHO during career.		
Harmon Killebrew (1B/3B/OF).....	1984	1954-60
* Began career in DC and 84 of 573 career homers came as a Senator.		
Heinie Manush (OF) *.....	1964	1930-35
* .330 career hitter. Hit .362 in first season with WAS ('30).		
Sam Rice (OF) *	1963	1915-33
* Most career hits (2,987) without being member of 3,000-hit club.		
Al Simmons (OF).....	1953	1937-38
* Hit .300 and drove in 100-plus runs 11 straight seasons (1924-34).		
George Sisler (1B).....	1939	1928
* Twice hit .400 or better. Held single-season hits mark (257) until '04.		
Tris Speaker (OF).....	1937	1927
* MLB's all-time leader in doubles (792), tallied 3,515 career hits.		
Early Wynn (RHP).....	1972	1939, '41-44, '46-48
* Posted 300 wins, five 20-win seasons in AL-record 23-year career.		
* - spent majority of career with the Senators bold — dons Washington cap on H.O.F. plaque		

WASHINGTON-AREA PLAYERS IN THE H.O.F.

HALL-OF-FAMER	YEAR INDUCTED
Leon Day (RHP/INF).....	2003
* Alexandria, VA native was power pitcher who played for Newark.	

SENATORS/EXPOS BROADCASTERS (FORD C. FRICK AWARD)

HALL-OF-FAMER	YEAR	TEAM
Bob Wolff.....	1995	Senators
Arch McDonald.....	1999	Senators
Dave Van Horne.....	2011	Expos

EXPOS IN THE BASEBALL HALL OF FAME (11)

HALL-OF-FAMER	YEAR INDUCTED	YEAR(S) WITH EXPOS
Gary Carter (C) *	2003	1974-84
* Three-time Gold Glove was an 11-time All-Star. Hit 319 HR.		
Andre Dawson (OF) *	2010	1976-86
* Rookie of the Year in 1977, 8-time All-Star, NL MVP in 1987 with CHI.		
Vladimir Guerrero (OF) *.....	2018	1996-2003
* Four-time All-Star and three-time Silver Slugger with Montreal		
Randy Johnson (LHP).....	2015	1988-89
* 10-time All-Star, five-time CY Young Award winner, 2001 World Series.		
Pedro Martinez (RHP).....	2015	1994-97
* Eight-time All-Star, 2004 World Series, only Expo to win Cy Young Award.		
Tony Perez (1B).....	2000	1977-79
* 1,652 career RBI most among Latin players.		
Tim Lincecum (OF) *	2017	1979-90, 2001
* Only player to total 70 or more stolen bases in six consecutive seasons.		
Frank Robinson (OF/1B).....	1982	2002-04
* Only player to win NL (1961) & AL (1966) MVP, retired fourth on HR list.		
Lee Smith (RHP).....	2019	1997
* Was MLB's all-time saves leader (478) from 1993-2006.		
Larry Walker (1B/OF).....	2020	1989-94
* Made his MLB debut and spent his first six seasons (1989-94) with Montreal.		
Dick Williams (MGR).....	2008	1977-81
* Veterans Committee selection, led Expos to only Postseason berth (1981).		
* - spent majority of career with the Expos bold — dons Expos cap on H.O.F. plaque		

NATIONALS IN THE BASEBALL HALL OF FAME (1)

HALL-OF-FAMER	YEAR INDUCTED	YEAR(S) WITH NATIONALS
Ivan "Pudge" Rodriguez (C).....	2017	2010-11
* 14-time All-Star, 13-time Gold Glove, 7-time Silver Slugger, 1999 AL MVP		

NATIONALS WORLD SERIES ARTIFACTS IN THE BASEBALL H.O.F.

- * The ball hit by Howie Kendrick off the right field foul pole for the go-ahead home run in Game 7
- * A jersey worn by World Series MVP Stephen Strasburg in his Game 6 victory
- * A cap worn by starting pitcher Max Scherzer in Game 7
- * The ball hit by Juan Soto for his Game 1 home run
- * A hoodie worn by manager Dave Martinez
- * A bat used by Anthony Rendon
- * The spikes worn by Kurt Suzuki
- * The glove used by reliever Fernando Rodney

OTHER NOTABLE ARTIFACTS IN THE BASEBALL H.O.F.

- * Ball hit by Brad Wilkerson for the first hit in Nationals history against the Phillies on April 4, 2005, as well as Wilkerson's jersey from the game.
- * Baseball (from first pitch thrown by Livan Hernandez) and Vinny Castilla's bat (first homer in 33 summers at RFK Stadium) from Nationals' home opener, April 14, 2005 vs. Arizona.
- * Cap with patch worn by Ryan Zimmerman when he hit a walk-off homer during the first game at Nationals Park on March 30, 2008.
- * Numerous Virginia Tech caps worn by the Nationals—April 17, 2007 vs. Atlanta—just hours after lone gunman killed 33 students, faculty and staff on Blacksburg, VA campus located just 250 miles from DC.
- * Cap worn by Stephen Strasburg and a ball from his 14-strikeout debut on June 8, 2010.
- * Game-used balls used from each of Max Scherzer's two no-hitters, June 20, 2015 vs. Pittsburgh and Oct. 3, 2015 at New York and Jordan Zimmermann's no-hitter, Sept. 28, 2014.
- * Cap worn by Max Scherzer when he struck out 20 Tigers on May 11, 2016.
- * First-pitch ball from Max Scherzer from Opening Night on July 23, 2020.
- * Helmet worn by Juan Soto during 2020 season when he won the NL batting title.
- * Ball signed by the entire 1924 World Champion Senators team and President Calvin Coolidge.

SCOUTING,
RESEARCH,
AND PLAYER
DEVELOPMENT





SCOUTING DEPARTMENT DIRECTORY

FRONT OFFICE	TITLE	RESIDENCE
Mike Rizzo	President of Baseball Operations and General Manager	Washington, D.C.
Kris Kline	Assistant General Manager & Vice President, Scouting Operations	Stanwood, WA
Eddie Longosz	Director, Scouting Operations	Washington, D.C.
Jack McKeon	Senior Advisor to the General Manager	Elon, NC
Kasey McKeon	Director, Player Procurement	Whitsett, NC
Mark Baca	Assistant Director, Amateur Scouting	Temecula, CA
Jeff Zona	Director, Pitching Evaluation & Special Asst. to the President of Baseball Ops & GM	Mechanicsville, VA
Steve Arneri	Special Assistant to the President of Baseball Operations & GM	Barrington, IL
Mike Daughtry	Special Assistant to the President of Baseball Operations & GM	St. Charles, IL
Willie Fraser	Special Assistant to the President of Baseball Operations & GM	Poughkeepsie, NY
Jeff Harris	Special Assistant to the President of Baseball Operations & GM	Chico, CA
Greg Hunter	Special Assistant to the President of Baseball Operations & GM	Seattle, WA
Dan Jennings	Special Assistant to the President of Baseball Operations & GM	Mobile, AL
John Mirabelli	Special Assistant to the President of Baseball Operations & GM	Mt. Pleasant, SC
Mike Pagliarulo	Special Assistant to the President of Baseball Operations & GM	Jupiter, FL
Jay Robertson	Special Assistant to the President of Baseball Operations & GM	Surprise, AZ
Bob Schaefer	Special Assistant to the President of Baseball Operations & GM	Ft. Myers, FL
Jon Weil	Special Assistant to the President of Baseball Operations & GM	Denver, CO
Jonathan Tosches	Quality Assurance Coordinator	Washington, D.C.
Greg Ferguson	Manager, Advance Scouting	Washington, D.C.
Kenny Diaz	Coordinator, Major League Video/Technology	Arlington, VA
Mike Triller	Assistant, Major League Video	Washington, D.C.
Allan Bekerman	Coordinator, Minor League Video	West Palm Beach, FL

CROSSCHECKERS	TERRITORY	RESIDENCE
Fred Costello	West	Livermore, CA
Jimmy Gonzales	Midwest	San Antonio, TX
Alan Marr	East	Sarasota, FL

AREA SUPERVISORS	TERRITORY	RESIDENCE
Bryan Byrne	N. CA, NV	Fairfield, CA
Brian Cleary	KY, MI, OH, TN, WV	Cincinnati, OH
Ben Diggins	S. CA, HI	Costa Mesa, CA
Kevin Ham	S. TX, LA	Katy, TX
Bob Hamelin	S. CA	San Diego, CA
James Goodwin	IA, IL, IN, MN, ND, SD, WI	Chicago, IL
Tommy Jackson	AL, FL Panhandle, GA, MS	Birmingham, AL
Steve Leavitt	CA	Huntington Beach, CA
John Malzone	CT, MA, ME, NH, NJ, NY, PA, RI, VT	Franklin, MA
Alex Morales	FL, Puerto Rico, Southeast Crosschecker	Wellington, FL
Bobby Myrick	D.C., MD, VA, DE, NC, SC	Colonial Heights, VA
Scott Ramsay	AK, ID, MT, OR, WA, WY, Canada	Valley, WA
Mitch Sokol	AZ, CO, El Paso, Las Vegas, NM, UT	Phoenix, AZ
Cody Staab	AR, KS, NE, MO, N. TX, OK	Allen, TX

SCOUTING DEPARTMENT



Kris Kline



Eddie Longosz



Jack McKeon



Kasey McKeon



Mark Baca



Jeff Zona



Steve Arneri



Mike Daughtry



Willie Fraser



Jeff Harris



Greg Hunter



Dan Jennings



John Mirabelli



Mike Pagliarulo




Jay Robertson




Bob Schaefer




Jon Weil




Jonathan Tosches




Greg Ferguson



Kenny Diaz



Mike Triller



Allan Bekerman



Fred Costello



Jimmy Gonzales



Alan Marr



Bryan Byrne



Brian Cleary




Ben Diggins



Kevin Ham



Bob Hamelin



James Goodwin



Tommy Jackson



Steve Leavitt



John Malzone



Alex Morales



Bobby Myrick



Scott Ramsay



Mitch Sokol



Cody Staab

INTERNATIONAL SCOUTING DEPARTMENT DIRECTORY

FRONT OFFICE	TITLE	RESIDENCE
Johnny DiPuglia	Vice President and Assistant General Manager, International Operations	Hollywood, FL
Mike Cadahia	Director, International Operations	Miami Springs, FL
Fausto Severino	Director, Latin American Scouting	West Palm Beach, FL
German Robles	Coordinator, Venezuela.....	Maracay, VEN
Taisuke Sato	Assistant, International Scouting.....	West Palm Beach, FL
Ricky Gutierrez	Special Assistant to the Vice President and Assistant GM, International Ops.....	Pembroke Pines, FL
Jose Ortega	International Scout	Pembroke Pines, FL
CROSSCHECKERS	TERRITORY	RESIDENCE
Modesto Ulloa	Latin America	Santo Domingo, DOM
Ricardo Vasquez	Latin America	Santo Domingo, DOM
Alex Rodriguez	Latin America	Miami Springs, FL
AREA SCOUTS	TERRITORY	RESIDENCE
Eduardo Cabrera	Colombia.....	Cartagena, COL
David Leer	Curacao and Aruba.....	Noord, AW
Abraham Despradel	Dominican Republic	Santo Domingo, DOM
Virgilio De Leon	Dominican Republic	San Pedro de Macoris, DOM
Fernando Encarnacion	Dominican Republic	Santo Domingo, DOM
Bolivar Pelletier	Dominican Republic	Santo Domingo, DOM
Miguel Ruiz	Panama	Panama City, PAN
Salvador Donadelli	Venezuela.....	Maturin, VEN
Juan Indriago	Venezuela.....	Caracas, VEN
Ronald Morillo	Venezuela.....	Maracaibo, VEN
Juan Muñoz	Venezuela.....	Caracas, VEN



INTERNATIONAL SCOUTING DEPARTMENT



Johnny DiPuglia



Mike Cadahia



Fausto Severino



German Robles



Taisuke Sato



Ricky Gutierrez



Jose Ortega



Modesto Ulloa



Ricardo Vasquez




Alex Rodriguez



Eduardo Cabrera



David Leer



Abraham Despradel



Virgilio De Leon



Fernando Encarnacion



Bolivar Pelletier



Miguel Ruiz



Salvador Donadelli



Juan Indriago



Ronald Morillo



Juan Muñoz

PHIL RIZZO SCOUT OF THE YEAR AWARD

The Washington Nationals announced the winner of the second annual Phil Rizzo Scout of the Year Award on Feb. 24, 2022. The award is given annually to the Washington Nationals scout who represents the integrity, character and work ethic exemplified by Nationals President of Baseball Operations and General Manager **Mike Rizzo's** late father, **Phil Rizzo. Jay Robertson**, Special Assistant to the President of Baseball Operations and General Manager, is this year's winner, announced by Mike Rizzo.

Robertson enters his 12th season as a member of Washington's scouting staff in 2022. He plays an integral role in the Nationals' professional scouting department, providing detailed analysis and scouting reports that assist in building both the Major League and the Minor League rosters. He is responsible for covering several organizations from the Major League clubs down to the low Minor League levels.

"Congratulations to Jay on being the second winner of this special award," said Rizzo. "Jay has been as important as anyone to our success during his tenure. He brings an incredible work ethic and invaluable knowledge of the entire league both at the Major League and Minor League levels. Jay's scouting reports and future projections have played - and continue to play - a vital role in helping our organization sustain its success over the years. Jay embodies everything this award is about and I am very proud to name him this year's winner."

"I'd like to thank Mike Rizzo for selecting me as the winner of this year's Phil Rizzo Scout of the Year Award," said Robertson. "Phil was a legend in the scouting community and I always enjoyed talking about the game we all love while at the ballpark. It's an honor to receive this award and to be a member of the Washington Nationals scouting department. I look forward to all that we will accomplish together in the future."

Prior to joining the Nationals, Robertson spent eight seasons as special assistant to the general manager with the Texas Rangers, working under the leadership of John Hart (2002-05) and Jon Daniels (2006-09). He also enjoyed an 11-year tenure (1990-2001) with Cleveland, culminating with appointment as special assistant to general manager John Hart from 2000-01. He helped Cleveland to six Postseason appearances, including two American League Championships (1995, 1997). Robertson pitched for five seasons in Toronto's organization before coaching and scouting stints with the Phillies and Twins.

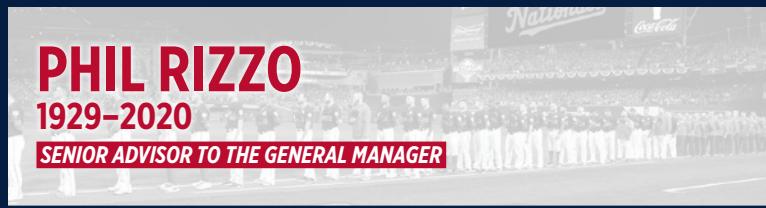


IN MEMORIAM

PHIL RIZZO

1929-2020

SENIOR ADVISOR TO THE GENERAL MANAGER



Phil Rizzo spent 11 seasons as a Senior Advisor to his son, Mike Rizzo, Washington's President of Baseball Operations and General Manager. He was named to the position on Dec. 3, 2009, at the time bringing more than 40 years of scouting experience to the organization.

Phil joined his son for the second time in their respective careers when he was hired by the Nationals in 2009. The two also worked together for seven seasons (1999-2005) with Arizona, where Phil was a Diamondbacks Special Assignment Scout.

While with the Diamondbacks, Rizzo made the first call and filed the first report on University of Kentucky right-hander Brandon Webb, who won the 2006 NL Cy Young Award and represented Arizona in three All-Star Games.

In addition to his time with the Nationals and Diamondbacks, Rizzo's 50-year career in baseball included stints as a scout in the Chicago area for the Chicago White Sox, Los Angeles Angels, Milwaukee Brewers and New York Yankees.

Rizzo is also credited with signing, among others, right-handed pitcher Bob Wickman, left-handed pitcher Bob Kipper, catcher Mike Matheny, infielder Dick Schofield and infielder Mark Loretta.

In May of 2008, Rizzo was one of eight scouts to comprise the inaugural class of the Professional Baseball Scouts Hall of Fame.

Phillip "Butch" Rizzo passed away at age 90 on Feb. 1, 2020. Phil led his family with the values of hard work, grit and loyalty. His impact on the Washington Nationals and the professional baseball scouting community will not be forgotten.

SPECIAL ASSISTANTS / SCOUTING

EDDIE LONGOSZ

Director, Scouting Operations

Longosz enters his 12th year with the Nationals, his seventh in his current role as Director of Scouting Operations...He was promoted from assistant director to director following the 2015 season...In his role, he assists Mike Rizzo on all aspects of Washington's amateur, professional and international scouting operation...Longosz previously served as a scouting assistant from 2011-14...He joined the club as a baseball operations intern during 2010 Spring Training in Viera, Fla. before earning full-time status following the season...Longosz, a Washington, D.C. native, attended St. Albans School in Washington, D.C. playing baseball and basketball...He continued his baseball playing career collegiately at the University of Richmond (Va.)...He graduated from the University of Richmond in 2009 with a degree in business administration with a concentration in finance...Longosz resides in Washington, D.C. with his wife, Natalie Garagiola and son, Charlie.

KASEY MCKEON

Director, Player Procurement

McKeon joined the Nationals on Oct. 27, 2009 as Director of Player Procurement...He enters his 13th season with Washington after working seven seasons (2003-09) with then Rockies as an assistant to Dan O'Dowd, the Rockies Executive Vice President and General Manager...Colorado won the 2007 National League Championship in the first of two Postseason appearances made during his tenure there...McKeon also serves as a Team USA Committee member...Previously worked for Cincinnati, Cleveland and San Diego in various scouting capacities, including a stint as the Reds scouting director...Served on Team USA's Selection Committee in 2003...Is a graduate of San Diego State University...Played two professional seasons as a catcher in the Tigers' chain...Father, Jack McKeon, is a senior advisor to Mike Rizzo.

MARK BACA

Assistant Director, Amateur Scouting

Baca, entering his 15th season with the Washington Nationals, transitioned to his current role of Assistant Director of Amateur Scouting in Nov. 2017 after spending the previous four seasons (2014-17) as Washington's national supervisor...From 2010-13, he served as the national crosschecker, covering the Western region of the United States...Baca started with Washington in 2008, serving as an area scout covering the talent-rich region of Southern California...He covered that same region as an area scout for Arizona (2001-07), with whom he earned a World Series ring in 2001...Prior to his stint with Arizona, worked as an area scout for Montreal (1995-2000) and Cleveland (1993-95)...Baca attended Cal State-Fullerton and was selected by the Angels in the 22nd round of the 1987 First-Year Player Draft.

JEFF ZONA

Director, Pitching Evaluation & Special Assistant to the President of Baseball Operations and General Manager

Zona enters his 16th season with Washington and fourth with the added title of Director of Pitching Evaluation...He was promoted to his position of Special Assistant on Nov. 21, 2013...From 2009-13, Zona served as the national crosschecker covering the Eastern region of the United States...He spent the 2008 and 2009 campaigns as a Major League scout and became the national crosschecker following the 2009 season...He joined Washington's amateur scouting staff as the eastern crosschecker in Sept. of 2006...Zona previously spent 16 years with Boston, earning a World Series ring in 2004...He attended Virginia Commonwealth University in Richmond, Va. and played three professional seasons with Boston and Atlanta before joining the Boston scouting staff in 1991.

STEVE ARNIERI

Special Assistant to the President of Baseball Operations and General Manager

Steve Arneri was named Special Assistant to the President of Baseball Operations and General Manager on Dec. 23, 2014...He was the winner of the inaugural Phil Rizzo Scout of the Year Award in 2021...He is entering his 17th year with the Nationals after joining the organization as an area supervisor in the fall of 2006, scouting amateur players in the Midwest, Upper Midwest and Canada...During his tenure, he signed eventual Major Leaguers James Bourque, Jordan Zimmermann and Jake Smolinski and provided scouting reports on Blake Treinen, Drew Storen, Tanner Roark and Aaron Barrett...He covered the same region for the San Francisco Giants from 1999-2006 and, prior to that, worked from 1996-98 as an associate scout for Boston...From 1991-95, he scouted the Midwest for the White Sox organization, working with current Nationals GM Mike Rizzo...He also served as the hitting coach for Rookie-Level Bristol (CWS) in 1995...He began his scouting career as an associate scout for the Chicago White Sox in 1988 and stayed there until 1989...He worked as the hitting coach for Rookie-Level Butte (TEX) in 1990 and from 1982-87, served as the hitting coach for the University of Illinois...Arneri joined the coaching ranks in 1980 as an assistant coach for his alma mater, Northern Illinois University, where he played outfield for two seasons (1977-78)...He began his collegiate career at Harper (Ill.) Community College where he played two seasons (1975-76)...Arneri resides in Barrington, Ill., with his wife and two daughters.

MIKE DAUGHTRY

Special Assistant to the President of Baseball Operations and General Manager

Daughtry begins his 13th season with the Washington Nationals, serving as a professional scout covering the Midwest...He joined the Nationals after spending 10 seasons (2001-10) as a scout and supervisor for the Arizona Diamondbacks...Prior to that, he enjoyed stints with Texas (1987-2000), the MLB Scouting Bureau (1986-87), Pittsburgh (1985) and Philadelphia (1973-85)...Was offered a playing contract with the Montreal Expos in 1969 but, due to military status, was not able to sign and ended up playing the season in the Mexican League...Enlisted in the United States Air Force, ending his season, but allowed him to finish his college degree that fall...Began his collegiate career at Blinn (Texas) Junior College before graduating from Sul Ross State (Texas) University in 1970.

SPECIAL ASSISTANTS / SCOUTING

WILLIE FRASER

Special Assistant to the President of Baseball Operations and General Manager

Fraser joins the Nationals following a stint with the Chicago Cubs as a pro scout from 2019-21...He served the previous three seasons with the Miami Marlins as a special assignment scout (2018) and an advance scout (2016-17)...From 2014-15, he worked as an advance scout for the Los Angeles Dodgers following one season with them as a professional scout in 2013...He joined the Los Angeles Angels in 2010 and worked three seasons (2010-12) as an advance scout and a Major League scout before moving on to the Dodgers...From 1999-2009, he co-owned Iscouts, Inc. along with Mike Pagliarulo where he provided scouting reports to six Major League teams and five Nippon Professional Baseball (Japan) teams...A first round pick (No. 15 overall) of the California Angels in 1985, Fraser played parts of eight Major League seasons with the Angels (1986-1990), Toronto Blue Jays (1991), St. Louis Cardinals (1991), Florida Marlins (1994) and Montreal Expos (1995)...He also spent three seasons (1996-98) with Orix of the Japan Professional League...A native of Poughkeepsie, N.Y., Fraser graduated from Concordia College in 1985 with a degree in physical education.

JEFF HARRIS

Special Assistant to the President of Baseball Operations and General Manager

Harris joins the Nationals after five seasons (2016-20) as a pro scout with the Philadelphia Phillies...Prior to his time with Philadelphia, Harris worked as a pitching coach in Cleveland's Minor League system from 2009 to 2015...He spent the 2014 and 2015 seasons with Double-A Akron while also serving as an instructor in Major League Spring Training...He also served as the pitching coach of Single-A Carolina (2013), Single-A Lake County (2011-12) and the Arizona Rookie League (2009-10)...Harris joined the coaching ranks after a 14-year professional career that included 14 Major League appearances with the Seattle Mariners from 2005-06...A native of Pinole, Calif, Harris was selected in the 28th round of the 1995 First-Year Player Draft out of the University of San Francisco...He and his wife, Kimberly, reside in Chico, Calif. with their daughters Rilyn and Emerson.

GREG HUNTER

Special Assistant to the President of Baseball Operations and General Manager

Hunter embarks on his first year with the Nationals after spending 25 years (1996-2020) for the Seattle Mariners in various baseball operations roles...He spent 12 seasons (2009-20) as a pro scout...Prior to that, he worked as their director of player development (2007-09), director of Minor League operations (2003-06), director of Minor League administration (2000-02) and as an assistant in player development (1996-2001)...Hunter joined the Mariners player development department in February 1996...He played four professional seasons (1990-93) in Seattle's Minor League system...A native of Kirkland, Wash., Hunter played in the 1980 Little League World Series...He went on to be a four-year letter winner at Washington State University and graduated in 1990 with a degree in social sciences...Hunter resides in Seattle, Wash...He is married to wife, Holly and has one daughter, Juniper.

DAN JENNINGS

Special Assistant to the President of Baseball Operations and General Manager

Jennings returns for his seventh season with the Nationals after spending the previous 13 years (2002-15) with the Florida/Miami Marlins...Jennings came to Washington on the heels of the unique experience of serving the Miami Marlins both in an executive role (most recently as vice president and general manager) and in an on-field capacity, serving as the Marlins' field manager from May 18, 2015 through the end of the season...He joined the Florida Marlins in 2002 as vice president of player personnel and began his ascension through their front office, also serving as the Marlins' assistant general manager & VP of player personnel, before his promotion to general manager on Sept. 29, 2013...Prior to joining the Marlins, Jennings was the director of scouting for the Tampa Bay Devil Rays for more than seven seasons (1995-2001), during which the Rays signed and developed more than 50 Major League players – including Josh Hamilton, Carl Crawford, Jason Hammel, James Shields and Rocco Baldelli...Jennings began his career as an associate scout for the Cincinnati Reds in 1986 and moved to an area scout role with the Seattle Mariners in 1988...Jennings, who serves on the Board of Directors for the MLB Scout of the Year program and the Professional Baseball Scouts Foundation, was elected into the Professional Baseball Scouts Hall of Fame in 2012...An undrafted right-handed pitcher who was signed by the New York Yankees out of a 1984 tryout camp, he played collegiately for the University of Southern Mississippi, before graduating from William Carey College in Hattiesburg, Miss., in 1984.

JOHN MIRABELLI

Special Assistant to the President of Baseball Operations and General Manager

Mirabelli joins the Nationals after 22 seasons with the Cleveland organization...The 2022 season will be his 32nd in Major League Baseball...Mirabelli was inducted into the Professional Baseball Scouts Hall of Fame in 2013...He held multiple leadership roles within Cleveland's scouting operation, joining Cleveland in 2000 as its director of scouting...He served as assistant general manager from 2002-10 and senior director of scouting operations from 2011-2020...Prior to joining Cleveland, he spent parts of 10 seasons in scouting roles with the Detroit Tigers, working as an area scout from 1990-96, southeast supervisor in 1997 and national crosschecker from 1998-99...He was named Detroit's Scout of the Year in 1996 and 1997...Mirabelli played college baseball at North Carolina State and returned to the Wolf Pack as pitching coach and recruiting coordinator from 1985-90...John and his wife, Mirella, have two children, Tina and Tommy.

SPECIAL ASSISTANTS / SCOUTING

MIKE PAGLIARULO

Special Assistant to the President of Baseball Operations and General Manager

A veteran of 11 Major League seasons and a member of the 1991 World Series champion Minnesota Twins, Pagliarulo joins the Nationals in a scouting role in 2022...He boasts more than 40 years in professional baseball and most recently served as the hitting coach of the Miami Marlins from 2017-19....He spent two seasons (2015-16) as Pittsburgh's Triple-A hitting/infield coach...He joined the Los Angeles Angels as a scout from 2011-12...From 1999-2009, he co-owned Iscouts, Inc. along with Willie Fraser where he provided scouting reports to six Major League teams and five Nippon Professional Baseball (Japan) teams...Pagliarulo hit 134 home runs, including 28 in 1986 and 32 in 1987, in more than 1,200 games across 11 Major League seasons...He graduated from the University of Miami in 1981 with a degree in economics after graduating from Medford (Mass.) High School...He was inducted into Miami's Hall of Fame in 1999...He is married to wife, Karen, and has two children; daughter Erica and son Michael...Pagliarulo serves on the board of directors for; America's Adopt a Soldier (Washington DC), RIG Foundation, and Compassionate Care ALS...He also founded the Baseball Institute of Development in 2009 focusing on performance-based injury prevention for athletes.

JAY ROBERTSON

Special Assistant to the President of Baseball Operations and General Manager

Jay Robertson begins his 12th season as a Special Assistant to Mike Rizzo...Prior to joining the Nationals, Robertson spent eight seasons as special assistant to the general manager with the Rangers, working under the leadership of John Hart (2002-05) and Jon Daniels (2006-09)...He enjoyed an 11-year tenure (1990-2001) with Cleveland, culminating with appointment as special assistant to general manager John Hart for the 2000-01 campaigns...He helped the Tribe to six Postseason appearances, including two American League Championships (1995, 1997)...During his time as Cleveland's scouting director, he signed Richie Sexson, Sean Casey, Russell Branyan and Jaret Wright, among others...Robertson pitched for five seasons in Toronto's chain before enjoying both coaching and scouting stints with the Phillies and Twins.

BOB SCHAEFER

Special Assistant to the President of Baseball Operations and General Manager

Schaefer joined the Nationals as Special Assistant to the General Manager on Nov. 29, 2010...This will mark his 11th season with the Nationals and in total, he owns more than 40 years of scouting, managing and coaching experience...He joined the Nationals after serving as Joe Torre's bench coach with the Dodgers from 2008-10, the first two of which resulted in berths in the National League Championship Series (2008, 2009)...He spent the 2007 season as the bench coach for the Oakland Athletics...He also coached for eight years with the Kansas City Royals, serving as first base coach (1988-90) and bench coach (1991)...He then returned to Kansas City as bench coach from 2002-05...He twice skippered Kansas City in an interim capacity (1991, 2005)...Schaefer previously served as a special assistant to the GM for Kansas City (1992), Boston (1993), Atlanta (2006), and Baltimore (1999-01)...From 1993-98, Schaefer served as the director of player development for the Boston Red Sox...During his seven-year Minor League managerial career, Schaefer led his teams to three championships and was twice named South Atlantic League Manager of the Year (1980, 1981) as well as Eastern League Manager of the Year in 1986...He played shortstop for three seasons in the St. Louis chain after being selected in the 13th round of the 1966 June Amateur Draft...Schaefer attended the University of Connecticut where in 1965, he played in the College World Series and in 1966 led the NCAA in home runs while captaining the team...He earned a Bachelors and Masters degree in Education from UConn...He and his wife, Betty, have two daughters (Lori and Jamie) and two granddaughters (Kate and Alli).

JON WEIL

Special Assistant to the President of Baseball Operations and General Manager

Weil embarks on his first season with the Nationals after spending the previous 16 seasons with the Colorado Rockies...The 2022 season will be his 27th year in professional baseball...From 2014-21, he served as Colorado's assistant general manager, player personnel, assisting with player acquisitions, evaluating the Major League club and the Minor League teams, while also overseeing both the Rockies' Major League and Minor League scouting efforts...Weil served as Colorado's director of professional scouting from 2010-14 after being promoted from manager of professional scouting, a role he served in for two years...In 2012, he was awarded the Herb Hippauf Scouting Award, presented annually to the individual that exemplifies loyalty, dedication, honesty and a commitment to doing what is in the best interest of the Colorado Rockies...Prior to working in professional scouting, Weil was the Rockies' manager of Minor League operations for two years, assisting in the operations of the player development department...Weil joined the Rockies after spending nearly five years as an area scout for the Kansas City Royals...His baseball career began while working as a Florida Marlins bat boy in 1996 and 1997, the year they won the World Series title...In 1998 and 1999, he interned in Florida's player relations and scouting departments, then went on to complete MLB's Scout Development Program in 2000...A native of Hollywood, Fla., Weil graduated from Hollywood Hills High School in 1996...In 2000, he earned a bachelor's degree in business management from the University of Florida, graduating with honors...Subsequently, he received a master's degree in sports management from Nova Southeastern University...Jon and his wife Laura reside in Denver, Colo., with their daughters, Anabella and Kendall

INTERNATIONAL SCOUTING

MIKE CADAHIA*Director, International Operations*

Cadahia returns for his third season with the Nationals after joining the organization in 2020...He was inducted into the Florida Diamond Club Hall of Fame in Oct. 2020...Prior to joining the Nationals, he spent two seasons (2017-19) as an international crosschecker for the Arizona Diamondbacks...From 2011-17 and 2002-08, he worked as a scouting supervisor for the Miami Marlins...Between those stints, he was the national crosschecker for the Seattle Mariners from 2008-11...From 1999-2002, he worked as a special assignment scout, east coast supervisor and international crosschecker for the Toronto Blue Jays...He began his scouting career by covering South Florida for the Texas Rangers (1995-99) and California Angels (1991-95)...Cadahia is a native of Cuba and resides in Miami Springs, Fla. with his wife Raquel, daughter Crystal and sons Michael and Alex.

FAUSTO SEVERINO*Director, Latin American Scouting*

Severino returns to the Nationals for his 13th season and third as the Director of Latin American Scouting...Severino has held several roles in Washington's International Operations department since joining the organization in 2009...He served as Latin America crosschecker from 2016-19 after spending the previous six seasons (2010-15) working at Washington's Dominican Summer League Academy...He was promoted to director of Dominican Summer League Academy operations in November of 2014...He joined the Nationals in November of 2009 as the Dominican academy administrator...In addition to his responsibilities scouting Latin America, Severino is tasked with overseeing the day-to-day operations of Washington's Dominican Academy in Boca Chica, Dominican Republic with the assistance of Latin America crosschecker, Alex Rodriguez...Severino earned a master's degree in sports management from Barry University in Miami and his bachelor's degree in sports management from Point Park University in Pittsburgh, Pa.

RICKY GUTIERREZ*Special Assistant to the Vice President and Assistant GM, International Operations*

Gutierrez joins the Nationals as a Special Assistant after five seasons (2017-21) in the Cincinnati Reds organization...He spent the previous two seasons (2020-21) as the manager of Double-A Chattanooga...In 2017, his first with the Reds, he served as the bench coach of Single-A Daytona before managing the club in 2018 and 2019...Gutierrez was a first round pick of the Baltimore Orioles in 1988...He played 12 Major League seasons with the Padres, Astros, Cubs, Cleveland, Mets and Red Sox and was a member of the 2004 World Series champion Red Sox...He is a native of Miami, Fla. and attended American Senior High School in Hialeah.

RESEARCH & DEVELOPMENT AND PLAYER DEVELOPMENT DIRECTORY

BASEBALL RESEARCH AND DEVELOPMENT

Senior Director, Baseball Research & Development.....	Lee Mendelowitz
Assistant Director, Baseball Research & Development.....	Max Ehrman
Manager, Major League Strategy.....	David Higgins
Lead Analyst, Baseball Research & Development.....	Michael Schatz
Analyst, Baseball Research & Development.....	David Gagnon
Analyst, Baseball Research & Development.....	Omar Taveras
Coordinator, Player Development Analytics.....	Jordan Rassmann
Senior Developer, Baseball Research & Development.....	Jason Hott
Senior Developer, Baseball Research & Development.....	Jay Liu
Data Engineer.....	Chris Jordan

PLAYER DEVELOPMENT

Director, Player Development.....	De Jon Watson
Senior Advisor, Player Development.....	Dave Jauss
Senior Advisor, Player Development.....	Spin Williams
Director, Minor League and Florida Operations.....	Ryan Thomas
Director, Player Development Technology & Strategy.....	David Longley
Assistant Director, Player Development.....	John Wulf
Assistant Director, Minor League Operations.....	JJ Estevez
Manager, Florida Operations.....	Dianne Wiebe
Player Education and Cultural Development Coordinator.....	Andrew Scariata
Minor League Clubhouse & Equipment Coordinator.....	Carlos Felix
Minor League Clubhouse Operations.....	Scott Paguin
DSL Academy Administrator.....	Eduardo Castro
DSL Clubhouse Assistant.....	Edniel Rouancourt
DSL Academy Administrative Assistant.....	Lorena Rosario

MINOR LEAGUE COORDINATORS

Field Coordinator.....	Bob Henley
Assistant Field Coordinator.....	Jeff Garber
Hitting Coordinator.....	Joe Dillon
Lower Level Hitting Coordinator.....	Troy Gingrich
Pitching Coordinator.....	Sam Narron
Lower Level Pitching Coordinator.....	Michael Tejera
Outfield/Baserunning Coordinator.....	Coco Crisp
Infield Coordinator.....	José Alguacil
Catching Coordinator.....	Randy Knorr
Quality Control Coordinator.....	Bill Mueller
Rehabilitation Pitching Coordinator.....	Mark Grater
Medical Rehab Coordinator.....	Gene Basham
Assistant Medical Rehab Coordinator.....	Jeff Allred
Strength and Conditioning Coordinator.....	Gabe Torres
Athletic Trainer.....	Cesar Roman
Mental Skills Coordinator.....	Dana Sinclair
Nutritionist.....	Emily Kaley

ROCHESTER RED WINGS

Manager.....	Matt LeCroy
Hitting Coach.....	Brian Daubach
Pitching Coach.....	Rafael Chaves
Developmental Coach.....	Billy McMillon
Athletic Trainer.....	Eric Montague
Strength & Conditioning.....	Mike Warren

TRIPLE-A INTERNATIONAL LEAGUE

HARRISBURG SENATORS

Manager.....	Tripp Keister
Hitting Coach.....	Micah Franklin
Pitching Coach.....	Justin Lord
Developmental Coach.....	Oscar Salazar
Athletic Trainer.....	TD Swinford
Strength & Conditioning.....	RJ Guyer

DOUBLE-A EASTERN LEAGUE

WILMINGTON BLUE ROCKS

Manager.....	Mario Lissou
Hitting Coach.....	Tim Doherty
Pitching Coach.....	Mark DiFelice
Developmental Coach.....	Mark Harris
Athletic Trainer.....	Don Neidig
Strength & Conditioning.....	Brandon Pentheny

HIGH-A SOUTH ATLANTIC LEAGUE

FREDERICKSBURG NATIONALS

Manager.....	Jake Lowery
Hitting Coach.....	Delwyn Young
Pitching Coach.....	Joel Hanrahan
Developmental Coach.....	Carmelo Jaime
Athletic Trainer.....	Kirby Craft
Strength & Conditioning.....	Ryan Grose

LOW-A CAROLINA LEAGUE

FLORIDA COMPLEX LEAGUE NATIONALS

Manager.....	Luis Ordaz
Hitting Coach.....	Ender Chávez
Pitching Coach.....	Franklin Bravo
Developmental Coach.....	Destin Hood
Athletic Trainer.....	Jacob Meyer
Strength & Conditioning.....	Shane Hill

DOMINICAN SUMMER LEAGUE NATIONALS

Field Coordinator/Manager.....	Sandy Martinez
Hitting Coach.....	Freddy Guzman
Pitching Coach.....	Edwin Hurtado
Assistant Pitching Coach.....	Felberto Sanchez
Infield Coach.....	Wilson Valdez
Outfield Coach.....	Emiliano Alcántara
Athletic Trainer.....	Miguel Cabrera
Strength & Conditioning.....	Santo Del Rosario
Latin American Training Coord.....	Manny Moore
Tryout Assistant.....	Anthony Rosario

RESEARCH AND DEVELOPMENT

LEE MENDELOWITZ

Senior Director, Baseball Research and Development



Mendelowitz enters his ninth season with the Nationals and first as Senior Director of Baseball Research and Development...In this position, he leads the front office's analysis of baseball data, working closely with the R&D group's analysts and developers on projects related to the evaluation of player performance, strategic decision making, and building solutions to help disseminate information throughout baseball operations...He was promoted to this role after two seasons (2020-21) as Washington's director of baseball research...Mendelowitz served as an analyst in Washington's R&D group for three seasons (2015-17) and as a senior analyst for two seasons (2018-19) ...He started with the Nationals as an intern in baseball R&D during the 2014 season...He earned a bachelor's degree in applied physics from Cornell (N.Y.) University in 2008 and a PhD in applied math from University of Maryland in 2015...Mendelowitz is originally from Bergen County, New Jersey and now resides in Washington, D.C. with his wife Diana and daughter Madelyn.

MAX EHRMAN

Assistant Director, Baseball Research & Development



Ehrman enters his sixth season with the Nationals, his first as Assistant Director of Baseball Research and Development...In his current role, Ehrman leads Baseball R&D's pro player evaluation by creating and maintaining proprietary statistics, directing analysts' research, and analyzing player transactions for the entire baseball operations department...Prior to this promotion, Ehrman served as a senior analyst (2019-2021) and an analyst (2017-2019) on Washington's Research & Development team...He originally joined the Nationals as an intern in 2017...Ehrman received a Bachelor of Arts degree in Mathematics from Columbia (N.Y.) University in 2012 and a PhD in Mathematics from Yale (Conn.) University in 2017... Ehrman is originally from Boston, Mass. and now lives in Washington, D.C.

PLAYER DEVELOPMENT

DE JON WATSON

Director, Player Development



Watson, entering his sixth season with the Nationals, was named Director of Player Development in November 2021... He spent the last five seasons (2017-21) as a special assistant to Mike Rizzo...He returns to the player development role where he will oversee Washington's Minor League system...Watson brings extensive player development experience, having led the Los Angeles Dodgers player development system from 2007-14, serving as their vice president of player development for three years (2012-14) and their assistant general manager for player development for five seasons (2007-11)...During his time overseeing Los Angeles' player development, Watson and his staff conducted an annual Winter Prospect Development program that included instruction both on and off the field...That program helped more than 50 players reach the Major Leagues, including Clayton Kershaw, Matt Kemp, Kenley Jansen, Joc Pederson, Nathan Eovaldi, Corey Seager, Ross Stripling, Miguel Rojas, Dee Strange-Gordon, Julio Urias, Yasiel Puig, Scott Van Slyke, A.J. Ellis, Yimi Garcia, Victor Gonzalez and many others...Under Watson's leadership in 2010, Topps named the Dodgers its Organization of the Year. The prestigious award highlights the Major League team that has shown outstanding performance, depth and talent throughout its Major and Minor League teams...The 2022 season will mark Watson's 37th in professional baseball...Prior to joining the Nationals, he spent the 2015 and 2016 seasons as Arizona's senior vice president of baseball operations...Watson guided the franchise's professional, amateur and international scouting as well as all player development functions...In 2015, Watson and his staff drafted and signed the No. 1 overall pick in the First-Year Player Draft, Dansby Swanson...He was also responsible for increasing the franchise's focus in the international market, reaching deals with right-handed pitcher Yoan López and outfielder Yasmany Tomás...Prior to joining the Dodgers, Watson served as director of professional scouting for Cleveland (2004-06) and was a pro scout (2001-03) and the director of scouting (1998-2000) in Cincinnati...Watson began working in Major League Baseball in 1991 with the Florida Marlins and served as an area scout when the club won its first World Championship in 1997...A graduate of Santa Monica (Calif.) High School, Watson attended West Los Angeles Community College and was a third-round draft choice of the Kansas City Royals in 1985...He played five Minor League seasons before moving into a scouting role.

RYAN THOMAS

Director, Minor League and Florida Operations



Thomas enters his 17th year with the Washington Nationals, his sixth in his current role of Director of Minor League and Florida Operations...He served the previous five seasons (2011-15) as assistant director of Minor League operations... He assists De Jon Watson on all aspects of Washington's player development system...Thomas previously served as coordinator of player development (2008-10) and player development assistant (2006-08)...He joined the club as a media relations intern during the 2006 season before earning full-time status following the season...Thomas graduated from the University of Miami (Fla.) in 2003 with a degree in business administration and earned his MBA from Miami in 2005...While at the University of Miami, Thomas worked in the Athletic Department as a student assistant with the Hurricane Club...Thomas resides in Wellington, Fla., with his wife, Sara, and son, R.J.

PLAYER DEVELOPMENT

DAVID LONGLEY

Director, Player Development Technology & Strategy



Longley joins the Nationals after six seasons with the San Diego Padres, most recently as their assistant director of baseball operations (2018-21)...From 2016-18, he served as their coordinator of Major League translation and baseball operations...He worked as an assistant in player development and scouting for the New York Yankees in 2015 and in 2014, worked as a Spanish interpreter for the Los Angeles Dodgers...Longley graduated from Wheaton (Mass.) College in 2012 where he was also a captain of the baseball team...In 2021, he received his master of arts in Latin American studies from the University of California - San Diego.

JOHN WULF

Assistant Director, Player Development



Wulf enters his 10th year with the Nationals, his first in his current role as Assistant Director, Player Development...He was promoted from coordinator of baseball operations after four seasons (2018-21) in the role...Wulf got his start as a Minor League video intern for the Potomac Nationals in 2013...He interned in the front office in 2014 before becoming a baseball operations assistant in 2015...Wulf graduated from Hamilton College in 2012 where he played four years on the baseball team...He led the conference in sacrifice hits and hit by pitches his senior year...Wulf is originally from Larchmont, N.Y. and currently resides in Washington, D.C. with his wife Abigail...He is a proud board member of DC Girls Baseball.

JJ ESTEVEZ

Assistant Director, Minor League Operations



Estévez enters his 11th year with the Nationals, his first in his current role as Assistant Director of Minor League Operations...He was promoted following the 2021 season...In his role, he assists De Jon Watson on all aspects of Washington's player development and Latin America operations...Estévez previously served as the manager of Minor League operations from 2017-21 and as an assistant in player development from 2014-16...In 2013, he served as a baseball operations intern in Washington, DC before earning full-time status following that season...He joined the club as a player development intern during Spring Training in 2012...Estévez, a native of Santiago, Dominican Republic, attended Instituto de Desarrollo Integral Leonardo Da Vinci (HS) in Santiago, DR...He played club/league amateur baseball in Santiago...In 2008, he came to the US on a baseball/academic scholarship with Montreat College (N.C.), where he began his collegiate baseball career...He graduated from Montreat College in 2011 with a Bachelor's Degree in Business Administration with a concentration in Sports Management...In 2016, he received his Master's Degree in Sport and Physical Activity Psychology from Instituto Europeo Campus Stellae in Santiago de Compostela, Spain...Estévez currently resides in West Palm Beach, Fla.

BASEBALL OPERATIONS

JAMES BADAS

Assistant Director, Baseball Operations



Badas enters his sixth season with the Nationals, his first in his current role as Assistant Director, Baseball Operations...He was promoted from senior analyst to assistant director following the 2021 season...In his current role, Badas supports decision-making processes across baseball operations, with a primary focus on the 40-man roster...Badas assists with player evaluation, salary arbitration, free agency and trade preparation, and other transactional matters...He joined the club as a baseball operations intern in 2017...A native of Oxford, Conn., Badas spent a large portion of his childhood at his parents' donut shop, Heav'nly Donuts...He still helps out on occasion at the 36-year-old establishment...Badas attended Yale University and graduated with a degree in Political Science in 2017...Badas resides in Washington D.C.

MINOR LEAGUE COORDINATORS

SPIN WILLIAMS

Senior Advisor to the General Manager, Player Development



Williams returns for his 17th season in the Washington chain after joining the Nationals in 2006 as a pitching consultant...In 2016, he was the recipient of the ninth-annual Mike Coolbaugh award from Minor League Baseball, presented annually to "an individual who has shown outstanding baseball work ethic, knowledge of the game, and skill in mentoring young players on the field"...During his tenure with the organization, he has mentored Stephen Strasburg, Jordan Zimmermann, Tanner Roark, Erick Fedde, Reynaldo Lopez and Lucas Giolito, among many others...Prior to his role with Washington, Williams spent 27 seasons as a member of the Pittsburgh Pirates organization in a wide variety of roles...He served Pittsburgh at the Major League level for 12 seasons as pitching coach (2000-05) and bullpen coach (1994-2000)...He joined Pittsburgh's Minor League coaching ranks as a player/coach with Single-A Greenwood in 1981...From there, he held a plethora of pitching-coach posts in the Bucs' Minor League system...Began pro career as a player with Bradenton of the Gulf Coast League in 1979...Was inducted into the Iowa Baseball Coaches Hall of Fame in February of 2002.

DAVE JAUSS

Senior Advisor to the General Manager, Player Development



Jaus embarks on his first season with the Washington Nationals...He spent the 2021 season as the bench coach for the New York Mets...Prior to that, he was a scout for the New York Yankees in 2020 and spent seven seasons (2013-19) prior to that as a member of Pittsburgh's Major League staff...He spent one season (2016) as Pittsburgh's bench coach...Jaus worked the 2010 (bench coach) and 2011 (coordinator of staff development) seasons on New York's (NL) Major League staff and prior to that, held bench coach jobs with the Baltimore Orioles (2008-09) and Los Angeles Dodgers (2006-07)...He worked for 10 seasons (1996-2005) as a coach, scout and administrator for the Boston Red Sox, including a stint as first base coach on the major league staff from 1997-1999...He began his professional career managing in Montreal's organization (1988-92, 94)...He was named the 1994 Eastern League Manager of the Year after guiding Double-A Harrisburg to a first-place finish...Jaus coached at Westfield (Mass.) State College from 1982-84 and at Atlantic Christian College in Wilson, N.C. from 1985-87...He also managed in the New Brunswick Canadian Senior League in 1981-82 and coached two seasons in the Cape Cod League with Hyannis in 1983 and 1984...He managed Leones del Escogido in the Dominican Republic during the 2020-2021 offseason...He has coached in winter ball on several occasions, spending the offseason in the Dominican Winter League managing the Licey in 1998, 1999, 2002 and 2009 and Estrellas de Oriente in 2012...He coached Caracas in the Venezuelan Winter League from 1993-1995...Jaus is a 1975 graduate of New Trier East High School in Winnetka, Ill, where he played baseball and basketball...He earned a B.A. degree in Psychology from Amherst (Mass.) College and a Master's Degree in Sports Management from the University of Massachusetts.

BOB HENLEY


Field Coordinator



Henley returns to the role of Field Coordinator after spending eight seasons (2014-21) on Washington's Major League coaching staff...He enters his 28th season with the Nationals/Expos organization and 20th as a coach...Henley joined Washington's Major League staff as third base coach for the 2014 season...In 2018, he added additional responsibilities as Washington's outfield instructor...Henley served the Nationals organization as Minor League field coordinator from 2010 to 2013...He spent 2006 through 2009 as catching coordinator, as well as manager of the Rookie-level Gulf Coast League Nationals, and guided the GCL Nationals to a league championship in 2009, posting a 36-19 mark before going a perfect 3-0 in the playoffs...Henley held previous managerial posts in the Nationals' system as well, including stints with Single-A Potomac (2005), Single-A Savannah (2004) and the GCL Expos (2003)...Henley was selected by the Montreal Expos in the 26th round of the 1991 First-Year Player Draft and appeared in 41 games for the Expos in 1998...He Attended Okaloosa-Walton (Fla.) Junior College...Graduated from Mobile County (Ala.) High in 1991...Resides in Grand Bay, Ala., with his wife, Catina and two children: Anna and Joe

JEFF GARBER

Assistant Field Coordinator



Garber enters his 15th season in the Nationals' chain and first as Assistant Field Coordinator...He served as field coordinator the previous 11 seasons (2011-21)...Prior to joining the Washington system, he spent 20 years in Kansas City's organization as a player, coach and manager...His Minor League coordinator positions with the Royals included Minor League field coordinator, outfield coordinator and coordinator of instruction...Garber managed six seasons in the Royals' system with stops at Single-A Wilmington (1999-02) and Single-A Spokane (1997-98) where he posted a 399-310 (.563) career record as manager...He won the Carolina League Co-Championship with Wilmington in 1999...Coached with Spokane in 1996...Selected by Kansas City in the 10th round of 1988 June Draft and played in the minors with the Royals from 1988-95 as a utility infielder/outfielder...Honored with the Dick Houser Award in 2000 for contributions to the Kansas City organization...Received degrees from James Madison (Va.) University and Valdosta State (Ga.) University...Resides in Tallahassee, Fla. with his wife, Michele, and children, Madison and Jackson.

MINOR LEAGUE COORDINATORS

JOE DILLON

Hitting Coordinator



Dillon returns to the Nationals organization after spending the previous two seasons (2020-21) as Philadelphia's Major League hitting coach...He was Washington's assistant hitting coach in 2018 and 2019...Dillon spent two seasons (2016-17) as the Miami Marlins' Minor League hitting coordinator...Dillon served as the hitting coach with Triple-A Syracuse from 2014 to 2015 where he tutored eventual Major Leaguers Michael A. Taylor, Trea Turner, Brian Goodwin and Steven Souza Jr., among others...Dillon enjoyed a 12-year professional career as a utility infielder, spending time in the Tampa Bay (2009-10), Milwaukee (2007-08), Florida (2004-05), Minnesota (2002) and Kansas City (1997-01) organizations... In 2004 he was named Florida Marlins Minor League Player of the Year...He was selected by the Royals in the seventh round of the 1997 First-Year Player Draft... Dillon first attended Santa Rosa (Calif.) Junior College before finishing his collegiate career at Texas Tech University...In his senior season of 1997, Dillon set a Texas Tech record with 33 home runs...He was named the Big 12 Player of the Year and an All-American in 1997...In 2008, he was inducted into the Texas Tech Athletics Hall of Fame.

SAM NARRON

Pitching Coordinator



Narron enters his first season as Pitching Coordinator after spending the last 10 seasons as a coach in the Nationals' chain, most recently with Double-A Harrisburg (2020-21)...Narron assisted Washington's Major League staff at times during the 2021 season...He spent the previous two seasons (2018-19) as the pitching coach of Single-A Potomac...With Potomac, Tim Cate (2019) and Ben Braymer/Wil Crowe (2018) were named Washington's Minor League Pitchers of the Year...Crowe was named Carolina League Pitcher of the Year in 2018 as well...Narron spent four seasons (2014-17) with Single-A Hagerstown...Spent the 2012-13 seasons as the pitching coach for short-season Auburn...Joined the Nationals in 2012 after enjoying a nine-year playing career...Pitched in the Texas and Milwaukee Minor League chains...Made his big league debut with Texas, July 30, 2004 vs. Oakland...MLB debut was lone big league appearance...Was drafted by Texas in the 15th round of 2002 Draft...Played collegiately at East Carolina (N.C.) University...Cousins Jerry and Johnny are veteran Major League coaches.

TROY GINGRICH

Lower Level Hitting Coordinator



Gingrich will transition to the newly-created role of Lower Level Hitting Coordinator in 2022...He spent the previous eight seasons (2014-21) as Washington's Minor League hitting coordinator after serving as the hitting coach for two seasons (2012-13) at Triple-A Syracuse...The 2022 campaign will mark Gingrich's 19th year (2004-present) as a coordinator/coach in the organization (Montreal/Washington)...Spent 2008-11 as Double-A Harrisburg's hitting coach, helping the Senators to an Eastern League Western Division title in 2011 and a playoff appearance in 2010...In addition to his tenure with Harrisburg, he spent three years (2005-07) as hitting coach with Single-A Potomac and one season (2004) with Vermont of the short-season Single-A New York-Penn League...During his tenure with the organization has worked with Juan Soto, Bryce Harper, Anthony Rendon, Michael A. Taylor, Trea Turner, Pedro Severino, Wilmer Difo, Victor Robles, Adrian Sanchez, among others...Gingrich enjoyed a four-year pro career at the Minor League level as an outfielder before retiring in 2004 to begin his coaching career...Played collegiately at the University of Arizona...He is married and lives in San Diego, Calif.

MICHAEL TEJERA

Lower Level Pitching Coordinator



Tejera will transition to the newly-created role of Lower Level Pitching Coordinator in 2022...He served as Triple-A Rochester's pitching coach in 2021 after spending two seasons (2018-19) with the Double-A Harrisburg Senators...2022 marks his 12th season in Washington's system...With Harrisburg, he oversaw the development of current and eventual Major Leaguers James Bourque, Erick Fedde, Austin Voth, Austen Williams, among others...He served as the GCL Nationals pitching coach from 2011-17...While with the GCL Nationals, he was tasked with being one of the first pitching coaches to welcome newly signed and drafted players to Washington's organization...A native of Havana, Cuba, Tejera pitched parts of five Major League seasons with Florida (1999-2004) and Texas (2004-05)...He won a World Series in 2003 as a member of the Florida Marlins...In 111 Major League games, he went 11-13 with three saves and a 5.14 ERA.

JOSÉ ALGUACIL

Infield Coordinator



Alguacil joins the Nationals after 15 seasons (2007-21) with San Francisco's system...He spent the 2021 season as the manger for Double-A Richmond...Prior to that, he worked three seasons (2017-19) as San Francisco's first base coach... He also managed Richmond in 2015 and Triple-A Sacramento in 2016...Alguacil began his coaching career with five seasons (2002-06) in Montreal/Washington's organization...Additionally, he served as a coach with Spain during the 2013 World Baseball Classic...He played nine professional seasons between San Francisco and Chicago (AL), reaching as high as Triple-A.

MINOR LEAGUE COORDINATORS

COCO CRISP

Outfield and Baserunning Coordinator



Crisp joins the Nationals organization after serving as the manager of the Mahoning Valley Scrappers in the inaugural season of the MLB Draft League in 2021...He led the club to a 27-28 record and a third-place finish...Crisp spent the previous two seasons (2019-20) as the bench coach for Cerritos (Calif.) Community College...Crisp spent 15 Major League seasons with Cleveland (2002-05, 2016), Oakland (2010-15), Kansas City (2009) and Boston (2006-08)...A veteran of 43 Postseason games, Crisp won a World Series with the 2007 Boston Red Sox...He hit .265 with 308 doubles, 57 triples, 130 home runs, 561 walks and 877 runs scored in 1,586 career games...He stole 309 bases and was caught just 79 times...Crisp was selected in the seventh round of the 1999 First-Year Player Draft out of Los Angeles Pierce College.

RANDY KNORR

Catching Coordinator



Knorr returns to player development after spending the 2021 season as Washington's first base coach...He spent the 2020 season leading the group of players at the Alternate Training Site (Fredericksburg)...He managed Washington's Triple-A affiliates in 2019 (Fresno) and 2018 (Syracuse) and prior to that, spent two seasons (2016-17) as a senior advisor in player development...He was on the player development side in 2016 after spending the previous four seasons (2012-15) as Washington's Major League bench coach...He began serving as the Nationals' bench coach during the 2012 NL East Championship season, his third stint on Washington's Major League coaching staff (bullpen coach final three months of 2006, entire 2009 season)...In 2010, he skippered the Double-A Harrisburg Senators, a club that boasted Stephen Strasburg, Tanner Roark, Drew Storen and Danny Espinosa, among other eventual big leaguers...Managed Single-A Potomac from 2006-08...Potomac's championship in 2008 was the first captured by a Nationals domestic club since the team's D.C. arrival in 2005...His first managerial experience came in 2005 with Single-A Savannah...That 2005 club included eventual big leaguers Ryan Zimmerman, Ian Desmond and Roger Bernadina, among others... Knorr played 19 professional seasons and parts of 11 Major League seasons with Toronto (1991-95), Houston (1996-97, 1999), Florida (1998), Texas (2000) and Montreal (2001)...He earned World Series rings with the Blue Jays in 1992 and 1993...Knorr was selected in the 10th round of the 1986 June Draft.

BILL MUELLER

Quality Assurance Coordinator



Mueller embarks on his first season as Washington's Quality Assurance Coordinator in 2022...He served on the Major League coaching staffs of the St. Louis Cardinals (assistant hitting coach, 2017-18; first base coach, 2016), Chicago Cubs (hitting coach, 2014) and Los Angeles Dodgers (hitting coach, 2007)...Mueller was named the hitting coach at Arizona State University in 2021 after working as an assistant baseball coach at Hamilton High School in Chandler, Ariz. in 2020-21...Following the 2007 season, Mueller spent six seasons (2008-13) with the Dodgers as a special assistant to the general manager...A veteran of 11 Major League seasons, Mueller won the 2003 American League Batting Title (.326) and Silver Slugger, and was a member of the 2004 World Champion Boston Red Sox...He spent time with the Los Angeles Dodgers (2006), Boston Red Sox (2003-05), San Francisco Giants (1996-2000, 2002) and Chicago Cubs (2001-02)...Mueller is a native of St. Louis and graduated from DeSmet Jesuit High School before playing college baseball at Missouri State University.

MARK GRATER

Rehab and Dominican Republic Pitching Coordinator



Grater returns for his 20th season with the organization and 16th as Rehab Pitching Coordinator...He served as pitching coach in 2006 for short-season Single-A Vermont and also served as pitching coach for Single-A Savannah (2005), Double-A Harrisburg (2004), Brevard County of the Single-A Florida State League (2003) and GCL Expos (2002)... Grater coached in the St. Louis system for six seasons, the first of which came as pitching coach with short-season New Jersey in 1997...He pitched in nine Major League games with St. Louis (1991), and Detroit (1993), posting a 3.38 ERA... During his pro career, Grater led the American Association (24 in 1992) and Florida State League (32 in 1989) in saves... He was drafted by St. Louis in 1986 out of Florida International University...Nicknamed "The Saver."

MINOR LEAGUE COORDINATORS

GENE BASHAM

Medical and Rehab Coordinator




Basham joins the Nationals after 21 seasons with the Miami Marlins including the last six seasons on their Major League training staff...He was their head athletic trainer for two seasons (2020-21) after serving four seasons (2016-19) as their assistant athletic trainer...Prior to that, he spent 13 seasons (2003-15) as their athletic training and rehabilitation coordinator...In 2012, he was named the Marlins Player Development Person of the Year. In 2003, he was named the Marlins' Minor League Athletic Trainer of the Year...Basham served as the head athletic trainer for Venezuela's Pastora de los Luanos Baseball Club in 2001 and 2002...Prior to holding that post, he spent two seasons (2000-01) as an athletic trainer in the Montreal Expos' system...He also served as athletic trainer in the Texas Rangers' system from 1995-99...

From 1995-97, he was an athletic trainer and graduate teaching assistant at Wichita State University...Basham graduated from Cal State-Northridge...He received his Master of Education in Sports Administration from Wichita State University, where he was a graduate assistant athletic trainer for the baseball team from 1996-'97. Basham resides in West Palm Beach, Fla., and has a son, Jackson, and daughter, Jade Savannah.

JEFF ALLRED


Assistant Medical Coordinator



Allred begins his 15th year in the Washington system, fifth in this role...He spent five seasons (2013-17) with Triple-A Syracuse...Joined the Chiefs in 2013 after spending the 2011-12 seasons with Double-A Harrisburg...Prior to his stint with the Senators, he served as athletic trainer with Single-A Potomac (2009-10) and Single-A Hagerstown (2008)...Began tenure with the Washington organization after spending one season (2007) with the Macon Music of the Independent South Coast League...Graduated in 2006 from Texas State University with a Bachelor of Science in athletic training...While attending Texas State, worked as a student trainer for the Bobcats athletic department...Allred, a Texas native, is NATA certified.

GABE TORRES


Strength and Conditioning Coordinator



Torres enters his eighth year with the Nationals, and his first year as the Minor League Strength and Conditioning Coordinator...He served as a minor league strength and conditioning coach from 2015-2021, working at every level from Rookie ball to High-A...After the 2019 season he was named the Latin America Strength and Conditioning Coordinator where he helped develop and progress the baseball academy in the Dominican Republic...A native of Puerto Rico, Torres played college baseball at the University of South Carolina-Beaufort, reaching the NAIA College World Series during his senior year...He earned his master's degree in Kinesiology from A.T. Still University...Torres lives in San Antonio, Texas with his wife Noelle.

ANDREW SCARLATA

Player Education and Cultural Development Coordinator



Scarlata enters his fourth year with the Nationals, and third in his current role as the Nationals' first Player Education and Cultural Development Coordinator...In his role, he manages all player education and acculturation programming in the minor leagues and Dominican Republic, assists with player development baseball operations, manages Visa applications and renewals for all international players and staff, and helps coordinate the Florida Complex League... Scarlata previously served as an intern at Major League Baseball, the Kansas City Royals' Dominican Republic Academy, and at their Minor League affiliate for player acculturation...Scarlata, a native of Braintree, Mass., attended Elon University in North Carolina and was student manager of the Division I baseball team...He graduated from Elon University in 2018

with degrees in sport management and Spanish, with a minor in Latin American studies...Scarlata resides in Palm Beach Gardens, Fla, and is based at the Nationals' Spring Training facility in West Palm Beach.

EMILY KALEY

Coordinator, Performance Nutrition



Kaley joins the Nationals after two seasons with the New York Mets as their coordinator of performance nutrition and their organizations first full-time dietitian (2019-2020)...From 2017-2018, she served as Madison Square Garden's first assistant performance dietitian working with the Knicks, Rangers, Liberty, Westchester Knicks and Hartford Wolf-pack...She worked as an assistant performance dietitian within the Chicago Cubs organization in 2017, and worked for the United States Olympic Committee Swimming and Track & Field teams as a sports nutrition consultant leading up to Rio 2016...Kaley graduated from Simmons College in Boston, Mass. in 2013 where she played lacrosse...In 2017, she received her master of Sports Nutrition from the University of Colorado - Colorado Springs and went on to Culinary

School at Culinary Tech Center in Manhattan where she completed her externship under French Chef, Jean-Georges.

ROCHESTER RED WINGS (TRIPLE-A)



international League — Nationals Affiliate Since: 2021

Stadium: Frontier Field (1997) — **PHONE:** (585) 454-1001

General Manager: Dan Mason (DMason@redwingsbaseball.com)

Media Contact: Morrie Silver (MSilver@redwingsbaseball.com)

Radio Voice: Josh Whetzel (JWhetzel@redwingsbaseball.com)

2021 Record: 47-69 (5th Place, Triple-A East - Northeast Division)

MATT LECROY

Manager



Lecroy returns for his second season leading Triple-A Rochester...He returned to the dugout in 2021 after spending the 2020 season as Washington's Minor League quality control coordinator...2022 will mark his 14th season in a coaching role with the Washington Nationals organization...He most recently managed the Double-A Harrisburg Senators for four seasons (2016-19)...Under his tutelage, Aaron Barrett made his return to the Major Leagues in 2019 following significant arm injuries...In 2018, Juan Soto made the jump from Harrisburg to the Major Leagues after just eight games...Victor Robles and Raudy Read made the jump from Double-A to the Major Leagues in 2017...Lecroy spent two seasons (2014-15) on the Nationals Major League staff, serving as Matt Williams' bullpen coach...Lecroy served as a Minor League manager in the Nationals' chain from 2009-13...He spent 2012 and 2013 managing at Double-A Harrisburg, including a 2013 season in which four of his players made their MLB debuts straight from Double-A including Anthony Rendon...Managed Single-A Potomac in 2011 and enjoyed two seasons (2009-10) as skipper at Single-A Hagerstown...In eight Major League seasons with Minnesota (2000-05, 2007) and Washington (2006), Lecroy batted .260 with 68 doubles, 60 home runs and 218 RBI in 476 games...Lecroy learned from three of the highest-regarded managers in MLB: Tom Kelly (2000-01), Ron Gardenhire (2002-05, 2007), and Frank Robinson (2006)...He was selected 50th overall in the 1997 First-Year Player Draft out of Clemson (S.C.) University...Resides in Belton, S.C. with his wife, Holly, and their five children: Isabella, Maggie, Noah, Max and Mabree.

RAFAEL CHAVES

Pitching Coach



Chaves joins the Nationals after most recently serving as the director of pitching development for the Philadelphia Phillies for three seasons (2019-21)...He joined the Phillies as a pitching coordinator in 2015 and held that role until his promotion in 2019...He spent six seasons (2009-14) in player development roles for the Los Angeles Dodgers and one season (2008) as the pitching coach for Triple-A Scranton/Wilkes-Barre in the New York Yankees organization...Chaves was the pitching coach for the Seattle Mariners in 2006 and 2007 and prior to that, spent eight seasons (1998-2005) as a pitching coach in Seattle's Minor League system: Arizona League Mariners (R, 1998), Everett (R, 1999), Wisconsin (A, 2000), San Bernardino (A, 2001), San Antonio (AA, 2002-03) and Tacoma (AAA, 2004-05)...Chaves pitched in the Minor Leagues for 12 years (1986-97), with four organizations: San Diego Padres (1986-92), Baltimore Orioles (1993), Florida Marlins (1994) and Pittsburgh Pirates (1995-97).

BRIAN DAUBACH

Hitting Coach



Daubach, in his 12th season in the Washington chain, returns to the Triple-A ranks for his seventh season as hitting coach...Jake Noll (2021) and Yadiel Hernandez (2019) were named Washington's Minor League Player of the Year under Daubach's guidance...Daubach spent 2013-14 as the manager of Double-A Harrisburg...Skipped Nationals Minor League clubs to three first place finishes in five seasons...Led the Potomac Nationals to both first and second-half Carolina League North titles before falling to Salem (BOS) in the Mills Cup Championship in 2013...In 2012, led Hagerstown to its second consecutive first-place finish, going 82-55...In 2011, managed Hagerstown to a 75-64 record in first season as skipper...Managed the American Defenders of independent Can-Am League (2009) and served as hitting coach for the Nashua Pride (2008) in the same league...Spent parts of eight seasons in the majors with Florida (1998), Boston (1999-02 & 2004), Chicago-AL (2003) and New York-NL (2005)...Won a World Series title in 2004 with the Red Sox.

BILLY MCMILLON

Development Coach



McMillon joins the Nationals after spending the previous three seasons (2019-21) as the manager of Triple-A Worcester in Boston's Minor League system...From 2016-18, he served as Boston's outfielder and baserunning coordinator and prior to that, held manager roles with Double-A Portland (2014), Single-A Salem (2012-13) and Single-A Greenville (2010-11)...With Portland, he was named 2014 Eastern League Manager of the Year...With Salem, he led Sox to the Mills Cup Championship in 2013 and in 2010, he led Greenville to the South Atlantic League Championship Series in his managerial debut...He also served as the Drive's hitting coach from 2008-09...McMillon spent parts of six Major League seasons with the Florida Marlins (1996-97), Philadelphia Phillies (1997), Detroit Tigers (2000-01), and Oakland Athletics (2001-04)...He earned a B.A. from Clemson (S.C.) University and an MBA from the University of Phoenix...He and his wife, Krista, live in Columbia, S.C. with their children, Kennedy and Jackson.



Eric Montague
Athletic Trainer



Mike Warren
Strength & Conditioning Coach

HARRISBURG SENATORS (DOUBLE-A)



Eastern League — Nationals/Expos Affiliate Since: 1991
Stadium: First National Bank Field (2010) — **PHONE:** (717) 231-4444
Team President: Kevin Kulp (KKulp@senatorsbaseball.com)
Media Contact and Radio Voice: Terry Byrom (TByrom@senatorsbaseball.com)
2021 Record: 42-76 (6th Place, Double-A Northeast - Southwest Division)

TRIPP KEISTER

Manager



Keister begins his 11th season in the Washington system, second as the manger of Double-A Harrisburg...He spent the previous six seasons managing Single-A Fredericksburg/Potomac (2015-20)...Keister led the Potomac Nationals to three Postseason appearances (2018, 2016, 2014)...Under Keister's leadership in 2018, Potomac advanced to the Mills Cup Championship game for the second time as manager...They fell, 2-1, in 11 innings to Buies Creek (HOU)...Potomac won the first half Northern Division Championship (37-30) and finished with the top overall record in the Northern Division (74-62)...In 2018, Keister managed eventual big leaguer Juan Soto and each of Washington's Minor League award winners (Carter Kieboom, Ben Braymer, Wil Crowe and Jake Noll)...Led Potomac to a share of the second half Northern Division title with a 39-31 record in the season's second half in 2016...Fell to Lynchburg in the Northern Division Championship Series...Was cited by *Baseball America* as the best manager in the Carolina League...

Led Potomac to the 2014 Mills Cup Championship, topping Myrtle Beach 3-1 in the best-of-five series...The Nationals went 78-58 during that season...In 2013, led Single-A Hagerstown to an 80-57 record, a first-half South Atlantic League Northern Division championship and a berth in the South Atlantic League Championship Series...Managed the GCL Nationals in 2012, his first season as a professional manager...Spent the previous 16 seasons as a coach at the collegiate level, most recently with Division III Wesley (Del.) College...He has coached at the University of South Carolina, Delaware State University and Wesley College...Also served as an area scout for San Diego, Philadelphia, Pittsburgh and Baltimore...Played four seasons in the minors after being selected by the Mets in the 32nd round of the 1992 First-Year Player Draft...A graduate of McKean (Del.) High School, Keister earned a Bachelor of Science degree in physical education at the University of Delaware in 1992.

JUSTIN LORD

Pitching Coach



Lord moves to Double-A Harrisburg after spending the 2021 season with High-A Wilmington...He enters his third season with the Nationals organization after seven seasons (2013-19) as a pitching coach in the Baltimore Orioles Minor League system...He spent the 2019 season with the Single-A Frederick Keys...He also worked three seasons (2013, 2017-18) with Single-A Delmarva and three seasons with Single-A Aberdeen (2014-16)...Following the 2016 season, he served as the pitching coach for the Peoria Javelinas of the Arizona Fall League...Prior to joining Baltimore's system he was the pitching coach for the independent Southern Illinois Miners (2011-12) and Pensacola Pelicans (2009-10)...Lord pitched professionally for the independent St. Paul Saints (2006-08) as well as stints in the Pittsburgh (2004-05) and Kansas City (2001-03) chains...Lord attended Chipola (Fla.) Junior College and Florida State University...He resides in Grovetown, Ga.

MICAH FRANKLIN

Hitting Coach



Franklin joins the Nationals after five seasons (2017-21) as a hitting coach in Arizona's Minor League system...He spent the 2021 season with Low-A Visalia...Franklin transitioned to coach after spending three seasons (2014-16) as a scout with Seattle and five seasons (2009-13) as a scout with the Diamondbacks...Franklin appeared in 17 games with the St. Louis Cardinals in 1997...He played 15 professional seasons with the New York Mets (1990-91), Cincinnati Reds (1992-94), Pittsburgh Pirates (1995), St. Louis Cardinals (1996-97), Detroit Tigers (1996), Chicago Cubs (1998), Milwaukee Brewers (2001), Arizona Diamondbacks (2002-04) and Chicago White Sox (2004) Minor League systems...A native of San Francisco, Calif., Franklin was selected by the Mets in the third round of the 1990 First-Year Player Draft out of Lincoln (Calif.) High School.

OSCAR SALAZAR

Developmental Coach



Salazar joins the Nationals after spending the 2021 season as the hitting coach for Triple-A El Paso in San Diego's Minor League system...From 2017-19, he served as the hitting coach for San Diego's Northwest League affiliate...He played 19 professional seasons, including parts of four Major League seasons with the Detroit Tigers (2002), Baltimore Orioles (2008-09) and San Diego Padres (2009-10)...He is a native of Maracay, Venezuela.



TD Swinford
Athletic Trainer



RJ Guyer
Strength & Conditioning Coach

WILMINGTON BLUE ROCKS (HIGH-A)

South Atlantic League — Nationals Affiliate Since: 2021

Stadium: Daniel S. Frawley Stadium (1993) — **PHONE:** (302) 888-2015

General Manager: Vince Bulik (vbulik@bluerocks.com)

Media Contact: Liz Welch (lwelch@bluerocks.com)

2021 Record: 52-64 (4th Place, High-A East - North Division)



MARIO LISSON

Manager



Lisson embarks on his first season with High-A Wilmington in 2022 after leading Low-A Fredericksburg in 2021...He was also tabbed to manage Single-A Hagerstown in 2020...Lisson spent the previous two seasons (2018-19) as the manager of the GCL Nationals... He joined the managerial ranks after a 16-year professional playing career that included stints in the Kansas City (2002-12), San Francisco (2014) and Washington (2015-17) organizations...Lisson also garnered playing experience thanks to eight seasons playing in the Venezuelan Winter League with Caracas (2006-07) and Magallanes (2011-18)...In addition, he spent the 2016 season playing for Saltillo of the Mexican League...Lisson played in more than 1,800 professional games between the three leagues...He hit .257 with 264 doubles, 17 triples, 148 home runs, 700 RBI, 206 stolen bases and 691 runs scored in 1,322 Minor League games between his stints with Kansas City, San Francisco and Washington's systems...A native of Caracas, VEN, Lissan originally signed with Kansas City as a non-drafted free agent on April 1, 2002.

MARK DIFELICE

Pitching Coach



DiFelice joins the Nationals after most recently serving as a pitching coach in Miami's Minor League system for four seasons (2017-20)...He was the pitching coach for Single-A Clinton in 2019-20 and Single-A Greensboro in 2017-18...DiFelice spent 2021 working as a private pitching instructor...He began his coaching career with Pittsburgh's Minor League system, working as the pitching coach for West Virginia (2015-16) and Jamestown (2014)...DiFelice spent parts of three professional seasons with the Milwaukee Brewers (2008-08, 2011)...He made his Major League debut on May 18, 2008 with Milwaukee vs. Boston and struck out Manny Ramirez for first career strikeout...DiFelice was selected by Colorado in the 15th round of the 1998 First-Year Player Draft from Western Carolina University...He is a native of Havertown, Pa.

TIM DOHERTY

Hitting Coach



Doherty joins the Nationals after spending the 2021 season as a Major League coach with the Colorado Rockies...He was the hitting coach for Triple-A Albuquerque from 2008-20, hitting coach for Double-A Hartford in 2017 and hitting coach at Rookie Level Grand Junction in 2016...He also spent three seasons (2013-15) in Minnesota's organization and was Boston's Major League assistant hitting coach in 2012...He coached nine seasons with the Kansas City T-Bones of the American Association from 2003-11, serving as their hitting coach (2003-09) and their manager (2010-11)...Prior to that, he coached collegiately at Southwest Texas State (1994-97), University of Southwestern Louisiana (1993), Seminole Junior College (1990-92) and Oral Roberts University (1989)...He served as an associate scout for Cleveland during his tenure at Seminole JC.

MARK HARRIS

Developmental Coach



Harris joins High-A Wilmington as a developmental coach after spending the 2021 season as the Florida Complex League Nationals hitting coach...He served the previous five seasons with short-season Single-A Auburn...Prior to that, he spent two seasons (2014-15) as Double-A Harrisburg's hitting coach...Under Harris' guidance in 2014, Michael A. Taylor experienced a breakout campaign... In addition to Taylor, Harris has tutored eventual Major Leaguers Luis Garcia, Carter Kieboom, Juan Soto, Tres Barrera, Trea Turner, Wilmer Difo, Victor Robles, Raudy Read, Pedro Severino, Billy Burns, among many others...Spent the 2013 campaign with the Single-A Potomac Nationals...It was his second stint with Potomac...Worked as Hagerstown's hitting coach in 2012 and spent 2011 as Potomac's hitting coach...Joined the Nationals' organization in 2011 after spending the previous four seasons (2007-10) with the Kansas City Royals...Served as Kansas City's Minor League infield coordinator from 2008-10 and worked one season (2007) as a roving coach...Has enjoyed stints as a scout and coach in the Texas and Philadelphia chains, respectively...Runs a private baseball academy...Played in the Yankees Minor League system after being selected in first round (No. 25) of 1978 January Draft...Resides in Gainesville, Va.



Don Neidig
Athletic Trainer



Brandon Pentheny
Strength & Conditioning Coach

FREDERICKSBURG NATIONALS (LOW-A)



Carolina League — Nationals Affiliate Since: 2005

Stadium: Virginia Credit Union Stadium (2020) — **PHONE:** (540) 858-4242

Team President: Lani Silber Weiss (LWeiss@frednats.com)

General Manager: Nick Hall (NHall@frednats.com)

Media Contact and Radio Voice: Joey Zanaboni (JZanaboni@frednats.com)

2021 Record: 44-76 (4th place, Low-A East - North Division)

JAKE LOWERY

Manager



Lowery will manage Low-A Fredericksburg after leading the Florida Complex League Nationals in 2021, his first season in that role...A former catcher, Lowery spent parts of nine professional season in Washington's (2016-19) and Cleveland's (2011-15) Minor League systems...Lowery is a native of Midlothian, Va. and graduated from Cosby High School...He attended James Madison University before being selected in the fourth round of the 2011 First-Year Player Draft by Cleveland...In 2011, Lowery won the Johnny Bench Award as the nation's best catcher, was a First Team All-American, College Baseball Insider's National Hitter of the Year and the CAA Player of the Year...In 2022, he was inducted into the James Madison University Athletics Hall of Fame.

JOEL HANRAHAN

Pitching Coach



Hanrahan joins the Nationals after spending the previous five seasons (2017-21) as a pitching coach in Pittsburgh's Minor League system, most recently as the pitching coach for Triple-A Indianapolis...Hanrahan made his Major League debut with the Nationals in 2007 and went on to appear in 115 games across three seasons (2007-09) in Washington...He was traded to the Pittsburgh Pirates in 2009 and was named a National League All-Star in 2011 and 2012. Hanrahan capped his Major League career in 2013 with the Boston Red Sox. He recorded 100 saves in his Major League career, including 40 in 2011 and 36 in 2012...He ranks sixth all-time with 82 saves in a Pittsburgh uniform...He was originally selected by the Dodgers in the second round of the 2000 First-Year Player Draft... Hanrahan is a 2000 graduate of Norwalk (Iowa) Community High School.

DELWYN YOUNG

Hitting Coach




Young returns to the role of hitting coach after spending the 2021 season as the manager for the State College Spikes of the MLB Draft League...Prior to that, he served as a hitting coach for the Rookie-level Kingsport (2018) and short-season Single-A Brooklyn (2019) in New York's (NL) Minor League system...Young spent parts of five Major League seasons with the Los Angeles Dodgers (2006-08) and Pittsburgh Pirates (2009-10)...He was selected in the fourth round of the 2002 First-Year Player Draft out of Santa Barbara City College in Santa Barbara, Calif.

CARMELO JAIME


Developmental Coach



Jaime joins the Nationals after serving as coach in the Detroit Tigers organization since 2012...He played three seasons (2008-10) in Detroit's Minor League system after being selected in the 24th round of the 2008 First-Year Player Draft...A native of Santo Domingo, Dominican Republic, Jaime attended Miami Dade College.



Kirby Craft
Athletic Trainer




Ryan Grose
Strength & Conditioning Coach

FLORIDA COMPLEX LEAGUE NATIONALS



Florida Complex League — Nationals Affiliate Since: 2005
Stadium: The Ballpark of the Palm Beaches (2017) — **PHONE:** (844) 676-2017
Contact: Dianne Wiebe (Dianne.Wiebe@nationals.com)
2021 Record: 26-30, (4th place, Florida Complex League East Division)

LUIS ORDAZ



Ordez embarks on his first season as a manager in 2022 after serving as High-A Wilmington's hitting coach in 2021...Prior to that, he spent the previous five seasons with Single-A Fredericksburg/Potomac...Under his tutelage, four Nationals Minor Leaguers won the Players of the Year award (2018-Carter Kieboom, 2017-Daniel Johnson, 2015 and 2016-Jose Marmolejos)...During his four seasons with Potomac, Ordez worked with top prospects Juan Soto, Victor Robles and Andrew Stevenson, among others...He spent the 2014 and 2015 seasons with Single-A Hagerstown, working with eventual Major Leaguers Wilmer Difo and Spencer Kieboom... Under his watch, Difo was named the 2014 South Atlantic League Most Valuable Player...Prior to his stint with the Suns, he spent three years (2011-13) as the hitting coach at short-season Single-A Auburn...2011 marked his second year exclusively as an instructor after spending the 2010 campaign as a player/coach with Triple-A Syracuse...Enjoyed a seven-year MLB playing career with St. Louis (1997-99), Kansas City (2000-02) and Tampa Bay (2006)...Ordez, a native of Maracaibo, VEN, played shortstop (122 games), second base (71 games) and third base (10 games)...Made his MLB debut with the Cardinals on Sept. 3, 1997 vs. Chicago (AL).

Manager

FRANKLIN BRAVO



Bravo is in his 20th season as a pitching coach in the Washington system...2022 will be his second season with the FCL Nationals... He spent the previous three seasons with short-season Single-A Auburn...He served the same role with Auburn from 2009-11... Bravo spent four seasons (2014-17) with Single-A Potomac...During his tenure, he has tutored Major Leaguers Ben Braymer, Seth Romero, Wil Crowe, Erick Fedde, Koda Glover, A.J. Cole, Lucas Giolito, Reynaldo Lopez, Austin Voth and Taylor Jordan, among many others...Helped Austen Williams earn the 2015 "Nationals Way" Award...He spent the 2012 and 2013 campaigns at Single-A Hagerstown...Prior to that, Bravo worked three seasons for the Nationals short-season affiliates in Vermont (2009-10) and Auburn (2011)...Spent four seasons (2005-08) as pitching coach of the GCL Nationals...Served as pitching coach of short season Vermont in 2004 and the Expos' Dominican Summer League entry in 2003...Played five seasons in Pittsburgh's Minor League system, retiring after the 2000 season...In 1999 at Hickory of the Single-A South Atlantic League, posted a 7-1 record with a 3.22 ERA in 34 games (eight starts) to finish second in the organization in ERA (3.21)...Resides in Santo Domingo, DOM.

Pitching Coach

ENDER CHÁVEZ



Chávez joins the Nationals after most recently serving as a bench coach for New York's (NL) Florida Complex League club 2021...He joined the Mets Minor League system in 2011 as hitting coach for the DSL Mets and spent three seasons in the same role with the GCL Mets from 2013-2015...He spent 2018 with Single-A Columbia and 2019-20 as the hitting coach for Rookie-level Kingsport...He was a Major League batting practice pitcher in 2020...He worked in the Liga Paralela de Beisbol in Venezuela (Venezuelan League minors) as a coordinator for the Bravos de Margarita Paralela League affiliate in 2013 and a manager for Navegantes' Paralela team affiliate in 2014...Chávez was an assistant hitting coach with Navegantes during the 2016-17 offseason...Chávez played in the Minor Leagues for Colorado (1998-01), New York (NL) (2002-03, 2008) and Montreal/Washington (2004-2007).

Hitting Coach

DESTIN HOOD



Hood begins his full-time professional coaching career in 2022 after spending the 2021 season an instructor for the Florida Complex League Nationals...A second-round pick in the 2008 First-Year Player Draft, Hood played 12 professional seasons with Washington's (2008-14), Cleveland's (2014-15) Philadelphia's (2015) Miami's (2015-17) and Texas' (2018) Minor League systems...He appeared in 13 games with the Miami Marlins in 2016.

Developmental Coach



Jacob Meyer
Athletic Trainer



Shane Hill
Strength & Conditioning Coach

DOMINICAN SUMMER LEAGUE NATIONALS



Dominican Summer League — Nationals Affiliate Since: 2005

Stadium: Las Americas Complex (1997)

Contact: Eduardo Castro (Eduardo.Castro@nationals.com)

2021 Record: 34-25 (3rd Place, Dominican Summer League - South Division)

SANDY MARTINEZ


Manager



Martinez is entering his 12th season as the manager of the Dominican Summer League Nationals...Has managed some of the top international talent in Washington's system, including Armando Cruz, Victor Robles, Juan Soto, Yasel Antuna, Daniel Marte, Luis Garcia and Wilmer Difo among others...Enjoyed a 15-year professional career before becoming a coach in the Nationals' organization...Hit .230 with 32 doubles, four triples, six home runs and 51 RBI in 218 games during parts of eight Major League seasons with Toronto (1995-97), Chicago-NL (1998-99), Florida (2000), Montreal (2001), Cleveland (2004), and Boston (2004)...Was behind the plate for the Cubs when Kerry Wood struck out 20 batters on May 6, 1998 vs. Houston...Resides in Santo Domingo, DOM.

EDWIN HURTADO

Pitching Coach



Hurtado enters his third season as Dominican Summer League pitching coach after joining the organization in 2020...He is a veteran of 12 seasons as a manager and coach (2008-19) throughout Mexico, Colombia and Venezuela and also spent parts of three Major League seasons playing for the Seattle Mariners (1996-97) and the Toronto Blue Jays (1995), appearing in 43 games across those three seasons... He brings more than 20 seasons of professional playing experience in the United States, Dominican Republic, Venezuela, Japan, Korea and Mexico.

FREDDY GUZMAN

Hitting Coach



Guzman returns to the DSL Nationals for his fifth season in 2022...He joined the coaching ranks after a 16-year professional career that included parts of five Major League seasons...A switch-hitting outfielder, Guzman spent time in the San Diego (2001-06), Texas (2006-07), Detroit (2008), Seattle (2009), Boston (2009), Baltimore (2009) and New York-AL (2009) systems...He made his Major League debut with San Diego in 2004 and would go on to appear in big league games with Texas in 2006 and 2007, New York in 2009 and Tampa Bay in 2013...Guzman spent the last seven seasons (2011-17) playing in the Mexican League for Monclova (2011), Minatitlan (2011), Carmen (2012-15), Union Laguna (2016), Tijuana (2016) and Quintana Roo (2017)...He was originally signed by the San Diego Padres on April 17, 2000.

WILSON VALDEZ

Infield Coach



Valdez, a former Major League infielder, enters his third season as infield coach for the DSL Nationals...Valdez spent parts of seven seasons with the Cincinnati Reds (2012), Philadelphia Phillies (2010-11), New York Mets (2009), Los Angeles Dodgers (2007), San Diego Padres (2005), Seattle Mariners (2005) and Chicago White Sox (2004).

EMILIANO ALCANTARA — Outfield Coach



Alcantara enters his 10th year in Washington's organization after joining the DSL Nationals in 2012.



Miguel Cabrera
Athletic Trainer



Santo Del Rosario
Strength & Conditioning Coach

FELIBERTO SANCHEZ — Assistant Pitching Coach



Sanchez joins the Nationals after spending the previous five seasons (2017-21) as part of Philadelphia's player development staff, most recently as an assistant pitching coach for the Dominican Summer League Phillies...A native of Sabana Grande, Dominican Republic, Sanchez spent four seasons (2012-15) a pitcher in the Phillies Minor League system.



Manny Moore
Latin American Training Coordinator



Anthony Rosario
Tryout Assistant



2021 FIRST-YEAR PLAYER DRAFT

RD	OVERALL	PLAYER	POS	B/T	HT	WT	DOB	SCHOOL	SCOUT
1	11	Brady House	SS	R/R	6'4"	210	6/4/03	Winder-Barrow (Ga.) HS	Eric Robinson
2	47	Daylen Lile	OF	L/R	6'0"	195	11/30/02	Trinity (Ky.) High School	Brian Cleary
3	82	Brandon Boissiere	1B	L/L	6'1"	215	3/23/00	University of Arizona	Mitch Sokol
4	112	Dustin Saenz	LHP	L/L	5'11"	190	6/2/99	Texas A&M University	Brandon Larson
5	143	TJ White	OF	S/R	6'2"	210	7/23/03	Dorman (S.C.) High School	Eric Robinson
6	173	Michael Kirian	LHP	R/L	6'6"	260	2/1/99	University of Louisville	Brian Cleary
7	203	Jacob Young	OF	R/R	6'0"	175	7/27/99	University of Florida	Tommy Jackson
8	233	Will Frizzell	1B	L/R	6'5"	225	2/21/99	Texas A&M University	Brandon Larson
9	263	Cole Quintanilla	RHP	R/R	6'5"	225	5/13/99	University of Texas	Brandon Larson
10	293	Darren Baker	2B	L/R	6'0"	180	2/11/99	University of Cal - Berkeley	Bryan Byrne
11	323	Marc Davis	RHP	R/R	6'3"	195	11/11/99	FL Southwestern State Col.	Alex Morales
12	353	Andrew Alvarez	LHP	L/L	6'3"	215	6/13/99	Cal. Poly. State University	Bryan Byrne
13	383	Mack Anglin	RHP	R/R	6'4"	220	7/5/00	Clemson (S.C.) University	Eric Robinson
14	413	Erik Tolman	LHP	L/L	6'2"	193	6/3/99	Arizona State University	Mitch Sokol
15	443	Jaden Fein	OF	R/R	6'3"	210	8/15/00	San Diego State University	Ben Gallo
16	473	Jack Sinclair	RHP	R/R	6'4"	170	5/3/99	University of Central Florida	Tommy Jackson
17	503	Brendan Collins	RHP	R/R	6'4"	215	9/10/99	UNC - Greensboro	Bobby Myrick
18	533	Steven Williams	C	L/R	6'3"	216	2/28/98	Auburn (Ala.) University	Eric Robinson
19	563	Riggs Threadgill	RHP	R/R	6'4"	220	9/14/99	McLennan (Texas) CC	Brandon Larson
20	593	Elie Kligman	C	S/R	6'0"	185	1/20/03	Cimarron-Memorial (Nev.) HS	Mitch Sokol

2021 UNDRAFTED FREE AGENTS

PLAYER	POS	B/T	HT	WT	DOB	SCHOOL	SCOUT
RobertAnthony Cruz	INF	L/R	6'1"	184	9/16/98	Biola (Calif.) University	Mark Baca
Peyton Glavine	LHP	R/L	5'11"	175	3/23/99	Auburn (Ala.) University	Eric Robinson
Jarrett Gonzales	C	R/R	5'11"	189	3/27/98	Grayson County (Texas) College	Jimmy Gonzales
Gody Greenhill	RHP	R/R	6'4"	215	9/21/98	Auburn (Ala.) University	Eric Robinson
Gunner Halter	INF	R/R	6'3"	176	3/18/98	Oklahoma City University	Jerad Head
Tyler Schoff	RHP	R/R	6'4"	222	12/6/98	Bryant (R.I.) University	John Malzone
Jake Sullivan	C	R/R	5'10"	186	7/24/97	University of South Florida	Tommy Jackson

2022 INTERNATIONAL SIGNINGS

PLAYER	POS	B/T	HT	WT	DOB	HOMETOWN, COUNTRY	SCOUT
Jeremy Bautista	C	R/R	6'0"	175	10/20/04	Bonao, DOM	Abraham Despradel
Albert Casado	INF	L/R	5'11"	145	9/17/04	San Jose De Ocoa, DOM	Bolivar Pelletier
Ramon Cuevas	RHP	R/R	6'3"	170	8/3/03	Boca Chica, DOM	Virgilio De Leon
Misael Mojica	INF	L/R	6'0"	155	12/29/04	San Cristóbal, DOM	Riki Vasquez
Miguel Moreno	RHP	R/R	6'1"	160	10/28/03	Higuey, DOM	Virgilio De Leon
Jorgelys Mota	SS	R/R	6'3"	170	6/3/05	Sabana Grande De Boya, DOM	Virgilio De Leon
Marlon Perez	LHP	L/L	5'10"	180	3/16/00	Havana, Cuba	Modesto Ulloa
Helder Rosario	C	R/R	6'1"	165	1/26/05	Cabrera, DOM	Bolivar Pelletier
Camilo Sanchez	RHP	R/R	6'2"	165	6/28/03	Colón, PAN	Miguel Ruiz
Cristhian Vaquero	CF	S/R	6'3"	180	9/13/04	Havana, Cuba	Johnny DiPuglia

TOP PROSPECT LISTS

2022 BASEBALL AMERICA TOP 30

- Kiebert Ruiz, C
- Cade Cavalli, RHP
- Brady House, SS
- Yasel Antuna, OF
- Andry Lara, RHP
- Cole Henry, RHP
- Joan Adon, RHP
- Gerardo Carrillo, RHP
- Jackson Rutledge, RHP
- Armando Cruz, SS
- Riley Adams, C
- Aldo Ramirez, RHP
- Jeremy De La Rosa, OF
- Matt Cronin, LHP
- Jackson Cluff, SS
- Donovan Casey, OF
- Daylen Lile, OF
- Tim Cate, LHP
- Sammy Infante, SS
- Mitchell Parker, LHP
- Evan Lee, LHP
- Israel Pineda, C
- Daniel Marte, OF
- Roismar Quintana, OF
- Tres Barrera, C
- Seth Romero, LHP
- Mason Denaburg, RHP
- Jordy Barley, SS
- Drew Millas, C
- Seth Shuman, RHP

2022 MLB PIPELINE.COM TOP 30

- Cade Cavalli, RHP
- Brady House, SS
- Cole Henry, RHP
- Jackson Rutledge, RHP
- Cristhian Vaquero, OF
- Andry Lara, RHP
- Gerardo Carrillo, RHP
- Joan Adon, RHP
- Armando Cruz, SS
- Daylen Lile, OF
- Aldo Ramirez, RHP
- Yasel Antuna, OF
- Matt Cronin, LHP
- Jeremy De La Rosa, OF
- Roismar Quintana, OF
- Mitchell Parker, LHP
- Branden Boissiere, 1B
- Evan Lee, LHP
- Donovan Casey, OF
- Drew Millas, C
- Sammy Infante, INF
- Jackson Cluff, SS
- Lucius Fox, SS
- Dustin Saenz, LHP
- Israel Pineda, C
- Ricardo Mendez, OF
- TJ White, OF
- Jordy Barley, INF
- Yoander Rivero, SS
- Mason Denaburg, RHP

2021 BASEBALL AMERICA TOP 10

- Cade Cavalli, RHP
- Jackson Rutledge, RHP
- Cole Henry, RHP
- Yasel Antuna, INF
- Andry Lara, RHP
- Jeremy De La Rosa, OF
- Tim Cate, LHP
- Mason Denaburg, RHP
- Matt Cronin, LHP
- Drew Mendoza, 1B

2020 BASEBALL AMERICA TOP 10

- Carter Kieboom, INF
- Luis Garcia, INF
- Jackson Rutledge, RHP
- Wil Crowe, RHP
- Tim Cate, LHP
- Drew Mendoza, 1B
- Andry Lara, RHP
- Mason Denaburg, RHP
- Yasel Antuna, INF
- Seth Romero, LHP

2019 BASEBALL AMERICA TOP 10

- Victor Robles, OF
- Carter Kieboom, INF
- Luis Garcia, INF
- Mason Denaburg, RHP
- Wil Crowe, RHP
- Tim Cate, LHP
- Seth Romero, LHP
- Sterling Sharp, RHP
- Yasel Antuna, INF
- Jake Irvin, RHP

2018 BASEBALL AMERICA TOP 10

- Victor Robles, OF
- Juan Soto, OF
- Erick Fedde, RHP
- Carter Kieboom, SS
- Seth Romero, LHP
- Luis Garcia, SS
- Wil Crowe, RHP
- Daniel Johnson, OF
- Rauly Read, C
- Yasel Antuna, SS

2017 BASEBALL AMERICA TOP 10

- Victor Robles, OF
- Erick Fedde, RHP
- Juan Soto, OF
- Wilmer Difo, INF
- Andrew Stevenson, OF
- Koda Glover, RHP
- Luis Garcia, SS
- Carter Kieboom, SS
- Pedro Severino, C
- Austin Voth, RHP

2016 BASEBALL AMERICA TOP 10

- Lucas Giolitto, RHP
- Trea Turner, INF
- Victor Robles, OF
- Erick Fedde, RHP
- Reynaldo Lopez, RHP
- Wilmer Difo, INF
- A.J. Cole, RHP
- Andrew Stevenson, OF
- Austin Voth, RHP
- Anderson Franco, 3B

2015 BASEBALL AMERICA TOP 10

- Lucas Giolitto, RHP
- Michael A. Taylor, OF
- Reynaldo Lopez, RHP
- Erick Fedde, RHP
- Steven Souza Jr., OF
- A.J. Cole, RHP
- Wilmer Difo, INF
- Drew Ward, 3B
- Brian Goodwin, OF
- Nick Pivetta, RHP

2014 BASEBALL AMERICA TOP 10

- Lucas Giolitto, RHP
- A.J. Cole, RHP
- Brian Goodwin, OF
- Matt Skole, 1B/3B
- Robbie Ray, LHP
- Sammy Solis, LHP
- Michael Taylor, OF
- Jake Johansen, RHP
- Nathan Karns, RHP
- Steven Souza Jr. RHP

2013 BASEBALL AMERICA TOP 10

- Anthony Rendon, 3B
- Lucas Giolitto, RHP
- Brian Goodwin, OF
- Matt Skole, 1B/3B
- Nathan Karns, RHP
- Christian Garcia, RHP
- Eury Perez, OF
- Sammy Solis, LHP
- Matt Purke, LHP
- Zach Walters, SS

2012 BASEBALL AMERICA TOP 10

- Bryce Harper, OF
- Anthony Rendon, 3B
- Danny Espinosa, INF
- A.J. Cole, RHP
- Brian Goodwin, OF
- Alex Meyer, RHP
- Matt Purke, LHP
- Sammy Solis, LHP
- Derek Norris, C
- Steve Lombardozzi, INF

2011 BASEBALL AMERICA TOP 10

- Bryce Harper, OF
- Derek Norris, C
- Danny Espinosa, SS
- A.J. Cole, RHP
- Wilson Ramos, C
- Sammy Solis, LHP
- Cole Kimball, RHP
- Eury Perez, OF
- Chris Marrero, 1B
- Brad Peacock, RHP

2010 BASEBALL AMERICA TOP 10

- Stephen Strasburg, RHP
- Derek Norris, C
- Drew Storen, RHP
- Ian Desmond, SS
- Danny Espinosa, INF
- Chris Marrero, 1B
- Jeff Koburns, 2B
- Justin Maxwell, OF
- Michael Burgess, OF
- Destin Hood, OF

2009 BASEBALL AMERICA TOP 10

- Jordan Zimmermann, RHP
- Ross Detwiler, LHP
- Chris Marrero, 1B
- Michael Burgess, OF
- Jack McGeary, LHP
- Derek Norris, C
- Destin Hood, OF
- Adrian Nieto, C
- J.P. Ramirez, OF
- Esmailyn Gonzalez, SS

2008 BASEBALL AMERICA TOP 10

- Chris Marrero, 1B
- Ross Detwiler, LHP
- Collin Balester, RHP
- Michael Burgess, OF
- Jack McGeary, LHP
- Josh Smoker, RHP
- Jordan Zimmermann, RHP
- Justin Maxwell, OF
- Colton Wilems, RHP
- John Lannan, LHP

2007 BASEBALL AMERICA TOP 10

- Collin Balester, RHP
- Chris Marrero, 1B
- Colton Wilems, RHP
- Kory Casto, 3B
- Esmailyn Gonzalez, SS
- Zenchry Zincolia, RHP
- Glenn Gibson, LHP
- Matt Chico, LHP
- Stephen King, SS
- Ian Desmond, SS

2006 BASEBALL AMERICA TOP 10

- Ryan Zimmerman, 3B
- Collin Balester, RHP
- Clint Everitt, RHP
- Ian Desmond, SS
- Kory Casto, 3B
- Mike Hinkley, LHP
- Bill Bray, LHP
- Larry Broadway, 1B/OF
- Daryl Thompson, RHP
- Frank Diaz, OF

2005 BASEBALL AMERICA TOP 10

- Mike Hinkley, LHP
- Larry Broadway, OF
- Ryan Church, OF
- Clint Everts, RHP
- Brendon Harris, 3B
- Bill Bray, LHP
- Daryl Thompson, RHP
- Darrell Rasner, RHP
- Kory Casto, 3B
- Collin Balester, RHP

MINOR LEAGUE PLAYERS

ABREU, JUAN — RHP

UPDATED 2022 STATS - MILB.COM

OD AGE: 21 HT: 6'2" WT: 190 BATS: R THROWS: R BORN: 6/12/00 Peppilo Salcedo, DOM

OBTAINED: Signed as a non-drafted free agent, Dec. 13, 2019

CAREER NOTES: SIGNED BY: Modesto Ulloa

YEAR	CLUB	W	L	ERA	G	GS	CG	SHO	SV	IP	H	R	ER	HR	HB	BB	SO	SO/9	WP	BK	BAA
2019										DID NOT PITCH / Signed Late											
2020										DID NOT PITCH											
2021	DSL Nationals	1	1	1.06	11	0	0	0	0	17.0	5	5	2	0	0	10	31	16.4	4	0	.093
MINORS TOTALS		1	1	1.06	11	0	0	0	0	17.0	5	5	2	0	0	10	31	16.4	4	0	.093

ACEVEDO, LUIS — LHP

UPDATED 2022 STATS - MILB.COM

OD AGE: 18 HT: 6'1" WT: 170 BATS: L THROWS: L BORN: 3/3/04 Santo Domingo, DOM

OBTAINED: Signed as a non-drafted free agent, Oct. 21, 2021

CAREER NOTES: SIGNED BY: Modesto Ulloa

YEAR	CLUB	W	L	ERA	G	GS	CG	SHO	SV	IP	H	R	ER	HR	HB	BB	SO	SO/9	WP	BK	BAA
2021										DID NOT PITCH / Signed Late											

ACOSTA, JEISEL — C

UPDATED 2022 STATS - MILB.COM

OD AGE: 20 HT: 6'0" WT: 216 BATS: R THROWS: R BORN: 9/4/01 Santo Domingo, DOM

OBTAINED: Signed as a non-drafted free agent, July 2, 2018.

CAREER NOTES: SIGNED BY: Modesto Ulloa

YEAR	CLUB	AVG	G	AB	R	H	TB	2B	3B	HR	RBI	SH	SF	HP	BB	SO	SB	CS	OBP	SLG	OPS	E
2018										DID NOT PLAY / Signed Late												
2019	DSL Nationals	.227	33	119	15	27	36	7	1	0	14	0	0	3	15	27	1	1	.328	.303	.631	5
2020										DID NOT PLAY												
2021	FCL Nationals	.195	15	41	2	8	8	0	0	0	3	1	0	3	3	7	0	0	.298	.195	.493	0
MINORS TOTALS		.219	48	160	17	35	44	7	1	0	17	1	0	6	18	34	1	1	.321	.275	.596	5

AGOSTINI, GABRIEL — LHP

UPDATED 2022 STATS - MILB.COM

OD AGE: 17 HT: 6'0" WT: 160 BATS: L THROWS: L BORN: 7/24/04 Cantura, VEN

OBTAINED: Signed as a non-drafted free agent, Jan. 15, 2010

CAREER NOTES: SIGNED BY: Salvador Donadelli

YEAR	CLUB	W	L	ERA	G	GS	CG	SHO	SV	IP	H	R	ER	HR	HB	BB	SO	SO/9	WP	BK	BAA
2020										DID NOT PITCH / Signed Late											
2021	DSL Nationals	5	2	1.11	15	4	0	0	0	32.2	23	8	4	0	6	6	42	11.6	4	1	.198
MINORS TOTALS		5	2	1.11	15	4	0	0	0	32.2	23	8	4	0	6	6	42	11.6	4	1	.198

ALDONIS, PABLO — LHP

UPDATED 2022 STATS - MILB.COM

OD AGE: 20 HT: 6'1" WT: 180 BATS: L THROWS: L BORN: 3/21/02 Tamayo, DOM

OBTAINED: Signed as a non-drafted free agent, July 2, 2019.

CAREER NOTES: 2020: Participated in Instructional League following the season. SIGNED BY: Modesto Ulloa

YEAR	CLUB	W	L	ERA	G	GS	CG	SHO	SV	IP	H	R	ER	HR	HB	BB	SO	SO/9	WP	BK	BAA
2019										DID NOT PITCH / Signed Late											
2020										DID NOT PITCH											
2021										DID NOT PITCH											

ALLU, JAKE — INF

UPDATED 2022 STATS - MILB.COM

OD AGE: 25 HT: 5'10" WT: 275 BATS: L THROWS: R BORN: 4/6/97 Hamilton, N.J. SCHOOL: Boston College

OBTAINED: Selected in the 24th round of the 2019 First-Year Player Draft.

CAREER NOTES: 2021: Ranked among Nationals Minor Leaguers in hits (4th, 96), doubles (16th, 22), extra-base hits (16th, 34) and runs scored (10th, 48)...Hit .281/.332/.444 in 95 games between the two clubs...Named an MLB.com Organization All-Star following the season. 2019: Ranked among short-season Single-A Auburn batters in RBI (1st, 25), triples (3rd, 2), stolen bases (14th, 3), total bases (15th, 49), hits (7th, 37) and doubles (10th, 5). COLLEGE: Hit .343 (81-for-236) with 18 doubles, one triple, four homers, 40 RBI and 51 runs scored for the Eagles...Named to the 2019 Third Team All-ACC Team. SIGNED BY: John Malzone

YEAR	CLUB	AVG	G	AB	R	H	TB	2B	3B	HR	RBI	SH	SF	HP	BB	SO	SB	CS	OBP	SLG	OPS	E
2019	Auburn	.257	45	144	13	37	49	5	2	1	25	0	1	0	7	32	3	1	.289	.340	.630	5
2020										DID NOT PLAY												
2021	Wilmington	.303	39	145	22	44	71	10	1	5	19	0	0	4	8	32	8	0	.357	.490	.846	3
	Harrisburg	.264	56	197	26	52	81	12	1	5	23	0	1	2	13	43	5	3	.315	.411	.726	7
MINORS TOTALS		.274	140	486	61	133	201	27	4	11	67	0	2	6	28	107	16	4	.320	.414	.734	15

ALVAREZ, ANDREW — LHP

UPDATED 2022 STATS - MILB.COM

OD AGE: 22 HT: 6'3" WT: 218 BATS: L THROWS: L BORN: 6/13/99 Anaheim, Calif. SCHOOL: Cal. Poly. State University

OBTAINED: Selected in the 12th round of the 2021 First-Year Player Draft

CAREER NOTES: COLLEGE: As a senior in 2021, Went 7-3 with a 4.08 ERA and 81 strikeouts in 16 games (14 starts)...Named All-Big West honorable mention.

SIGNED BY: Bryan Byrne

YEAR	CLUB	W	L	ERA	G	GS	CG	SHO	SV	IP	H	R	ER	HR	HB	BB	SO	SO/9	WP	BK	BAA
2021	FCL Nationals	1	0	3.00	2	0	0	0	0	3.0	2	1	1	0	0	2	6	18.0	0	0	.182
	Fredericksburg	0	0	0.00	5	0	0	0	0	6.0	3	0	0	0	2	2	6	9.0	1	0	.143
MINORS TOTALS		1	0	1.00	7	0	0	0	0	9.0	5	1	1	0	2	4	12	12.0	1	0	.156

AMPARO, YEURI — OF UPDATED 2022 STATS - MILB.COM

OD AGE: 20 **HT:** 6'2" **WT:** 210 **BATS:** R **THROWS:** R **BORN:** 9/25/01 Hato Mayor, DOM

OBTAINED: Signed as a non-drafted free agent, July 2, 2018.

CAREER NOTES: **SIGNED BY:** Modesto Ulloa

YEAR	CLUB	AVG	G	AB	R	H	TB	2B	3B	HR	RBI	SH	SF	HP	BB	SO	SB	CS	OBP	SLG	OPS	E
2018																						
2018	DSL Nationals	.195	45	154	21	30	34	4	0	0	6	1	0	5	15	42	13	2	.287	.221	.508	8
2020																						
2020	FCL Nationals	.253	32	79	10	20	25	2	0	1	10	0	1	1	7	17	4	1	.318	.316	.635	1
MINORS TOTALS		.215	77	233	31	50	59	6	0	1	16	1	1	6	22	59	17	3	.298	.253	.551	9

ARIAS, ANDRY — OF UPDATED 2022 STATS - MILB.COM

OD AGE: 21 **HT:** 6'3" **WT:** 221 **BATS:** L **THROWS:** L **BORN:** 6/19/00 San Cristobal, DOM

OBTAINED: Signed as a non-drafted free agent, July 2, 2017.

CAREER NOTES: **2021:** Entered the season rated by *Baseball America* as the No. 26 prospect Washington's Minor League system. **2020:** Participated in Instructional League following the season...**2019:** Appeared in 32 games for the GCL Nationals, collecting four doubles, three homers, 10 RBI and seven stolen bases. **SIGNED BY:** Pablo Arias

YEAR	CLUB	AVG	G	AB	R	H	TB	2B	3B	HR	RBI	SH	SF	HP	BB	SO	SB	CS	OBP	SLG	OPS	E
2017																						
2018	DSL Nationals	.270	61	226	33	61	93	9	7	3	40	0	4	6	28	48	3	3	.360	.412	.771	9
2019	GCL Nationals	.195	32	113	19	22	35	4	0	3	10	0	0	2	19	39	7	0	.298	.321	.631	2
2020																						
2021	FCL Nationals	.259	42	143	19	37	62	10	0	5	20	0	2	4	17	40	2	3	.349	.434	.783	3
MINORS TOTALS		.249	135	482	71	120	190	23	7	11	70	0	6	12	64	127	12	6	.348	.394	.742	14

ARRUDA, J.T. — INF UPDATED 2022 STATS - MILB.COM

OD AGE: 24 **HT:** 5'10" **WT:** 186 **BATS:** L **THROWS:** R **BORN:** 10/20/97 Clovis, Calif. **SCHOOL:** Fresno State University (Calif.)

OBTAINED: Selected in the 11th round of the 2019 First-Year Player Draft.

CAREER NOTES: **2020:** Participated in Instructional League following the season. **2019:** Led short-season Single-A Auburn in nearly every offensive category with a .245 AVG, .351 OBP, .347 SLG, .698 OPS, five triples, 30 walks, and 15 extra-base hits while he tied for first in hits (48), doubles (10) and total bases (68). **COLLEGE:** Hit .338 (72-for-213) with 11 doubles, three triples, eight home runs, 39 RBI and four steals during his redshirt sophomore season at Fresno State. **SIGNED BY:** Bryan Byrne

YEAR	CLUB	AVG	G	AB	R	H	TB	2B	3B	HR	RBI	SH	SF	HP	BB	SO	SB	CS	OBP	SLG	OPS	E
2019	Auburn	.245	61	196	22	48	68	10	5	0	20	1	0	2	30	50	6	3	.351	.347	.698	8
2020																						
2021	Fredericksburg	.235	41	136	15	32	44	5	2	1	9	0	0	1	29	32	9	0	.373	.324	.697	7
	Wilmington	.186	49	167	14	31	47	8	1	2	12	0	1	0	16	49	5	2	.255	.281	.537	2
MINORS TOTALS		.222	151	499	51	111	159	23	8	3	41	1	1	3	75	131	20	5	.327	.319	.646	17

ATENCIO, JOSE — RHP UPDATED 2022 STATS - MILB.COM

OD AGE: 20 **HT:** 5'11" **WT:** 165 **BATS:** R **THROWS:** R **BORN:** 9/18/01 Maracaibo, VEN

OBTAINED: Signed as a non-drafted free agent, July 2, 2018.

CAREER NOTES: **SIGNED BY:** Ronald Morillo

YEAR	CLUB	W	L	ERA	G	GS	CG	SHO	SV	IP	H	R	ER	HR	HB	BB	SO	SO/9	WP	BK	BAA
2018																					
2019	DSL Nationals	0	0	27.00	1	0	0	0	0	0.1	1	1	1	0	0	0	1	27.0	0	0	.500
2020																					
2021	DSL Nationals	5	4	1.58	11	8	0	0	0	51.2	40	11	9	1	5	4	61	10.6	6	1	.213
MINORS TOTALS		5	4	1.74	12	8	0	0	0	52.0	41	12	10	1	5	4	62	10.7	6	1	.216

BAKER, DARREN — 2B UPDATED 2022 STATS - MILB.COM

OD AGE: 23 **HT:** 6'0" **WT:** 185 **BATS:** L **THROWS:** R **BORN:** 2/11/99 Redwood City, Calif. **SCHOOL:** University of California-Berkeley

OBTAINED: Selected in the 10th round of the 2021 First-Year Player Draft

CAREER NOTES: **2021:** Reported to the Florida Complex League following the Draft...Was promoted to Low-A Fredericksburg on Aug. 24. **COLLEGE:** Was First Team All-Pac-12 and was named to the Pac-12 All-Defensive Team in 2021...He hit .327 with six doubles, 17 RBI, 28 walks, 28 stolen bases and 40 runs scored...His 28 stolen bases ranked eighth in NCAA Division I...Is the son of Dusty Baker. **SIGNED BY:** Bryan Byrne

YEAR	CLUB	AVG	G	AB	R	H	TB	2B	3B	HR	RBI	SH	SF	HP	BB	SO	SB	CS	OBP	SLG	OPS	E
2021	FCL Nationals	.400	4	15	2	6	7	1	0	0	1	0	0	0	2	2	0	0	.471	.467	.937	0
	Fredericksburg	.318	18	66	3	21	26	3	1	0	5	3	1	0	4	9	2	2	.352	.394	.746	1
MINORS TOTALS		.333	22	81	5	27	33	4	1	0	6	3	1	0	6	11	2	2	.375	.407	.782	1

BANKS, NICK — OF UPDATED 2022 STATS - MILB.COM

OD AGE: 27 **HT:** 6'0" **WT:** 215 **BATS:** L **THROWS:** L **BORN:** 11/18/94 Tomball, Texas **SCHOOL:** Texas A&M University

OBTAINED: Selected in the fourth round of the 2016 First-Year Player Draft.

CAREER NOTES: **2021:** Hit .227 with 15 doubles, eight homers, 40 RBI, 32 walks and 33 runs scored in 99 games between Double-A Harrisburg and Triple-A Rochester...Entered the season rated by *Baseball America* as the No. 28 prospect and by MLB Pipeline.com as the No. 28 prospect in Washington's Minor League system. **2020:** Entered the season rated as the No. 26 prospect in Washington's system by *Baseball America* and the No. 24 prospect by MLB Pipeline.com. **2019:** Named a mid-season Carolina League All-Star... Awarded the Carolina League All-Star Game Top Star, going 3-for-4 with a go-ahead three-run homer in the eighth inning...Reached base safely in 17 straight games from April 25- May 19, batting .342 with seven doubles two home runs and seven RBI...His 33 doubles were tied for second most in the Nationals system...Promoted to Double-A Harrisburg on July 10 and hit .288 in 45 games. **2018:** Began the season with Single-A Hagerstown before being promoted to Single-A Potomac on June 21...Was named a South Atlantic League mid-season All-Star. **2017:** Ranked among Hagerstown hitters in hits (3rd, 111), doubles (3rd, 24) and RBI (3rd, 58)...Entered the season rated as the No. 8 prospect in Washington's system per MLB.com. **2016:** Reported to short-season Single-A Auburn following the 2016 Draft...Earned New York-Penn League All-Star honors... Led Auburn in RBI (19), ranked second on the club in hits (64) and tied for fourth in doubles (8). **COLLEGE:** Hit .289 (66-for-288) with 13 doubles, three triples, nine home runs, 49 RBI, 22 walks, seven stolen bases and 47 runs scored during his junior season at Texas A&M...Was named MVP of the 2016 SEC Tournament and helped the Aggies as they advanced to the Super Regionals of the NCAA Tournament...As a sophomore in 2015, earned American Baseball Coaches Association third-team All-America honors and was named second-team All-SEC...He ranked fourth in the SEC in batting average (.364), fifth in on-base percentage (.450) and sixth in hits (87). **SIGNED BY:** Tyler Wilt

YEAR	CLUB	AVG	G	AB	R	H	TB	2B	3B	HR	RBI	SH	SF	HP	BB	SO	SB	CS	OBP	SLG	OPS	E
2016	Auburn	.277	60	231	18	64	74	8	1	0	19	4	2	1	11	37	7	2	.310	.320	.631	3
2017	Hagerstown	.252	122	440	52	111	164	24	4	7	58	5	4	3	31	90	14	7	.303	.373	.676	1
2018	Hagerstown	.260	56	200	25	52	79	9	0	6	27	0	1	1	13	45	10	4	.307	.395	.702	1
	Potomac	.263	64	232	27	61	88	11	2	4	30	1	3	3	14	52	1	0	.310	.379	.689	0
2019	Potomac	.271	69	280	41	76	124	21	0	9	35	1	0	4	19	54	2	2	.327	.443	.770	0
	Harrisburg	.288	45	156	19	45	64	12	2	1	21	0	0	2	15	41	6	0	.358	.410	.769	1
2020																						
2021	Harrisburg	.245	67	229	23	56	82	11	0	5	30	1	1	2	20	74	0	3	.310	.358	.668	3
	Rochester	.189	32	106	10	20	33	4	0	3	10	0	0	0	12	35	0	0	.271	.311	.583	0
MINORS TOTALS		.259	515	1874	215	485	708	100	9	35	230	12	11	16	135	428	40	18	.312	.378	.690	9

BARLEY, JORDY — SS UPDATED 2022 STATS - MILB.COM

OD AGE: 22 **HT:** 6'0" **WT:** 190 **BATS:** R **THROWS:** R **BORN:** 12/3/99 San Pedro de Macoris, DOM

OBTAINED: Acquired from San Diego along with RHP Mason Thompson in exchange for RHP Daniel Hudson, July 30, 2021

CAREER NOTES: **2022:** Enters the season as the "Fastest Baserunner" and the No. 29 prospect in Washington's Minor League system, according to *Baseball America*...Is the No. 28 prospect in Washington's system, per MLB Pipeline.com. **2021:** Was named Washington's Baserunner of the Year following the season...His 12 stolen bases ranked seventh in Washington's Minor League system...On the season, he ranked seventh in all of Minor League Baseball with 45 stolen bases between Low-A Lake Elsinore and Low-A Fredericksburg...At the time of the trade, his 33 stolen bases led San Diego's Minor League system and were eighth in all of Minor League Baseball. **2016:** Signed with the Padres as an international free agent on July 2, 2016. **SIGNED BY:** Chris Kemp and Felix Feliz (SDP)

YEAR	CLUB	AVG	G	AB	R	H	TB	2B	3B	HR	RBI	SH	SF	HP	BB	SO	SB	CS	OBP	SLG	OPS	E
2017	AZL Padres	.242	49	182	34	44	79	11	6	4	28	0	0	2	11	65	7	2	.292	.434	.726	30
2018	AZL Padres 2	.200	54	195	30	39	64	9	2	4	20	0	3	5	15	59	12	7	.271	.328	.599	18
2019	Tri-City	.254	66	279	45	71	118	11	6	8	30	1	1	1	22	98	14	8	.310	.423	.733	23
2020																						
2021	Lake Elsinore	.240	61	242	43	58	94	8	2	8	28	0	2	4	31	82	33	6	.333	.388	.722	30
	Fredericksburg	.205	33	122	17	25	37	6	0	2	10	0	0	2	17	43	12	5	.312	.305	.615	14
MINORS TOTALS		.232	263	1020	169	237	392	45	16	26	116	1	6	14	96	347	78	28	.305	.384	.690	115

BARTOW, FRANKIE — RHP UPDATED 2022 STATS - MILB.COM

OD AGE: 25 **HT:** 6'3" **WT:** 180 **BATS:** R **THROWS:** R **BORN:** 2/26/97 Miami, Fla. **SCHOOL:** University of Miami (Fla.)

OBTAINED: Selected in the 11th round of the 2018 First-Year Player Draft.

CAREER NOTES: **2021:** Led Washington's system with 10 saves...Recorded all 10 saves and posted a 2.01 ERA (5 ER/22.1 IP) and a .160 opponents' batting average in his first 21 outings. **2019:** Went 2-2 with 10 saves and a 1.86 ERA (11 ER/53.1 IP) in 37 appearances for Single-A Potomac...The 10 saves were third most among Nationals farmhands. **2018:** Reported to short-season Single-A Auburn before being promoted to Single-A Hagerstown on June 27. **COLLEGE:** Went 5-0 with a 3.12 ERA (14 ER/40.0 IP) with 32 strikeouts against 14 walks in his junior season at Miami. **SIGNED BY:** Alex Morales

YEAR	CLUB	W	L	ERA	G	GS	CG	SHO	SV	IP	H	R	ER	HR	HB	BB	SO	SO/9	WP	BK	BAA
2018	Auburn	1	0	0.00	2	0	0	0	0	4.0	0	0	0	0	0	0	3	6.8	0	0	.000
	Hagerstown	3	2	5.32	15	0	0	0	3	23.2	29	15	14	4	1	2	15	5.7	0	0	.309
2019	Potomac	2	2	1.86	37	0	0	0	10	53.1	41	13	11	2	2	16	33	5.6	3	0	.215
2020																					
2021	Harrisburg	0	5	5.40	29	0	0	0	10	31.2	33	24	19	3	1	13	31	9.4	1	0	.260
MINORS TOTALS		6	9	3.51	83	0	0	0	23	112.2	103	52	44	9	4	31	82	6.6	4	0	.242

BATISTA, CRISTIAN — OF UPDATED 2022 STATS - MILB.COM

OD AGE: 17 **HT:** 6'1" **WT:** 170 **BATS:** L **THROWS:** L **BORN:** 5/2/04 Santo Domingo, DOM

OBTAINED: Signed as a non-drafted free agent, Jan. 15, 2021.

CAREER NOTES: **SIGNED BY:** Modesto Ulloa

YEAR	CLUB	AVG	G	AB	R	H	TB	2B	3B	HR	RBI	SH	SF	HP	BB	SO	SB	CS	OBP	SLG	OPS	E
2020																						
2021	DSL Nationals	.197	29	71	11	14	16	2	0	0	6	0	1	4	16	25	2	0	.370	.225	.595	2
MINORS TOTALS		.197	29	71	11	14	16	2	0	0	6	0	1	4	16	25	2	0	.370	.225	.595	2

BAUTISTA, JEREMY — C UPDATED 2022 STATS - MILB.COM

OD AGE: 17 **HT:** 6'0" **WT:** 175 **BATS:** R **THROWS:** R **BORN:** 10/20/04 Bona0, DOM
OBTAINED: Signed as a non-drafted free agent, Jan. 15, 2022.
CAREER NOTES: **SIGNED BY:** Abraham Despradel

YEAR	CLUB	AVG	G	AB	R	H	TB	2B	3B	HR	RBI	SH	SF	HP	BB	SO	SB	CS	OBP	SLG	OPS	E
2021																						
DID NOT PLAY / Signed Late																						

BERRIOS, ALLAN — C UPDATED 2022 STATS - MILB.COM

OD AGE: 24 **HT:** 5'10" **WT:** 180 **BATS:** R **THROWS:** R **BORN:** 8/9/97 Mayaguez, PR **SCHOOL:** Western Oklahoma State College
OBTAINED: Selected in the 22nd round of the 2019 First-Year Player Draft.
CAREER NOTES: **COLLEGE:** Hit .427 with 12 home runs, 58 RBI, 72 runs scored and 17 stolen bases in 2019...In 2018, hit .295 with 10 home runs, 38 RBI, 37 runs and six steals. **SIGNED BY:** Jerad Head

YEAR	CLUB	AVG	G	AB	R	H	TB	2B	3B	HR	RBI	SH	SF	HP	BB	SO	SB	CS	OBP	SLG	OPS	E
2019	GCL Nationals	.237	12	38	7	9	11	2	0	0	2	1	0	1	4	6	1	0	.326	.289	.615	1
2020																						
DID NOT PLAY																						
2021	Fredericksburg	.186	18	59	8	11	13	2	0	0	6	1	0	2	6	24	0	1	.284	.220	.504	2
	Harrisburg	.240	8	25	5	6	8	2	0	0	1	1	0	2	2	6	0	0	.345	.320	.665	0
MINORS TOTALS		.213	38	122	20	26	32	6	0	0	9	3	0	5	12	36	1	1	.309	.262	.572	3

BLANCO, MIRTON — RHP UPDATED 2022 STATS - MILB.COM

OD AGE: 19 **HT:** 6'5" **WT:** 233 **BATS:** R **THROWS:** R **BORN:** 7/10/02 Caracas, VEN
OBTAINED: Signed as a non-drafted free agent, July 11, 2018.
CAREER NOTES: **2020:** Participated in Instructional League following the season. **SIGNED BY:** German Robles

YEAR	CLUB	W	L	ERA	G	GS	CG	SHO	SV	IP	H	R	ER	HR	HB	BB	SO	SO/9	WP	BK	BAA	
2018																						
DID NOT PITCH / Signed Late																						
2019	DSL Nationals	1	1	4.71	13	3	0	0	0	28.2	17	19	15	0	3	36	27	8.5	8	0	.175	
2020																						
DID NOT PITCH																						
2021																						
DID NOT PITCH																						
MINORS TOTALS		1	1	4.71	13	3	0	0	0	28.2	17	19	15	0	3	36	27	8.5	8	0	.175	

BOISSIERE, BRANDEN — OF UPDATED 2022 STATS - MILB.COM

OD AGE: 22 **HT:** 6'1" **WT:** 216 **BATS:** L **THROWS:** L **BORN:** 3/23/00 Riverside, Calif. **SCHOOL:** University of Arizona
OBTAINED: Selected in the third round of the 2021 First-Year Player Draft
CAREER NOTES: **2022:** Enters the season rated by MLB Pipeline.com as the No. 17 prospect in Washington's Minor League system. **COLLEGE:** Was named Pac-12 All-Conference after ranking among league leaders in hits (1st, 94), triples (2nd, 4), batting average (3rd, .369), RBI (3rd, 63), walks (5th, 38) and on-base percentage (6th, .451)... Hit .369 with 12 doubles, four triples, five homers, 63 RBI, 38 walks and 69 runs scored in 63 games during his sophomore season in 2021...Was named Pac-12 All-Conference and was on the Golden Spikes Award midseason watch list in 2021. **SIGNED BY:** Mitch Sokol

YEAR	CLUB	AVG	G	AB	R	H	TB	2B	3B	HR	RBI	SH	SF	HP	BB	SO	SB	CS	OBP	SLG	OPS	E
2021	Fredericksburg	.200	25	85	9	17	25	5	0	1	12	0	0	2	10	25	1	0	.299	.294	.593	5
MINORS TOTALS		.200	25	85	9	17	25	5	0	1	12	0	0	2	10	25	1	0	.299	.294	.593	5

BOONE, JAKE — INF UPDATED 2022 STATS - MILB.COM

OD AGE: 23 **HT:** 5'11" **WT:** 175 **BATS:** R **THROWS:** R **BORN:** 3/23/99 Orlando, Fla. **SCHOOL:** Princeton (N.J.) University
OBTAINED: Signed as a non-drafted free agent, Aug. 8, 2020
CAREER NOTES: **PERSONAL:** Is the grandson of Bob Boone and the son of Bret Boone. **SIGNED BY:** John Malzone

YEAR	CLUB	AVG	G	AB	R	H	TB	2B	3B	HR	RBI	SH	SF	HP	BB	SO	SB	CS	OBP	SLG	OPS	E
2020																						
DID NOT PLAY																						
2021	Fredericksburg	.229	63	170	22	39	49	4	3	0	23	2	3	7	18	55	9	2	.323	.288	.611	8
MINORS TOTALS		.229	63	170	22	39	49	4	3	0	23	2	3	7	18	55	9	2	.323	.288	.611	8

BRILL, MATT — RHP UPDATED 2022 STATS - MILB.COM

OD AGE: 27 **HT:** 6'2" **WT:** 215 **BATS:** R **THROWS:** R **BORN:** 10/25/94 Coal Valley, Ill **SCHOOL:** Appalachian State (N.C.) University
OBTAINED: Selected in the Minor League phase of the 2021 Rule 5 Draft.
CAREER NOTES: **2018:** Midwest League All-Star (mid-season). **2016:** Was Originally selected by Arizona in the 12th round of the 2017 First-Year Player Draft. **SIGNED BY:** George Swain (ARI)

YEAR	CLUB	W	L	ERA	G	GS	CG	SHO	SV	IP	H	R	ER	HR	HB	BB	SO	SO/9	WP	BK	BAA	
2017	Hillsboro Hops	1	1	0.89	18	0	0	0	2	20.2	12	3	2	0	0	12	25	11.1	3	0	.164	
2018	Kane County	4	1	2.93	23	0	0	0	6	27.2	20	11	9	2	2	15	30	9.8	5	0	.202	
2018	Visalia	2	3	4.62	20	0	0	0	5	25.2	18	16	13	3	3	18	35	12.4	4	0	.191	
2019	Visalia	2	0	1.59	10	0	0	0	4	11.2	7	3	2	0	1	7	21	16.7	1	0	.171	
	Jackson	2	5	6.34	32	0	0	0	4	32.2	34	33	23	1	6	20	32	8.8	11	0	.266	
2020																						
DID NOT PITCH																						
2021	Amarillo	2	4	6.33	27	0	0	0	4	27.0	29	19	19	2	2	20	37	12.3	7	2	.269	
MINORS TOTALS		13	14	4.24	130	0	0	0	25	145.1	120	85	68	8	14	92	180	11.2	31	2	.221	

BRZYKCY, ZACH — RHP **2022 UPDATED STATS - MILB.COM**

OD AGE: 22 **HT:** 6'2" **WT:** 225 **BATS:** R **THROWS:** R **BORN:** 7/12/99 Hickory, N.C. **SCHOOL:** Virginia Tech
OBTAINED: Signed as a non-drafted free agent, June 29, 2020
CAREER NOTES: 2021: Led High-A Wilmington with six wins...Struck out at least two batters in 24 of his 28 outings. 2020: Participated in Instructional League following the season. **COLLEGE:** Made seven appearances out of Virginia Tech's bullpen, striking out eight batters in 6.0 innings pitched during his junior season in 2020...As a sophomore in 2019, he struck out 37 batters in 23.1 innings across 22 appearances out of the bullpen. **SIGNED BY:** Bobby Myrick

YEAR CLUB	W	L	ERA	G	GS	CG	SHO	SV	IP	H	R	ER	HR	HB	BB	SO	SO/9	WP	BK	BAA
2020	DID NOT PITCH																			
2021 Wilmington	6	4	5.20	28	1	0	0	2	62.2	55	37	36	8	5	25	86	12.4	7	0	.236
MINORS TOTALS	6	4	5.20	28	1	0	0	2	62.2	55	37	36	8	5	25	86	12.4	7	0	.236

BUSTAMANTE, KEINER — C **2022 UPDATED STATS - MILB.COM**

OD AGE: 20 **HT:** 6'1" **WT:** 160 **BATS:** L **THROWS:** R **BORN:** 1/14/02 Puerto La Cruz, VEN
OBTAINED: Signed as a non-drafted free agent, July 4, 2019.
CAREER NOTES: **SIGNED BY:** Salvador Donadelli

YEAR CLUB	AVG	G	AB	R	H	TB	2B	3B	HR	RBI	SH	SF	HP	BB	SO	SB	CS	OBP	SLG	OPS	E
2019	DID NOT PLAY / Signed Late																				
2020	DID NOT PLAY																				
2021 DSL Nationals	.132	28	68	5	9	10	1	0	0	3	1	1	2	13	28	1	0	.286	.147	.433	2
MINORS TOTALS	.132	28	68	5	9	10	1	0	0	3	1	1	2	13	28	1	0	.286	.147	.433	2

CACERES, BRYAN — RHP **2022 UPDATED STATS - MILB.COM**

OD AGE: 22 **HT:** 6'1" **WT:** 216 **BATS:** R **THROWS:** R **BORN:** 2/19/00 David, PAN
OBTAINED: Signed as a non-drafted free agent, July 3, 2017.
CAREER NOTES: **SIGNED BY:** Miguel Ruiz

YEAR CLUB	W	L	ERA	G	GS	CG	SHO	SV	IP	H	R	ER	HR	HB	BB	SO	SO/9	WP	BK	BAA
2017	DID NOT PITCH / Signed Late																			
2018 DSL Nationals	3	5	6.32	18	3	0	0	1	37.0	44	31	26	1	3	15	25	6.1	11	0	.299
2019 DSL Nationals	3	5	4.11	19	0	0	0	2	35.0	34	23	16	0	9	19	39	10.0	12	1	.258
2020	DID NOT PITCH																			
2021 FCL Nationals	3	1	3.98	11	6	0	0	0	40.2	30	24	18	1	10	23	38	8.4	6	1	.205
MINORS TOTALS	9	11	4.79	48	9	0	0	3	112.2	108	78	60	2	22	57	102	8.1	29	2	.254

CANNING, GAGE — OF **2022 UPDATED STATS - MILB.COM**

OD AGE: 24 **HT:** 5'10" **WT:** 193 **BATS:** L **THROWS:** R **BORN:** 4/23/97 Ramona, Calif. **SCHOOL:** Arizona State University
OBTAINED: Selected in the fifth round of the 2018 First-Year Player Draft.
CAREER NOTES: 2021: Hit .259 wit 18 doubles, five homers, 24 RBI, 22 walks, two stolen bases and 36 runs scored in 79 games between High-A Wilmington and Double-A Harrisburg. 2020: Participated in Instructional League following the season...Entered the season rated as the No. 18 prospect in Washington's system by MLB Pipeline.com. 2019: Collected a career-high five RBI on June 13 at Fayetteville...Hit safely in a career-high nine straight games May 9-19...His 14 steals between Single-A Hagerstown and Single-A Potomac were tied for the fifth-most among Nationals minor leaguers...Entered the season rated as the No. 12 prospect in Washington's system by *Baseball America* and the No. 10 prospect by MLB Pipeline.com. 2018: Clubbed six home runs and 21 extra-base hits in just 45 games after signing with the Nationals following the 2018 Draft...Began his professional career with short-season Single-A Auburn before being promoted to Single-A Hagerstown. **COLLEGE:** Hit .369 with 17 doubles, 11 triples, nine homers, 45 RBI and 47 runs scored in 55 games during his junior season at Arizona State...Was named First-team All-American by *Collegiate Baseball* and a Third-team All-American by *Baseball America*...Led the nation with 11 triples...Reached base safely in 54 of 55 games, hitting safely in 47...Earned First-team All-Pac 12 honors in 2018 and 2017 and Pac 12 All-Defensive Team in 2018. **SIGNED BY:** Mitch Sokol

YEAR CLUB	AVG	G	AB	R	H	TB	2B	3B	HR	RBI	SH	SF	HP	BB	SO	SB	CS	OBP	SLG	OPS	E
2018 Auburn	.315	14	54	13	17	32	3	3	2	7	0	0	0	5	18	0	2	.373	.593	.965	0
Hagerstown	.223	31	112	15	25	46	9	0	4	16	0	0	0	11	36	2	0	.294	.411	.704	0
2019 Hagerstown	.244	10	41	7	10	14	1	0	1	5	0	0	0	3	13	6	0	.295	.341	.637	0
Potomac	.238	101	369	44	88	126	17	6	3	40	3	0	6	32	114	8	4	.310	.341	.651	3
2020	DID NOT PLAY																				
2021 Wilmington	.266	36	128	16	34	57	8	0	5	16	2	1	4	9	38	1	3	.331	.445	.776	0
Harrisburg	.253	43	158	20	40	50	10	0	0	8	0	0	2	13	44	1	2	.318	.316	.634	2
MINORS TOTALS	.248	235	862	115	214	325	48	9	15	92	7	3	13	73	263	18	11	.315	.377	.692	5

CARMONA, JOSUE — LHP **2022 UPDATED STATS - MILB.COM**

OD AGE: 21 **HT:** 6'3" **WT:** 185 **BATS:** L **THROWS:** L **BORN:** 9/3/00 Santo Domingo, DOM
OBTAINED: Signed as a non-drafted free agent, Aug. 30, 2021.
CAREER NOTES: **SIGNED BY:** Virgilio De Leon

YEAR CLUB	W	L	ERA	G	GS	CG	SHO	SV	IP	H	R	ER	HR	HB	BB	SO	SO/9	WP	BK	BAA
2021 DSL Nationals	0	0	0.00	3	0	0	0	0	5.2	1	0	0	0	1	2	5	7.9	1	0	.056
MINORS TOTALS	0	0	0.00	3	0	0	0	0	5.2	1	0	0	0	1	2	5	7.9	1	0	.056

CASADO, ALBERT — INF **2022 UPDATED STATS - MILB.COM**

OD AGE: 17 **HT:** 5'11" **WT:** 145 **BATS:** L **THROWS:** R **BORN:** 9/17/04 San Jose De Ocoa, DOM
OBTAINED: Signed as a non-drafted free agent, Jan. 15, 2022.
CAREER NOTES: **SIGNED BY:** Bolivar Pelletier

YEAR CLUB	AVG	G	AB	R	H	TB	2B	3B	HR	RBI	SH	SF	HP	BB	SO	SB	CS	OBP	SLG	OPS	E
2021	DID NOT PLAY / Signed Late																				

CASTILLO, ISAN — INF 2022 UPDATED STATS - MILB.COM

OD AGE: 20 **HT:** 6'1" **WT:** 160 **BATS:** R **THROWS:** R **BORN:** 12/3/01 Santo Domingo, DOM

OBTAINED: Signed as a non-drafted free agent, July 2, 2018.

CAREER NOTES: **SIGNED BY:** Modesto Ulloa

YEAR	CLUB	AVG	G	AB	R	H	TB	2B	3B	HR	RBI	SH	SF	HP	BB	SO	SB	CS	OBP	SLG	OPS	E
2018																						
2019	DSL Nationals	.212	47	165	27	35	45	6	2	0	11	1	1	5	24	50	11	5	.328	.273	.601	17
2020																						
2021																						
MINORS TOTALS		.212	47	165	27	35	45	6	2	0	11	1	1	5	24	50	11	5	.328	.273	.601	17

CASTILLO, RUSNEY — OF 2022 UPDATED STATS - MILB.COM

OD AGE: 34 **HT:** 5'9" **WT:** 207 **BATS:** R **THROWS:** R **BORN:** 7/9/87 Ciego de Avila, Cuba

OBTAINED: Signed as a Minor League free agent, Jan. 8, 2022.

CAREER NOTES: **2021:** Hit .225 with one double, one homer, three RBI, four walks and four runs scored in 33 games for the Rakuten Golden Eagles of the Japan Professional League. **2020:** Did not play **2019:** Recorded career highs in games (120), home runs (17), RBI (64), and runs (63) for Triple-A Pawtucket...Led the PawSox in hits (128), doubles (25), and RBI (64). **2018:** Became the first Pawtucket player to win the league batting title since Wade Boggs in 1981...Hit .319 with a career-high 31 doubles, five homers, 59 RBI, 29 walks, 13 stolen bases and 56 runs scored in 117 games. **2017:** Hit safely in 44 of his final 50 games of the season beginning on May 30, including in 16 straight from June 4 to June 18 and 14 straight from July 8 to Aug. 4...Hit .342 (67-for-196) in those 50 games. **2016:** Made the Red Sox' 2016 Opening Day roster and appeared in nine games over three Major League stints...Was outrighted to Pawtucket on June 20. **2015:** Appeared in 80 Major League games with Boston, hitting .253 with 10 doubles, two triples, five homers, 29 RBI, 13 walks, four stolen bases and 35 runs scored in 80 games... Hit .515 with two outs and RISP for (17-for-33, 2 HR), the best mark in MLB since Shawon Dunston in 1999 (.593), and the best by an American League player since at least 1974 (min. 25 PA with RISP and 2 outs)...Hit .354 with RISP (23-for-63), second in the American League (min. 50 PA) behind Detroit's Miguel Cabrera (.365). **2014:** Signed with Boston on Aug. 23...Was recalled by Boston on Sept. 17 and made his Major League debut that night at Pittsburgh (1-for-4)...His first hit was an infield single off Francisco Liriano in the fourth inning. **PERSONAL:** Rusney (roos-NAY) Castillo...Spent five seasons (2008-12) in Cuba's major league, Serie Nacional, posted a .319/.383/.516 slash line...Spent all five Serie Nacional seasons with his hometown team, Ciego de Avila...During the 2011-12 season, hit .342 with 21 home runs and 60 extra-base hits, helping Ciego de Avila to the Serie Nacional Championship... His father, Julio Castillo Hernandez, and his grandfather, Orlando Castillo, both played baseball in Serie Nacional...Also represented Cuba in the Baseball World Cup and the Pan American Games in 2011...He helped deliver nearly 10 tons of supplies to aid Hurricane Maria recovery efforts in Puerto Rico...In Caguas, helped distribute food, water, and supplies to nearly 300 families, as well as baseball equipment and athletic gear to roughly 100 children.

YEAR	CLUB	AVG	G	AB	R	H	TB	2B	3B	HR	RBI	SH	SF	HP	BB	SO	SB	CS	OBP	SLG	OPS	E
2008	Ciego de Avila (Cuba)	.349	28	43	12	15	20	3	1	0	8	0	0	1	4	10	0	2	.417	.465	.882	5
2009	Ciego de Avila (Cuba)	.303	44	99	11	30	40	2	1	2	10	3	1	3	2	19	2	4	.333	.404	.737	4
2010	Ciego de Avila (Cuba)	.324	88	364	75	118	202	22	4	18	79	3	3	13	17	42	29	6	.373	.555	.928	0
2011	Ciego de Avila (Cuba)	.332	95	376	80	125	205	28	2	16	66	0	3	9	32	42	22	7	.395	.545	.940	1
2012	Ciego de Avila (Cuba)	.274	68	234	41	64	92	6	2	6	29	4	0	8	31	29	15	9	.377	.393	.770	1
2013																						
2014	Boston	.333	10	36	6	12	19	1	0	2	6	0	0	1	3	6	3	0	.400	.528	.928	0
2015	Pawtucket	.282	40	156	17	44	60	7	0	3	17	0	2	0	14	28	10	2	.337	.385	.722	1
	Boston	.253	80	273	35	69	98	10	2	5	29	1	1	1	13	54	4	5	.288	.359	.647	5
2016	Boston	.250	9	8	4	2	3	1	0	0	0	0	0	0	3	0	0	0	.250	.375	.625	0
	Pawtucket	.263	103	395	55	104	140	20	5	2	34	2	4	4	24	68	9	3	.309	.354	.663	3
2017	Pawtucket	.314	87	347	52	109	176	22	0	15	43	0	2	9	11	51	14	2	.350	.507	.857	2
2018	Pawtucket	.319	117	474	56	151	197	31	0	5	59	0	4	4	29	80	13	7	.360	.416	.776	0
2019	Pawtucket	.278	120	460	63	128	206	25	1	17	64	0	2	5	25	63	5	9	.321	.448	.769	4
2020																						
2021	Rakuten (Japan)	.225	33	71	4	16	20	1	0	1	3	0	0	1	4	17	0	1	.276	.282	.558	1
CUBAN NATIONAL SERIES		.315	323	1116	219	352	559	61	10	42	192	10	7	34	86	142	68	28	.380	.501	.881	11
JAPAN LEAGUE TOTALS		.225	33	71	4	16	20	1	0	1	3	0	0	1	4	17	0	1	.276	.282	.558	1
MINORS TOTALS		.293	467	1832	243	536	779	105	6	42	217	2	14	22	103	290	51	23	.335	.425	.761	10
MLB TOTALS		.262	99	317	45	83	120	12	2	7	35	1	1	2	16	63	5	5	.301	.379	.679	5

CASTRO, SEBASTIAN — INF 2022 UPDATED STATS - MILB.COM

OD AGE: 19 **HT:** 6'1" **WT:** 168 **BATS:** R **THROWS:** R **BORN:** 12/25/02 Valencia, VEN

OBTAINED: Signed as a non-drafted free agent, Dec. 20, 2019.

CAREER NOTES: **SIGNED BY:** German Robles

YEAR	CLUB	AVG	G	AB	R	H	TB	2B	3B	HR	RBI	SH	SF	HP	BB	SO	SB	CS	OBP	SLG	OPS	E
2019																						
2020																						
2021	DSL Nationals	.171	20	41	10	7	8	1	0	0	4	3	1	2	14	19	1	2	.397	.195	.592	5
MINORS TOTALS		.171	20	41	10	7	8	1	0	0	4	3	1	2	14	19	1	2	.397	.195	.592	5

CATE, TIM — LHP **2022 UPDATED STATS — MILB.COM**

OD AGE: 24 **HT:** 6'0" **WT:** 201 **BATS:** L **THROWS:** L **BORN:** 9/30/97 Manchester, Conn. **SCHOOL:** University of Connecticut
OBTAINED: Selected in the second round of the 2018 First-Year Player Draft.

CAREER NOTES: **2022:** Enters the 2022 season rated by *Baseball America* as the No. 19 prospect and the No. 2 left-hander in Washington's organization...Has often been cited by *Baseball America* as having the "Best Curveball" (2019, 2021, 2022) and "Best Control" (2020, 2021, 2022) in Washington's system. **2021:** Advanced to Double-A Harrisburg for the first time...Enjoyed his best stretch of the season from May 15 to July 9...Went 2-2 with a 3.35 ERA, 43 strikeouts, two home runs allowed and a .238 opponents' batting average in nine starts during this stretch...Capped the season strong, allowing four earned runs in 17.0 innings pitched (2.12 ERA) with 18 strikeouts and four walks in his final three starts of the season...Struck out a season-high nine batters in a season-high 7.0 innings pitched on Sept. 11 vs. Bowie...Entered the season as Washington's No. 7 prospect, per *Baseball America*. **2020:** Was a member of the 60-Player Pool...Spent the entire season at the Alternate Training Site (Fredericksburg)...Participated in Instructional League following the season...Entered the season as Washington's No. 5 prospect, per *Baseball America*. **2019:** Named the Washington Nationals Minor League Pitcher of the Year...Ranked in the Nationals system among qualified pitchers in strikeouts (1st, 139), wins (11st, 11) and innings pitched (2nd, 143.2)...Struck out a career-high 10 batters across 6.0 innings of one-run ball on Aug. 2 vs. Wilmington...Made 13 starts for Single-A Hagerstown before being promoted to Single-A Potomac... Entered the season as Washington's No. 6 prospect, per *Baseball America*. **2018:** Went 2-6 with a 5.02 ERA in 13 games (12 starts) between short-season Single-A Auburn and Single-A Hagerstown...Began the season with Auburn before being promoted to Hagerstown Aug. 15. **COLLEGE:** Graduated from Cheney Tech High School in Manchester, Conn... Attended the University of Connecticut... During his senior season at UCONN, he went 5-4 with a 2.91 ERA (17 ER/52.2 IP) and 67 strikeouts in 11 games (seven starts)...Was cited by many publications as having one of the best curveballs of any pitcher in the 2018 First-Year Player Draft...Left UCONN as the all-time leader in career strikeouts with 270. **SIGNED BY:** John Malzone

YEAR	CLUB	W	L	ERA	G	GS	CG	SHO	SV	IP	H	R	ER	HR	HB	BB	SO	SO/9	WP	BK	BAA
2018	Auburn	2	3	4.65	9	8	0	0	0	31.0	34	18	16	1	2	10	29	7.5	6	0	.272
	Hagerstown	0	3	5.57	4	4	0	0	0	21.0	23	15	13	4	1	6	19	8.1	1	0	.271
2019	Hagerstown	4	5	2.82	13	13	0	0	0	70.1	61	29	22	2	0	13	73	9.3	7	0	.232
	Potomac	7	4	3.31	13	13	1	0	0	73.1	71	30	27	4	0	19	66	8.1	9	0	.255
2020	Fredericksburg	Alternate Training Site																			
2021	Harrisburg	2	10	5.31	21	21	0	0	0	96.2	113	64	57	12	2	37	81	7.5	7	1	.288
MINORS TOTALS		15	25	4.16	60	59	1	0	0	292.1	302	156	135	23	5	85	265	8.2	30	1	.262

CEDENO, JOSE — RHP **2022 UPDATED STATS — MILB.COM**

OD AGE: 20 **HT:** 6'3" **WT:** 170 **BATS:** R **THROWS:** R **BORN:** 10/5/01 Chitre, PAN
OBTAINED: Signed as a non-drafted free agent, July 2, 2018.

CAREER NOTES: **2021:** Led all Nationals Minor Leaguers in the ERA (1.24), opponents' average (.160) and WHIP (0.74)...Was named Dominican Complex League pitcher of the Week on Aug. 16 as well as August Pitcher of the Month...Tossed 6.0 no-hit innings with nine strikeouts and zero walks on Aug. 10...Went 2-0 with a 1.04 ERA with 33 strikeouts and three walks in 5 games (4 starts) during the month. **SIGNED BY:** Miguel Ruiz

YEAR	CLUB	W	L	ERA	G	GS	CG	SHO	SV	IP	H	R	ER	HR	HB	BB	SO	SO/9	WP	BK	BAA
2018		DID NOT PITCH / Signed Late																			
2019	DSL Nationals	3	3	3.41	11	7	0	0	0	34.1	29	18	13	3	4	11	32	8.4	5	0	.228
2020		DID NOT PLAY																			
2021	DSL Nationals	5	0	1.24	12	10	0	0	0	58.0	32	9	8	2	9	11	73	11.3	5	1	.160
MINORS TOTALS		8	3	2.05	23	17	0	0	0	92.1	61	27	21	5	13	22	105	10.2	10	1	.187

CHU, GILBERTO — LHP **2022 UPDATED STATS — MILB.COM**

OD AGE: 24 **HT:** 5'11" **WT:** 160 **BATS:** L **THROWS:** L **BORN:** 11/19/97 Panama City, PAN
OBTAINED: Signed as a non-drafted free agent, July 2, 2014.

CAREER NOTES: **2019:** Made 15 appearances (two starts) for short-season Single-A Auburn, going 3-2 with one save while posting a 2.68 ERA (13 ER/43.2 IP)...Struck out a career-high eight batters across 4.0 innings on Aug. 23 vs. West Virginia. **SIGNED BY:** Miguel Ruiz

YEAR	CLUB	W	L	ERA	G	GS	CG	SHO	SV	IP	H	R	ER	HR	HB	BB	SO	SO/9	WP	BK	BAA
2014		DID NOT PITCH / Signed Late																			
2015	DSL Nationals	3	3	2.55	18	1	0	0	0	49.1	39	18	14	1	0	15	43	7.8	3	0	.217
2016	DSL Nationals	1	4	3.18	11	11	0	0	0	51.0	40	23	18	2	3	9	50	8.8	4	0	.215
2017	Auburn	2	1	3.86	7	0	0	0	0	18.2	18	10	8	1	1	6	12	5.8	1	0	.243
	GCL Nationals	1	1	2.84	9	0	0	0	0	19.0	19	7	6	1	1	5	24	11.4	0	0	.241
2018	Auburn	2	2	3.66	18	0	0	0	1	32.0	32	16	13	0	2	7	26	7.3	1	2	.254
2019	Auburn	3	2	2.68	15	2	0	0	1	43.2	34	13	13	1	0	14	42	8.7	0	2	.213
2020		DID NOT PITCH																			
2021	Fredericksburg	3	0	2.79	19	4	0	0	1	48.2	32	19	15	4	1	15	39	7.3	0	1	.190
	Wilmington	0	0	3.86	2	0	0	0	0	4.2	8	6	2	1	0	3	5	9.6	0	0	.364
MINORS TOTALS		15	13	3.00	99	18	0	0	3	266.2	222	212	89	11	8	74	241	8.1	9	5	.223

CLEMMER, DAKODY — RHP **2022 UPDATED STATS — MILB.COM**

OD AGE: 26 **HT:** 6'3" **WT:** 220 **BATS:** R **THROWS:** R **BORN:** 1/19/96 Vancouver, Wash. **SCHOOL:** Central Arizona Junior College
OBTAINED: Selected in the Minor League phase of the 2021 Rule 5 Draft.

CAREER NOTES: **2016:** Originally selected by Cleveland in the 19th round of the First-Year Player Draft. **SIGNED BY:** Ryan Perry (CLE)

YEAR	CLUB	W	L	ERA	G	GS	CG	SHO	SV	IP	H	R	ER	HR	HB	BB	SO	SO/9	WP	BK	BAA
2016	AZL Indians	1	0	7.71	17	0	0	0	0	18.2	21	18	16	0	4	13	21	10.1	3	0	.288
2017	AZL Indians	0	1	0.00	3	0	0	0	1	3.0	2	1	0	0	0	1	5	15.0	0	0	.182
2018	Lake County	1	2	3.49	15	0	0	0	0	28.2	38	13	11	1	2	12	21	6.7	5	0	.325
	Mahoning Valley	2	0	1.77	13	0	0	0	3	20.2	13	7	4	0	0	2	22	9.7	3	1	.171
2019	Lake County	0	1	3.00	9	0	0	0	0	15.0	13	8	5	0	2	5	14	8.4	0	0	.245
	Lynchburg	3	1	4.47	28	0	0	0	0	48.2	45	25	24	4	5	20	41	7.6	4	0	.250
2020		DID NOT PITCH																			
2021	Akron	3	2	3.40	35	0	0	0	0	50.2	32	28	19	2	11	33	62	11.1	3	1	.181
MINORS TOTALS		10	7	3.86	120	0	0	0	8	184.0	164	100	79	7	24	86	186	9.1	18	2	.239

COLLINS, BRENDAN — RHP 2022 UPDATED STATS - MILB.COM

OD AGE: 22 **HT:** 6'4" **WT:** 228 **BATS:** R **THROWS:** R **BORN:** 9/10/99 Olney, Md. **SCHOOL:** UNC-Greensboro

OBTAINED: Selected in the 17th round of the 2021 First-Year Player Draft

CAREER NOTES: **COLLEGE:** In his lone season at UNC-Greensboro, went 3-3 with a 5.54 ERA and 51 strikeouts in 16 games (14 starts) in 2021...He began his collegiate career at Brunswick (N.C.) Community College and Radford (Va.) University before transferring to UNC-Greensboro. **SIGNED BY:** Bobby Myrick

YEAR	CLUB	W	L	ERA	G	GS	CG	SHO	SV	IP	H	R	ER	HR	HB	BB	SO	SO/9	WP	BK	BAA
2021	FCL Nationals	0	0	0.00	2	0	0	0	1	3.0	1	0	0	0	0	5	15.0	0	0	0	.100
	Fredericksburg	0	2	9.53	5	0	0	0	0	5.2	10	6	6	0	0	6	8	12.7	4	1	.370
MINORS TOTALS		0	2	6.23	7	0	0	0	1	8.2	11	6	6	0	0	6	13	13.5	4	1	.297

COLMENARES, JOSE — C 2022 UPDATED STATS - MILB.COM

OD AGE: 19 **HT:** 5'10" **WT:** 165 **BATS:** R **THROWS:** R **BORN:** 8/23/02 El Tocuyo, VEN

OBTAINED: Signed as a non-drafted free agent, Aug. 23, 2018.

CAREER NOTES: **SIGNED BY:** Juan Indriago

YEAR	CLUB	AVG	G	AB	R	H	TB	2B	3B	HR	RBI	SH	SF	HP	BB	SO	SB	CS	OBP	SLG	OPS	E
2018	DID NOT PLAY / Signed Late																					
2019	DSL Nationals	.143	15	42	3	6	6	0	0	0	5	0	2	4	2	5	0	1	.240	.143	.383	2
2020	DID NOT PLAY																					
2021	DSL Nationals	.235	44	132	19	31	45	9	1	1	22	1	4	4	15	19	1	1	.323	.341	.663	4
MINORS TOTALS		.213	59	174	22	37	51	9	1	1	27	1	6	8	17	24	1	2	.302	.293	.596	6

CONNELL, JUSTIN — OF 2022 UPDATED STATS - MILB.COM

OD AGE: 23 **HT:** 6'1" **WT:** 185 **BATS:** R **THROWS:** R **BORN:** 3/11/99 Barcelona, ESP

OBTAINED: Selected in the 11th round of the 2017 First-Year Player Draft.

CAREER NOTES: **2021:** Was the only Nationals Minor Leaguer to hit over .250 and have at least 20 stolen bases...Ranked among Nationals farmhands in batting average (2nd, .293), hits (2nd, 109), triples (2nd, 5), stolen bases (2nd, 21), on-base percentage (5th, .356), OPS (7th, .754), runs scored (7th, 52) and slugging percentage (8th, .398)...Named an MiLB.com Organization All-Star following the season. **2020:** Participated in Instructional League following the season...Entered the season rated as the No. 30 prospect in Washington's system by MLB Pipeline.com. **2019:** Recorded 28 multi-hit efforts, including two four-hit games on May 13 and June 28, both against Delmarva...His 108 hits, 59 runs scored and 49 walks were second-most among Hagerstown batters, while his 20 doubles were tied for second most. **2018:** Recorded more walks (21) than strikeouts (20) in 39 games between the GCL and short-season Single-A Auburn. **2017:** Reported to the GCL Nationals following the Draft...Batted .323 with four doubles, seven RBI, and 17 runs scored in 30 games...He stole five bases in seven attempts. **HIGH SCHOOL:** Played both shortstop and outfield while at American Heritage High School in Plantation, Fla...Playing in 26 games in his senior year, he batted .218 (12-for-55) with three doubles, four RBI, and 16 runs scored...He was named to the Rawlings-Perfect Game All-Florida Region Honorable Mention. **SIGNED BY:** Jimmy Gonzalez

YEAR	CLUB	AVG	G	AB	R	H	TB	2B	3B	HR	RBI	SH	SF	HP	BB	SO	SB	CS	OBP	SLG	OPS	E
2017	GCL Nationals	.323	30	96	17	31	35	4	0	0	7	0	2	1	14	10	5	2	.407	.365	.772	1
2018	GCL Nationals	.244	25	78	17	19	23	1	0	1	7	2	1	1	11	12	7	2	.341	.295	.636	0
	Auburn	.263	14	38	4	10	11	1	0	0	3	0	1	1	10	8	1	2	.420	.289	.709	0
2019	Hagerstown	.249	120	433	59	108	139	20	1	3	38	14	4	10	49	75	13	10	.337	.321	.658	3
2020	DID NOT PLAY																					
2021	Wilmington	.293	98	372	52	109	148	11	5	6	38	4	3	5	33	72	21	13	.356	.398	.754	5
MINORS TOTALS		.272	287	1017	149	277	356	37	6	10	93	20	11	18	117	177	47	29	.354	.350	.704	9

CONTRERAS, JOAQUIN — OF 2022 UPDATED STATS - MILB.COM

OD AGE: 18 **HT:** 6'1" **WT:** 185 **BATS:** R **THROWS:** R **BORN:** 12/26/03 Santo Domingo, DOM

OBTAINED: Signed as a non-drafted free agent, Feb. 25, 2021

CAREER NOTES: **SIGNED BY:** Bolivar Pelletier

YEAR	CLUB	AVG	G	AB	R	H	TB	2B	3B	HR	RBI	SH	SF	HP	BB	SO	SB	CS	OBP	SLG	OPS	E
2021	DSL Nationals	.244	39	119	23	29	36	5	1	0	12	0	2	2	16	27	4	1	.338	.303	.641	3
MINORS TOTALS		.244	39	119	23	29	36	5	1	0	12	0	2	2	16	27	4	1	.338	.303	.641	3

COUTTS, JACKSON — 1B 2022 UPDATED STATS - MILB.COM

OD AGE: 23 **HT:** 6'3" **WT:** 235 **BATS:** L **THROWS:** R **BORN:** 9/1/98 Worcester, Mass. **SCHOOL:** University of Rhode Island

OBTAINED: Signed as a non-drafted free agent, June 15, 2020.

CAREER NOTES: **COLLEGE:** Hit .451 (23-for-51) with seven doubles, four homers, 12 RBI, eight walks and 15 runs scored in 13 games during his junior season in 2020...His .824 slugging percentage ranked ninth in the nation, while his .451 batting average ranked 14th prior to the cancellation of the season...A native of Orono, Maine, Coutts hit .302 with a .373 on-base percentage and a .430 slugging percentage in his three-year collegiate career. **SIGNED BY:** John Malzone

YEAR	CLUB	AVG	G	AB	R	H	TB	2B	3B	HR	RBI	SH	SF	HP	BB	SO	SB	CS	OBP	SLG	OPS	E
2020	DID NOT PLAY																					
2021	FCL Nationals	.411	21	73	17	30	42	9	0	1	14	0	1	2	13	9	1	1	.506	.575	1.081	0
	Fredericksburg	.154	19	65	4	10	15	2	0	1	8	0	1	1	6	22	0	0	.233	.231	.464	4
MINORS TOTALS		.290	40	138	21	40	57	11	0	2	22	0	2	3	19	31	1	1	.383	.413	.796	4

CRUZ, ARMANDO — SS 2022 UPDATED STATS - MILB.COM

OD AGE: 18 **HT:** 5'11" **WT:** 160 **BATS:** R **THROWS:** R **BORN:** 1/16/04 Santo Domingo, DOM

OBTAINED: Signed as a non-drafted free agent, Jan. 15, 2021.

CAREER NOTES: **2022:** Enters the season as the No. 5 prospect in Washington's system by MLB Pipeline.com and the No. 9 prospect per *Baseball America*. **2021:** Ranked second among Nationals Minor Leaguers with a 13.7% strikeout rate...Was rated the No. 2 prospect in the 2021 international signing class by *Baseball America*. **SIGNED BY:** Modesto Ulloa

YEAR	CLUB	AVG	G	AB	R	H	TB	2B	3B	HR	RBI	SH	SF	HP	BB	SO	SB	CS	OBP	SLG	OPS	E
2020	DID NOT PLAY / Signed Late																					
2021	DSL Nationals	.232	48	177	22	41	54	8	1	1	17	2	2	0	16	27	11	4	.292	.305	.597	9
MINORS TOTALS		.232	48	177	22	41	54	8	1	1	17	2	2	0	16	27	11	4	.292	.305	.597	9

CRUZ, ROBERT ANTHONY — INF 2022 UPDATED STATS - MILB.COM

OD AGE: 23 **HT:** 6'1" **WT:** 184 **BATS:** L **THROWS:** R **BORN:** 9/16/98 Riverside, Calif. **SCHOOL:** Biola (Calif.) University
OBTAINED: Signed as a non-drafted free agent, July 18, 2021.
CAREER NOTES: **SIGNED BY:** Mark Baca

YEAR CLUB	AVG	G	AB	R	H	TB	2B	3B	HR	RBI	SH	SF	HP	BB	SO	SB	CS	OBP	SLG	OPS	E
2021 FCL Nationals	.130	7	23	1	3	4	1	0	0	1	0	0	0	1	7	0	0	.167	.174	.341	1
MINORS TOTALS	.130	7	23	1	3	4	1	0	0	1	0	0	0	1	7	0	0	.167	.174	.341	1

CUEVAS, MICHAEL — RHP 2022 UPDATED STATS - MILB.COM

OD AGE: 20 **HT:** 6'2" **WT:** 172 **BATS:** R **THROWS:** R **BORN:** 6/29/01 San Antonio, Texas **SCHOOL:** William J. Brennan High School (Texas)
OBTAINED: Selected in the 23rd round of the 2019 First-Year Player Draft.
CAREER NOTES: **2021:** Participated in Instructional League following the season. **2019:** Appeared in eight games (one start) for the GCL Nationals...Pitched to a 0.59 ERA (1 ER/15.1 IP). **HIGH SCHOOL:** In his senior season, Cuevas went 7-3 with a 2.14 ERA (15 ER/63.0 IP) with 93 strikeouts in 14 appearances (nine starts), including three complete games and three saves...At the plate, he hit .333 (35-for-121) with eight doubles, one triple, 15 RBI and 24 runs scored. **SIGNED BY:** Brandon Larson

YEAR CLUB	W	L	ERA	G	GS	CG	SHO	SV	IP	H	R	ER	HR	HB	BB	SO	SO/9	WP	BK	BAA	
2019 GCL Nationals	1	0	0.59	8	1	0	0	1	15.1	10	1	1	0	2	8	9	5.4	0	0	.200	
2020	DID NOT PITCH																				
2021 Fredericksburg	1	8	4.48	20	17	0	0	1	88.2	85	55	44	8	7	28	80	8.1	8	2	.244	
MINORS TOTALS	2	8	3.91	28	18	0	0	2	105.2	95	56	45	8	9	36	89	7.6	8	2	.238	

CUEVAS, RAMON — RHP 2022 UPDATED STATS - MILB.COM

OD AGE: 18 **HT:** 6'3" **WT:** 170 **BATS:** R **THROWS:** R **BORN:** 8/3/03 Boca Chica, DOM
OBTAINED: Signed as a non-drafted free agent, Jan. 15, 2022.
CAREER NOTES: **SIGNED BY:** Virgilio De Leon

YEAR CLUB	W	L	ERA	G	GS	CG	SHO	SV	IP	H	R	ER	HR	HB	BB	SO	SO/9	WP	BK	BAA	
2021	DID NOT PITCH / Signed Late																				

DAILY, COLE — INF 2022 UPDATED STATS - MILB.COM

OD AGE: 25 **HT:** 5'11" **WT:** 170 **BATS:** L **THROWS:** R **BORN:** 11/28/96 Springfield, Ill **SCHOOL:** University of Notre Dame (Ind.)
OBTAINED: Selected in the 21st round of the 2018 First-Year Player Draft.
CAREER NOTES: **2019:** Hit .251 with nine doubles, 16 RBI, 26 walks and eight steals in 71 games for Single-A Hagerstown...Reached base safely in a season-high 12 straight games July 16-28, batting .333 (15-for-45) with two doubles, three RBI and eight runs scored over that stretch. **2018:** Appeared in 53 games for short-season Single-A Auburn in his first professional season, hitting .275 (50-for-182). **COLLEGE:** The starting shortstop hit .268 (60-for-224) with 14 doubles, a triple, three home runs and 22 RBI in his 2018 senior season...He stole a team-high 14 bases and was second on the team in runs scored (39). **SIGNED BY:** Justin Bloxom

YEAR CLUB	AVG	G	AB	R	H	TB	2B	3B	HR	RBI	SH	SF	HP	BB	SO	SB	CS	OBP	SLG	OPS	E
2018 Auburn	.275	53	182	30	50	59	6	0	1	16	3	1	1	18	36	5	2	.342	.324	.666	1
2019 Hagerstown	.251	71	243	24	61	70	9	0	0	16	4	2	2	26	47	8	9	.326	.288	.614	9
2020	DID NOT PLAY																				
2021 Fredericksburg	.200	14	50	9	10	11	1	0	0	5	0	0	0	9	12	2	1	.322	.220	.542	2
Harrisburg	.214	22	42	7	9	12	1	1	0	0	1	0	0	5	11	0	1	.298	.286	.584	2
Wilmington	.136	8	22	3	3	3	0	0	0	2	0	0	0	5	6	0	0	.296	.136	.433	1
MINORS TOTALS	.261	124	425	54	111	129	15	0	1	32	7	3	3	44	83	13	11	.333	.394	.636	10

DAVIS, MARC — RHP 2022 UPDATED STATS - MILB.COM

OD AGE: 22 **HT:** 6'3" **WT:** 195 **BATS:** R **THROWS:** R **BORN:** 11/11/99 Lilburn, Ga. **SCHOOL:** Florida Southwestern State JC
OBTAINED: Selected in the 11th round of the 2021 First-Year Player Draft
CAREER NOTES: **2021:** Allowed one earned run in 9.1 IP (0.96 ERA) across his last four outings...Participated in Instructional League following the season. **COLLEGE:** Went 4-1 with two saves and a 3.34 ERA in 17 games (five starts) in 2021...He struck out 64 batters and allowed just 23 hits in 35.0 innings pitched...His 16.36 strikeouts per 9.0 innings ranked second among all Junior College pitchers...Struck out 139 batters in 86.0 innings across 44 career appearances. **SIGNED BY:** Alex Morales

YEAR CLUB	W	L	ERA	G	GS	CG	SHO	SV	IP	H	R	ER	HR	HB	BB	SO	SO/9	WP	BK	BAA
2021 FCL Nationals	0	0	3.72	5	1	0	0	0	9.2	9	4	4	0	1	9	12	11.2	2	0	.237
MINORS TOTALS	0	0	3.72	5	1	0	0	0	9.2	9	4	4	0	1	9	12	11.2	2	0	.237

DE LA CRUZ, CHRISTOPHER — OF 2022 UPDATED STATS - MILB.COM

OD AGE: 21 **HT:** 5'11" **WT:** 145 **BATS:** L **THROWS:** L **BORN:** 3/29/01 Santo Domingo, DOM
OBTAINED: Signed as a non-drafted free agent, July 2, 2017.
CAREER NOTES: **2019:** His 14 stolen bases were tied for fifth among Nationals minor leaguers. **SIGNED BY:** Modesto Ulloa

YEAR CLUB	AVG	G	AB	R	H	TB	2B	3B	HR	RBI	SH	SF	HP	BB	SO	SB	CS	OBP	SLG	OPS	E
2017	DID NOT PLAY / Signed Late																				
2018 DSL Nationals	.179	49	145	29	26	31	1	2	0	11	3	1	3	22	23	4	2	.298	.214	.512	3
2019 DSL Nationals	.243	48	169	23	41	55	5	3	1	14	0	1	2	23	25	14	2	.338	.325	.664	3
2020	DID NOT PLAY																				
2021 FCL Nationals	.180	29	61	14	11	16	0	1	1	10	0	2	2	21	13	3	0	.395	.262	.658	1
MINORS TOTALS	.208	126	375	66	78	102	6	6	2	35	3	4	7	66	61	21	4	.334	.272	.606	8

DE LA CRUZ, EDWARD — C 2022 UPDATED STATS - MILB.COM

OD AGE: 18 **HT:** 5'11" **WT:** 165 **BATS:** R **THROWS:** R **BORN:** 8/27/02 San Pedro De Macoris, DOM
OBTAINED: Signed as a non-drafted free agent, Sept. 21, 2020
CAREER NOTES: **SIGNED BY:** Virgilio De Leon

YEAR	CLUB	AVG	G	AB	R	H	TB	2B	3B	HR	RBI	SH	SF	HP	BB	SO	SB	CS	OBP	SLG	OPS	E
2020	DID NOT PLAY / Signed Late																					
2021	DSL Nationals	.200	17	35	3	7	8	1	0	0	2	0	0	1	5	10	0	1	.317	.229	.546	0
MINORS TOTALS		.200	17	35	3	7	8	1	0	0	2	0	0	1	5	10	0	1	.317	.229	.546	0

DE LA ROSA, JEREMY — OF 2022 UPDATED STATS - MILB.COM

OD AGE: 20 **HT:** 6'0" **WT:** 199 **BATS:** L **THROWS:** L **BORN:** 1/16/02 Santo Domingo, DOM
OBTAINED: Signed as a non-drafted free agent, July 2, 2018.

CAREER NOTES: **2022:** Enters the season rated by *Baseball America* as the No. 14 prospect in Washington's system and by MLB Pipeline.com as the No. 14 prospect. **2021:** Participated in Instructional League following the season...Entered the season rated by *Baseball America* as the No. 6 prospect and by MLB Pipeline.com as the No. 11 prospect in Washington's organization. **2020:** Was a member of the 60-Player Pool...Spent the entire season at the Alternate Training Site (Fredericksburg)...Participated in Instructional League following the season...Entered the season rated as the No. 13 prospect in Washington's system by *Baseball America* and the No. 9 prospect by MLB Pipeline.com. **2019:** Opened his professional career playing 26 games for the GCL Nationals...Hit .304 (7-for-23) with seven RBI, five walks and nine runs scored with RISP. **SIGNED BY:** Modesto Ulloa

YEAR	CLUB	AVG	G	AB	R	H	TB	2B	3B	HR	RBI	SH	SF	HP	BB	SO	SB	CS	OBP	SLG	OPS	E
2018	DID NOT PLAY / Signed Late																					
2019	GCL Nationals	.232	26	82	14	19	30	1	2	2	10	0	2	3	12	29	3	2	.343	.366	.709	1
2020	Alternate Training Site																					
2021	Fredericksburg	.209	87	326	34	68	103	12	4	5	22	0	0	2	30	122	7	8	.279	.316	.595	8
MINORS TOTALS		.213	113	408	48	87	133	13	6	7	32	0	2	5	42	151	10	10	.293	.326	.619	9

DENABURG, MASON — RHP 2022 UPDATED STATS - MILB.COM

OD AGE: 22 **HT:** 6'4" **WT:** 208 **BATS:** R **THROWS:** R **BORN:** 8/8/99 Cape Canaveral, Fla. **SCHOOL:** Merritt Island (Fla.) High School
OBTAINED: Selected in the first round (No. 27 overall) of the 2018 First-Year Player Draft.

CAREER NOTES: **2022:** Enters the season rated by *Baseball America* as the No. 30 prospect in Washington's system and by MLB Pipeline.com as the No. 23 prospect. **2021:** Underwent Tommy John ligament-replacement surgery in April...Entered the season rated by MLB Pipeline.com as the No. 5 prospect and by *Baseball America* as the No. 8 prospect in Washington's organization. **2020:** Participated in Instructional League following the season...Entered the season rated as the No. 8 prospect in Washington's system by *Baseball America* and the No. 5 prospect by MLB Pipeline.com. **2019:** Struck out a season-high five batters across 4.0 scoreless innings in his professional debut on June 24 at GCL Cardinals...Entered the season rated by *Baseball America* and MLB Pipeline.com as Washington's No. 4 prospect...Was also cited by *Baseball America* as having the "Best Fastball" in Washington's system. **2018:** Did not pitch for the GCL Nationals, but participated in instructional league following the 2018 season. **HIGH SCHOOL:** Went 5-1 with a 1.27 ERA (5 ER/35.1 IP) in eight starts during his senior season at Merritt Island High School...Struck out 73 batters while walking just 10...Entered the 2018 First-Year Player draft rated by *Baseball America* as the No. 22 draft prospect and by MLB.com as the No. 24 draft prospect. **SIGNED BY:** Alan Marr

YEAR	CLUB	W	L	ERA	G	GS	CG	SHO	SV	IP	H	R	ER	HR	HB	BB	SO	SO/9	WP	BK	BAA	
2018	DID NOT PITCH																					
2019	GCL Nationals	1	1	7.52	7	4	0	0	0	20.1	23	22	17	1	6	14	19	8.4	4	0	.288	
2020	DID NOT PITCH																					
2021	DID NOT PITCH / Injured																					
MINORS TOTALS		1	1	7.52	7	4	0	0	0	20.1	23	22	17	1	6	14	19	8.4	4	0	.288	

DIJIA, GERALDI — C 2022 UPDATED STATS - MILB.COM

OD AGE: 21 **HT:** 6'4" **WT:** 210 **BATS:** L **THROWS:** R **BORN:** 7/8/00 Puerto Plata, DOM
OBTAINED: Signed as a non-drafted free agent, Nov. 10, 2016.

CAREER NOTES: **2020:** Participated in Instructional League following the season. **2019:** Hit safely in a season-high six games from August 7-17, batting .368 (7-for-19) with two doubles over that stretch. **SIGNED BY:** Moises de la Mota

YEAR	CLUB	AVG	G	AB	R	H	TB	2B	3B	HR	RBI	SH	SF	HP	BB	SO	SB	CS	OBP	SLG	OPS	E
2016	DID NOT PLAY / Signed Late																					
2017	DSL Nationals	.229	51	175	20	40	57	12	1	1	18	0	2	4	25	30	0	0	.335	.326	.661	4
2018	DSL Nationals	.244	53	160	20	39	60	12	3	1	28	1	1	13	29	31	3	2	.399	.375	.774	5
2019	GCL Nationals	.280	24	75	16	21	28	4	0	1	7	1	1	5	13	11	1	2	.415	.373	.788	1
2020	DID NOT PLAY																					
2021	Fredericksburg	.217	40	129	21	28	41	7	0	2	16	0	0	9	20	32	3	0	.361	.318	.679	10
MINORS TOTALS		.237	168	539	77	128	186	35	4	5	69	2	4	31	87	104	7	4	.372	.345	.717	20

DIJIA, MOISES — RHP 2022 UPDATED STATS - MILB.COM

OD AGE: 20 **HT:** 6'0" **WT:** 195 **BATS:** R **THROWS:** R **BORN:** 4/27/01 Santiago, DOM
OBTAINED: Signed as a Minor League free agent, June 24, 2021.

CAREER NOTES: **2017:** Signed with Chicago (NL) as a non-drafted free agent, Dec. 12, 2017. **SIGNED BY:** Alejandro Peña, Gian Guzman and Jose Serra (CHI)

YEAR	CLUB	W	L	ERA	G	GS	CG	SHO	SV	IP	H	R	ER	HR	HB	BB	SO	SO/9	WP	BK	BAA	
2018	DSL Cubs1	1	2	3.43	10	0	0	0	0	21.0	17	15	8	1	2	5	14	6.0	5	0	.215	
2019	DSL Cubs1	2	6	4.57	14	14	0	0	0	63.0	76	42	32	4	1	19	41	5.9	2	1	.303	
2020	DID NOT PITCH																					
2021	DSL Nationals	0	2	2.12	15	0	0	0	4	17.0	9	6	4	0	5	5	13	6.9	1	0	.155	
MINORS TOTALS		3	10	3.92	39	14	0	0	4	101.0	102	63	44	5	8	29	68	6.1	8	1	.263	

DIJAZ, WINDER — INF 2022 UPDATED STATS - MILB.COM

OD AGE: 19 **HT:** 6'3" **WT:** 170 **BATS:** S **THROWS:** R **BORN:** 9/5/02 Santo Domingo, DOM
OBTAINED: Signed as a non-drafted free agent, Jan. 15, 2021.
CAREER NOTES: **SIGNED BY:** Riki Vasquez

YEAR	CLUB	AVG	G	AB	R	H	TB	2B	3B	HR	RBI	SH	SF	HP	BB	SO	SB	CS	OBP	SLG	OPS	E
2020	DID NOT PLAY / Signed Late																					
2021	DSL Nationals	.207	44	135	19	28	36	4	2	0	12	1	2	6	28	34	6	3	.363	.267	.629	8
MINORS TOTALS		.207	44	135	19	28	36	4	2	0	12	1	2	6	28	34	6	3	.363	.267	.629	8

DIETERICH, LONDON — OF 2022 UPDATED STATS - MILB.COM

OD AGE: 23 **HT:** 6'5" **WT:** 225 **BATS:** R **THROWS:** R **BORN:** 5/5/98 Waco, Texas **SCHOOL:** University of Mary Hardin-Baylor (Texas)
OBTAINED: Signed as a non-drafted free agent, June 22, 2020.
CAREER NOTES: **COLLEGE:** Went 8-for-39 (.205) with one double, two home runs, four RBI, five walks and nine runs scored in 13 games during his senior season in 2020... As a junior in 2019, he was named American Southwest Conference All-Conference after leading the team with a .312 batting average. **SIGNED BY:** Jimmy Gonzales.

YEAR	CLUB	AVG	G	AB	R	H	TB	2B	3B	HR	RBI	SH	SF	HP	BB	SO	SB	CS	OBP	SLG	OPS	E
2020	DID NOT PLAY																					
2021	FCL Nationals	.230	26	61	1	14	23	4	1	1	7	0	0	4	5	23	0	1	.329	.377	.706	3
2021	Fredericksburg	.188	15	48	7	9	13	1	0	1	2	0	0	0	4	27	1	0	.250	.271	.521	0
MINORS TOTALS		.211	41	109	8	23	36	5	1	2	9	0	0	4	9	50	1	1	.295	.330	.625	3

DUNN, JACK — INF 2022 UPDATED STATS - MILB.COM

OD AGE: 25 **HT:** 6'2" **WT:** 185 **BATS:** R **THROWS:** R **BORN:** 9/5/96 Alpharetta, Ga. **SCHOOL:** Northwestern University (Ill.)
OBTAINED: Selected in the 20th round of the 2019 First-Year Player Draft.
CAREER NOTES: **2021:** Winner of the "Nationals Way" Award given to the Minor Leaguer who best demonstrates the professionalism, leadership, loyalty, passion, selflessness, durability, determination and work ethic required to play the game the "Washington Nationals Way"...Appeared at third base (27 G), second base (15 G), shortstop (11 G), first base (8 G), left field (2 G) and made two appearances on the mound. **2019:** Played in 52 games for short-season Single-A Auburn following the 2019 First-Year Player Draft. **COLLEGE:** Was a first team All-Big Ten selection in 2019 and started every game at shortstop...Finished with 230 hits in his collegiate career, good for ninth in Northwestern history...Recorded 19 multi-hit games, the most on the team for the second consecutive year...Was a third team All-Big Ten selection in 2018 and played and started every game at shortstop. **SIGNED BY:** Justin Bloxom

YEAR	CLUB	AVG	G	AB	R	H	TB	2B	3B	HR	RBI	SH	SF	HP	BB	SO	SB	CS	OBP	SLG	OPS	E
2019	Auburn	.255	52	157	22	40	45	2	0	1	11	2	1	6	16	30	3	0	.344	.287	.631	7
2020	DID NOT PLAY																					
2021	Wilmington	.276	65	203	39	56	71	5	2	2	19	0	1	3	24	36	11	2	.359	.350	.709	6
MINORS TOTALS		.267	117	360	61	96	116	7	2	3	30	2	2	9	40	66	14	2	.353	.322	.675	13

DYSON, TYLER — RHP 2022 UPDATED STATS - MILB.COM

OD AGE: 24 **HT:** 6'4" **WT:** 220 **BATS:** R **THROWS:** R **BORN:** 12/24/97 Bradenton, Fla. **SCHOOL:** University of Florida
OBTAINED: Selected in the fifth round of the 2019 First-Year Player Draft.
CAREER NOTES: **2021:** Went 1-3 with a 2.84 ERA in 10 games (6 starts) between High-A Wilmington and the FCL Nationals...Entered the season rated as the No. 21 prospect in Washington's system, per *Baseball America*. **2020:** Participated in Instructional League following the season...Entered the season rated as the No. 17 prospect in Washington's system, per *Baseball America*. **2019:** Assigned to the GCL Nationals following the 2019 First-Year Player Draft...Promoted to short-season Single-A Auburn on July 10. **COLLEGE:** Went 3-2 with a 4.95 ERA (24 ER/43.2 IP) and 34 strikeouts in 11 games (nine starts) for the University of Florida in 2019...As a freshman in 2017, helped the University of Florida to the College World Series title...Posted a 0.63 ERA (1 ER/14.1 IP) in the postseason...Started the clinching game of the College World Series Finals against LSU, just the second start of his career, and pitched six innings with just one run allowed to earn the win...Graduated from Braden River High School in Bradenton, Fla...Pitched and played third base in high school...As a senior in 2016, was named the Bradenton Herald All-Area Player of the Year. **SIGNED BY:** Alan Marr

YEAR	CLUB	W	L	ERA	G	GS	CG	SHO	SV	IP	H	R	ER	HR	HB	BB	SO	SO/9	WP	BK	BAA	
2019	GCL Nationals	0	0	0.00	1	1	0	0	0	2.0	0	0	0	0	0	0	3	13.5	0	0	.000	
	Auburn	2	1	1.14	8	8	0	0	0	31.2	20	8	4	1	3	8	14	4.0	1	0	.192	
2020	DID NOT PITCH																					
2021	Wilmington	1	2	2.77	7	3	0	0	0	26.0	14	8	8	2	6	15	26	9.0	2	0	.167	
	FCL Nationals	0	1	3.18	3	3	0	0	0	5.2	4	2	2	0	2	5	4	6.4	0	0	.190	
MINORS TOTALS		3	4	1.93	19	15	0	0	0	65.1	38	18	14	3	11	28	47	6.5	3	0	.174	

EMILJANI, LEANDRO — INF/OF 2022 UPDATED STATS - MILB.COM

OD AGE: 22 **HT:** 6'1" **WT:** 220 **BATS:** L **THROWS:** L **BORN:** 3/22/00 San Antero, COL
OBTAINED: Signed as a non-drafted free agent, July 5, 2017.
CAREER NOTES: **2020:** Participated in Instructional League following the season. **2019:** Ranked among Nationals farmhands in OBP (1st, .467), OPS (3rd, .947), SLG (8th, .480) and AVG (8th, .299)...Reached base safely in 20 straight games from July 28-August 28, hitting .328 (20-for-61) with seven doubles and 14 RBI in that time. **SIGNED BY:** Eduardo Cabrera

YEAR	CLUB	AVG	G	AB	R	H	TB	2B	3B	HR	RBI	SH	SF	HP	BB	SO	SB	CS	OBP	SLG	OPS	E
2017	DID NOT PLAY / Signed Late																					
2018	GCL Nationals	.245	43	151	21	37	60	12	1	3	23	1	2	2	9	32	0	0	.293	.397	.690	7
2019	GCL Nationals	.299	39	127	20	38	61	11	0	4	28	0	0	7	33	42	0	1	.467	.480	.947	3
2020	DID NOT PLAY																					
2021	FCL Nationals	.194	12	36	1	7	9	2	0	0	3	0	1	0	4	8	0	0	.268	.250	.518	1
	Fredericksburg	.155	32	103	12	16	32	1	0	5	16	0	0	2	15	39	0	0	.275	.311	.586	3
MINORS TOTALS		.235	126	417	54	98	162	26	1	12	70	1	3	11	61	121	0	1	.346	.388	.734	14

ESTRADA, JEAN — OF 2022 UPDATED STATS - MILB.COM

OD AGE: 18 **HT:** 5'11" **WT:** 147 **BATS:** R **THROWS:** R **BORN:** 2/13/04 Valencia, VEN

OBTAINED: Signed as a non-drafted free agent, Jan. 15, 2021.

CAREER NOTES: **SIGNED BY:** Oscar Alvarado

YEAR	CLUB	AVG	G	AB	R	H	TB	2B	3B	HR	RBI	SH	SF	HP	BB	SO	SB	CS	OBP	SLG	OPS	E
2020	DID NOT PLAY / Signed Late																					
2021	DSL Nationals	.113	22	62	7	7	9	2	0	0	6	0	1	4	4	24	1	1	.211	.145	.356	0
MINORS TOTALS		.113	22	62	7	7	9	2	0	0	6	0	1	4	4	24	1	1	.211	.145	.356	0

FARIAS, VICTOR — RHP 2022 UPDATED STATS - MILB.COM

OD AGE: 19 **HT:** 6'2" **WT:** 150 **BATS:** R **THROWS:** R **BORN:** 7/17/02 Cotui, DOM

OBTAINED: Signed as a non-drafted free agent, Dec. 13, 2019.

CAREER NOTES: **SIGNED BY:** Modesto Ulloa

YEAR	CLUB	W	L	ERA	G	GS	CG	SHO	SV	IP	H	R	ER	HR	HB	BB	SO	SO/9	WP	BK	BAA	
2019	DID NOT PITCH / Signed Late																					
2020	DID NOT PITCH																					
2021	DID NOT PITCH																					
MINORS TOTALS		0	0	—	0	0	0	0	0	0.0	0	0	0	0	0	0	0	0	—	0	0	—

FEIN, JADEN — OF 2022 UPDATED STATS - MILB.COM

OD AGE: 21 **HT:** 6'3" **WT:** 204 **BATS:** R **THROWS:** R **BORN:** 8/15/00 Simi Valley, Calif. **SCHOOL:** San Diego State University

OBTAINED: Selected in the 15th round of the 2021 First-Year Player Draft

CAREER NOTES: **COLLEGE:** Was a Second Team All-Mountain West selection, and was named to both the 2021 Golden Spikes Award midseason watch list and the 2021 Bobby Bragan Collegiate Slugger of the Year watch list...Hit .389/.456/.553 with 19 doubles, four homers, 53 RBI, 16 walks, eight stolen bases and 47 runs scored in 46 games in 2021...As a freshman in 2019, was named Mountain West co-Freshman of the Year and a Freshman All-America by *Collegiate Baseball*...He was San Diego State's first Freshman of the Year since current Nationals pitcher Stephen Strasburg won the award in 2007. **SIGNED BY:** Ben Gallo

YEAR	CLUB	AVG	G	AB	R	H	TB	2B	3B	HR	RBI	SH	SF	HP	BB	SO	SB	CS	OBP	SLG	OPS	E
2021	Fredericksburg	.151	22	73	7	11	17	3	0	1	4	0	1	3	5	28	1	1	.232	.233	.465	3
MINORS TOTALS		.151	22	73	7	11	17	3	0	1	4	0	1	3	5	28	1	1	.232	.233	.465	3

FERNÁNDEZ, BRAIAN — OF 2022 UPDATED STATS - MILB.COM

OD AGE: 22 **HT:** 6'1" **WT:** 182 **BATS:** R **THROWS:** L **BORN:** 4/15/99 Caracas, VEN

OBTAINED: Signed as a non-drafted free agent, July 3, 2017.

CAREER NOTES: **2020:** Participated in Instructional League following the season. **2018:** Named a Dominican Summer League All-Star. **SIGNED BY:** Juan Indriago

YEAR	CLUB	AVG	G	AB	R	H	TB	2B	3B	HR	RBI	SH	SF	HP	BB	SO	SB	CS	OBP	SLG	OPS	E
2017	DID NOT PLAY / Signed Late																					
2018	DSL Nationals	.313	57	214	36	67	83	4	6	0	34	1	3	5	18	37	8	9	.375	.388	.763	1
2019	GCL Nationals	.245	30	102	10	25	34	4	1	1	12	0	0	0	11	24	5	2	.319	.333	.652	1
2020	DID NOT PLAY																					
2021	Fredericksburg	.220	46	141	14	31	39	6	1	0	17	1	1	1	16	47	1	2	.302	.277	.578	1
MINORS TOTALS		.269	133	457	60	123	156	14	8	1	63	2	4	6	45	108	14	13	.340	.341	.681	3

FERNANDEZ, JENIER — 3B 2022 UPDATED STATS - MILB.COM

OD AGE: 18 **HT:** 6'1" **WT:** 175 **BATS:** R **THROWS:** R **BORN:** 10/16/03 Santo Domingo, DOM

OBTAINED: Signed as a non-drafted free agent, May 12, 2021.

CAREER NOTES: **SIGNED BY:** Virgilio De Leon

YEAR	CLUB	AVG	G	AB	R	H	TB	2B	3B	HR	RBI	SH	SF	HP	BB	SO	SB	CS	OBP	SLG	OPS	E
2021	DSL Nationals	.245	36	102	11	25	27	2	0	0	7	0	1	2	2	28	4	2	.271	.265	.536	2
MINORS TOTALS		.245	36	102	11	25	27	2	0	0	7	0	1	2	2	28	4	2	.271	.265	.536	2

FERRER, JOSE A. — LHP 2022 UPDATED STATS - MILB.COM

OD AGE: 22 **HT:** 6'0" **WT:** 213 **BATS:** L **THROWS:** L **BORN:** 3/3/00 Maimón, DOM

OBTAINED: Signed as a non-drafted free agent, July 2, 2017.

CAREER NOTES: **2020:** Participated in Instructional League following the season. **SIGNED BY:** Moises de la Mota

YEAR	CLUB	W	L	ERA	G	GS	CG	SHO	SV	IP	H	R	ER	HR	HB	BB	SO	SO/9	WP	BK	BAA	
2017	DID NOT PITCH / Signed Late																					
2018	DSL Nationals	1	1	3.60	14	0	0	0	0	30.0	28	21	12	0	6	11	53	15.9	9	0	.230	
2019	GCL Nationals	2	3	2.91	9	2	0	0	0	21.2	13	8	7	0	5	13	24	10.0	5	0	.173	
2020	DID NOT PITCH																					
2021	FCL Nationals	0	4	2.78	17	0	0	0	2	37.2	31	18	11	1	5	9	47	11.9	7	0	.226	
MINORS TOTALS		3	8	3.09	40	2	0	0	2	88.1	72	47	30	1	16	33	124	12.8	21	0	.216	

FLORES, JECKSSON — INF 2022 UPDATED STATS - MILB.COM

OD AGE: 28 **HT:** 5'11" **WT:** 145 **BATS:** R **THROWS:** R **BORN:** 10/28/93 Ciudad Bolivar, VEN
OBTAINED: Signed as a Minor League free agent, Dec. 9, 2019.
CAREER NOTES: **2021:** Hit .239 with 17 doubles, one triple, one homer, 20 RBI, 33 walks, three stolen bases and 31 runs scored in 82 games between three levels of Washington's Minor League system. **2019:** Made his Triple-A debut with Omaha...Hit a career-high eight home runs and tied his career-high with 52 RBI. **2018:** Won the Texas League batting title, hitting .314 (144-for-459)...Named Northwest Arkansas Player of the Year...A Texas League mid-season All-Star...A MiLB.com Organization All-Star...Had four hitting streaks of 12 games or more, including a career-best 17-game run from June 15-July 6. **2013:** Ranked among Arizona League leaders in walks (T8th, 23) and stolen bases (T10th, 13). **2012:** Finished among DSL leaders in runs (T3rd, 55) and walks (T10th, 42)...Was originally signed as a non-drafted free agent, July 21, 2010.

YEAR	CLUB	AVG	G	AB	R	H	TB	2B	3B	HR	RBI	SH	SF	HP	BB	SO	SB	CS	OBP	SLG	OPS	E
2011	DSL Royals	.238	46	143	25	34	37	3	0	15	5	2	3	27	20	10	7	.366	.259	.624	6	
2012	DSL Royals	.224	65	228	55	51	62	9	1	0	24	8	2	11	42	37	13	.367	.272	.639	20	
2013	AZL Royals	.246	39	142	25	35	39	4	0	17	5	2	1	23	25	13	3	.351	.275	.626	14	
2014	Idaho Falls	.244	49	160	20	39	52	7	3	0	16	2	2	1	10	18	6	.289	.325	.614	4	
2015	Idaho Falls	.305	42	141	29	43	57	9	1	1	15	3	0	3	15	19	5	.384	.404	.788	12	
2016	Lexington	.205	85	259	35	53	80	11	2	4	27	11	3	9	16	38	21	.4	.272	.309	.581	13
2017	Wilmington	.257	96	304	31	78	104	14	3	2	21	21	3	3	24	63	7	.314	.342	.656	11	
2018	Northwest Arkansas	.314	122	459	74	144	202	31	3	7	52	10	2	7	30	72	27	.7	.363	.440	.804	15
2019	Omaha	.249	116	410	48	102	142	14	1	8	52	13	7	6	42	75	17	.323	.346	.669	16	
2020	DID NOT PLAY																					
2021	Fredericksburg	.304	6	23	3	7	9	2	0	5	0	0	1	0	2	2	0	.333	.391	.725	0	
	Harrisburg	.226	21	62	9	14	18	2	1	0	1	0	0	4	6	8	1	.333	.290	.624	0	
	Rochester	.235	55	153	19	36	52	13	0	1	14	1	1	0	27	30	0	.341	.340	.688	2	
MINORS TOTALS		.256	742	2484	373	636	854	119	15	23	259	79	24	49	262	407	132	.336	.344	.680	113	

FRANCISCO, MICHAEL — RHP 2022 UPDATED STATS - MILB.COM

OD AGE: 20 **HT:** 6'1" **WT:** 163 **BATS:** R **THROWS:** R **BORN:** 5/13/01 Santo Domingo, DOM
OBTAINED: Signed as a non-drafted free agent, June 11, 2019.
CAREER NOTES: **SIGNED BY:** Modesto Ulloa

YEAR	CLUB	W	L	ERA	G	GS	CG	SHO	SV	IP	H	R	ER	HR	HB	BB	SO	SO/9	WP	BK	BAA	
2019	DSL Nationals	0	1	0.00	8	0	0	0	2	12.0	8	2	0	0	3	1	11	8.3	0	0	.195	
2020	DID NOT PITCH																					
2021	DSL Nationals	3	0	2.00	17	0	0	0	2	18.0	13	6	4	2	0	5	22	11.0	3	0	.203	
MINORS TOTALS		3	1	1.20	25	0	0	0	4	30.0	21	8	4	2	3	6	33	9.9	3	0	.200	

FREEMAN, COLE — OF 2022 UPDATED STATS - MILB.COM

OD AGE: 27 **HT:** 5'9" **WT:** 175 **BATS:** R **THROWS:** R **BORN:** 9/27/94 Metairie, La. **SCHOOL:** Louisiana State University

OBTAINED: Selected in the fourth round of the 2017 First-Year Player Draft.
CAREER NOTES: **2021:** Ranked among Nationals farmhands in hits (3rd, 106), stolen bases (3rd, 15) and runs scored (5th, 57)...His 106 hits were tied for fifth in Double-A Northeast...His .267 batting average ranked fourth among qualified Nationals Minor Leaguers...Led Washington's system and ranked 19th in all of Minor League Baseball with a 10.7% strikeout rate...Entered the season rated by MLB Pipeline.com as the No. 27 prospect in Washington's Minor League system. **2020:** Entered the season rated as the No. 21 prospect in Washington's system by Baseball America and the No. 26 prospect by MLB Pipeline.com...Also is the "Fastest Baserunner" in Washington's system, per Baseball America. **2019:** Named a Carolina League All-Star, CL Player of the Week (July 8-14) and CL post-season All-Star...Was awarded the 2019 Nationals Minor League Baserunner of the Year award...Ranked among Nationals farmhands in steals (1st, 31), hits (2nd, 141), runs scored (2nd, 82), AVG (5th, .311) and walks (6th, 53)...Also ranked in the Carolina League in hits (1st), runs scored (1st), steals (2nd), AVG (2nd), OBP (2nd, .394), OPS (4th, .798) and doubles (5th, 27)...Ended the year on a 10 game hit streak, going 17-for-36 (.472) with three doubles. **2018:** Ranked among South Atlantic League hitters in runs scored (3rd, 78), doubles (4th, 32) and stolen bases (7th, 26)...His 26 stolen bases were the most in Washington's system...Was named an Organization All-Star by MLB Pipeline.com. **COLLEGE:** The College World Series runner-up led LSU with a .315 batting average while collecting 18 extra-base hits, 41 RBI and 54 runs scored...Ranked second among SEC players with 19 stolen bases in 2017 and compiled 45 steals in 61 attempts in his two seasons at LSU...He also stood out in the 2016 Cape Cod Baseball League, as he was named a CCBL All-Star and led the circuit with a .374 batting average...In 2016, he received SEC All-Defensive Team honors and made the SEC Academic Honor Roll...Was selected by Los Angeles (NL) in the 18th round of the 2016 First-Year Player Draft, but did not sign. **SIGNED BY:** Ed Gustafson

YEAR	CLUB	AVG	G	AB	R	H	TB	2B	3B	HR	RBI	SH	SF	HP	BB	SO	SB	CS	OBP	SLG	OPS	E
2017	DID NOT PLAY / Injured																					
2018	Hagerstown	.266	122	447	78	119	166	32	3	3	43	8	4	16	47	59	26	8	.354	.371	.725	17
2019	Potomac	.311	123	453	82	141	183	27	3	3	49	14	3	11	53	60	31	6	.394	.404	.798	13
2020	DID NOT PLAY																					
2021	Harrisburg	.267	99	397	57	106	135	14	0	5	39	4	3	14	22	47	15	5	.326	.340	.666	2
MINORS TOTALS		.282	344	1297	217	366	484	73	6	11	130	26	10	41	122	166	72	19	.360	.373	.733	32

FRIZZELL, WILL — 1B 2022 UPDATED STATS - MILB.COM

OD AGE: 23 **HT:** 6'5" **WT:** 226 **BATS:** L **THROWS:** R **BORN:** 2/21/99 Rockwall, Texas **SCHOOL:** Texas A&M University

OBTAINED: Selected in the eighth round of the 2021 First-Year Player Draft.
CAREER NOTES: **COLLEGE:** Was named First Team All-SEC and First Team All-America by the American Baseball Coaches Association...He was Second Team All-American by the National College Baseball Writers Association and *Collegiate Baseball*...Ranked third in the Southeastern Conference and ninth in NCAA Division I with 19 home runs...He hit .343 with 13 doubles, 19 homers, 49 RBI, 39 walks and 46 runs scored in 56 games during his senior season in 2021. **SIGNED BY:** Brandon Larson

YEAR	CLUB	AVG	G	AB	R	H	TB	2B	3B	HR	RBI	SH	SF	HP	BB	SO	SB	CS	OBP	SLG	OPS	E
2021	FCL Nationals	.313	9	32	4	10	16	3	0	1	6	0	0	1	1	6	0	0	.353	.500	.853	0
MINORS TOTALS		.313	9	32	4	10	16	3	0	1	6	0	0	1	1	6	0	0	.353	.500	.853	0

FUENTES, STEVEN — RHP

2022 UPDATED STATS - MILB.COM

OD AGE: 24 **HT:** 6'2" **WT:** 241 **BATS:** R **THROWS:** R **BORN:** 5/4/97 Puerto Armuelles, PAN

OBTAINED: Signed as Minor League free agent, Nov. 15, 2021.

CAREER NOTES: **2022:** For the second consecutive year, enters the season with the "Best Changeup" in Washington's system according to *Baseball America*. **2021:** Was recalled by Washington on April 20, but did not pitch in a game before being optioned on April 30. **2020:** Spent the entire season at the Alternate Training Site (Fredericksburg). **2019:** Went 6-5 with a 2.23 ERA and one save in 23 games (11 starts) between Single-A Potomac and Double-A Harrisburg...He struck out 89 batters, walked 22 and surrendered just one home run across 80.2 innings pitched...Started the season with Single-A Potomac, where he allowed just one earned run in 17.0 innings pitched (0.53 ERA)...He was promoted to Double-A Harrisburg on May 8 and went 5-4 with a 2.69 ERA in 15 games (11 starts). **2018:** Went 5-4 with six saves and a 2.78 ERA in 33 games between Single-A Hagerstown and Single-A Potomac...Held opponents to a .200 batting average...Struck out 70 batters against just 18 walks. **2017:** Went 4-4 with two saves and a 4.52 ERA in 27 games (two starts) between Single-A Hagerstown and Single-A Potomac. **2016:** Spent the entire season with short-season Single-A Auburn. **2015:** Spent the entire season with the GCL Nationals in his first domestic season. **2014:** Went 2-3 with a 2.30 ERA in 15 games (nine starts) in his first professional season. **2013:** Signed with Washington as a non-drafted free agent, July 19, 2013. **SIGNED BY:** Miguel Ruiz

YEAR	CLUB	W	L	ERA	G	GS	CG	SHO	SV	IP	H	R	ER	HR	HB	BB	SO	SO/9	WP	BK	BAA
2013																					
DID NOT PITCH / Signed Late																					
2014	DSL Nationals	2	3	2.30	15	9	0	0	0	54.2	50	24	14	2	8	17	62	10.2	4	0	.236
2015	GCL Nationals	3	4	5.22	11	6	0	0	0	39.2	46	29	23	3	5	15	33	7.5	7	0	.282
2016	Auburn	2	1	3.65	17	1	0	0	3	49.1	53	23	20	0	3	10	47	8.6	6	2	.275
2017	Hagerstown	4	3	4.41	25	1	0	0	2	63.1	80	33	31	9	6	13	53	7.5	4	0	.308
	Potomac	0	1	7.71	2	1	0	0	0	2.1	2	2	2	0	0	4	0	0.0	0	0	.250
2018	Hagerstown	2	1	2.35	9	0	0	0	3	23.0	17	7	6	0	0	2	27	10.6	1	0	.201
	Potomac	3	3	3.00	24	0	0	0	3	45.0	33	19	15	1	2	16	43	8.6	1	3	.198
2019	Potomac	1	1	0.53	8	0	0	0	1	17.0	8	3	1	0	1	7	26	13.8	1	0	.136
	Harrisburg	5	4	2.69	15	11	0	0	0	63.2	63	22	19	1	3	15	63	8.9	2	0	.252
2020	Fredericksburg	Alternate Training Site																			
2021	Rochester	0	5	19.96	7	5	0	0	0	15.2	37	35	34	4	3	14	9	5.3	6	0	.457
	FCL Nationals	0	0	0.00	1	1	0	0	0	3.0	2	0	0	0	0	0	7	21.0	0	0	.324
	Wilmington	0	0	5.00	2	2	0	0	0	9.0	12	6	5	1	0	1	9	9.0	1	0	.182
	Harrisburg	0	1	6.97	2	2	0	0	0	10.2	13	8	8	4	1	2	11	9.6	0	0	.295
MINORS TOTALS		22	27	4.05	138	39	0	0	12	397.2	416	211	178	25	32	116	390	8.9	33	5	.265

GARCIA, JUAN — INF

2022 UPDATED STATS - MILB.COM

OD AGE: 19 **HT:** 6'0" **WT:** 170 **BATS:** R **THROWS:** R **BORN:** 2/17/03 La Romana, DOM

OBTAINED: Signed as a non-drafted free agent, July 2, 2019

CAREER NOTES: **2020:** Participated in Instructional League following the season. **SIGNED BY:** Riki Vasquez

YEAR	CLUB	AVG	G	AB	R	H	TB	2B	3B	HR	RBI	SH	SF	HP	BB	SO	SB	CS	OBP	SLG	OPS	E
2019																						
DID NOT PLAY / Signed Late																						
2020																						
DID NOT PLAY																						
2021	DSL Nationals	.221	54	163	30	36	51	8	2	1	12	0	1	10	28	48	10	3	.366	.313	.679	14
MINORS TOTALS		.221	54	163	30	36	51	8	2	1	12	0	1	10	28	48	10	3	.366	.313	.679	14

GARCIA, WILSON — 1B

2022 UPDATED STATS - MILB.COM

OD AGE: 28 **HT:** 5'11" **WT:** 230 **BATS:** S **THROWS:** R **BORN:** 1/11/94 Caracas, VEN

OBTAINED: Signed as a Minor League free agent, Jan. 18, 2022.

CAREER NOTES: **2021:** Ranked among Cincinnati Minor Leaguers (full season) in average (2nd, .290), homers (2nd, 18), RBI (2nd, 64), slugging percentage (2nd, .468), hits (2nd, 116), total bases (2nd, 187), extra-base hits (4th), OPS (4th, .788), and on-base percentage (8th, .320)...Was named an Organization All-Star by MiLB.com. **2020:** Was invited to Major League Spring Training but was not on Cleveland's 60-man pool. **2019:** Was an Eastern League mid-season All-Star...Spent the season with Double-A Akron, posting 13 extra-bases hits and 46 RBI over the first 69 games of the season before suffering a right foot fracture (second metatarsal on hit by pitch) on June 19, ending his season...At the time of his injury he was leading the system in doubles, tied for third in hits and tied for fourth in XBH and RBI. **2018:** Was an MiLB.com Organization All-Star and a Carolina League post-season All-Star...Spent the majority of the season in Single-A Frederick after being acquired by Baltimore from Philadelphia on April 30...Led the Carolina League in OPS, slugging percentage and total bases)...Finished second in the league in batting average, home runs and was sixth in RBI. **2017:** Led the Florida State League in total bases...Ranked tied for second in hits, fifth in doubles, sixth in slugging percentage and tied for eighth in homers and RBI. **2016:** Hit safely in 22 of first 25 games, including a 13-game hitting streak. **2015:** Played in two games with Williamsport before being promoted to Clearwater. **2014:** Spent entire season with Williamsport. **2013:** Spent third season with Venezuelan Summer League Phillies. **2012:** Spent second season with VSL Phillies... Ranked tied for second in the VSL in doubles, third in average and RBI, tied for fifth in hits and tied for sixth in total bases. **2011:** Began professional career with VSL Phillies. **SIGNED BY:** Jesús Méndez (PHI)

YEAR	CLUB	AVG	G	AB	R	H	TB	2B	3B	HR	RBI	SH	SF	HP	BB	SO	SB	CS	OBP	SLG	OPS	E	
2011	VSL Phillies	.264	60	197	20	52	64	9	0	1	22	3	1	3	17	20	3	0	.330	.325	.655	1	
2012	VSL Phillies	.353	56	201	21	71	103	18	1	4	38	1	1	1	12	12	1	0	.391	.512	.903	5	
2013	VSL Phillies	.304	57	191	19	58	79	14	2	1	31	1	3	2	13	16	3	0	.349	.414	.763	11	
2014	Williamsport	.220	37	127	10	28	36	8	0	0	9	1	0	2	7	7	0	0	.272	.283	.556	3	
2015	Clearwater	.295	17	44	4	13	16	3	0	0	4	0	1	0	1	4	0	0	.304	.364	.668	0	
	Williamsport	.444	2	9	0	4	5	1	0	0	1	0	0	0	0	0	1	1	1	.444	.556	1.000	0
2016	Lakewood	.273	106	421	25	115	143	19	0	3	58	1	10	2	12	48	0	0	.290	.340	.630	9	
2017	Clearwater	.275	121	477	39	131	202	28	2	13	60	0	3	3	14	53	0	0	.298	.423	.721	3	
2018	Clearwater	.250	7	28	2	7	10	3	0	0	6	0	0	0	0	0	0	0	.250	.357	.607	1	
	Frederick	.295	108	413	60	122	215	24	0	23	70	0	6	2	21	46	0	0	.328	.521	.849	4	
2019	Akron	.268	69	257	29	69	122	23	0	10	46	1	1	1	15	35	0	0	.310	.475	.785	2	
2020																							
DID NOT PLAY																							
2021	Chattanooga	.290	103	400	44	116	187	17	0	18	64	0	5	5	15	77	0	0	.320	.468	.788	2	
MINORS TOTALS		.284	743	2765	273	786	1182	167	5	73	409	8	31	21	127	320	8	1	.317	.427	.745	41	

GERALDO, ANGEL — INF 2022 UPDATED STATS - MILB.COM

OD AGE: 20 **HT:** 6'1" **WT:** 160 **BATS:** R **THROWS:** R **BORN:** 6/14/01 Azua, DOM
OBTAINED: Signed as a non-drafted free agent, July 5, 2018
CAREER NOTES: 2019: His 16 doubles and 60 hits led the DSL Nationals, while his 30 RBI ranked second on the team...Hit safely in 10 straight games from Aug. 10-23, batting .385 (15-for-39) with three doubles, one triple and eight RBI. **SIGNED BY:** Modesto Ulloa

YEAR	CLUB	AVG	G	AB	R	H	TB	2B	3B	HR	RBI	SH	SF	HP	BB	SO	SB	CS	OBP	SLG	OPS	E
2018 DID NOT PLAY / Signed Late																						
2019	DSL Nationals	.282	55	213	23	60	81	16	1	1	30	2	2	5	6	36	4	3	.314	.380	.694	13
2020 DID NOT PLAY																						
2021	FCL Nationals	.190	32	100	10	19	23	4	0	0	11	0	2	2	6	22	0	0	.245	.230	.475	7
MINORS TOTALS		.252	87	313	33	79	104	20	1	1	41	2	4	7	12	58	4	3	.292	.332	.624	20

GLAVINE, PEYTON — LHP 2022 UPDATED STATS - MILB.COM

OD AGE: 23 **HT:** 5'11" **WT:** 175 **BATS:** R **THROWS:** L **BORN:** 3/23/99 Alpharetta, Ga. **SCHOOL:** Auburn (Ala.) University
OBTAINED: Signed as a non-drafted free agent, Aug. 3, 2021.
CAREER NOTES: 2021: Participated in Instructional League following the season. **PERSONAL:** Son of Tom Glavine. **SIGNED BY:** Eric Robinson

YEAR	CLUB	W	L	ERA	G	GS	CG	SHO	SV	IP	H	R	ER	HR	HB	BB	SO	SO/9	WP	BK	BAA
2021	FCL Nationals	1	0	3.00	7	0	0	0	0	9.0	4	4	3	0	1	3	12	12.0	0	0	.129
MINORS TOTALS		1	0	3.00	7	0	0	0	0	9.0	4	4	3	0	1	3	12	12.0	0	0	.129

GOMEZ, MIGUEL — RHP 2022 UPDATED STATS - MILB.COM

OD AGE: 20 **HT:** 6'3" **WT:** 210 **BATS:** R **THROWS:** R **BORN:** 9/10/01 Panama City, PAN
OBTAINED: Signed as a non-drafted free agent, April 9, 2019.
CAREER NOTES: **SIGNED BY:** Miguel Ruiz

YEAR	CLUB	W	L	ERA	G	GS	CG	SHO	SV	IP	H	R	ER	HR	HB	BB	SO	SO/9	WP	BK	BAA	
2019	DSL Nationals	0	0	3.45	14	0	0	0	1	28.2	29	17	11	1	2	13	22	7.0	2	1	.266	
2020 DID NOT PITCH																						
2021	FCL Nationals	1	3	6.85	12	4	0	0	1	22.2	28	19	17	4	3	6	23	9.3	1	0	.315	
MINORS TOTALS		1	3	4.94	26	4	0	0	2	51.0	57	36	28	5	5	19	45	7.9	3	1	.288	

GOMEZ, NIOMAR — RHP 2022 UPDATED STATS - MILB.COM

OD AGE: 23 **HT:** 6'3" **WT:** 230 **BATS:** R **THROWS:** R **BORN:** 9/9/98 Güiria, VEN
OBTAINED: Signed as a non-drafted free agent, July 2, 2016.
CAREER NOTES: 2020: Participated in Instructional League following the season. 2019: Struck out a career-high nine batters across 5.0 scoreless innings on June 21 at Mahoning Valley...Made one appearance for Single-A Hagerstown after being promoted from short-season Single-A Auburn on Aug. 31. **SIGNED BY:** Salvador Donadelli

YEAR	CLUB	W	L	ERA	G	GS	CG	SHO	SV	IP	H	R	ER	HR	HB	BB	SO	SO/9	WP	BK	BAA	
2016 DID NOT PITCH / Signed Late																						
2017	DSL Nationals	1	3	4.07	12	12	0	0	0	55.1	49	29	25	2	4	21	53	8.6	3	1	.241	
2018	GCL Nationals	0	1	8.24	8	6	0	0	0	31.2	49	30	29	2	3	8	27	7.7	1	0	.360	
	Auburn	2	1	3.00	4	4	0	0	0	21.0	22	8	7	0	2	5	14	6.0	0	0	.275	
2019	Auburn	1	5	4.26	12	12	0	0	0	57.0	63	37	27	4	5	27	67	10.6	3	1	.276	
	Hagerstown	0	1	19.64	1	1	0	0	0	3.2	8	8	8	2	0	1	2	4.9	0	0	.444	
2020 DID NOT PITCH																						
2021	FCL Nationals	0	0	4.50	4	3	0	0	0	6.0	6	3	3	0	2	1	6	9.0	2	0	.261	
MINORS TOTALS		4	11	5.10	41	38	0	0	0	176.2	197	115	99	10	16	63	169	8.6	9	2	.286	

WASHINGTON NATIONALS ORGANIZATIONAL AWARD WINNERS

MINOR LEAGUE PLAYERS OF THE YEAR

- 2021 **INF/OF** Jake Noll (Player of the Year), **RHP** Cade Cavalli (Pitcher of the Year), **OF** Donovan Casey (Defensive Player of the Year), **INF** Jordy Barley (Baserunner of the Year), **INF/OF** Jack Dunn (Nationals Way)
- 2020 No awards due to the cancellation of the Minor League Season
- 2019 **OF** Yadiel Hernandez (Player of the Year), **LHP** Tim Cate (Pitcher of the Year), **INF** Luis Garcia (Defensive Player of the Year), **INF/OF** Cole Freeman (Baserunner of the Year), **C** Jackson Reetz (Boone)
- 2018 **INF** Carter Kieboom (Player of the Year), **LHP** Ben Braymer/RHP Wil Crowe (co-Pitcher of the Year), **INF** Jake Noll (Boone)
- 2017 **OF** Daniel Johnson (Player of the Year), **RHP** Wander Suero (Pitcher of the Year), **C** Raudy Read (Boone)
- 2016 **1B** Jose Marmolejos (Player of the Year), **RHP** Reynaldo Lopez (Pitcher of the Year), **OF** Rafael Bautista (Boone)
- 2015 **1B** Jose Marmolejos (Player of the Year), **RHP** Austin Voth (Pitcher of the Year), **RHP** Austen Williams (Boone)
- 2014 **OF** Steven Souza Jr. (Player of the Year), **RHP** Lucas Giolito (Pitcher of the Year), **INF** Wilmer Difo (Boone)
- 2013 **OF** Billy Burns (Player of the Year), **RHP** Taylor Jordan (Pitcher of the Year), **2B** Tony Renda (Boone)
- 2012 **INF** Matthew Skole (Player of the Year), **RHP** Nathan Karns (Pitcher of the Year)
- 2011 **INF** Steve Lombardozzi (Player of the Year), **RHP** Brad Peacock (Pitcher of the Year)
- 2010 **OF** Tyler Moore (Player of the Year), **LHP** Tom Milone (Pitcher of the Year)
- 2009 **C** Derek Norris (Player of the Year), **RHP** Brad Meyers (Pitcher of the Year)
- 2008 **OF** Leonard Davis (Player of the Year), **RHP** Jordan Zimmermann (Pitcher of the Year)

GONZALES, JARRETT — C **2022 UPDATED STATS - MILB.COM**

OD AGE: 24 **HT:** 5'11" **WT:** 189 **BATS:** R **THROWS:** R **BORN:** 3/27/98 San Antonio, Texas **SCHOOL:** Grayson County (Texas) College
OBTAINED: Signed as a non-drafted free agent, July 19, 2021.
CAREER NOTES: 2021: Participated in Instructional League following the season. **SIGNED BY:** Jimmy Gonzales

YEAR	CLUB	AVG	G	AB	R	H	TB	2B	3B	HR	RBI	SH	SF	HP	BB	SO	SB	CS	OBP	SLG	OPS	E
2021	FCL Nationals	.000	1	1	0	0	0	0	0	0	0	0	0	0	0	1	0	0	.000	.000	.000	0
MINORS TOTALS		.000	1	1	0	0	0	0	0	0	0	0	0	0	0	1	0	0	.000	.000	.000	0

GONZALEZ, BRIAN — LHP **2022 UPDATED STATS - MILB.COM**

OD AGE: 26 **HT:** 6'3" **WT:** 230 **BATS:** R **THROWS:** L **BORN:** 10/25/95 Miramar, Fla. **SCHOOL:** Archbishop McCarthy (Fla.) HS
OBTAINED: Signed as a Minor League free agent, Jan. 10, 2022.

CAREER NOTES: 2021: Spent the season in Colorado's system...Took part in his second Major League Spring Training...Went 1-2 with a 4.37 ERA and 67 strikeouts in 38 games(45.1IP) between Double-A Hartford and Triple-A Albuquerque. **2020:** Spent time at Baltimore's Alternate Training Site as a member of their 60-player pool. **2019:** In his first season as a full-time reliever, went 2-2 with a 3.38 ERA in 24 appearances across three levels. **2018:** Went 10-8 with a 4.93 ERA (131.1IP, 72 ER) in 25 appearances, 24 starts, between High-A Frederick and Double-A Bowie. **2017:** Entered the season as the Orioles' 15th-ranked prospect, according to *Baseball America*. **2016:** Named a South Atlantic League post-season All-Star and to *Baseball America's* Class-A All-Star Team...Ranked third in the South Atlantic League in ERA (2.50) among starters, and ranked third in innings pitched (47.2). **2015:** His 23 starts ranked second on the club. **2014:** Made 10 total starts between the GCL Orioles and Short-Season Aberdeen in his first professional season...Was originally selected by Baltimore in the third round of the 2014 First-Year Player Draft. **SIGNED BY:** Kevin Colon (BAL)

YEAR	CLUB	W	L	ERA	G	GS	CG	SHO	SV	IP	H	R	ER	HR	HB	BB	SO	SO/9	WP	BK	BAA	
2014	Aberdeen	0	1	5.00	2	2	0	0	0	9.0	10	5	5	0	2	11	9.6	0	0	.286		
	GCL Orioles	0	0	0.00	8	8	0	0	0	24.2	11	1	0	0	2	8	25	9.1	0	0	.134	
2015	Delmarva	4	9	5.71	23	23	0	0	0	105.2	98	76	67	8	8	59	81	6.9	13	0	.249	
2016	Delmarva	10	8	2.50	27	27	0	0	0	147.2	135	52	41	9	7	58	111	6.8	17	1	.247	
2017	Frederick	5	7	4.91	21	21	1	0	0	106.1	132	65	58	9	2	52	85	7.2	10	0	.306	
2018	Bowie	8	6	5.69	18	17	0	0	0	91.2	110	63	58	15	2	40	79	7.8	9	0	.290	
	Frederick	2	2	3.18	7	7	0	0	0	39.2	31	17	14	3	1	18	33	7.5	1	0	.214	
2019	Bowie	0	2	4.32	18	1	0	0	1	41.2	33	21	20	9	1	11	35	7.6	2	0	.209	
	Aberdeen	1	0	0.00	4	0	0	0	1	8.2	3	0	0	0	1	3	15	15.6	2	1	.100	
	GCL Orioles	1	0	0.00	2	0	0	0	0	3.0	3	0	0	0	0	1	3	9.0	1	0	.273	
Alternate Training Site																						
2021	Albuquerque	0	0	2.45	8	0	0	0	0	7.2	6	2	2	0	0	8	14	17.2	0	0	.222	
	Hartford	1	2	4.74	30	1	0	0	0	38.0	41	26	20	6	6	20	53	12.6	4	0	.270	
MINORS TOTALS		32	37	4.11	168	107	1	0	2	624.1	613	328	285	59	30	280	545	7.9	59	2	.256	

GONZALEZ, PEDRO — RHP **2022 UPDATED STATS - MILB.COM**

OD AGE: 21 **HT:** 6'2" **WT:** 183 **BATS:** R **THROWS:** R **BORN:** 7/16/00 Chitré, PAN
OBTAINED: Signed as a non-drafted free agent, Dec. 27, 2016.
CAREER NOTES: **SIGNED BY:** Miguel Ruiz

YEAR	CLUB	W	L	ERA	G	GS	CG	SHO	SV	IP	H	R	ER	HR	HB	BB	SO	SO/9	WP	BK	BAA	
2017	DSL Nationals	1	3	5.30	12	12	0	0	0	52.2	65	35	31	2	4	21	44	7.5	14	0	.300	
2018	DSL Nationals	3	1	1.46	7	7	0	0	0	37.0	27	8	6	1	4	8	39	9.5	5	0	.200	
	GCL Nationals	1	2	9.60	5	2	0	0	0	15.0	20	16	4	3	5	14	9.0	0	0	0	.313	
2019	GCL Nationals	1	2	3.81	8	2	0	0	2	28.1	25	15	12	1	3	15	21	6.7	3	0	.245	
	Auburn	1	4	9.69	5	5	0	0	0	13.0	19	20	14	0	3	7	9	6.2	2	0	.306	
DID NOT PITCH																						
2021	FCL Nationals	2	2	5.40	14	3	0	0	1	34.1	35	23	20	2	6	20	33	8.9	7	0	.263	
2021	Fredericksburg	0	5	11.17	6	3	0	0	0	11.2	14	19	12	2	1	8	10	9.3	4	0	.326	
MINORS TOTALS		9	19	5.29	57	34	0	0	3	189.0	205	140	111	12	20	84	171	8.1	35	0	.271	

GREENHILL, CODY — RHP **2022 UPDATED STATS - MILB.COM**

OD AGE: 23 **HT:** 6'4" **WT:** 215 **BATS:** R **THROWS:** R **BORN:** 9/21/98 Russellville, Ala. **SCHOOL:** Auburn (Ala.) University
OBTAINED: Signed as a non-drafted free agent, Aug. 2, 2021.
CAREER NOTES: 2021: Participated in Instructional League following the season. **SIGNED BY:** Eric Robinson

YEAR	CLUB	W	L	ERA	G	GS	CG	SHO	SV	IP	H	R	ER	HR	HB	BB	SO	SO/9	WP	BK	BAA
2021	FCL Nationals	0	0	0.00	3	0	0	0	0	5.1	6	1	0	0	0	1	6	10.2	1	0	.316
MINORS TOTALS		0	0	0.00	3	0	0	0	0	5.1	6	1	0	0	0	1	6	10.2	1	0	.316

GUASCH, RICHARD — RHP **2022 UPDATED STATS - MILB.COM**

OD AGE: 24 **HT:** 6'4" **WT:** 215 **BATS:** R **THROWS:** R **BORN:** 4/10/98 Santiago de Cuba, CUB
OBTAINED: Acquired from Oakland along with RHP Seth Shuman and C Drew Millas in exchange for C Yan Gomes and INF Josh Harrison, July 30, 2021.

CAREER NOTES: 2022: Enters the season the No. 27 prospect in Washington's system, per MLB Pipeline.com. **2021:** Entered the season ranked as the No. 30 prospect and as having the "Best Slider" in Oakland's Minor League system according to *Baseball America*...Participated in Instructional League following the season. **2020:** Cited by *Baseball America* as having the "Best Slider" in the organization. **2018:** Originally signed by Oakland as a non-drafted free agent, July 13, 2018. **SIGNED BY:** Juan C. De La Cruz (OAK)

YEAR	CLUB	W	L	ERA	G	GS	CG	SHO	SV	IP	H	R	ER	HR	HB	BB	SO	SO/9	WP	BK	BAA	
2018	DSL Athletics	1	0	1.16	7	5	0	0	0	23.2	17	5	3	1	4	4	27	10.4	5	1	.205	
2019	Vermont	0	0	0.00	1	1	0	0	0	4.0	1	0	0	0	0	1	5	11.3	1	0	.077	
	Beloit	0	4	4.53	18	10	0	0	2	59.2	52	31	30	1	6	37	77	11.6	12	2	.236	
DID NOT PITCH																						
2021	Lansing	1	4	4.67	13	9	0	0	0	54.0	54	38	28	7	11	29	68	10.8	5	0	.255	
	Wilmington	0	1	3.15	6	5	0	0	0	20.0	14	12	7	3	2	17	24	11.2	4	0	.192	
MINORS TOTALS		2	9	3.80	45	30	0	0	2	161.0	138	86	68	12	23	88	201	11.2	27	3	.230	

GUERRERO, ALBERTO — RHP 2022 UPDATED STATS - MILB.COM

OD AGE: 24 **HT:** 6'3" **WT:** 192 **BATS:** R **THROWS:** R **BORN:** 12/13/97 Pacora, PAN
OBTAINED: Signed as a Minor League free agent, Nov. 16, 2021.
CAREER NOTES: 2021: Went 4-4 with a 4.46 ERA in 36 games across three levels of Miami's Minor League system...Struck out 80 batters in 72.2 innings pitched. 2014: Originally signed with Miami as a non-drafted free agent, July 3, 2014. **SIGNED BY:** Luis Cordoba and Albert González (MIA)

YEAR	CLUB	W	L	ERA	G	GS	CG	SHO	SV	IP	H	R	ER	HR	HB	BB	SO	SO/9	WP	BK	BAA
2015	DSL Marlins	0	2	4.11	4	4	0	0	0	15.2	18	15	7	0	2	7	16	9.4	6	0	.295
	GCL Marlins	1	2	3.46	6	5	0	0	0	26.0	16	11	10	0	3	10	17	5.9	3	0	.182
2016	GCL Marlins	4	3	2.63	11	4	0	0	0	41.0	32	14	12	1	1	18	32	7.0	4	0	.211
	GCL Marlins	2	2	1.55	9	8	0	0	0	40.2	30	14	7	1	2	13	29	6.4	0	0	.196
2018	Batavia	0	0	7.88	6	1	0	0	0	8.0	10	7	7	1	2	5	10	11.3	5	0	.294
	Batavia	3	6	3.49	15	14	0	0	0	69.2	61	31	27	6	3	22	63	8.1	5	0	.233
2019	Clinton	9	6	3.13	26	24	0	0	1	132.1	127	57	46	5	8	53	104	7.1	13	0	.255
	DID NOT PITCH																				
2021	Beloit	1	2	6.37	7	6	0	0	0	29.2	29	23	21	3	2	11	35	10.6	2	2	.254
	Pensacola	2	1	2.28	18	0	0	0	0	27.2	19	8	7	2	2	6	31	10.1	1	0	.198
	Jacksonville	1	1	4.70	11	0	0	0	0	15.2	15	10	8	3	3	7	14	8.2	1	0	.283
MINORS TOTALS		23	25	3.37	113	66	0	0	1	407.2	357	190	152	22	28	152	351	7.8	40	2	.236

HALTER, GUNNER — SS 2022 UPDATED STATS - MILB.COM

OD AGE: 24 **HT:** 6'3" **WT:** 176 **BATS:** R **THROWS:** R **BORN:** 3/18/89 Overland Park, Kan. **SCHOOL:** Oklahoma City University
OBTAINED: Signed as a non-drafted free agent, Aug. 2, 2021.
CAREER NOTES: **SIGNED BY:** Jerad Head

YEAR	CLUB	AVG	G	AB	R	H	TB	2B	3B	HR	RBI	SH	SF	HP	BB	SO	SB	CS	OBP	SLG	OPS	E
2021	FCL Nationals	.240	9	25	6	6	10	1	0	1	1	0	0	0	1	6	0	0	.269	.400	.669	0
MINORS TOTALS		.240	9	25	6	6	10	1	0	1	1	0	0	0	1	6	0	0	.269	.400	.669	0

HARRISON, KAINOA JOHN (K.) — 1B 2022 UPDATED STATS - MILB.COM

OD AGE: 25 **HT:** 6'0" **WT:** 208 **BATS:** R **THROWS:** R **BORN:** 8/11/96 Kailua, Hawaii **SCHOOL:** Oregon State University
OBTAINED: Acquired from Milwaukee along with INF Gilbert Lara in exchange for LHP Gio Gonzalez, Aug. 31, 2018.
CAREER NOTES: 2021: Ranked among Nationals Minor Leagueers in slugging percentage (.3rd, .450), home runs (T4th, 14), OPS (6th, .762), extra-base hits (T6th, 34) and doubles (8th, 20)...Named an MLB.com Organization All-Star following the season. 2019: Started the season with Single-A Hagerstown before being promoted to Single-A Potomac on April 26...Ranked among Nationals minor league hitters in walks (5th, 59), doubles (6th, 29), extra-base hits (7th, 43) and RBI (9th, 63)...Reached base safely in 19 straight games from May 18-June 7. 2018: Appeared at first base (54 G) and catcher (26 G)...Was tied for fifth in the Midwest League with 29 doubles...Was acquired by the Nationals at the end of the Minor League season...Did not appear in a game in Washington's chain...Entered the season rated by *Baseball America* as the No. 16 prospect and by MLB.com as the No. 29 prospect in Milwaukee's Minor League system. 2017: Hit .308 with 14 doubles, 10 homers, 33 RBI, 23 walks and 38 runs scored in 48 games for Rookie-level Helena. **COLLEGE:** Was selected by Milwaukee in the third round of the 2017 First-Year Player Draft...Played three seasons at Oregon State University...Was three-time All-Pac-12 Conference first team...Was the Pac-12 Freshman of the Year...Was selected in the 25th round of the 2014 MLB First-Year Player Draft by Cleveland, but did not sign...His father, Kenny, played baseball at Hawaii and later professionally in the Pirates and Twins systems as well as in Japan. **SIGNED BY:** Shawn Whalen (ML)

YEAR	CLUB	AVG	G	AB	R	H	TB	2B	3B	HR	RBI	SH	SF	HP	BB	SO	SB	CS	OBP	SLG	OPS	E
2017	Helena	.308	48	185	38	57	101	14	0	10	33	0	3	3	23	55	0	0	.388	.546	.934	1
2018	Wisconsin	.228	115	417	45	95	160	29	0	12	51	0	5	5	39	147	2	2	.298	.384	.682	3
2019	Hagerstown	.404	16	57	11	23	37	8	0	2	16	0	0	1	8	10	0	0	.485	.649	1.134	0
	Potomac	.344	101	357	49	87	143	21	1	11	47	0	1	4	51	98	2	1	.344	.401	.744	1
DID NOT PLAY																						
2021	Harrisburg	.243	90	300	40	73	135	20	0	14	40	0	2	3	28	100	0	0	.312	.450	.762	2
MINORS TOTALS		.255	370	1316	183	335	576	92	1	49	187	0	11	16	149	410	4	3	.335	.438	.773	7

HENRY, COLE — RHP 2022 UPDATED STATS - MILB.COM

OD AGE: 22 **HT:** 6'4" **WT:** 213 **BATS:** R **THROWS:** R **BORN:** 7/15/95 Florence, Ala. **SCHOOL:** Louisiana State University
OBTAINED: Selected in the second round of the 2020 First-Year Player Draft.
CAREER NOTES: 2022: Enters the season as Washington's No. 3 prospect per MLB Pipeline.com and the No. 6 prospect according to *Baseball America*. 2021: Opened his first professional season with a 3.00 ERA (8 ER/24.0 IP), 35 strikeouts and a .171 opponents' average through his first five starts for High-A Wilmington...Struck out 10 batters in 6.0 one-hit, shutout innings on May 13 vs. Jersey Shore (PHI)...Returned from the Injured List on Aug. 19...Pitched to a 0.41 ERA (1 ER/22.0 IP) with 31 strikeouts, three walks and a .160 opponents' average...Capped his season with nine strikeouts in 5.0 innings of three-hit, one-run ball on Sept. 17 at Bowling Green (TBR)...Ranked second in the Arizona Fall League with 30 strikeouts and a .176 opponents' batting average...His 1.11 WHP ranked sixth in the league...Went 1-0 with a 3.32 ERA (7 ER/19.0 IP) in six games (three starts) for Surprise of the Arizona Fall League. 2020: Entered the 2020 First-Year Player Draft rated by *Baseball America* as the No. 51 draft prospect and by MLB Pipeline.com as the No. 45 draft prospect...Participated in Instructional League following the season. **College:** Went 2-1 with a 1.89 ERA (4 ER/19.0 IP) and 23 strikeouts in four starts for Louisiana State University in his sophomore season in 2020...Was named to the 2020 Golden Spikes Award preseason watch list and preseason Third-Team All-American by DBaseball.com...As a freshman in 2019, made 14 appearances (11 starts), going 4-2 with a 3.39 ERA in 58.1 innings with 72 strikeouts against 18 walks. **SIGNED BY:** Brandon Larson

YEAR	CLUB	W	L	ERA	G	GS	CG	SHO	SV	IP	H	R	ER	HR	HB	BB	SO	SO/9	WP	BK	BAA
DID NOT PITCH																					
2021	Wilmington	3	3	1.88	9	8	0	0	0	43.0	23	10	9	3	5	11	63	13.2	3	2	.158
	FCL Nationals	0	2	6.75	2	2	0	0	0	4.0	5	6	3	0	1	7	15.8	0	0	0	.278
MINORS TOTALS		3	5	2.30	11	10	0	0	0	47.0	28	16	12	3	6	12	70	13.4	3	2	.171

HERNÁNDEZ, ALFONSO — LHP

2022 UPDATED STATS - MILB.COM

OD AGE: 22 **HT:** 5'11" **WT:** 200 **BATS:** L **THROWS:** L **BORN:** 8/3/99 Barcelona, VEN

OBTAINED: Signed as a non-drafted free agent, April 26, 2016.

CAREER NOTES: **2021:** Ranked among Nationals Minor Leaguers in strikeouts (4th, 119), innings pitched (5th, 102.1) and wins (7th, 6)...Went 6-5 with a 3.61 ERA in 25 games (15 starts) between Low-A Fredericksburg and High-A Wilmington. **2020:** Participated in Instructional League following the season. **2019:** Struck out eight hitters across 4.0 innings of one-hit, scoreless relief on Aug. 20 vs. Greenville. **2018:** In his first domestic season, went 3-0 with two saves and a 2.31 ERA in 16 games between the GCL Nationals and short-season Single-A Auburn...Struck out 41 batters against just 14 walks. **SIGNED BY:** Salvador Donadelli

YEAR	CLUB	W	L	ERA	G	GS	CG	SHO	SV	IP	H	R	ER	HR	HB	BB	SO	SO/9	WP	BK	BAA
2016	DSL Nationals	2	1	1.32	8	0	0	0	1	13.2	3	2	2	0	1	5	14	9.2	0	0	.073
2017	DSL Nationals	1	1	2.10	12	12	0	0	0	55.2	43	17	13	0	5	22	61	9.7	5	1	.216
2018	GCL Nationals	2	0	2.14	13	0	0	0	2	33.2	29	10	8	0	2	8	31	8.3	0	1	.228
	Auburn	1	0	2.77	3	0	0	0	0	13.0	7	4	4	0	2	6	10	6.9	1	1	.152
2019	Auburn	3	1	2.51	10	1	0	0	0	32.1	30	12	9	0	0	5	33	9.2	3	0	.254
	Hagerstown	1	2	5.00	6	0	0	0	1	18.0	17	10	10	0	0	6	16	8.0	2	0	.250
2020										DID NOT PITCH											
2021	Fredericksburg	2	1	2.81	8	5	0	0	0	32.0	27	12	10	3	2	12	34	9.6	0	0	.221
	Wilmington	4	4	3.97	17	10	0	0	0	70.2	68	37	31	14	2	21	85	10.9	3	1	.250
MINORS TOTALS		16	10	2.91	77	28	0	0	4	270.2	224	104	87	17	14	85	284	9.5	14	4	.226

HERRERA, RONALD — RHP

2022 UPDATED STATS - MILB.COM

OD AGE: 26 **HT:** 5'11" **WT:** 195 **BATS:** R **THROWS:** R **BORN:** 5/3/95 Maraca, VEN

OBTAINED: Signed as a Minor League free agent, Jan. 24, 2022.

CAREER NOTES: **2021:** Spent the season with New Jersey of the independent Frontier League. **2020:** Did not pitch. **2019:** Returned from injury to go 3-10 with a 7.73 in 21 games (17 starts) for Nashville and Frisco...went 0-6, 12.07 (38 ER/28.1IP) through 1st 10 G/8 GS and 3-4, 5.37 (31 ER/52.0 IP) over last 11 G/10 GS...re-signed with organization on 1/20/20 after becoming a free agent on 1/14/19. **2018:** Missed entire season following surgery to repair a right torn flexor tendon in his right forearm on June 11...Was in Major League camp during spring training, but did not pitch. **2017:** Reached the Majors with the Yankees and had two relief appearances over two stints with New York (6/14-15 and 6/26-30)...Made his Major League debut on June 14 at Los Angeles (AL)...Combined to go 8-1 with a 1.91 ERA 14 starts in minors with Trenton, Scranton-Wilkes/Barre, and the GCL Yankees...Was named Eastern League Pitcher of the Week on June 11 after striking out nine in 6.2 scoreless innings on June 8 vs. Hartford. **2016:** Ranked fourth among Yankees minor leaguers in strikeouts and tied for sixth in wins...Finished fourth in the Eastern League in strikeouts and 10th in ERA...Was named EL Pitcher of the Week on May 1. **2015:** Named Texas League Pitcher of the Week on Aug. 23 after going 1-0 in two scoreless starts (11.0 IP, 4 H, 2 BB, 10 K)...Was traded to the Yankees in exchange for INF José Pirela on Nov. 11. **2014:** Split the season between Single-A Beloit in the A's organization and Single-A Fort Wayne in the Padres organization...Went a combined 6-9 with a 3.92 ERA 26 games (25 GS)...On May 28, was acquired by the San Diego Padres from the Oakland Athletics to complete the trade that sent INF/OF Jake Goebbert to San Diego and INF/OF Kyle Blanks to Oakland on May 14. **2013:** Combined with the AZL Athletics and Single-A Vermont to go 7-4 with a 4.02 ERA in 16 games (10 GS). **2012:** Made his pro debut with the DSL Athletics. **SIGNED BY:** Julio Franco and Carlos Villanueva (OAK)

YEAR	CLUB	W	L	ERA	G	GS	CG	SHO	SV	IP	H	R	ER	HR	HB	BB	SO	SO/9	WP	BK	BAA
2012	DSL Athletics	2	4	2.47	14	14	1	0	0	58.1	66	24	16	1	6	20	44	6.8	6	0	.292
2013	AZL Athletics	6	4	3.82	14	9	0	0	0	70.2	76	36	30	3	3	11	58	7.4	3	2	.272
	Vermont	1	0	5.87	2	1	0	0	0	7.2	10	6	5	0	2	2	8	9.4	0	0	.303
2014	Beloit	3	4	3.38	9	9	0	0	0	50.2	53	26	19	6	5	10	35	6.2	1	1	.272
	Fort Wayne	3	5	4.26	17	16	0	0	0	82.1	93	45	39	5	6	15	47	5.1	3	1	.288
2015	Lake Elsinore	5	6	3.88	18	17	0	0	0	102.0	100	48	44	6	5	28	69	6.1	7	1	.258
	San Antonio	3	1	4.53	8	8	1	1	0	43.2	48	25	22	4	3	14	35	7.2	1	1	.276
2016	Trenton	10	7	3.75	23	23	0	0	0	132.0	131	61	55	9	4	35	123	8.4	4	0	.258
	Scranton/WB	0	1	9.00	1	1	0	0	0	5.0	7	5	5	1	0	3	8	14.4	1	0	.333
2017	Trenton	8	0	1.13	9	9	0	0	0	56.0	34	10	7	2	2	12	42	6.8	1	0	.173
	New York (AL)	0	1	6.00	2	0	0	0	0	3.0	3	2	2	1	1	1	3	9.0	0	0	.250
	Scranton/WB	0	0	4.35	2	2	0	0	0	10.1	6	7	5	2	1	3	6	5.2	0	0	.158
	GCL Yankees	0	1	4.00	3	3	0	0	0	9.0	13	4	4	0	1	0	9	9.0	0	0	.361
2019	Nashville	1	4	13.02	8	5	0	0	0	18.2	29	29	27	9	3	10	17	8.2	0	1	.345
	Frisco	2	6	6.13	13	12	0	0	0	61.2	79	45	42	12	3	11	44	6.4	5	0	.306
2020										DID NOT PITCH											
2021	New Jersey (IND)	2	6	6.13	13	12	0	0	0	61.2	79	45	42	12	3	11	44	6.4	5	0	—
MINORS TOTALS		44	43	4.07	141	129	2	1	0	708.0	745	371	320	60	44	174	545	6.9	32	7	.270
MILB TOTALS		0	1	6.00	2	0	0	0	0	3.0	3	2	2	1	1	1	3	9.0	0	0	.250

HIRALDO, BERNARDO — RHP

2022 UPDATED STATS - MILB.COM

OD AGE: 21 **HT:** 6'2" **WT:** 204 **BATS:** R **THROWS:** R **BORN:** 5/20/00 Monte Plata, DOM

OBTAINED: Signed as a non-drafted free agent, July 2, 2018.

CAREER NOTES: **2021:** Participated in Instructional League following the season. **SIGNED BY:** Modesto Ulloa

YEAR	CLUB	W	L	ERA	G	GS	CG	SHO	SV	IP	H	R	ER	HR	HB	BB	SO	SO/9	WP	BK	BAA
2018										DID NOT PITCH / Signed Late											
2019	DSL Nationals	2	6	4.86	12	12	0	0	0	53.2	71	42	29	1	6	7	40	6.7	1	0	.311
2020										DID NOT PITCH											
2021	FCL Nationals	2	4	4.46	12	6	0	0	1	42.2	49	31	21	3	6	9	44	9.4	2	2	.290
MINORS TOTALS		4	10	4.69	24	18	0	0	1	96.0	120	73	50	4	12	16	84	7.9	3	2	.302

HOUSE, BRADY — SS **2022 UPDATED STATS - MILB.COM**

OD AGE: 18 **HT:** 6'4" **WT:** 211 **BATS:** R **THROWS:** R **BORN:** 6/4/03 Winder, Ga. **SCHOOL:** Winder-Barrow (GA) High School
OBTAINED: Selected in the first round (No. 11) of the 2021 First-Year Player Draft
CAREER NOTES: 2022: Enters the season rated by *Baseball America* as the No. 3 prospect in Washington's system and the No. 59 prospect in all of baseball...MLBPipeline.com ranks him the No. 2 prospect in the system and the No. 54 prospect in baseball...Is the "Best Power Hitter" in Washington's system, per *Baseball America*. 2021: Hit safely in 13 of his 16 games with the FCL Nationals...Went 8-for-16 (.500) with two doubles, three homers, eight RBI, four walks and four runs scored in his first five professional games...Participated in Instructional League following the season. **HIGH SCHOOL:** Was ranked by Perfect Game as the top high school prospect in the 2021 First-Year Player Draft...Hit .549 (50-for-91) with 12 doubles, eight home runs, 20 RBI, 21 stolen bases, 29 walks, nine strikeouts and 52 runs scored during his senior season...Posted a .675 on-base percentage and a .967 slugging percentage...Was named First Team All-America by *Baseball America* and *Collegiate Baseball*...Was ranked by *Baseball America* as the No. 7 draft prospect (No. 4 shortstop) and by MLBPipeline.com as the No. 8 draft prospect (No. 4 shortstop). **SIGNED BY:** Eric Robinson

YEAR	CLUB	AVG	G	AB	R	H	TB	2B	3B	HR	RBI	SH	SF	HP	BB	SO	SB	CS	OBP	SLG	OPS	E
2021	FCL Nationals	.322	16	59	14	19	34	3	0	4	12	0	0	0	7	13	0	0	.394	.576	.970	4
MINORS TOTALS		.322	16	59	14	19	34	3	0	4	12	0	0	0	7	13	0	0	.394	.576	.970	4

HUBBARD, DONDREI — OF **2022 UPDATED STATS - MILB.COM**

OD AGE: 26 **HT:** 6'0" **WT:** 220 **BATS:** R **THROWS:** R **BORN:** 5/5/95 Canton, Ga. **SCHOOL:** Mayville State University
OBTAINED: Signed as a Minor League free agent, Feb. 28, 2022.
CAREER NOTES: 2021: Played in a career-high 81 games with the Grand Junction Rockies in the Pioneer League, setting career-highs in most offensive categories...Was one of six players to be on the roster for the entire season (May 22-Sept. 8)...Was second on the team in doubles (26), home runs (20), RBI (85), stolen bases (15) and total bases (191)...Finished the year ranked in the top five in games (81), plate appearances (361), at-bats (311), runs (75), hits (105), walks (35), average (.338), SLG (.614) and OPS (1.022)...Led team with seven sacrifice flies. 2020: Participated in the Constellation Energy League, playing for Team Texas...Finished the 24 game season ranked third with a .276 (8-for-29) average. 2019: Played with the Sonoma Stompers in the Pacific Association from June 1-July 28...Sonoma led the league with a 45-19 record out of five teams...Was ranked third in hits (63), home runs (16), RBI (55) and second in total bases (122)... .364 (63-for-173) average, .705 SLG and 1.139 OPS led players who played in at least 40 games...Finished the season with the Lake Erie Crushers in the Frontier League...Was teammates with current Nationals coordinator Coco Crisp, who signed a one game contract. **College:** Appeared in 56 of 58 games for Mayville State University...Led team with 18 doubles...Ranked second with 71 hits, 11 home runs, .689 SLG and 126 total bases.

YEAR	CLUB	AVG	G	AB	R	H	TB	2B	3B	HR	RBI	SH	SF	HP	BB	SO	SB	CS	OBP	SLG	OPS	E
2019	Sonoma	.364	41	173	45	63	122	11	0	16	55	1	4	18	40	7	2	.434	.705	1.139	0	
	Lake Erie	.200	19	65	6	13	20	1	0	2	5	0	0	0	5	18	2	0	.257	.308	.565	0
2020	Texas	.276	11	29	2	8	10	2	0	0	2	0	0	1	2	2	1	.276	.344	.345	0	
2021	Grand Junction	.338	81	311	75	105	191	26	0	20	81	1	7	7	35	48	15	1	.408	.614	1.022	0
INDEPENDENT TOTALS		.295	152	578	128	189	343	40	0	38	143	2	8	12	60	108	26	4	.344	.493	.768	0

HURTADO, JORGE — OF **2022 UPDATED STATS - MILB.COM**

OD AGE: 21 **HT:** 6'1" **WT:** 206 **BATS:** R **THROWS:** R **BORN:** 10/15/00 Maracay, VEN
OBTAINED: Signed as a non-drafted free agent, July 3, 2017.
CAREER NOTES: 2020: Participated in Instructional League following the season. **SIGNED BY:** German Robles

YEAR	CLUB	AVG	G	AB	R	H	TB	2B	3B	HR	RBI	SH	SF	HP	BB	SO	SB	CS	OBP	SLG	OPS	E
2017	DID NOT PLAY / Signed Late																					
2018	DSL Nationals	.277	54	195	27	54	85	11	7	2	43	0	3	3	16	60	3	3	.336	.436	.772	7
2019	GCL Nationals	.272	31	114	15	31	50	12	2	1	14	0	1	1	10	40	4	2	.333	.439	.772	5
2020	DID NOT PLAY																					
2021	FCL Nationals	.164	20	61	11	10	26	3	2	3	11	0	0	2	8	20	3	0	.282	.426	.708	2
MINORS TOTALS		.257	105	370	53	95	161	26	11	6	68	0	4	6	34	120	10	5	.326	.435	.761	14

INFANTE, SAMMY — SS **2022 UPDATED STATS - MILB.COM**

OD AGE: 19 **HT:** 6'2" **WT:** 190 **BATS:** R **THROWS:** R **BORN:** 6/22/01 Hialeah, Fla. **SCHOOL:** Monsignor Edward Pace (Fla.) HS
OBTAINED: Selected in the second round (compensation round) of the 2020 First-Year Player Draft.
CAREER NOTES: 2022: Enters the season rated by *Baseball America* as the No. 21 prospect in Washington's system and by MLBPipeline.com as the No. 14 prospect. 2021: Participated in Instructional League following the season...Entered the season rated by *Baseball America* as the No. 12 prospect and by MLBPipeline.com as the No. 22 prospect in Washington's Minor League system. 2020: Participated in Instructional League following the season. **HIGH SCHOOL:** Hit .481 (13-for-27) with four doubles, one homer, six walks and just three strikeouts prior to the cancellation of the 2020 season. **SIGNED BY:** Alex Morales

YEAR	CLUB	AVG	G	AB	R	H	TB	2B	3B	HR	RBI	SH	SF	HP	BB	SO	SB	CS	OBP	SLG	OPS	E
2020	DID NOT PLAY																					
2021	FCL Nationals	.215	37	121	19	26	44	5	2	3	15	0	1	4	17	43	3	4	.329	.364	.692	5
MINORS TOTALS		.215	37	121	19	26	44	5	2	3	15	0	1	4	17	43	3	4	.329	.364	.692	5

IRVIN, JAKE — RHP **2022 UPDATED STATS - MILB.COM**

OD AGE: 25 **HT:** 6'6" **WT:** 230 **BATS:** R **THROWS:** R **BORN:** 2/18/97 Edina, Minn. **SCHOOL:** University of Oklahoma
OBTAINED: Selected in the fourth round of the 2018 First-Year Player Draft.
CAREER NOTES: 2021: Rehabbed Oct. 2020 Tommy John ligament-replacement surgery...Entered the season rated by *Baseball America* as the No. 22 prospect and by MLB Pipeline.com as the No. 21 prospect in Washington's Minor League system. 2020: Was a member of the 60-Player Pool...Spent the entire season at the Alternate Training Site (Fredericksburg)...Participated in Instructional League following the season...Entered the season rated as the No. 15 prospect in Washington's system by *Baseball America*. 2019: Ranked among qualified Nationals farmhands in ERA (2nd, 3.79), WHIP (2nd, 1.25), wins (16th, 8), innings pitched (6th, 128.1) and strikeouts (7th, 113)...Worked five or more innings in 20 of his 25 starts...Entered the season rated by *Baseball America* as Washington's No. 10 prospect and by MLB Pipeline.com as Washington's No. 17 prospect. 2018: Posted a 1.74 ERA and a .211 opp. AVG in 11 games (seven starts) between the GCL Nationals and short-season Single-A Auburn...Began the season in the GCL before being promoted to Auburn on Aug. 19. **COLLEGE:** Was a three-year starter for the Sooners...Went 6-2 with a 3.41 ERA (36 ER/95.0 IP) and 115 strikeouts in 16 starts in 2018...Was named first-team All-Big 12. **SIGNED BY:** Ed Gustafson

YEAR	CLUB	W	L	ERA	G	GS	CG	SHO	SV	IP	H	R	ER	HR	HB	BB	SO	SO/9	WP	BK	BAA
2018	GCL Nationals	1	0	1.42	7	3	0	0	0	12.2	10	6	2	0	0	3	9	6.4	0	0	.213
	Auburn	0	0	2.25	4	4	0	0	0	8.0	6	2	2	0	0	4	6	6.8	2	0	.207
2019	Hagerstown	8	8	3.79	25	25	0	0	0	128.1	122	64	54	14	4	38	113	8.6	8	0	.249
2020	Fredericksburg									Alternate Training Site											
2021										DID NOT PITCH / Injured											
MINORS TOTALS		9	8	3.50	36	32	0	0	0	149.0	138	72	58	14	4	45	128	7.7	10	0	.244

JIMENEZ, LUIS — RHP **2022 UPDATED STATS - MILB.COM**

OD AGE: 20 **HT:** 6'2" **WT:** 192 **BATS:** R **THROWS:** R **BORN:** 7/6/01 Puerto Plata, DOM
OBTAINED: Signed as a non-drafted free agent, July 2, 2018.
CAREER NOTES: 2021: Participated in Instructional League following the season. **SIGNED BY:** Modesto Ulloa

YEAR	CLUB	W	L	ERA	G	GS	CG	SHO	SV	IP	H	R	ER	HR	HB	BB	SO	SO/9	WP	BK	BAA
2018										DID NOT PITCH / Signed Late											
2019	DSL Nationals	3	2	7.71	15	0	0	0	0	28.0	29	26	24	2	7	27	31	10.0	8	0	.279
2020										DID NOT PITCH											
2021										DID NOT PITCH / Injured											
MINORS TOTALS		3	2	7.71	15	0	0	0	0	28.0	29	26	24	2	7	27	31	10.0	8	0	.279

KARP, ANDREW — RHP **2022 UPDATED STATS - MILB.COM**

OD AGE: 26 **HT:** 6'1" **WT:** 225 **BATS:** R **THROWS:** R **BORN:** 9/30/95 Winter Garden, Fla. **SCHOOL:** Florida State University
OBTAINED: Selected in the sixth round of the 2018 First-Year Player Draft.
CAREER NOTES: 2020: Participated in Instructional League following the season. 2018: Went 0-1 with a 2.25 ERA in six games (four starts) between the GCL Nationals and short-season Single-A Auburn. **COLLEGE:** Went 8-4 with a 3.97 ERA (36 ER/81.2 IP) with 97 strikeouts in 16 games (15 starts) in 2018. **SIGNED BY:** Alan Marr

YEAR	CLUB	W	L	ERA	G	GS	CG	SHO	SV	IP	H	R	ER	HR	HB	BB	SO	SO/9	WP	BK	BAA
2018	GCL Nationals	0	1	3.00	5	3	0	0	0	9.0	10	4	3	1	0	3	9	9.0	1	0	.278
	Auburn	0	0	0.00	1	1	0	0	0	3.0	1	0	0	0	0	0	2	6.0	0	0	.100
2019										DID NOT PITCH / Injured											
2020										DID NOT PITCH											
2021	Wilmington	1	1	3.25	23	1	0	0	0	52.2	46	29	19	5	3	25	64	10.9	11	0	.230
	Harrisburg	0	0	9.00	1	0	0	0	0	1.0	2	1	1	0	1	0	0	0.0	0	0	.400
MINORS TOTALS		1	2	3.15	30	5	0	0	0	67.2	59	34	23	6	4	28	75	10.3	12	0	.235

KIRIAN, MICHAEL — LHP **2022 UPDATED STATS - MILB.COM**

OD AGE: 26 **HT:** 6'6" **WT:** 260 **BATS:** R **THROWS:** L **BORN:** 2/1/99 Findlay, Ohio **SCHOOL:** University of Louisville
OBTAINED: Selected in the sixth round of the 2021 First-Year Player Draft
CAREER NOTES: 2021: Participated in Instructional League following the season. **COLLEGE:** Went 5-3 with a 4.80 ERA in 16 games (11 starts) during his junior season in 2021...He struck out 75 batters in 69.1 innings pitched...Was considered one of the best left-handed relievers in 2020, but returned to the University of Louisville and became a starter in his fourth collegiate season...In 32 relief appearances combined between 2019 and 2020, he went 3-1 with 11 saves, a 1.41 ERA (6 ER/38.1 IP) and 53 strikeouts in 32 relief appearances. **SIGNED BY:** Brian Cleary

YEAR	CLUB	W	L	ERA	G	GS	CG	SHO	SV	IP	H	R	ER	HR	HB	BB	SO	SO/9	WP	BK	BAA
2021	FCL Nationals	1	0	5.40	4	1	0	0	0	6.2	7	4	4	0	0	2	4	5.4	1	0	.259
	Fredericksburg	1	1	1.50	3	0	0	0	1	6.0	5	1	1	0	0	4	6.0	0	0	0	.238
MINORS TOTALS		2	1	3.55	7	1	0	0	1	14.2	12	5	5	0	0	2	8	5.7	1	0	.250

KIRWAN, BRIAN — 2B **2022 UPDATED STATS - MILB.COM**

OD AGE: 23 **HT:** 5'10" **WT:** 185 **BATS:** L **THROWS:** R **BORN:** 6/1/98 Nashville, Tenn. **SCHOOL:** Texas Tech University
OBTAINED: Signed as a non-drafted free agent, June 24, 2020.
CAREER NOTES: **COLLEGE:** During his senior season in 2020, hit .391 (27-for-69) with 10 doubles, one homer, 15 walks, 13 RBI and 20 runs scored in 19 games...His 10 doubles led the Big 12 Conference and ranked second in the nation...Following the season, was named Second-Team All-American by *Collegiate Baseball* and prior to the season, he was named to the 2020 Golden Spikes Award preseason watch list. **SIGNED BY:** Cody Staab

YEAR	CLUB	AVG	G	AB	R	H	TB	2B	3B	HR	RBI	SH	SF	HP	BB	SO	SB	CS	OBP	SLG	OPS	
2020										DID NOT PLAY												
2021	FCL Nationals	.275	25	51	13	14	24	4	0	2	11	0	1	4	9	9	0	0	.415	.471	.886	4
MINORS TOTALS		.275	25	51	13	14	24	4	0	2	11	0	1	4	9	9	0	0	.415	.471	.886	4

KNOWLES, LUCAS — LHP **2022 UPDATED STATS - MILB.COM**

OD AGE: 24 **HT:** 6'2" **WT:** 175 **BATS:** L **THROWS:** L **BORN:** 3/14/98 Bremerton, Wash. **SCHOOL:** Central Arizona College
OBTAINED: Selected in the 14th round of the 2019 First-Year Player Draft.

CAREER NOTES: 2020: Participated in Instructional League following the season. 2019: Made eight appearances (two starts) between the GCL Nationals and short-season Single-A Auburn following the 2019 First-Year Player Draft. **COLLEGE:** Went 9-2 with a 1.23 ERA in 15 games (12 starts) for Central Arizona as they won the 2019 NJCAA Division 1 Championship...He struck out 94 batters in 80.1 innings pitched. **SIGNED BY:** Mitch Sokol

YEAR	CLUB	W	L	ERA	G	GS	CG	SHO	SV	IP	H	R	ER	HR	HB	BB	SO	SO/9	WP	BK	BAA
2019	GCL Nationals	0	0	0.00	2	0	0	0	0	4.0	3	0	0	0	0	0	3	6.8	0	0	.214
	Auburn	1	1	4.00	6	2	0	0	0	18.0	15	11	8	2	2	2	13	6.5	0	0	.217
DID NOT PLAY																					
2021	FCL Nationals	1	0	5.40	3	0	0	0	0	5.0	7	4	3	1	0	0	4	7.2	0	0	.304
	Fredericksburg	3	1	4.06	14	3	0	0	0	1	31.0	32	14	14	2	0	15	38	11.0	0	0
MINORS TOTALS		5	2	3.88	25	5	0	0	1	58.0	57	29	25	5	2	17	58	9.0	0	0	.253

LARA, ANDRY — RHP **2022 UPDATED STATS - MILB.COM**

OD AGE: 19 **HT:** 6'4" **WT:** 230 **BATS:** R **THROWS:** R **BORN:** 1/6/03 Coro, VEN
OBTAINED: Signed as a non-drafted free agent, July 2, 2019.

CAREER NOTES: 2022: Enters the season rated by *Baseball America* as the No. 5 prospect in Washington's system and by MLB Pipeline.com as the No. 6 prospect. 2021: Finished strong, going 1-1 with a 3.04 ERA (8 ER/23.2 IP) and a .165 opponents' average in his last five starts of the season...Participated in Instructional League following the season...Entered the season rated by MLB Pipeline.com as the No. 4 prospect and by *Baseball America* as the No. 5 prospect in Washington's organization. 2020: Participated in Instructional League following the season...Entered the season rated as the No. 7 prospect in Washington's system by *Baseball America* and the No. 15 prospect by MLB Pipeline.com. **SIGNED BY:** Ronald Morillo

YEAR	CLUB	W	L	ERA	G	GS	CG	SHO	SV	IP	H	R	ER	HR	HB	BB	SO	SO/9	WP	BK	BAA
2019	DID NOT PITCH / Signed Late																				
2020	DID NOT PITCH																				
2021	FCL Nationals	3	2	4.54	9	7	0	0	0	39.2	35	21	20	5	2	13	47	10.7	2	1	.230
	Fredericksburg	0	1	5.19	2	2	0	0	0	8.2	6	6	5	2	0	8	5	5.2	2	0	.200
MINORS TOTALS		3	3	4.66	11	9	0	0	0	49.1	41	27	25	7	2	21	52	9.7	4	1	.225

LARA, GILBERT — INF **2022 UPDATED STATS - MILB.COM**

OD AGE: 24 **HT:** 6'4" **WT:** 198 **BATS:** R **THROWS:** R **BORN:** 10/30/97 Bani, DOM
OBTAINED: Acquired from Milwaukee along with INF/C KJ Harrison in exchange for LHP Gio Gonzalez, Aug. 31, 2018.

CAREER NOTES: 2020: Entered the season rated as the No. 25 prospect in Washington's system by MLB Pipeline.com. 2019: Named a mid-season South Atlantic League All-Star...Played 81 games for Single-A Hagerstown before being promoted to Single-A Potomac on July 4...His 68 RBI and 122 hits ranked sixth and tied for ninth, respectively, among Nationals farmhands...Hit safely in 19 straight games from April 14-May 5, going 29-for-81 (.381) with seven doubles, one triple, three home runs, 16 RBI and 16 runs scored. 2018: Did not appear in Washington's system following the trade...Hit .249 with 26 doubles, two triples, five homers, 46 RBI, 18 walks and 45 runs scored in 115 games for Single-A Wisconsin. 2017: Missed time after being placed on the 60-Day DL on July 21 with a broken right ankle. 2016: Entered the season as the No. 5 prospect in the Brewers organization according to *Baseball America*. 2015: Entered the season as the sixth-best prospect in the Brewers organization according to *Baseball America*...Was signed by Milwaukee as a non-drafted free agent, July 20, 2014. **SIGNED BY:** Julio De La Cruz (MIL)

YEAR	CLUB	AVG	G	AB	R	H	TB	2B	3B	HR	RBI	SH	SF	HP	BB	SO	SB	CS	OBP	SLG	OPS	E
2015	AZL Brewers	.248	51	202	29	50	67	4	5	1	25	0	1	2	9	41	3	3	.285	.332	.617	13
	Helena	.205	12	44	2	9	12	3	0	0	5	0	0	0	5	12	0	0	.286	.273	.559	2
2016	Helena	.250	59	228	30	57	73	10	0	2	28	0	3	3	12	59	2	1	.293	.320	.613	17
	2017	Wisconsin	.193	67	223	18	43	60	6	1	3	22	0	1	1	9	79	0	0	.226	.269	.495
2018	Helena	.500	1	4	0	2	2	0	0	0	1	0	0	0	0	1	0	0	.500	.500	1.000	0
	2018	Wisconsin	.249	115	430	45	107	152	26	2	5	46	0	2	2	18	94	1	2	.281	.353	.634
2019	Hagerstown	.248	81	319	40	79	122	12	2	9	49	1	0	1	22	71	2	3	.298	.382	.681	17
	Potomac	.232	52	185	20	43	67	10	1	4	19	2	2	1	3	52	1	0	.246	.362	.608	7
DID NOT PLAY																						
2021	Wilmington	.220	39	132	10	29	39	5	1	1	10	1	2	1	7	41	0	1	.261	.295	.556	3
	Harrisburg	.252	63	218	18	55	84	17	0	4	32	0	0	3	9	50	1	0	.291	.385	.677	13
	Rochester	.130	7	23	1	3	6	0	0	1	3	0	0	0	0	11	0	0	.130	.261	.391	1
MINORS TOTALS		.238	547	2008	213	477	684	93	12	30	240	4	11	14	94	511	10	10	.275	.341	.616	100

LARA, RANDY — RHP **2022 UPDATED STATS - MILB.COM**

OD AGE: 20 **HT:** 6'3" **WT:** 216 **BATS:** R **THROWS:** R **BORN:** 10/30/01 Bani, DOM
OBTAINED: Signed as a non-drafted free agent, Jan. 20, 2020.

CAREER NOTES: 2021: Was named Dominican Republic Complex League Pitcher of the Month for July...Went 2-0 with a 0.64 ERA (1 ER/14.0 IP), one walk, and 15 strikeouts in three starts during the month. **SIGNED BY:** Pablo Arias

YEAR	CLUB	W	L	ERA	G	GS	CG	SHO	SV	IP	H	R	ER	HR	HB	BB	SO	SO/9	WP	BK	BAA
2020	DID NOT PITCH																				
2021	DSL Nationals	3	3	3.29	10	7	0	0	0	38.2	30	20	14	3	5	10	38	8.8	6	0	.214
MINORS TOTALS		3	3	3.29	10	7	0	0	0	38.2	30	20	14	3	5	10	38	8.8	6	0	.214

LEE, ANDREW — RHP **2022 UPDATED STATS - MILB.COM**

OD AGE: 28 **HT:** 6'5" **WT:** 225 **BATS:** L **THROWS:** R **BORN:** 12/2/93 Louisville, Ky. **SCHOOL:** University of Tennessee
OBTAINED: Selected in the 11th round of the 2015 First-Year Player Draft.

CAREER NOTES: 2019: Named a mid-season Carolina League All-Star after posting a 3.45 ERA (27 ER/70.1 IP) in 16 appearances (11 starts) for Single-A Potomac...Promoted to Double-A Harrisburg on July 1, pitching to a 2.56 ERA (11 ER/38.2 IP) in 11 games (four starts) for the Senators. **2018:** Began the season as a reliever before converting to starter for his final 10 games...Went 2-3 with a 4.27 ERA and a .158 opp. AVG in 10 starts...Went 2-2 with a 4.29 ERA and a .186 opp. AVG in 10 relief outings. **2016:** Did not allow his first professional home run until his eighth start of the season, May 16 vs. Lakewood (PHI)...Made 11 starts before being placed on the disabled list with a right elbow strain, ending his season. **2015:** Went 5-1 with a 1.63 ERA in 10 games (five starts) between three levels of Washington's Minor League system...Posted a 10.9 SO/9.0 IP ratio...Tossed 22.1 scoreless innings spanning his first 12 professional appearances, allowing his first earned run on Aug. 21...The other six runs came in his last start of the season...Made 11 appearances out of the bullpen before making five starts from Aug. 16-Sept. 6. **COLLEGE:** Led the Volunteers with nine saves, going 4-2 with a 2.67 ERA (8 ER/27.0 IP) in 21 appearances out of the bullpen...Struck out 32 and walked just five...Also hit .306 with 10 doubles, two triples, nine home runs, 31 RBI and 22 runs scored in 41 games at first base...His nine home runs were second on the club. **SIGNED BY:** Marc Baca

YEAR	CLUB	W	L	ERA	G	GS	CG	SHO	SV	IP	H	R	ER	HR	HB	BB	SO	SO/9	WP	BK	BAA
2015	GCL Nationals	1	0	0.00	1	0	0	0	0	1.0	0	0	0	0	0	0	1	9.0	0	0	.000
	Auburn	1	0	0.00	5	0	0	0	0	8.1	5	0	0	0	0	1	12	13.0	0	0	.172
	Hagerstown	3	1	2.15	10	5	0	0	0	29.1	18	8	7	0	1	9	34	10.4	4	0	.171
2016	Hagerstown	2	2	3.71	11	11	0	0	0	51.0	45	25	21	1	4	18	46	8.1	6	0	.243
2017	GCL Nationals	0	0	0.00	1	1	0	0	0	1.2	0	0	0	0	0	1	1	5.4	0	0	.000
2018	Hagerstown	4	5	4.28	20	10	0	0	0	67.1	39	38	32	4	1	57	86	11.5	10	0	.166
2019	Potomac	2	5	3.45	16	11	0	0	0	70.1	53	32	27	4	3	33	76	9.7	11	0	.208
	Harrisburg	0	1	2.56	11	4	0	0	0	38.2	27	15	11	3	0	17	30	7.0	2	0	.196
2020	DID NOT PITCH																				
2021	Harrisburg	3	5	4.62	20	8	0	0	1	60.2	51	34	31	9	3	25	65	9.7	5	0	.225
	Rochester	0	1	12.79	6	0	0	0	0	6.2	10	9	9	1	0	6	9	12.8	2	0	.370
MINORS TOTALS		16	20	3.71	101	50	0	0	1	335.1	248	161	138	22	12	167	360	9.7	40	0	.205

LEON, JEFREM — RHP **2022 UPDATED STATS - MILB.COM**

OD AGE: 19 **HT:** 6'1" **WT:** 165 **BATS:** R **THROWS:** R **BORN:** 9/9/02 Oranjestad, Aruba
OBTAINED: Signed as a non-drafted free agent, Jan. 15, 2021.

CAREER NOTES: **SIGNED BY:** David Leer

YEAR	CLUB	W	L	ERA	G	GS	CG	SHO	SV	IP	H	R	ER	HR	HB	BB	SO	SO/9	WP	BK	BAA
2020	DID NOT PITCH / Signed Late																				
2021	DSL Nationals	0	0	1.46	12	3	0	0	0	24.2	13	5	4	0	3	10	27	9.9	4	0	.157
MINORS TOTALS		0	0	1.46	12	3	0	0	0	24.2	13	5	4	0	3	10	27	9.9	4	0	.157

LILE, DAYLEN — OF **2022 UPDATED STATS - MILB.COM**

OD AGE: 19 **HT:** 6'0" **WT:** 191 **BATS:** L **THROWS:** R **BORN:** 11/30/02 Louisville, Ky. **SCHOOL:** Trinity (Ky.) High School
OBTAINED: Selected in the second round of the 2021 First-Year Player Draft

CAREER NOTES: 2022: Enters the season rated by MLB Pipeline.com as Washington's No. 10 prospect and by *Baseball America* as its No. 18 prospect. **2021:** Participated in Instructional League following the season. **HIGH SCHOOL:** Was the 2021 Perfect Game/Rawlings National High School Player of the Year, a First-Team All-America by *Baseball America* and back-to-back (2020, 2021) Gatorade Player of the Year for the state of Kentucky...He hit .550/.680/1.413 with 12 doubles, 12 triples, 18 home runs, 60 RBI, 41 walks, seven strikeouts and 66 runs scored during his senior season. **SIGNED BY:** Bryan Cleary

YEAR	CLUB	AVG	G	AB	R	H	TB	2B	3B	HR	RBI	SH	SF	HP	BB	SO	SB	CS	OBP	SLG	OPS	E
2021	FCL Nationals	.219	19	64	16	14	16	2	0	0	10	0	1	0	15	20	2	1	.363	.250	.613	0
MINORS TOTALS		.219	19	64	16	14	16	2	0	0	10	0	1	0	15	20	2	1	.363	.250	.613	0

LINDSLY, BRADY — C **2022 UPDATED STATS - MILB.COM**

OD AGE: 24 **HT:** 6'1" **WT:** 207 **BATS:** L **THROWS:** R **BORN:** 3/3/98 Dallas, Texas **SCHOOL:** University of Oklahoma
OBTAINED: Selected in the fourth round of the 2020 First-Year Player Draft

CAREER NOTES: 2021: Participated in Instructional League following the season. **2020:** Participated in Instructional League following the season. **COLLEGE:** Hit .271 (16-for-59) with two doubles, one triple, three homers, 13 RBI, six walks and 10 runs scored in 14 games during his senior season...Prior to the 2020 season, was named to the pre-season All-Big 12 team. **SIGNED BY:** Jerad Head

YEAR	CLUB	AVG	G	AB	R	H	TB	2B	3B	HR	RBI	SH	SF	HP	BB	SO	SB	CS	OBP	SLG	OPS	E
2020	DID NOT PLAY																					
2021	Wilmington	.209	21	67	10	14	24	2	1	2	8	0	1	0	13	23	1	0	.333	.358	.692	4
	Harrisburg	.258	20	62	7	16	18	2	0	0	5	0	0	0	7	15	0	0	.333	.290	.624	3
MINORS TOTALS		.235	41	129	17	30	42	4	1	2	13	0	1	0	20	38	1	0	.333	.326	.659	7

LIPKA, MATT — OF **2022 UPDATED STATS — MILB.COM**

OD AGE: 29 **HT:** 6'1" **WT:** 215 **BATS:** R **THROWS:** R **BORN:** 4/15/1992, Snellville, Ga. **SCHOOL:** McKinney (Texas) High School
OBTAINED: Signed as a Minor League free agent, March 7, 2022.

CAREER NOTES: **2021:** Hit a career-high 11 home runs with a career-high 56 RBI playing in 103 Minor League games for Triple-A Reno, Triple-A Nashville and Double-A Amarillo in the Diamondbacks' and Brewers' organizations...Hit for a career-best .291 average...Had a season high nine game hitting streak from June 7-18...Stole at least 10 bases for the 12th consecutive season...Traded by Arizona on June 28 to Milwaukee for cash. **2020:** Did not play. **2019:** Hit .262 in a combined 89 games between Triple-A Scranton/Wilkes-Barre and Double-A Trenton...Hit for the cycle on July 11 vs. Double-A Reading, earning Eastern League Player of the Week on July 14...Ended the season on an 11 game hitting streak. **2018:** Spent the entire season with Double-A Richmond in San Francisco's system... Had a season-high eight game hitting streak from June 5-13. **2017:** Had over 100 hits across three levels in TEX farm system...His nine home runs and 50 RBI were at the time career-highs...Won MiLB.com Carolina Player of the Month in June. **2016:** In final season with ATL, hit .243 with a career-high eight triples. **2015:** Had a nine game hitting streak from April 21 - May 2...Hit safely in 16 of the first 19 games, going 23-for-61 (.377) in April. **2014:** Entered the season rated as the No. 24 prospect in Atlanta's system by *Baseball America* **2013:** Entered the season rated as the No. 14 prospect in Atlanta's system by *Baseball America*...His 131 games, 132 hits and 37 stolen bases remain career-highs. **2012:** Entered the season rated as the No. 14 prospect in Atlanta's system by *Baseball America* **2011:** Entered the season rated as the No. 6 prospect in Atlanta's system by *Baseball America* **2010:** Ranked as the No. 5 prospect in the Gulf Coast League...Voted an MiLB.com Organization All-Star. **SIGNED BY:** Gerald Turner (ATL)

YEAR	CLUB	AVG	G	AB	R	H	TB	2B	3B	HR	RBI	SH	SF	HP	BB	SO	SB	CS	OBP	SLG	OPS	E
2010	GCL Braves	.302	48	192	33	58	77	8	4	1	24	0	1	3	14	22	20	3	.357	.401	.758	11
	Danville	.125	4	16	1	2	2	0	0	0	1	1	0	0	1	2	1	0	.177	.125	.302	0
2011	Rome	.247	127	530	78	131	161	21	3	1	37	4	5	4	42	83	28	14	.305	.304	.608	15
2012	Lynchburg	.271	51	199	32	54	67	5	1	2	13	5	4	1	20	32	12	6	.335	.337	.672	0
2013	Lynchburg	.251	131	525	76	132	190	29	7	5	40	4	1	12	29	107	37	14	.305	.362	.667	6
2014	Mississippi	.189	28	106	12	20	26	6	0	0	6	0	0	1	9	15	10	2	.259	.245	.504	1
	GCL Braves	.267	4	15	3	4	6	2	0	0	0	0	0	1	6	0	0	0	.313	.400	.713	0
2015	Mississippi	.246	119	402	45	99	125	14	3	2	26	6	4	4	16	64	16	5	.279	.311	.590	4
2016	Gwinnett	.238	56	164	19	39	60	7	4	2	14	0	2	3	10	36	3	0	.291	.366	.656	1
	Mississippi	.248	60	214	28	53	74	10	4	1	14	4	1	5	20	60	13	6	.325	.346	.671	1
2017	Round Rock	.250	1	4	0	1	1	0	0	0	1	0	0	0	1	0	0	0	.250	.250	.500	0
	Frisco	.160	33	94	16	15	21	4	1	0	6	0	1	4	3	32	5	1	.216	.223	.439	0
	Down East	.265	83	325	43	86	137	16	4	9	43	6	4	7	28	68	20	5	.332	.422	.754	1
2018	Richmond	.240	123	304	47	73	107	12	5	4	30	4	6	3	40	57	21	8	.329	.352	.681	7
2019	Scranton/WB	.281	18	64	7	18	29	5	0	2	11	0	0	0	8	16	4	1	.361	.453	.814	2
	Trenton	.257	71	230	31	59	85	12	4	2	18	7	2	4	12	59	15	6	.302	.370	.672	3
2020																						
2021	Reno	.333	29	105	23	35	53	8	2	2	22	1	1	1	10	32	6	4	.393	.505	.898	0
	Nashville	.285	70	242	46	69	108	10	1	9	32	1	1	5	18	65	24	3	.346	.446	.792	1
	Amarillo	.071	4	14	0	1	1	0	0	0	2	0	0	0	1	6	1	0	.133	.071	.205	0
MINORS TOTALS		.253	1060	3745	542	949	1330	169	43	42	340	43	33	57	282	763	236	78	.313	.355	.668	53

LONGO, MITCH — OF **2022 UPDATED STATS — MILB.COM**

OD AGE: 27 **HT:** 6'0" **WT:** 201 **BATS:** L **THROWS:** R **BORN:** 1/12/05 Mayfield, Ohio **SCHOOL:** Ohio University
OBTAINED: Signed as a Minor League free agent, Dec. 18, 2021.

CAREER NOTES: **2021:** Signed with Milwaukee's organization on May 6...Ranked Milwaukee's system in triples (3rd), extra-base hits (29th), 33) and stolen bases (9th, 22)...Hit .286 with 16 doubles, five triples, 12 home runs, 40 RBI, 22 stolen bases, 27 walks and 57 runs scored in 95 games between Double-A Biloxi and Triple-A Nashville. **2020:** Did not play. **2018:** Led Lynchburg in hits (127), stolen bases (18), triples (5), total bases (189), games played (119) and runs (73)...Finished third in Carolina League in runs (73), tied for third in doubles (28), seventh in hits (127), tied for eighth in triples (5), ninth in total bases (189) and ninth in at-bats (461). **2017:** Tied for Lake County lead in stolen bases (18)...Reached base safely in all 31 home games with Lake County...Named an Organization All-Star by MLB.com. **COLLEGE:** Played three seasons at Ohio University...Finished his OU career with a .355 batting average...Was first team All-MAC in 2016 (.360 avg., .438 OBP) and was named 2015 MAC Player of the Year as the Bobcats won the MAC title and earned a berth in the 2015 NCAA Championship. **SIGNED BY:** Junie Melendez (CLE)

YEAR	CLUB	AVG	G	AB	R	H	TB	2B	3B	HR	RBI	SH	SF	HP	BB	SO	SB	CS	OBP	SLG	OPS	E
2016	Mahoning Valley	.307	38	137	21	42	56	9	1	1	15	0	2	2	8	17	4	0	.349	.409	.758	1
2017	Lake County	.361	55	202	37	73	107	18	2	4	25	0	3	4	23	35	18	1	.431	.530	.961	2
2018	Lynchburg	.563	5	16	8	9	11	2	0	0	3	0	0	0	4	2	2	0	.650	.688	1.338	0
2018	Lynchburg	.275	119	461	73	127	189	28	5	8	52	2	4	4	41	97	18	8	.337	.410	.747	5
2019	Akron	.248	90	327	43	81	121	17	4	5	29	2	1	5	30	73	11	2	.320	.370	.690	3
2020																						
2021	Biloxi	.308	75	263	47	81	137	15	4	11	36	1	2	4	23	56	18	2	.370	.521	.891	4
	Nashville	.182	20	55	10	10	16	1	1	1	4	0	0	0	4	21	4	0	.237	.291	.528	0
MINORS TOTALS		.290	402	1461	239	423	637	90	17	30	164	5	12	19	133	301	75	13	.354	.436	.790	15

LUIS, ANDY — INF **2022 UPDATED STATS — MILB.COM**

OD AGE: 19 **HT:** 6'0" **WT:** 150 **BATS:** L **THROWS:** R **BORN:** 1/14/03 San Pedro de Macoris, DOM
OBTAINED: Signed as a non-drafted free agent, Aug. 13, 2019.

CAREER NOTES: **SIGNED BY:** Virgilio De Leon

YEAR	CLUB	AVG	G	AB	R	H	TB	2B	3B	HR	RBI	SH	SF	HP	BB	SO	SB	CS	OBP	SLG	OPS	E
2019																						
2020																						
2021	DSL Nationals	.122	35	82	16	10	18	1	2	1	5	0	0	6	10	40	3	3	.265	.220	.485	6
MINORS TOTALS		.122	35	82	16	10	18	1	2	1	5	0	0	6	10	40	3	3	.265	.220	.485	6



MANOAH JR. ERIK — RHP **2022 UPDATED STATS - MILB.COM**

OD AGE: 26 **HT:** 6'2" **WT:** 190 **BATS:** R **THROWS:** R **BORN:** 12/22/95 Miami, Fla. **SCHOOL:** South Dade (Fla.) High School
OBTAINED: Signed as a Minor League free agent, Dec. 16, 2021.
CAREER NOTES: **SIGNED BY:** Casey Aranguren (NYM)

YEAR	CLUB	W	L	ERA	G	GS	CG	SHO	SV	IP	H	R	ER	HR	HB	BB	SO	SO/9	WP	BK	BAA
2014	GCL Mets	3	0	2.63	8	3	0	0	0	24.0	20	8	7	0	4	10	18	6.8	0	1	.238
2015	Brooklyn Kingsport	0	1	10.50	1	1	0	0	0	6.0	8	7	7	0	1	3	7	10.5	0	0	.308
2016	Burlington	1	4	5.34	13	9	0	0	3	59.0	56	43	35	7	9	28	51	7.8	1	3	.255
2017	Brooklyn	0	1	6.00	1	1	0	0	0	3.0	5	2	2	0	1	2	3	9.0	0	0	.385
2017	Inland Empire	5	5	5.37	13	12	0	0	0	62.0	71	40	37	4	4	27	63	9.1	7	1	.291
2017	Inland Empire	1	2	9.75	3	3	0	0	0	12.0	17	13	13	1	3	7	9	6.8	2	1	.347
2018	Burlington	5	8	3.81	23	20	0	0	0	104.0	88	53	44	8	7	56	84	7.3	11	8	.231
2018	Inland Empire	2	12	7.29	25	25	0	0	0	103.2	119	87	84	19	13	64	99	8.6	9	0	.292
2019	Inland Empire	1	1	11.70	8	0	0	0	0	10.0	14	13	13	2	0	8	13	11.7	2	0	.326
2020										DID NOT PITCH											
2021	Cedar Rapids	1	2	1.86	12	0	0	0	1	19.2	14	7	4	1	5	4	27	12.6	1	1	.200
	Fort Myers	0	1	1.00	6	0	0	0	2	9.0	4	2	1	0	1	2	15	15.0	2	0	.125
	Wichita	1	1	4.61	11	0	0	0	1	13.2	9	7	7	2	0	8	18	11.9	4	0	.180
MINORS TOTALS		20	38	5.37	124	74	0	0	7	427.2	425	282	254	44	48	219	407	8.6	39	15	.262

MARINCONZ. KYLE — INF **2022 UPDATED STATS - MILB.COM**

OD AGE: 25 **HT:** 5'10" **WT:** 185 **BATS:** L **THROWS:** R **BORN:** 5/24/96 San Jose, Calif. **SCHOOL:** Cal Poly San Luis Obispo
OBTAINED: Selected in the 24th round of the 2018 First-Year Player Draft.

CAREER NOTES: **2019:** Reached base safely in 14 straight games on two separate occasions (May 8-26 and July 5-20)...Ranked among Hagerstown batters in doubles (T2nd, 20), RBI (3rd, 39), walks (3rd, 45) and runs scored (3rd, 58). **2018:** Began the season with the GCL Nationals before being promoted to short-season Single-A Auburn, hitting .283 (47-for-166) between the two clubs...Was named a New York-Penn League mid-season All-Star. **COLLEGE:** Posted the best numbers of his career in his 2018 junior season, hitting .305 (69-for-226) with 14 doubles, two triples, four home runs and 30 RBI and was named Big West Conference All-Conference Team as a result. **SIGNED BY:** Steve Leavitt

YEAR	CLUB	AVG	G	AB	R	H	TB	2B	3B	HR	RBI	SH	SF	HP	BB	SO	SB	CS	OBP	SLG	OPS	E
2018	GCL Nationals	.250	2	4	0	1	1	0	0	0	0	0	0	0	1	0	0	0	.250	.250	.500	0
	Auburn	.284	45	162	20	46	58	5	2	1	19	0	0	0	18	5	5	1	.356	.358	.714	2
2019	Hagerstown	.247	106	372	58	92	131	20	2	5	39	3	3	6	45	76	13	6	.336	.352	.688	11
	Potomac	.174	7	23	2	4	4	0	0	0	2	0	0	1	0	6	0	0	.208	.174	.382	2
2020										DID NOT PITCH												
2021	Wilmington	.226	29	106	12	24	32	2	0	2	11	0	1	3	12	19	4	4	.320	.302	.622	0
	Harrisburg	.150	13	40	4	6	8	2	0	0	2	0	0	2	2	11	1	0	.227	.200	.427	1
MINORS TOTALS		.245	202	707	96	173	234	29	4	8	73	3	4	12	77	157	23	11	.328	.331	.658	16

MARIOT, MICHAEL — RHP 2022 UPDATED STATS - MILB.COM

OD AGE: 33 **HT:** 6'0" **WT:** 190 **BATS:** R **THROWS:** R **BORN:** 10/20/88 West Hills, Calif. **SCHOOL:** University of Nebraska
OBTAINED: Signed as a Minor League free agent, March 8, 2022.

CAREER NOTES: 2021: Started the season with Cleburne in the American Association...Started three games going 2-0 with a 1.00 ERA (2 ER/18.0 IP)...Signed with Cincinnati on June 9 and made first appearance with Triple-A Louisville on June 12...Earned first win on July 6...Pitched to a 6-5 record with a 4.02 ERA (46 ER/103.0 IP). 2020: Did not pitch. 2019: Began the season with Sugar Land in the Atlantic League making five starts and appearing in eight games...Posted a 3.00 ERA (12 ER/36.0 IP)...Pitched in six games, making five starts with Toros de Tijuana in the Mexican League from June 9-July 14...Started in two more games for Tecolotes de los Dos Laredos between Aug. 1-7. 2018: Began the season with San Diego, pitching in 10 games with Triple-A El Paso...Returned to Kansas City as a free agent and pitched in 25 games between Triple-A Omaha and Double-A Northwest Arkansas...Joined Sugar Land in the Atlantic League on Aug. 25, starting four games and pitching to a 1.93 ERA (3 ER/14.0 IP). 2017: Spent the entire season with Triple-A Lehigh Valley and posted a 7-2 record in 45 relief appearances...Owned a 4.42 ERA (28 ER/57.0 IP) and converted two of three save opportunities...Had a career high seven wins and made the second-most appearances in a single season in his career. 2016: Made a career-high 25 appearances at the Major League level for Philadelphia...Split the season between Philadelphia, Low-A Clearwater, Double-A Reading and Triple-A Lehigh Valley, appearing in 32 minor league games...Recalled on Aug. 3 and made his PHI debut that same day...Collected his 2nd career Major League win on Aug. 18 vs. Los Angeles (NL) and notched his first career save on Sept. 20 vs. Chicago (AL). 2015: Played most of the season for Triple-A Omaha and made two appearances for the Royals...for Omaha, went 4-2 in 42 appearances and converted eight of 10 save opportunities...Made a pair of appearances for Kansas City over two separate Major League stints...Had an 18.2-inning scoreless streak for Omaha from May 21-July 11 (12 games). 2014: Entered the season rated as the No. 15 prospect in Kansas City's system by *Baseball America*...Appeared in 17 games for Kansas City over two separate Major League stints and 14 games for Triple-A Omaha...Posted a 6.48 ERA (18 ER/25.0 IP) for the Royals and a 4.95 ERA (11 ER/20.0 IP) for Omaha...Began the season with Omaha and made one appearance before being recalled on April 7...Made his Major League debut on April 11 at MIN and earned his first Major League win on June 27 vs. Los Angeles (AL). 2013: Spent the entire season with Triple-A Omaha and posted a 4-5 record, converting 11 of 14 save opportunities, with a 4-5 record and a 3.56 ERA (24 ER/60.2 IP) in 67 appearances (one start)...His 47 appearances tied for the most on the club and led the team with 11 saves...Did not allow an earned run over his final 14 regular season appearances (21.0 IP). 2012: Split the season between Double-A Northwest Arkansas and Triple-A Omaha, combining for a 6-3 record and a 3.33 ERA (45 ER/121.2 IP)...Spent majority of the season with Northwest Arkansas and was named the club's Pitcher of the Year. 2011: Spent the entire season with High-A Wilmington...Over 28 appearances (nine starts), went 8-4 with a 3.41 ERA (38 ER/100.1 IP)...Named a Carolina League Mid-Season All-Star. 2010: Made his professional debut for Rookie-Idaho Falls and appeared in 15 games (seven starts)...Went 2-2 with a 3.54 ERA (22 ER/56.0 IP). **College:** Pitched for three seasons at University of Nebraska posting a 10-8 overall record with a 5.63 ERA...Pitched college career-high 95.2 innings his senior year. **SIGNED BY:** Steve Gossett (KCR)

YEAR	CLUB	W	L	ERA	G	GS	CG	SHO	SV	IP	H	R	ER	HR	HB	BB	SO	SO/9	WP	BK	BAA
2010	Idaho Falls	2	2	3.54	15	7	0	0	0	56.0	50	29	22	4	3	16	64	10.3	5	0	.237
2011	Wilmington	8	4	3.41	28	9	0	0	5	100.1	99	47	38	7	2	21	80	7.2	9	0	.248
2012	Omaha	0	0	2.25	2	0	0	0	0	8.0	6	2	2	0	0	3	3.4	0	0	0	.214
	NW Arkansas	6	3	3.40	31	14	0	0	1	113.2	111	48	43	12	4	30	81	6.4	8	0	.258
2013	Omaha	4	5	3.56	47	1	0	0	11	60.2	59	31	24	4	2	25	66	9.8	7	0	.258
2014	Omaha	2	1	4.95	14	0	0	0	2	20.0	19	11	11	2	0	7	25	11.3	2	0	.238
	Kansas City	1	0	6.48	17	0	0	0	0	25.0	31	21	18	2	0	12	21	7.6	5	1	.298
2015	Omaha	4	2	2.32	42	0	0	0	8	62.0	52	23	16	3	3	16	72	10.5	6	0	1.10
	Kansas City	0	0	3.00	2	0	0	0	0	3.0	2	1	1	0	2	1	3.0	0	0	0	.200
2016	Lehigh Valley	1	2	2.23	26	0	0	0	1	32.1	16	8	8	3	1	13	24	6.7	1	0	1.50
	Reading	0	0	4.50	3	0	0	0	0	4.0	6	2	2	1	0	1	4	9.0	0	0	3.53
	Clearwater	0	1	14.54	3	2	0	0	0	4.1	7	7	7	2	0	2	4	8.3	0	0	3.89
	Philadelphia	1	0	5.82	25	0	0	0	2	21.2	18	14	14	5	0	14	23	9.6	2	0	.222
2017	Lehigh Valley	7	2	4.42	45	0	0	0	2	57.0	56	32	28	5	1	21	63	9.9	5	1	2.57
2018	El Paso	0	1	12.15	10	1	0	0	1	13.1	23	18	18	5	1	7	14	9.5	1	0	3.77
	Omaha	1	2	3.81	18	2	0	0	2	28.1	23	12	12	3	0	7	31	9.8	4	0	2.19
	NW Arkansas	1	0	0.96	7	0	0	0	1	9.1	4	1	1	0	0	0	11	10.6	0	0	1.25
	Sugar Land (IND)	0	0	1.93	4	4	0	0	0	14.0	13	3	3	0	1	5	8	5.1	0	0	2.50
2019	Tijuana (MX)	4	1	4.56	6	5	0	0	0	23.2	25	19	12	2	3	10	25	9.5	1	0	2.60
	Dos Laredos (MX)	1	1	9.00	2	2	0	0	0	9.0	12	9	9	3	0	6	9	9.0	1	0	3.33
	Sugar Land (IND)	3	0	3.00	8	5	0	0	0	36.0	34	17	12	3	0	11	40	10.0	0	0	.245
2020										DID NOT PITCH											
2021	Louisville	6	5	4.02	19	18	0	0	0	103.0	96	47	46	15	4	31	83	7.3	3	0	2.45
	Cleburne (IND)	2	0	1.00	3	3	0	0	0	18.0	12	2	2	1	3	2	17	8.5	4	0	1.88
MINORS TOTALS		42	30	3.73	310	54	0	0	34	670.0	627	318	278	66	21	200	625	8.4	51	1	2.67
MLB TOTALS		2	0	5.98	44	0	0	0	2	49.2	51	36	33	8	0	28	45	8.2	7	1	.242
MEXICAN LG. TOTALS		5	2	5.87	8	7	0	0	0	32.2	37	28	21	5	3	16	34	9.5	2	0	.297
INDEPENDENT TOTALS		5	0	2.25	15	12	0	0	0	68.0	59	22	17	4	4	18	65	8.6	4	0	.228

MARQUEZ, FRANKLIN — LHP 2022 UPDATED STATS - MILB.COM

OD AGE: 19 **HT:** 6'0" **WT:** 165 **BATS:** L **THROWS:** L **BORN:** 12/6/02 Puerto La Cruz, VEN
OBTAINED: Signed as a non-drafted free agent, July 2, 2019

CAREER NOTES: **SIGNED BY:** Salvador Donadelli

YEAR	CLUB	W	L	ERA	G	GS	CG	SHO	SV	IP	H	R	ER	HR	HB	BB	SO	SO/9	WP	BK	BAA
2019										DID NOT PITCH / Signed Late											
2020										DID NOT PITCH											
2021	FCL Nationals	3	0	4.02	10	0	0	0	0	15.2	15	7	7	3	2	4	18	10.3	0	0	.242
MINORS TOTALS		3	0	4.02	10	0	0	0	0	15.2	15	7	7	3	2	4	18	10.3	0	0	.242

MARQUEZ, JOSE — RHP 2022 UPDATED STATS - MILB.COM

OD AGE: 20 **HT:** 6'6" **WT:** 196 **BATS:** R **THROWS:** R **BORN:** 12/1/01 Cumana, VEN

OBTAINED: Signed as a non-drafted free agent, Dec. 26, 2018.

CAREER NOTES: **SIGNED BY:** Salvador Donadelli

YEAR	CLUB	W	L	ERA	G	GS	CG	SHO	SV	IP	H	R	ER	HR	HB	BB	SO	SO/9	WP	BK	BAA
2018										DID NOT PITCH / Signed Late											
2019	DSL Nationals	0	0	4.00	5	0	0	0	0	9.0	9	9	4	0	1	5	4	4.0	2	0	.243
2020										DID NOT PITCH											
2021										DID NOT PITCH / Injured											
MINORS TOTALS		0	0	4.00	5	0	0	0	0	9.0	9	9	4	0	1	5	4	4.0	2	0	.243

MARTE, DANIEL — OF 2022 UPDATED STATS - MILB.COM

OD AGE: 20 **HT:** 6'0" **WT:** 216 **BATS:** R **THROWS:** R **BORN:** 1/14/02 Sabana Grande de Palenque, DOM

OBTAINED: Signed as a non-drafted free agent, July 2, 2018.

CAREER NOTES: **2022:** Has the "Best Outfield Arm" in Washington's system, per *Baseball America*...Is also rated as the No. 24 prospect in the system by *Baseball America*.

2021: Entered the season rated by *Baseball America* as the No. 16 prospect and by MLB Pipeline.com as the No. 19 prospect in Washington's Minor League system...Has the "Best Outfield Arm" in Washington's system, per *Baseball America*.

2020: Participated in Instructional League following the season. **2019:** Reached base safely in 17 straight games from July 31-Aug. 22, batting .397 (29-for-73) with two doubles, four triples, three home runs, and 14 RBI...His nine triples paced the DSL Nationals, while his five homers were tied with three others for the team lead. **SIGNED BY:** Virgilio De Leon

YEAR	CLUB	AVG	G	AB	R	H	TB	2B	3B	HR	RBI	SH	SF	HP	BB	SO	SB	CS	OBP	SLG	OPS	E	
2018																							
2019	DSL Nationals	.257	55	210	32	54	94	7	9	5	29	0	2	6	11	67	10	1	.310	.448	.758	10	
2020																							
2021	FCL Nationals	.204	45	137	22	28	43	4	1	3	20	1	0	10	24	59	10	5	.363	.314	.676	2	
MINORS TOTALS		.236	100	347	54	82	137	11	10	8	49	1	2	16	35	126	20	6	.333	.395	.727	12	

MARTIN, RUTILIOUS (RUDY) — OF 2022 UPDATED STATS - MILB.COM

OD AGE: 26 **HT:** 5'7" **WT:** 155 **BATS:** L **THROWS:** L **BORN:** 1/31/96 Memphis, Tenn. **SCHOOL:** Lewisburg (Miss.) High School

OBTAINED: Signed as a Minor League free agent, Jan. 31, 2022.

CAREER NOTES: **2021:** Hit .267 with 11 doubles, one triple, 11 homers, 51 RBI, 21 stolen bases, 52 walks and 54 runs scored in 89 games between Double-A Northwest Arkansas and Triple-A Omaha...His 21 stolen bases ranked 10th among Royals Minor Leaguers. **2019:** Ranked tied for eighth among Royals farmhands with 26 stolen bases...Named South Atlantic League Player of the Week for the period of Aug. 12-18. **2018:** Ranked tied for second in the Carolina League with 29 stolen bases, despite only playing in 75 games with the Blue Rocks. **2015:** Ranked among Arizona League leaders in on-base percentage (1st, .477), triples (11st), runs (11st), walks (11st), slugging percentage (2nd, .541) and batting average (4th) in his pro debut...Named Arizona League postseason All-Star. **HIGH SCHOOL:** Graduated from Lewisburg High School...Won 4A State Championship as a junior...Was selected in the 25th round of the 2014 First-Year Player Draft. **SIGNED BY:** Travis Ezi (KC)

YEAR	CLUB	AVG	G	AB	R	H	TB	2B	3B	HR	RBI	SH	SF	HP	BB	SO	SB	CS	OBP	SLG	OPS	E
2015	AZL Royals	.338	40	133	41	45	72	6	9	1	11	1	2	3	34	28	14	3	.477	.541	1.018	3
	Idaho Falls	.167	2	6	1	1	1	0	0	0	0	0	0	0	1	3	2	0	.286	.167	.452	0
2016	AZL Royals	.313	5	16	0	5	7	0	1	0	2	0	0	0	1	6	1	1	.353	.438	.790	0
	Idaho Falls	.244	41	156	30	38	51	5	1	2	14	5	0	6	17	51	19	3	.341	.327	.668	4
2017	Lexington	.277	37	119	25	33	48	7	1	2	19	4	1	1	16	37	26	4	.365	.403	.768	4
2018	Idaho Falls	.265	9	34	9	9	19	2	1	2	9	2	2	0	6	11	0	0	.357	.559	.916	1
	NW Arkansas	.000	1	1	0	0	0	0	0	0	0	0	0	0	1	0	0	0	.000	.000	.000	0
	Wilmington	.232	75	259	42	60	93	13	4	4	37	10	0	6	39	93	29	6	.345	.359	.704	1
2019	Lexington	.213	26	89	8	19	34	4	1	3	12	2	0	1	5	35	4	4	.263	.382	.645	2
	Omaha	.214	12	42	7	9	17	2	0	2	4	1	0	1	3	12	6	1	.283	.405	.687	1
	Wilmington	.164	62	183	19	30	38	3	1	1	7	5	0	3	19	68	16	5	.254	.208	.461	4
2020																						
2021	NW Arkansas	.318	43	129	31	41	63	7	0	5	31	5	0	3	28	38	10	4	.450	.488	.938	3
	Omaha	.223	46	148	23	33	57	4	1	6	20	2	1	1	24	60	11	0	.333	.385	.718	3
MINORS TOTALS		.246	399	1315	236	323	500	53	20	28	166	38	6	25	193	443	138	31	.352	.380	.732	26

MARTINA, JUNIOR — INF 2022 UPDATED STATS - MILB.COM

OD AGE: 24 **HT:** 6'0" **WT:** 190 **BATS:** R **THROWS:** R **BORN:** 12/12/97 Willemstad, Curaçao **SCHOOL:** Western Oklahoma State College

OBTAINED: Selected in the 16th round of the 2019 First-Year Player Draft.

CAREER NOTES: **2021:** Ranked third among qualified Nationals with a .269 batting average. **2020:** Participated in Instructional League following the season. **2019:** Hit .338 (46-for-136) with six doubles, three triples, four home runs, 20 RBI and 33 runs scored in 39 games with the GCL Nationals...Promoted to short-season Single-A Auburn on Aug. 29. **COLLEGE:** Hit .339 (83-for-208) with nine doubles, three triple, 14 home runs, 51 RBI, 19 steals and 70 runs scored...As a freshman, hit .397 (69-for-174) with 15 doubles, one triple, 12 home runs, 54 RBI, six steals and 72 runs scored. **SIGNED BY:** Jerad Head

YEAR	CLUB	AVG	G	AB	R	H	TB	2B	3B	HR	RBI	SH	SF	HP	BB	SO	SB	CS	OBP	SLG	OPS	E
2019	GCL Nationals	.338	39	136	33	46	70	6	3	4	20	0	0	11	20	28	4	2	.461	.515	.976	12
	Auburn	.176	4	17	3	3	3	0	0	0	3	0	0	0	1	5	0	1	.222	.176	.399	1
2020																						
2021	Fredericksburg	.269	80	301	35	81	103	13	0	3	36	0	0	5	18	82	4	3	.321	.342	.663	14
	Wilmington	.231	7	26	3	6	8	2	0	0	2	0	1	0	1	5	0	0	.250	.308	.558	0
MINORS TOTALS		.283	130	480	74	136	184	21	3	7	61	0	1	16	40	120	8	6	.358	.383	.741	27

MARTINEZ, DAWRY — INF 2022 UPDATED STATS - MILB.COM

OD AGE: 19 **HT:** 5'11" **WT:** 160 **BATS:** S **THROWS:** R **BORN:** 10/12/02 Santo Domingo, DOM

OBTAINED: Signed as a non-drafted free agent, July 2, 2019.

CAREER NOTES: **SIGNED BY:** Fausto Severino

YEAR	CLUB	AVG	G	AB	R	H	TB	2B	3B	HR	RBI	SH	SF	HP	BB	SO	SB	CS	OBP	SLG	OPS	E
2019																						
2020																						
2021	DSL Nationals	.130	34	77	5	10	13	1	1	0	4	0	1	2	10	27	6	1	.244	.169	.413	3
MINORS TOTALS		.130	34	77	5	10	13	1	1	0	4	0	1	2	10	27	6	1	.244	.169	.413	3

MATOS, WILFRIDO — INF 2022 UPDATED STATS - MILB.COM

OD AGE: 21 **HT:** 5'11" **WT:** 160 **BATS:** R **THROWS:** R **BORN:** 9/28/00 Jimani, DOM

OBTAINED: Signed as a non-drafted free agent, July 2, 2017.

CAREER NOTES: **SIGNED BY:** Modesto Ulloa

YEAR	CLUB	AVG	G	AB	R	H	TB	2B	3B	HR	RBI	SH	SF	HP	BB	SO	SB	CS	OBP	SLG	OPS	E
2017																						
2018	DSL Nationals	.243	45	173	27	42	57	2	5	1	20	1	0	4	5	29	3	4	.280	.329	.610	14
	GCL Nationals	.195	11	41	5	8	8	0	0	0	3	1	1	0	2	12	0	0	.227	.195	.422	4
2019	GCL Nationals	.204	30	93	10	19	28	6	0	1	17	0	0	3	12	18	6	3	.315	.301	.616	7
2020																						
2021	FCL Nationals	.143	11	21	4	3	3	0	0	0	1	0	0	2	9	9	5	1	.438	.143	.580	2
MINORS TOTALS		.220	97	328	46	72	96	8	5	2	41	2	1	9	28	68	14	8	.298	.293	.590	27

MÉNDEZ, RICARDO — OF 2022 UPDATED STATS - MILB.COM

OD AGE: 22 **HT:** 6'0" **WT:** 185 **BATS:** L **THROWS:** L **BORN:** 1/24/00 Barcelona, VEN

OBTAINED: Signed as a non-drafted free agent, July 2, 2016.

CAREER NOTES: **2022:** Enters the season as Washington's No. 26 prospect per MLB Pipeline.com. **2021:** Ranked among Nationals Minor Leaguers in doubles (3rd, 27), triples (3rd, 4), extra-base hits (5th, 36), RBI (15th, 52), hits (6th, 94), runs scored (8th, 51) and stolen bases (T8th, 11)...His .287 batting average would have ranked third, but he fell just short of qualifying to be among leaders...Named an MLB.com Organization All-Star following the season. **2020:** Participated in Instructional League following the season. **2019:** Started the season playing 23 games for Single-A Hagerstown...Assigned to short-season Single-A Auburn on June 17 and played 38 games for the Doubledays...Reached base safely in 10 straight games from Aug. 15-27, batting .324 (11-for-34) with three doubles, a home run, two RBI, five walks and seven runs scored. **SIGNED BY:** Salvador Donadelli

YEAR	CLUB	AVG	G	AB	R	H	TB	2B	3B	HR	RBI	SH	SF	HP	BB	SO	SB	CS	OBP	SLG	OPS	E
2016																						
2017	GCL Nationals	.252	44	151	20	38	51	6	2	1	19	4	0	2	13	43	7	3	.319	.338	.657	2
2018	Auburn	.198	54	172	28	34	43	4	1	1	18	2	1	1	17	41	8	4	.272	.250	.522	2
2019	Hagerstown	.194	23	72	11	14	17	1	1	0	5	0	0	1	8	20	5	0	.284	.236	.520	2
	Auburn	.264	38	129	21	34	41	4	0	1	8	0	2	2	16	25	5	8	.349	.318	.667	4
2020																						
2021	Fredericksburg	.289	60	225	32	65	96	16	3	3	34	3	3	2	22	65	9	3	.353	.427	.780	2
	Wilmington	.284	25	102	19	29	48	11	1	2	18	1	1	0	6	29	2	3	.321	.471	.792	2
MINORS TOTALS		.251	244	851	131	214	296	42	8	8	102	10	7	8	82	223	36	21	.321	.348	.669	14

MENDOZA, DREW — 1B 2022 UPDATED STATS - MILB.COM

OD AGE: 24 **HT:** 6'5" **WT:** 225 **BATS:** L **THROWS:** R **BORN:** 10/10/97 Ocoee, Fla.

SCHOOL: Florida State University

OBTAINED: Selected in the third round of the 2019 First-Year Player Draft.

CAREER NOTES: **2021:** Hit .206 with 13 doubles, nine homers, 41 RBI, 47 walks, six stolen bases and 50 runs scored in 104 games between Double-A Harrisburg and High-A Wilmington...Entered the season rated as the No. 9 prospect by MLB Pipeline.com and the No. 12 prospect by *Baseball America* in Washington's Minor League system...Has the "Best Strike-Zone Discipline" in Washington's system, per *Baseball America*. **2020:** Was a member of the 60-Player Pool...Spent the entire season at the Alternate Training Site (Fredericksburg)...Participated in Instructional League following the season...Entered the season rated as the No. 6 prospect in Washington's system by *Baseball America* and the No. 7 prospect by MLB Pipeline.com...Has the "Best Strike-Zone Discipline" in Washington's system, per *Baseball America*. **2019:** Assigned to Single-A Hagerstown following the 2019 First-Year Player Draft...In 55 games played, ranked in the top 10 among Hagerstown batters in doubles (15th, 12), home runs (17th, 4), walks (6th, 34), total bases (18th, 77), RBI (9th, 25), extra-base hits (9th, 16), runs (9th, 23), hits (10th, 53) and stolen bases (10th, 3). **COLLEGE:** Hit .320 (66-for-206) with 12 doubles, two triples, 16 home runs, 55 RBI, 65 walks and 59 runs scored during his junior season at Florida State...Earned First-team All-ACC honors after leading the conference in walks, on-base percentage (.482) and ranking 10th in slugging percentage (.631)...His 65 walks ranked third in all of NCAA Division 1...Entered the 2019 First-Year Player Draft rated by MLB Pipeline.com as the No. 55 draft prospect and by *Baseball America* as the No. 75 draft prospect. **SIGNED BY:** Alan Marr

YEAR	CLUB	AVG	G	AB	R	H	TB	2B	3B	HR	RBI	SH	SF	HP	BB	SO	SB	CS	OBP	SLG	OPS	E
2019	Hagerstown	.264	55	201	23	53	77	12	0	4	25	0	1	3	34	57	3	0	.377	.383	.760	5
2020	Fredericksburg																					
2021	Harrisburg	.160	34	106	12	17	35	6	0	4	11	0	1	2	15	45	1	0	.274	.330	.604	5
	Wilmington	.225	70	253	38	57	79	7	0	5	30	0	2	10	32	80	5	2	.333	.312	.646	12
MINORS TOTALS		.227	159	560	73	127	191	25	0	13	66	0	4	15	81	182	9	2	.338	.341	.679	22

MENESES, JOEY — 1B/OF

2022 UPDATED STATS - MILB.COM

OD AGE: 29 **HT:** 6'3" **WT:** 220 **BATS:** R **THROWS:** R **BORN:** 5/6/92 Culiacan, MEX

OBTAINED: Signed as a Minor League free agent, Jan. 7, 2022.

CAREER NOTES: 2021: Combined to hit .284 with 31 doubles, five triples, 15 homers, 70 RBI, 25 walks and 45 runs scored in 88 games between Double-A Portland and Triple-A Worcester...Ranked in Boston's Minor League system in extra base hits (3rd, 49), doubles (3rd, 31) and RBI (7th, 70). **2020:** Did not play. **2018:** Named International League MVP, Rookie of the Year and All-Star...Was a three-time International League Player of the Week (May 5, May 20, Aug. 5). **2017:** Named Southern League All-Star (mid-season) and an Organization All-Star by MiLB.com. **2016:** Carolina League Player of the Week (June 12). **2014:** Named an Organization All-Star by MiLB.com. **2011:** Originally signed by Atlanta as a non-drafted free agent, May 9, 2011. **SIGNED BY:** Manuel Samaniego (ATL)

YEAR	CLUB	AVG	G	AB	R	H	TB	2B	3B	HR	RBI	SH	SF	HP	BB	SO	SB	CS	OBP	SLG	OPS	E
2011	DSL Braves	.206	19	63	5	13	13	0	0	4	0	0	0	7	14	0	0	.286	.206	.492	0	
2012	GCL Braves	.303	41	145	13	44	59	5	5	0	14	0	2	3	9	29	2	4	.352	.407	.759	1
2013	Rome	.257	108	381	36	98	133	21	4	2	40	1	3	1	28	97	1	5	.308	.349	.657	5
2014	GCL Braves	.357	4	14	3	5	7	2	0	0	4	0	0	0	0	0	0	.357	.500	.857	0	
	Rome	.283	58	212	30	60	105	15	3	8	29	1	1	2	22	48	2	1	.354	.495	.850	6
2015	Carolina	.239	113	394	32	94	129	18	4	3	41	0	4	3	32	80	2	2	.298	.327	.625	6
2016	Carolina	.342	66	243	31	83	119	19	1	5	31	0	1	1	24	38	2	1	.401	.490	.891	5
	Mississippi	.234	63	222	16	52	73	9	3	2	15	1	0	2	15	40	0	0	.289	.329	.618	1
2017	Mississippi	.292	108	360	44	105	145	13	0	9	45	1	1	1	38	81	0	0	.360	.403	.763	7
2018	Lehigh Valley	.311	130	492	75	153	251	27	1	23	82	0	4	0	40	110	0	0	.360	.510	.870	3
2019	Orix (Japan)	.206	29	102	7	21	37	4	0	4	14	0	3	0	13	28	0	1	.288	.363	.651	1
2020																						
	Portland	.303	50	188	31	57	111	22	1	10	43	0	4	3	12	35	0	1	.348	.590	.938	1
	Worcester	.260	38	146	14	38	66	9	2	5	27	0	3	0	13	39	0	0	.315	.452	.767	1
MINORS TOTALS		.280	798	2860	330	802	1211	160	24	67	375	4	23	16	240	611	9	14	.337	.423	.760	36
JAPAN LG. TOTALS		.206	29	102	7	21	37	4	0	4	14	0	3	0	13	28	0	1	.288	.363	.651	1

MERCEDES, JOSE — RHP

2022 UPDATED STATS - MILB.COM

OD AGE: 21 **HT:** 6'5" **WT:** 178 **BATS:** R **THROWS:** R **BORN:** 6/2/00 La Romana, DOM

OBTAINED: Signed as a non-drafted free agent, July 2, 2018.

CAREER NOTES: **SIGNED BY:** Modesto Ulloa

YEAR	CLUB	W	L	ERA	G	GS	CG	SHO	SV	IP	H	R	ER	HR	HB	BB	SO	SO/9	WP	BK	BAA	
2018																						
	DSL Nationals	0	5	5.11	13	9	0	0	1	49.1	49	36	28	1	10	34	36	6.6	14	1	.272	
2020																						
	FCL Nationals	0	2	11.20	11	1	0	0	1	13.2	14	19	17	1	3	16	12	7.9	7	0	.259	
MINORS TOTALS		0	7	6.43	24	10	0	0	2	63.0	63	55	45	2	13	50	48	6.9	21	1	.269	

MEREGILDO, OMAR — INF

2022 UPDATED STATS - MILB.COM

OD AGE: 24 **HT:** 6'1" **WT:** 185 **BATS:** R **THROWS:** R **BORN:** 8/18/97 Santo Domingo, DOM

OBTAINED: Signed as a non-drafted free agent, Aug. 12, 2014.

CAREER NOTES: 2019: Started the season at Single-A Hagerstown before being promoted to Single-A Potomac on May 30...Set career highs with 64 hits, 37 RBI and 39 runs scored...Matched a career high with eight home runs. **2018:** Ranked second on the club with seven home runs. **SIGNED BY:** Modesto Ulloa

YEAR	CLUB	AVG	G	AB	R	H	TB	2B	3B	HR	RBI	SH	SF	HP	BB	SO	SB	CS	OBP	SLG	OPS	E	
2014																							
	DSL Nationals	.202	65	228	31	46	81	24	1	3	25	1	7	11	32	81	4	2	.320	.355	.675	16	
2016	GCL Nationals	.149	28	74	7	11	12	1	0	0	4	0	1	0	6	16	2	1	.210	.162	.372	8	
2017	Auburn	.214	55	210	26	45	78	7	1	8	18	1	0	3	12	70	0	1	.267	.371	.638	19	
2018	Hagerstown	.268	65	228	23	61	101	19	0	7	34	0	4	3	19	70	0	0	.327	.443	.770	8	
2019	Hagerstown	.234	29	94	13	22	38	7	0	3	14	0	2	1	18	35	0	0	.357	.404	.761	3	
	Potomac	.228	60	184	26	42	70	11	1	5	23	1	0	3	24	59	0	1	.327	.380	.707	11	
2020																							
	Wilmington	.234	84	290	45	68	127	11	0	16	48	0	2	8	36	109	2	1	.333	.438	.771	10	
	Harrisburg	.167	5	18	0	3	4	1	0	0	0	0	0	0	5	0	1	.167	.222	.389	1		
MINORS TOTALS		.225	391	1326	171	298	511	81	3	42	166	3	16	29	147	445	8	7	.312	.385	.698	76	

MERRILL, MATT — RHP

2022 UPDATED STATS - MILB.COM

OD AGE: 23 **HT:** 6'4" **WT:** 226 **BATS:** R **THROWS:** R **BORN:** 6/11/98 Tulsa, Okla.

SCHOOL: University of Science and Arts of Okla.

OBTAINED: Signed as a Minor League free agent, Nov. 4, 2020.

CAREER NOTES: 2021: Went 2-1 with a 2.63 ERA (11 ER/37.2 IP) and a .214 opponents batting average in his last 13 games of the season...Posted a 2.60 ERA (8 ER/27.2 IP) in seven starts...Participated in Instructional League following the season. **COLLEGE:** In 2020, went 4-0 with a 1.67 ERA and 48 strikeouts in 27.0 innings pitched...In 2019, ranked second in the NAIA in strikeouts (129) and opp. AVG (.152)...In two seasons at USAO, went 15-3 with a 2.30 ERA and 177 strikeouts in 113.1 innings pitched...Was a two-time first-team All-Sooner Athletic Conference. **2017:** Was first drafted by the Houston Astros in the 37th round of the 2017 First-Year Player Draft...Reported to the GCL Astros...Was released in May 2018...He petitioned the NAIA and was reinstated to amateur status, pitching for USAO during the 2019 and 2020 baseball seasons. **SIGNED BY:** Jerad Head

YEAR	CLUB	W	L	ERA	G	GS	CG	SHO	SV	IP	H	R	ER	HR	HB	BB	SO	SO/9	WP	BK	BAA	
2017	GCL Astros	1	1	11.57	6	2	0	0	0	9.1	16	14	12	1	0	7	6	5.8	0	0	.381	
2018																						
2019																						
2020																						
	Fredericksburg	2	2	4.66	18	7	0	0	0	47.1	43	27	24	2	7	22	71	13.8	11	0	.242	
MINORS TOTALS		3	3	5.82	24	9	0	0	0	57.2	59	41	36	3	7	29	77	12.4	11	0	.268	

MOJICA, MISAEL — INF													2022 UPDATED STATS - MILB.COM									
OD AGE: 17 HT: 6'0" WT: 155 BATS: L THROWS: R BORN: 12/29/04 San Cristobal, DOM OBTAINED: Signed as a non-drafted free agent, Jan. 15, 2022. CAREER NOTES: SIGNED BY: Riki Vasquez																						
YEAR	CLUB	AVG	G	AB	R	H	TB	2B	3B	HR	RBI	SH	SF	HP	BB	SO	SB	CS	OBP	SLG	OPS	E
2021	DID NOT PLAY / Signed Late																					

MONTERO, RONNI — RHP													2022 UPDATED STATS - MILB.COM									
OD AGE: 20 HT: 6'3" WT: 190 BATS: R THROWS: R BORN: 11/2/01 Santo Domingo, DOM OBTAINED: Signed as a non-drafted free agent, May 4, 2019. CAREER NOTES: 2019: Was named a Dominican Summer League All-Star. SIGNED BY: Ricardo Vasquez																						
YEAR	CLUB	W	L	ERA	G	GS	CG	SHO	SV	IP	H	R	ER	HR	HB	BB	SO	SO/9	WP	BK	BAA	
2019	DSL Nationals	1	3	2.36	13	6	0	0	0	42.0	38	23	11	1	4	16	33	7.1	8	0	.235	
2020	DID NOT PITCH																					
2021	DSL Nationals	1	2	3.38	12	1	0	0	2	18.2	15	10	7	0	3	12	20	9.6	6	0	.205	
MINORS TOTALS		2	5	2.67	25	7	0	0	2	62.2	53	33	18	1	7	28	53	7.6	14	0	.226	

MOORE, DAVIS — RHP													2022 UPDATED STATS - MILB.COM									
OD AGE: 24 HT: 6'4" WT: 220 BATS: R THROWS: R BORN: 3/4/98 Rancho Cucamonga, Calif. SCHOOL: Fresno State University (Calif.) OBTAINED: Selected in the 15th round of the 2019 First-Year Player Draft. CAREER NOTES: 2021: Struck out 70 batters in 49.0 innings pitched (12.9 SO/9.0 IP) in 33 games between Low-A Fredericksburg and High-A Wilmington. 2019: Played one game for the GCL Nationals following the 2019 First-Year Player Draft before being assigned to short-season Single-A Auburn on July 2. COLLEGE: Made 16 appearances (15 starts) in his junior season, going 10-1 with a 3.91 ERA (39 ER/89.2 IP) with 91 strikeouts...Made seven starts in 17 games as a sophomore, tied for fourth-most on the team. HIGH SCHOOL: A 2016 graduate of Los Osos High School in Rancho Cucamonga, Calif., he was selected a Rawlings-Perfect Game Honorable Mention All-American and named to the California-All-Region Second Team. SIGNED BY: Bryan Byrne																						
YEAR	CLUB	W	L	ERA	G	GS	CG	SHO	SV	IP	H	R	ER	HR	HB	BB	SO	SO/9	WP	BK	BAA	
2019	GCL Nationals	0	0	18.00	1	0	0	0	0	1.0	2	2	2	0	0	1	2	18.00	0	0	.333	
	Auburn	0	1	6.00	10	0	0	0	0	12.0	12	9	8	0	1	9	11	8.3	5	0	.279	
2020	DID NOT PITCH																					
2021	Fredericksburg	3	1	3.58	18	0	0	0	2	27.2	19	19	11	1	4	15	41	13.3	4	0	.188	
	Wilmington	2	2	4.64	15	0	0	0	2	21.2	24	15	11	2	1	10	29	12.2	5	0	.279	
MINORS TOTALS		5	4	4.65	44	0	0	0	4	62.0	57	45	32	3	6	35	83	12.0	14	0	.242	

MORON, RAYNEL — RHP													2022 UPDATED STATS - MILB.COM									
OD AGE: 21 HT: 6'3" WT: 190 BATS: R THROWS: R BORN: 3/17/01 Azua, DOM OBTAINED: Signed as a non-drafted free agent, Sept. 22, 2020. CAREER NOTES: SIGNED BY: Pablo Arias																						
YEAR	CLUB	W	L	ERA	G	GS	CG	SHO	SV	IP	H	R	ER	HR	HB	BB	SO	SO/9	WP	BK	BAA	
2020	DID NOT PITCH																					
2021	DSL Nationals	2	3	4.30	10	9	0	0	0	44.0	52	23	21	0	8	9	45	9.2	6	1	.302	
MINORS TOTALS		2	3	4.30	10	9	0	0	0	44.0	52	23	21	0	8	9	45	9.2	6	1	.302	

MORENO, MIGUEL — RHP													2022 UPDATED STATS - MILB.COM									
OD AGE: 18 HT: 6'1" WT: 160 BATS: R THROWS: R BORN: 10/28/03 Higuey, DOM OBTAINED: Signed as a non-drafted free agent, Jan. 15, 2022. CAREER NOTES: SIGNED BY: Virgilio De Leon																						
YEAR	CLUB	W	L	ERA	G	GS	CG	SHO	SV	IP	H	R	ER	HR	HB	BB	SO	SO/9	WP	BK	BAA	
2021	DID NOT PITCH / Signed Late																					

MOTA, JORGELYS — SS													2022 UPDATED STATS - MILB.COM									
OD AGE: 16 HT: 6'3" WT: 170 BATS: R THROWS: R BORN: 6/3/05 Sabana Grande De Boya, DOM OBTAINED: Signed as a non-drafted free agent, Jan. 15, 2022. CAREER NOTES: SIGNED BY: Virgilio De Leon																						
YEAR	CLUB	AVG	G	AB	R	H	TB	2B	3B	HR	RBI	SH	SF	HP	BB	SO	SB	CS	OBP	SLG	OPS	E
2021	DID NOT PLAY / Signed Late																					

MURZI, IVAN — C													2022 UPDATED STATS - MILB.COM									
OD AGE: 20 HT: 6'0" WT: 200 BATS: R THROWS: R BORN: 5/28/01 Maracay, VEN OBTAINED: Signed as a non-drafted free agent, July 3, 2017. CAREER NOTES: 2020: Participated in Instructional League following the season. 2019: His five home runs for the DSL Nationals were tied for the team lead...Hit safely in a season-high nine straight games from July 9-27...Was promoted on Aug. 16, playing two games for the GCL Nationals. SIGNED BY: Eduardo Rosario																						
YEAR	CLUB	AVG	G	AB	R	H	TB	2B	3B	HR	RBI	SH	SF	HP	BB	SO	SB	CS	OBP	SLG	OPS	E
2017	DID NOT PLAY / Signed Late																					
2018	DSL Nationals	.180	33	89	13	16	22	6	0	0	4	1	0	8	12	35	3	2	.330	.247	.577	10
2019	DSL Nationals	.216	30	97	14	21	38	2	0	5	13	1	0	5	6	25	3	1	.296	.392	.688	5
	GCL Nationals	.400	2	5	2	2	2	0	0	0	1	0	0	1	1	2	0	0	.571	.400	.971	0
2020	DID NOT PLAY																					
2021	FCL Nationals	.176	16	34	7	6	9	0	0	1	2	0	0	2	13	16	1	0	.429	.265	.693	1
MINORS TOTALS		.200	81	225	36	45	71	8	0	6	20	2	0	16	32	78	7	3	.341	.316	.656	16

OGANDO, ADRIAN — RHP 2022 UPDATED STATS - MILB.COM

OD AGE: 18 **HT:** 6'2" **WT:** 190 **BATS:** R **THROWS:** R **BORN:** 11/20/03 Santo Domingo, DOM

OBTAINED: Signed as a non-drafted free agent, July 12, 2021.

CAREER NOTES: **SIGNED BY:** Bolivar Pelletier

YEAR	CLUB	W	L	ERA	G	GS	CG	SHO	SV	IP	H	R	ER	HR	HB	BB	SO	SO/9	WP	BK	BAA
2021	DSL Nationals	0	1	10.80	5	0	0	0	0	6.2	11	10	8	1	3	3	8	10.8	0	0	.379
MINORS TOTALS		0	1	10.80	5	0	0	0	0	6.2	11	10	8	1	3	3	8	10.8	0	0	.379

OTANEZ, JOHAN — RHP 2022 UPDATED STATS - MILB.COM

OD AGE: 20 **HT:** 6'1" **WT:** 199 **BATS:** R **THROWS:** R **BORN:** 2/19/02 Cotui, DOM

OBTAINED: Signed as a non-drafted free agent, Sept. 26, 2018.

CAREER NOTES: **2021:** Participated in Instructional League following the season. **SIGNED BY:** Carlos Ulloa

YEAR	CLUB	W	L	ERA	G	GS	CG	SHO	SV	IP	H	R	ER	HR	HB	BB	SO	SO/9	WP	BK	BAA
2018	DID NOT PITCH / Signed Late																				
2019	DSL Nationals	1	4	5.02	11	9	0	0	0	43.0	37	28	24	2	10	28	23	4.8	12	0	.234
2020	DID NOT PITCH																				
2021	FCL Nationals	2	1	5.89	11	3	0	0	0	18.2	16	17	12	0	5	21	23	11.3	7	0	.232
MINORS TOTALS		3	5	5.28	22	12	0	0	0	62.1	53	45	36	2	15	49	46	6.6	19	0	.233

PARKER, MITCHELL — LHP 2022 UPDATED STATS - MILB.COM

OD AGE: 22 **HT:** 6'4" **WT:** 225 **BATS:** L **THROWS:** L **BORN:** 9/27/99 Albuquerque, N.M. **SCHOOL:** San Jacinto College (Texas)

OBTAINED: Selected in the fifth round of the 2020 First-Year Player Draft.

CAREER NOTES: **2022:** Enters the season rated by *Baseball America* as Washington's No. 21 prospect and by MLB Pipeline.com as the No. 16 prospect. **2021:** Ranked second in Washington's system with 144 strikeouts and 12.7 SO/9.0 IP and sixth with 101.2 innings pitched...His 12.7 strikeouts per 9.0 innings ranked sixth in all of Minor League Baseball (min. 100.0 IP)...Named an MiLB.com Organization All-Star following the season. **2020:** Participated in Instructional League following the season. **COLLEGE:** Led NJCAA Division 1 with 64 strikeouts in 2020, his sophomore year at San Jacinto College...Went 5-0 with a 1.19 ERA (4 ER/30.1 IP). **SIGNED BY:** Brandon Larson.

YEAR	CLUB	W	L	ERA	G	GS	CG	SHO	SV	IP	H	R	ER	HR	HB	BB	SO	SO/9	WP	BK	BAA
2020	DID NOT PITCH																				
2021	Fredericksburg	3	7	4.08	12	10	0	0	0	58.1	47	33	26	8	3	21	85	13.3	8	0	.215
	Wilmington	1	5	5.89	11	11	0	0	0	45.1	56	34	29	4	3	17	59	12.0	5	0	.303
MINORS TOTALS		4	12	4.87	23	21	0	0	0	103.2	103	67	55	12	6	38	144	12.7	13	0	.255

PERGUEIRO, FRANCIS — RHP 2022 UPDATED STATS - MILB.COM

OD AGE: 26 **HT:** 6'2" **WT:** 170 **BATS:** R **THROWS:** R **BORN:** 10/4/95 Hato Mayor, DOM

OBTAINED: Signed as a non-drafted free agent, June 14, 2013.

CAREER NOTES: **2019:** Made 17 starts for Single-A Hagerstown, posting a 2.95 ERA (30 ER/91.2 IP) with 80 strikeouts against 19 walks...Was promoted to Single-A Potomac on July 22, making nine appearances (four starts) and pitching to a 3.28 ERA (9 ER/24.2 IP). **2018:** Ranked fifth in the New York-Penn League with a 2.93 ERA...His 1.00 WHIP was good for second in the league. **2016:** In his first domestic season, went 3-1 with a 3.42 ERA in 14 games (five starts) between short-season Single-A Auburn and the GCL Nationals...In five starts, went 3-0 with a 2.38 ERA (6 ER/22.2 IP)...Struck out 19 batters with just three walks (6.33 SO/BB). **2015:** Began his career as an infielder, hitting .223 with two doubles, one homer, 14 RBI, six walks, one stolen base and 14 runs scored in 41 games from 2013-14...Transitioned to the mound in 2015. **SIGNED BY:** Modesto Ulloa

YEAR	CLUB	W	L	ERA	G	GS	CG	SHO	SV	IP	H	R	ER	HR	HB	BB	SO	SO/9	WP	BK	BAA
2013	DID NOT PITCH																				
2014	DID NOT PITCH																				
2015	DSL Nationals	3	1	1.82	22	0	0	0	12	34.2	22	7	7	2	2	7	52	13.5	7	0	.177
2016	Auburn	0	1	6.14	6	0	0	0	0	14.2	22	15	10	2	2	1	18	11.0	0	1	.324
	GCL Nationals	3	0	2.20	8	5	0	0	1	32.2	31	12	8	2	1	5	34	9.4	4	0	.269
2017	DID NOT PITCH / Injured																				
2018	Auburn	5	3	2.93	14	13	0	0	0	67.2	54	22	22	7	4	14	46	6.1	6	1	.217
2019	Hagerstown	2	8	2.95	17	17	0	0	0	91.2	96	40	30	12	5	19	80	7.9	7	0	.264
	Potomac	1	1	3.28	9	4	0	0	0	24.2	24	10	9	4	0	0	24	8.8	2	0	.247
2020	DID NOT PITCH																				
2021	Wilmington	2	4	3.61	26	3	0	0	1	52.2	47	23	21	9	4	18	50	8.6	6	0	.237
	Harrisburg	1	0	4.50	2	0	0	0	0	2.0	3	1	1	0	1	0	2	9.0	0	0	.333
MINORS TOTALS		17	18	3.03	104	42	0	0	14	321.1	299	130	108	38	19	73	306	8.6	32	2	.242

PEÑA, BRYAN — LHP 2022 UPDATED STATS - MILB.COM

OD AGE: 22 **HT:** 6'1" **WT:** 175 **BATS:** L **THROWS:** L **BORN:** 1/10/00 Santo Domingo, DOM

OBTAINED: Signed as a non-drafted free agent, July 2, 2017.

CAREER NOTES: **SIGNED BY:** Modesto Ulloa

YEAR	CLUB	W	L	ERA	G	GS	CG	SHO	SV	IP	H	R	ER	HR	HB	BB	SO	SO/9	WP	BK	BAA
2017	DID NOT PITCH / Signed Late																				
2018	DSL Nationals	3	2	2.93	12	12	0	0	0	55.1	49	25	18	0	1	24	45	7.3	7	2	.239
2019	GCL Nationals	2	2	0.92	11	2	0	0	0	29.1	24	4	3	0	3	11	34	10.4	2	0	.231
2020	DID NOT PITCH																				
2021	Fredericksburg	1	3	6.50	30	4	0	0	0	74.1	75	59	53	13	9	47	70	8.6	7	0	.267
MINORS TOTALS		6	7	4.22	53	18	0	0	0	158.0	148	88	74	13	13	82	149	8.5	16	2	.251

PENA, MALVIN — RHP 2022 UPDATED STATS - MILB.COM

OD AGE: 24 **HT:** 6'2" **WT:** 180 **BATS:** R **THROWS:** R **BORN:** 6/24/97 Santo Domingo, DOM

OBTAINED: Signed as a non-drafted free agent, June 6, 2014.

CAREER NOTES: 2020: Entered the season rated as the No. 25 prospect in Washington's system by *Baseball America* and the No. 21 prospect by MLB Pipeline.com. 2019: Made a career-high 23 starts for Single-A Potomac...Struck out a career-high nine batters on April 14 at Winston-Salem...Entered the season rated as the No. 28 prospect in Washington's system by *Baseball America*. **SIGNED BY:** Modesto Ulloa

YEAR	CLUB	W	L	ERA	G	GS	CG	SHO	SV	IP	H	R	ER	HR	HB	BB	SO	SO/9	WP	BK	BAA
2014	DSL Nationals	1	1	5.46	13	3	0	0	0	29.2	37	23	18	2	1	11	21	6.4	5	1	.306
2015										DID NOT PITCH											
2016	DSL Nationals	0	2	11.37	2	2	0	0	0	6.1	6	9	8	0	0	7	5	7.1	0	0	.240
2017	Auburn	0	0	3.86	2	0	0	0	1	7.0	10	3	3	0	1	4	5	6.4	0	0	.357
	GCL Nationals	1	3	5.44	10	7	0	0	0	41.1	45	29	25	7	1	18	39	8.5	5	0	.274
2018	Auburn	3	0	1.80	4	4	0	0	0	20.0	20	5	4	0	0	3	20	9.0	2	1	.253
	Hagerstown	3	1	3.60	6	6	0	0	0	30.0	37	15	12	1	0	4	27	8.1	2	2	.289
2019	Potomac	5	9	6.20	23	23	1	0	0	107.1	112	80	74	20	11	38	87	7.3	1	1	.265
2020										DID NOT PITCH											
2021	Fredericksburg	0	1	7.50	3	0	0	0	0	6.0	6	9	5	3	0	5	4	6.0	0	0	.240
	Wilmington	1	3	4.70	22	0	0	0	2	38.2	34	22	20	4	7	22	29	6.8	1	2	.231
	Harrisburg	0	1	9.72	5	0	0	0	0	8.2	10	9	9	2	1	4	6	6.5	0	0	.313
MINORS TOTALS		14	21	5.44	90	45	1	0	3	295.1	317	204	178	39	22	116	243	7.4	16	7	.271

PENA, VIANDEL — INF 2022 UPDATED STATS - MILB.COM

OD AGE: 21 **HT:** 5'8" **WT:** 162 **BATS:** S **THROWS:** R **BORN:** 11/22/00 Azua, DOM

OBTAINED: Signed as a non-drafted free agent, July 2, 2017.

CAREER NOTES: 2021: Entered the season rated by MLB Pipeline.com as the No. 20 prospect in Washington's Minor League system. 2020: Participated in Instructional League following the season. 2019: His .359 AVG (47-for-131) was the highest among qualified Nationals farmhands, while his .936 OPS ranked fourth...His 47 hits were tied for seventh-most in the GCL...Hit safely in 11 straight games from August 8-27, going 22-for-44 (.500). **SIGNED BY:** Pablo Arias

YEAR	CLUB	AVG	G	AB	R	H	TB	2B	3B	HR	RBI	SH	SF	HP	BB	SO	SB	CS	OBP	SLG	OPS	E	
2017																							
2018	DSL Nationals	.250	65	240	49	60	86	13	5	1	24	2	0	6	47	51	4	2	.386	.358	.744	16	
2019	GCL Nationals	.359	37	131	27	47	63	10	3	0	15	0	0	2	21	31	6	3	.455	.481	.935	8	
2020																							
2021	Fredericksburg	.214	78	295	46	63	90	11	2	4	26	1	1	0	34	88	10	4	.294	.305	.599	15	
MINORS TOTALS		.255	180	666	122	170	239	34	10	5	65	3	1	8	102	170	20	9	.360	.359	.719	39	

PEREZ, DOJMIL — RHP 2022 UPDATED STATS - MILB.COM

OD AGE: 18 **HT:** 6'3" **WT:** 170 **BATS:** R **THROWS:** R **BORN:** 11/3/03 Azua, DOM

OBTAINED: Signed as a non-drafted free agent, Jan. 15, 2021.

CAREER NOTES: **SIGNED BY:** Modesto Ulloa

YEAR	CLUB	W	L	ERA	G	GS	CG	SHO	SV	IP	H	R	ER	HR	HB	BB	SO	SO/9	WP	BK	BAA
2020										DID NOT PITCH / Signed Late											
2021	DSL Nationals	1	2	4.67	10	6	0	0	0	27.0	25	17	14	3	6	4	30	10.0	1	0	.250
MINORS TOTALS		1	2	4.67	10	6	0	0	0	27.0	25	17	14	3	6	4	30	10.0	1	0	.250

PEREZ, MARLON — LHP 2022 UPDATED STATS - MILB.COM

OD AGE: 21 **HT:** 5'10" **WT:** 180 **BATS:** L **THROWS:** L **BORN:** 3/16/00 Havana, Cuba

OBTAINED: Signed as a non-drafted free agent, Jan. 15, 2022.

CAREER NOTES: **SIGNED BY:** Modesto Ulloa

YEAR	CLUB	W	L	ERA	G	GS	CG	SHO	SV	IP	H	R	ER	HR	HB	BB	SO	SO/9	WP	BK	BAA
2021										DID NOT PITCH / Signed Late											

PETERSON, TODD — RHP 2022 UPDATED STATS - MILB.COM

OD AGE: 24 **HT:** 6'3" **WT:** 226 **BATS:** R **THROWS:** R **BORN:** 1/22/98 St. Petersburg, Fla. **SCHOOL:** Louisiana State University

OBTAINED: Selected in the seventh round of the 2019 First-Year Player Draft.

CAREER NOTES: 2021: Took part in his first Major League Spring Training...Went 2-1 with three saves and a 3.82 ERA in 20 games (three starts) between High-A Wilmington and the FCL Nationals...Recorded three saves, a 1.69 ERA (3 ER/16.0 IP), 16 strikeouts, four walks and a .172 opponents' batting average in 10 outings from Aug. 6 through the end of the season...Went 1-0 with a 2.61 ERA (3 ER/10.1 IP) and eight strikeouts in eight games for Surprise in the Arizona Fall League. 2020: Participated in Instructional League following the season. 2019: Assigned to the GCL Nationals following the 2019 First-Year Player Draft before being promoted to short-season Single-A Auburn on July 5. **COLLEGE:** Graduated from Lake Mary (Fla.) High School...Attended Louisiana State University...Went 5-2 with three saves, a 3.83 ERA (19 ER/44.2 IP) and 40 strikeouts in 28 games (one start) for the Tigers in 2019. **SIGNED BY:** Brandon Larson

YEAR	CLUB	W	L	ERA	G	GS	CG	SHO	SV	IP	H	R	ER	HR	HB	BB	SO	SO/9	WP	BK	BAA
2019	GCL Nationals	0	0	9.00	1	0	0	0	0	2.0	4	2	2	0	0	0	2	9.0	0	0	.400
	Auburn	2	1	3.19	9	5	0	0	0	36.2	34	18	13	2	1	11	24	5.9	3	0	.243
2020										DID NOT PITCH											
2021	Wilmington	1	1	4.15	18	3	0	0	3	30.1	28	19	14	4	1	12	32	9.5	1	0	.237
	FCL Nationals	1	0	1.80	2	0	0	0	0	5.0	3	1	1	0	0	1	4	7.2	0	0	.158
MINORS TOTALS		4	2	3.65	30	8	0	0	3	74.0	69	40	30	6	2	24	62	7.5	4	0	.240

PEREZ, WILMER — C **2022 UPDATED STATS - MILB.COM**

OD AGE: 24 **HT:** 5'10" **WT:** 205 **BATS:** R **THROWS:** R **BORN:** 4/16/98 Valencia, VEN
OBTAINED: Signed as a non-drafted free agent, July 2, 2016.
CAREER NOTES: 2020: Participated in Instructional League following the season. 2019: Matched a career-high with three home runs. 2017: Ranked among DSL hitters in doubles (15th, 17). **SIGNED BY:** Ronald Morillo

YEAR	CLUB	AVG	G	AB	R	H	TB	2B	3B	HR	RBI	SH	SF	HP	BB	SO	SB	CS	OBP	SLG	OPS	E
2016		DID NOT PLAY / Signed Late																				
2017	DSL Nationals	.313	61	224	34	70	104	17	4	3	34	0	3	7	20	38	5	3	.382	.464	.846	5
2018	GCL Nationals	.310	29	100	21	31	40	6	0	1	21	0	5	2	6	14	2	0	.345	.400	.745	5
	Auburn	.476	6	21	4	10	13	3	0	0	5	0	0	0	5	3	0	0	.577	.619	1.196	0
2019	Auburn	.221	40	145	16	32	47	6	0	3	16	0	2	2	10	18	2	1	.277	.324	.601	2
2020		DID NOT PLAY																				
2021	Wilmington	.206	15	34	1	7	8	1	0	0	3	0	1	1	2	10	0	0	.263	.235	.498	
	Harrisburg	1.000	1	3	1	3	4	1	0	0	2	0	1	0	0	0	0	0	.750	1.333	2.083	0
	Rochester	.000	4	4	0	0	0	0	0	0	0	0	0	0	1	3	0	0	.200	.000	.200	0
MINORS TOTALS		.288	156	531	77	153	216	34	4	7	81	0	12	12	44	86	9	4	.349	.407	.756	13

POLANCO, BRYAN — RHP **2022 UPDATED STATS - MILB.COM**

OD AGE: 20 **HT:** 6'2" **WT:** 190 **BATS:** R **THROWS:** R **BORN:** 9/12/01 Santo Domingo, DOM
OBTAINED: Signed as a non-drafted free agent, July 12, 2021.
CAREER NOTES: **SIGNED BY:** Bolivar Pelletier

YEAR	CLUB	W	L	ERA	G	GS	CG	SHO	SV	IP	H	R	ER	HR	HB	BB	SO	SO/9	WP	BK	BAA
2021	DSL Nationals	1	0	7.04	5	0	0	0	0	7.2	9	6	6	0	1	2	11	12.9	2	0	.300
MINORS TOTALS		1	0	7.04	5	0	0	0	0	7.2	9	6	6	0	1	2	11	12.9	2	0	.300

POWELL, HOLDEN — RHP **2022 UPDATED STATS - MILB.COM**

OD AGE: 22 **HT:** 6'0" **WT:** 212 **BATS:** R **THROWS:** R **BORN:** 9/9/99 Visalia, Calif. **SCHOOL:** UCLA
OBTAINED: Selected in the third round of the 2020 First-Year Player Draft.
CAREER NOTES: 2021: Entered the season rated by *Baseball America* as the No. 28 prospect and by MLB Pipeline.com as the No. 29 prospect in Washington's Minor League system...Participated in Instructional League following the season. 2020: Participated in Instructional League following the season. **COLLEGE:** Made eight appearances out of the bullpen in 2020, recording three saves with a 0.00 ERA (0 ER/9.1 IP) and 20 strikeouts en route to being named a Second-Team All-American by *Collegiate Baseball*... He recorded 65 strikeouts, 17 saves and a .121 opponents' batting average during his sophomore season in 2019...The 17 saves were second-most in the nation in 2019 and ranked second all-time in UCLA single-season history...In three collegiate seasons, he recorded 26 saves, a 2.26 ERA (23 ER/91.2 IP) and 107 strikeouts in 77 games. **SIGNED BY:** Steve Leavitt

YEAR	CLUB	W	L	ERA	G	GS	CG	SHO	SV	IP	H	R	ER	HR	HB	BB	SO	SO/9	WP	BK	BAA	
2020		DID NOT PITCH																				
2021	FCL Nationals	0	0	7.36	3	1	0	0	0	5.2	4	3	3	1	0	1	7	11.1	0	0	.267	
	Wilmington	0	0	9.00	1	0	0	0	0	1.0	1	1	1	0	0	2	0	0.0	1	0	.333	
MINORS TOTALS		0	0	7.71	4	1	0	0	0	6.2	5	4	4	1	0	3	7	9.4	1	0	.278	

QUINTANA, ROISMAR — OF **2022 UPDATED STATS - MILB.COM**

OD AGE: 19 **HT:** 6'1" **WT:** 225 **BATS:** R **THROWS:** R **BORN:** 2/6/03 Caracas, VEN
OBTAINED: Signed as a non-drafted free agent, July 2, 2019.
CAREER NOTES: 2022: Enters the season rated by *Baseball America* as the No. 25 prospect and by MLB Pipeline.com as the No. 15 prospect in Washington's Minor League system. 2021: Entered the season rated by *Baseball America* as the No. 20 prospect and by MLB Pipeline.com as the No. 13 prospect in Washington's Minor League system... Participated in Instructional League following the season. 2020: Participated in Instructional League following the season. **SIGNED BY:** Ronald Morillo.

YEAR	CLUB	AVG	G	AB	R	H	TB	2B	3B	HR	RBI	SH	SF	HP	BB	SO	SB	CS	OBP	SLG	OPS	E
2019		DID NOT PLAY / Signed Late																				
2020		DID NOT PLAY																				
2021	FCL Nationals	.308	7	13	3	4	9	2	0	1	5	0	0	1	6	5	0	0	.550	.692	1.242	0
MINORS TOTALS		.308	7	13	3	4	9	2	0	1	5	0	0	1	6	5	0	0	.550	.692	1.242	0

QUINTANILLA, COLE — RHP **2022 UPDATED STATS - MILB.COM**

OD AGE: 22 **HT:** 6'5" **WT:** 223 **BATS:** R **THROWS:** R **BORN:** 5/13/99 Austin, Texas **SCHOOL:** University of Texas
OBTAINED: Selected in the ninth round of the 2021 First-Year Player Draft.
CAREER NOTES: 2021: Participated in Instructional League following the season. **COLLEGE:** Went 5-1 with a 1.35 ERA (6 ER/40.0 IP) in 26 appearances out of the bullpen for Texas in 2021...He struck out 42 batters, allowed just two home runs and held opposing batters to a .165 average against him during his third collegiate season. **SIGNED BY:** Brandon Larson

YEAR	CLUB	W	L	ERA	G	GS	CG	SHO	SV	IP	H	R	ER	HR	HB	BB	SO	SO/9	WP	BK	BAA
2021	FCL Nationals	0	0	0.00	1	0	0	0	0	1.0	1	0	0	0	0	1	9.0	0	0	0	.250
	Fredericksburg	0	2	4.50	5	0	0	0	2	6.0	5	4	3	0	0	4	7	10.5	2	0	.238
MINORS TOTALS		0	2	3.86	6	0	0	0	2	7.0	6	4	3	0	0	4	8	10.3	2	0	.240

RAMIREZ, ALDO — RHP 2022 UPDATED STATS - MILB.COM

OD AGE: 20 **HT:** 6'0" **WT:** 195 **BATS:** R **THROWS:** R **BORN:** 5/6/01 Aguascalientes, MEX
OBTAINED: Acquired from Boston in exchange for OF Kyle Schwarber, July 29, 2021.
CAREER NOTES: 2022: Is Washington's No. 13 prospect according to *Baseball America* and the No. 11 prospect per MLB Pipeline.com. 2021: Entered the season ranked by *Baseball America* as the Red Sox' No. 22 prospect...Participated in Instructional League following the season. 2019: At 18 years old, was the youngest player in the New York-Penn League...Paced Lowell in nearly every pitching category. 2018: Signed by Boston as a non-drafted free agent, April 18, 2018...Was signed out of the Mexican League at the age of 17...Was 12 years younger than the average player age. **SIGNED BY:** Sotero Torres, Eddie Romero and Todd Claus (BOS)

YEAR	CLUB	W	L	ERA	G	GS	CG	SHO	SV	IP	H	R	ER	HR	HB	BB	SO	SO/9	WP	BK	BAA
2018	Aguascalientes (MX)	0	0	5.68	5	0	0	0	0	7.1	7	4	4	2	0	6	3	4.3	1	0	.292
	DSL Red Sox I	1	2	0.39	5	5	0	0	0	23.0	10	7	1	0	2	3	17	6.7	3	0	.127
2019	Lowell	2	3	3.94	14	13	0	0	0	63.2	59	31	27	5	3	16	63	9.2	7	0	.245
2020										DID NOT PITCH											
2021	Salem	1	1	2.03	8	8	0	0	0	31.0	27	9	7	1	0	8	32	9.3	3	0	.221
	FCL Nationals	1	1	8.22	4	2	0	0	0	9.2	9	8	7	0	1	4	3	3.5	0	0	.300
MINORS TOTALS		5	7	3.19	36	28	0	0	0	131.2	112	59	46	8	6	37	118	8.2	14	0	.226
MEXICAN LG. TOTALS		0	0	5.68	5	0	0	0	0	7.1	7	4	4	2	0	6	3	4.3	1	0	.292

RAMIREZ, ENMANUEL — CF 2022 UPDATED STATS - MILB.COM

OD AGE: 18 **HT:** 6'1" **WT:** 170 **BATS:** R **THROWS:** R **BORN:** 11/5/03 Santo Domingo, DOM
OBTAINED: Signed as a non-drafted free agent, Jan. 15, 2021.
CAREER NOTES: **SIGNED BY:** Riki Vasquez

YEAR	CLUB	AVG	G	AB	R	H	TB	2B	3B	HR	RBI	SH	SF	HP	BB	SO	SB	CS	OBP	SLG	OPS	E
2020										DID NOT PLAY												
2021	DSL Nationals	.168	42	131	16	22	33	5	0	2	15	0	1	1	11	34	4	2	.236	.252	.488	1
MINORS TOTALS		.168	42	131	16	22	33	5	0	2	15	0	1	1	11	34	4	2	.236	.252	.488	1

RANDA, JAKE — OF 2022 UPDATED STATS - MILB.COM

OD AGE: 23 **HT:** 6'1" **WT:** 207 **BATS:** L **THROWS:** L **BORN:** 12/14/98 Overland Park, Kan. **SCHOOL:** Northwest Florida State College
OBTAINED: Selected in the 13th round of the 2019 First-Year Player Draft.
CAREER NOTES: 2020: Participated in Instructional League following the season. 2019: Ranked among short-season Single-A Auburn hitters in runs (1st, 26), AVG (2nd, .236), home runs (T2nd, 3), OBP (2nd, .321), SLG (2nd, .335), OPS (2nd, .656), walks (2nd, 19), hits (3rd, 45), total bases (3rd, 64), extra-base hits (4th, 12), stolen bases (T4th, 3), RBI (T5th, 18) and doubles (5th, 8). **COLLEGE:** Hit .412 (70-for-170) with 11 doubles, four triples, 13 home runs, 52 RBI and 56 runs scored in 50 games. **HIGH SCHOOL:** Was First-team All-Conference, First-team All-State and a member of the State Championship team at Shawnee Mission East (Kan.) High School in 2016. **SIGNED BY:** Alan Marr

YEAR	CLUB	AVG	G	AB	R	H	TB	2B	3B	HR	RBI	SH	SF	HP	BB	SO	SB	CS	OBP	SLG	OPS	E
2019	Auburn	.236	53	191	26	45	64	8	1	3	18	1	0	5	19	36	3	1	.321	.335	.656	2
2020										DID NOT PLAY												
2021	Fredericksburg	.220	86	305	37	67	100	23	2	2	40	0	6	2	30	89	3	0	.289	.328	.616	3
MINORS TOTALS		.226	139	496	63	112	164	31	3	5	58	1	6	7	49	125	6	1	.301	.331	.632	5

REYES, LUIS — RHP 2022 UPDATED STATS - MILB.COM

OD AGE: 27 **HT:** 6'2" **WT:** 175 **BATS:** R **THROWS:** R **BORN:** 9/26/94 Sabana Grande de Palenque, DOM
OBTAINED: Signed as a Minor League free agent, Nov. 8, 2021.
CAREER NOTES: 2021: Led Nationals Minor Leaguers with 126.2 innings pitched and 24 starts...Was tied for second with seven wins and ranked sixth with 109 strikeouts. 2019: Made 31 appearances (seven starts) for Single-A Potomac...His 10 strikeouts across 4.0 scoreless relief innings on Aug. 16 at Winston-Salem matched a career high...Entered the season rated as the No. 24 prospect by MLB Pipeline.com. 2018: Made 12 starts for Double-A Harrisburg...His five wins were tied for fifth on the club. 2017: Led Washington's system and ranked fifth in the Carolina League with 133 strikeouts...Also ranked third in the CL in innings pitched (143.1) and tied for seventh in with eight wins...Was named Carolina League Pitcher of the Week on June 11. **SIGNED BY:** Pablo Arias

YEAR	CLUB	W	L	ERA	G	GS	CG	SHO	SV	IP	H	R	ER	HR	HB	BB	SO	SO/9	WP	BK	BAA
2012										DID NOT PITCH / Signed Late											
2013	DSL Nationals	5	3	2.82	12	12	0	0	0	54.1	38	19	17	1	11	20	65	10.8	10	1	.199
	GCL Nationals	0	1	6.75	1	1	0	0	0	4.0	4	3	3	1	1	2	1	2.3	0	0	.267
2014	GCL Nationals	1	4	4.42	9	5	0	0	0	36.2	40	19	18	1	4	12	24	5.9	7	0	.282
	Auburn	0	1	2.63	5	5	0	0	0	24.0	19	7	7	1	2	6	19	7.1	2	0	.218
2015	Hagerstown	6	7	4.82	24	24	0	0	0	117.2	117	79	63	10	9	50	72	5.5	13	1	.267
2016	Potomac	4	8	5.60	14	14	0	0	0	70.2	69	50	44	7	6	46	46	5.9	3	2	.260
	Auburn	0	1	1.12	3	3	0	0	0	8.0	6	4	1	0	0	1	3	3.4	3	0	.200
	Hagerstown	0	2	2.81	3	3	0	0	0	16.0	17	9	5	2	2	7	7	3.9	1	0	.274
2017	Potomac	8	13	4.33	26	26	0	0	0	143.1	149	77	69	19	8	56	133	8.4	17	3	.268
2018	Harrisburg	5	6	5.18	12	12	0	0	0	64.1	67	39	37	9	4	32	36	5.0	3	0	.278
	GCL Nationals	0	1	4.50	2	2	0	0	0	4.0	5	3	2	0	0	0	3	6.8	0	0	.273
	Auburn	0	0	0.00	2	2	0	0	0	7.0	2	0	0	0	0	2	7	9.0	0	0	.087
	Potomac	5	5	4.81	31	7	0	0	0	76.2	69	46	41	2	5	35	78	9.2	5	0	.236
2019										DID NOT PITCH											
2021	Harrisburg	7	6	4.76	16	15	0	0	0	85.0	80	46	45	15	5	32	81	8.6	5	0	.252
	Rochester	0	5	6.05	9	9	0	0	0	41.2	45	30	28	4	6	27	28	6.0	2	1	.278
MINORS TOTALS		41	63	4.54	169	140	0	0	0	754.1	727	431	380	72	63	328	603	7.2	71	8	.256

RHINESMITH, JACOB — OF **2022 UPDATED STATS - MILB.COM**

OD AGE: 25 **HT:** 6'2" **WT:** 195 **BATS:** L **THROWS:** L **BORN:** 5/23/1996 Shakopee, Minn. **SCHOOL:** Western Kentucky University
OBTAINED: Selected in the 18th round of the 2018 First-Year Player Draft.

CAREER NOTES: **2021:** Ranked in Washington's system in doubles (T1st, 28), walks (2nd, 50), extra-base hits (4th, 38), hits (T4th, 96), OPS (9th, .728), average (9th, .253) and slugging percentage (10th, .383). **2019:** Ranked among South Atlantic League hitters in doubles (T3rd, 35), extra-base hits (T3rd, 46), hits (T5th, 129), runs (T6th, 72), total bases (8th, 198), RBI (T8th, 67) and walks (10th, 60)...Had three separate nine-game hit streaks on the year and reached base safely in a season-high 19 straight games from April 26-May 18, batting .365 (27-for-74) with eight doubles, one triple, nine RBI and 11 runs scored over that stretch. **2018:** Clubbed one home run and 17 extra-base hits in 63 games in his first professional season with short-season Single-A Auburn...His .283 batting average ranked 10th among Nationals Minor Leaguers...Was named a New York-Penn League mid-season All-Star. **COLLEGE:** Played at Indian Hills (IA) Community College before joining Western Kentucky for one season, hitting .306 (64-for-209) and recording team-highs in home runs (14), extra-base hits (21), RBI (43), stolen bases (13), slugging percentage (.555) and total bases (116), earning him All-Conference USA First-team honors. **SIGNED BY:** Brian Cleary

YEAR	CLUB	AVG	G	AB	R	H	TB	2B	3B	HR	RBI	SH	SF	HP	BB	SO	SB	CS	OBP	SLG	OPS	E
2018	Auburn	.283	63	237	39	67	90	12	4	1	32	0	2	2	27	40	6	0	.358	.380	.738	1
2019	Hagerstown	.264	133	489	72	129	198	33	3	10	67	1	4	8	60	85	19	6	.351	.405	.756	5
2020																						
2021	Wilmington	.253	82	300	48	76	115	21	0	6	39	0	2	3	40	59	9	0	.345	.383	.728	2
	Harrisburg	.238	25	84	10	20	38	7	1	3	14	0	1	1	10	19	0	1	.323	.452	.775	0
MINORS TOTALS		.263	303	1110	169	292	441	73	8	20	152	1	9	14	137	203	34	7	.349	.397	.746	8

RIBALTA, ORLANDO — RHP **2022 UPDATED STATS - MILB.COM**

OD AGE: 24 **HT:** 6'7" **WT:** 245 **BATS:** R **THROWS:** R **BORN:** 3/5/98 Santa Clara, Cuba **SCHOOL:** Miami Dade Community College (Fla.)
OBTAINED: Selected in the 12th round of the 2019 First-Year Player Draft.

CAREER NOTES: **2020:** Participated in Instructional League following the season. **2019:** Reported to the GCL Nationals following the 2019 First-Year Player Draft. **COLLEGE:** Went 2-3 with 10 saves, posting a 3.92 ERA (17 ER/39.0 IP) with 38 strikeouts in 27 appearances as the teams closer in 2019...Was the first player in ASA College-Miami history to hit two home runs in a single season. **SIGNED BY:** Alex Morales

YEAR	CLUB	W	L	ERA	G	GS	CG	SHO	SV	IP	H	R	ER	HR	HB	BB	SO	SO/9	WP	BK	BAA	
2019	GCL Nationals	2	0	3.18	9	0	0	0	0	17.0	11	7	6	1	4	13	19	10.1	2	3	.196	
2020																						
2021	FCL Nationals	1	1	4.24	11	0	0	0	2	17.0	14	9	8	1	3	7	17	9.0	0	0	.222	
MINORS TOTALS		3	1	3.71	20	0	0	0	2	34.0	25	16	14	2	7	20	36	9.5	2	3	.210	

RIVAS, GUSTAVO — RHP **2022 UPDATED STATS - MILB.COM**

OD AGE: 18 **HT:** 6'2" **WT:** 165 **BATS:** R **THROWS:** R **BORN:** 11/21/03 Barcelona, VEN
OBTAINED: Signed as a non-drafted free agent, Jan. 15, 2021.

CAREER NOTES: **SIGNED BY:** Salvador Donadelli

YEAR	CLUB	W	L	ERA	G	GS	CG	SHO	SV	IP	H	R	ER	HR	HB	BB	SO	SO/9	WP	BK	BAA
2020																					
2021	DSL Nationals	1	1	4.86	9	4	0	0	0	16.2	17	14	9	1	5	8	12	6.5	3	2	.266
MINORS TOTALS		1	1	4.86	9	4	0	0	0	16.2	17	14	9	1	5	8	12	6.5	3	2	.266

RIVERO, YOANDER — INF **2022 UPDATED STATS - MILB.COM**

OD AGE: 20 **HT:** 5'9" **WT:** 178 **BATS:** R **THROWS:** R **BORN:** 11/22/01, Barquisimeto, VEN
OBTAINED: Signed as a non-drafted free agent, July 2, 2018.

CAREER NOTES: **2022:** Enters the season as Washington's No. 29 prospect per MLB Pipeline.com. **2021:** Participated in Instructional League following the season. **2019:** Played 53 games for the DSL Nationals...Reached base safely in a season-high 12 straight games from June 14-July 2. **SIGNED BY:** Oscar Alvarado

YEAR	CLUB	AVG	G	AB	R	H	TB	2B	3B	HR	RBI	SH	SF	HP	BB	SO	SB	CS	OBP	SLG	OPS	E
2018																						
2019	DSL Nationals	.249	53	197	25	49	65	4	3	2	23	2	4	2	23	26	8	6	.327	.330	.657	9
2020																						
2021	FCL Nationals	.270	32	89	17	24	37	2	1	3	22	3	0	2	19	17	8	2	.409	.416	.825	2
MINORS TOTALS		.255	85	286	42	73	102	6	4	5	45	5	4	4	42	43	16	8	.354	.357	.711	11

RODRIGUEZ, KEVIN — RHP **2022 UPDATED STATS - MILB.COM**

OD AGE: 21 **HT:** 6'1" **WT:** 145 **BATS:** R **THROWS:** R **BORN:** 8/13/00 Panama City, PAN
OBTAINED: Signed as a non-drafted free agent, July 2, 2018.

CAREER NOTES: **SIGNED BY:** Miguel Ruiz

YEAR	CLUB	W	L	ERA	G	GS	CG	SHO	SV	IP	H	R	ER	HR	HB	BB	SO	SO/9	WP	BK	BAA
2018																					
2019	DSL Nationals	2	3	2.67	15	1	0	0	0	30.1	26	21	9	2	1	16	35	10.4	14	0	.228
2020																					
2021	FCL Nationals	1	2	5.40	13	0	0	0	1	20.0	18	14	12	3	4	9	18	8.1	0	0	.250
MINORS TOTALS		3	5	3.75	28	1	0	0	1	51.1	44	35	21	5	5	25	53	9.3	14	0	.237

ROMAN, ANGEL — LHP **2022 UPDATED STATS - MILB.COM**

OD AGE: 18 **HT:** 5'11" **WT:** 162 **BATS:** L **THROWS:** L **BORN:** 9/24/03 Sucre, VEN
OBTAINED: Signed as a non-drafted free agent, Nov. 24, 2021.

CAREER NOTES: **SIGNED BY:** Salvador Donadelli

YEAR	CLUB	W	L	ERA	G	GS	CG	SHO	SV	IP	H	R	ER	HR	HB	BB	SO	SO/9	WP	BK	BAA
2021																					

ROMERO, BRAYAN — RHP 2022 UPDATED STATS - MILB.COM

OD AGE: 20 **HT:** 6'1" **WT:** 180 **BATS:** R **THROWS:** R **BORN:** 1/0/02 Bolivar, COL

OBTAINED: Signed as a non-drafted free agent, Nov. 19, 2021.

CAREER NOTES: **SIGNED BY:** Eduardo Cabrera

YEAR	CLUB	W	L	ERA	G	GS	CG	SHO	SV	IP	H	R	ER	HR	HB	BB	SO	SO/9	WP	BK	BAA
2021										DID NOT PITCH / Signed Late											

ROMERO, CARLOS — RHP 2022 UPDATED STATS - MILB.COM

OD AGE: 22 **HT:** 6'6" **WT:** 210 **BATS:** R **THROWS:** R **BORN:** 7/15/99 San Antonio, VEN

OBTAINED: Signed as a non-drafted free agent, Oct. 16, 2016.

CAREER NOTES: **2020:** Participated in Instructional League following the season. **2019:** Struck out a career-high nine batters across 5.0 innings of one run ball on July 19 vs. Batavia. **2018:** Began the season with the DSL Nationals before appearing in two games for the GCL Nationals..Went 6-1 with a 1.33 ERA between the two clubs.

SIGNED BY: Salvador Donadelli

YEAR	CLUB	W	L	ERA	G	GS	CG	SHO	SV	IP	H	R	ER	HR	HB	BB	SO	SO/9	WP	BK	BAA
2016										DID NOT PITCH / Signed Late											
2017	DSL Nationals	4	0	5.12	14	2	0	0	2	31.2	29	24	18	0	5	16	23	6.5	7	0	.238
2018	DSL Nationals	6	1	1.19	10	9	0	0	0	53.0	28	13	7	1	2	18	47	8.0	1	0	.154
	GCL Nationals	0	0	2.25	2	1	0	0	0	8.0	7	3	2	0	0	3	8	9.0	0	0	.226
2019	Auburn	0	5	5.25	11	10	0	0	0	48.0	59	39	28	4	3	25	41	7.7	3	0	.303
2020										DID NOT PITCH											
2021	Fredericksburg	3	3	4.96	17	8	0	0	0	46.1	53	33	25	7	6	21	38	7.5	4	0	.282
MINORS TOTALS		13	9	3.87	54	30	0	0	2	186.0	176	112	80	12	16	83	157	7.6	15	0	.245

ROSARIO, HELDER — C 2022 UPDATED STATS - MILB.COM

OD AGE: 16 **HT:** 6'1" **WT:** 165 **BATS:** R **THROWS:** R **BORN:** 1/26/05 Cabrera, DOM

OBTAINED: Signed as a non-drafted free agent, Jan. 15, 2022.

CAREER NOTES: **SIGNED BY:** Bolivar Pelletier

YEAR	CLUB	AVG	G	AB	R	H	TB	2B	3B	HR	RBI	SH	SF	HP	BB	SO	SB	CS	OBP	SLG	OPS	E	
2021																							
										DID NOT PLAY / Signed Late													

SAENZ, DUSTIN — LHP 2022 UPDATED STATS - MILB.COM

OD AGE: 22 **HT:** 5'10" **WT:** 197 **BATS:** L **THROWS:** L **BORN:** 6/2/99 Corpus Christi, Texas **SCHOOL:** Texas A&M University

OBTAINED: Selected in the fourth round of the 2021 First-Year Player Draft.

CAREER NOTES: **2022:** Enters the season the No. 24 prospect in Washington's system, per MLB Pipeline.com. **2021:** Participated in Instructional League following the season. **COLLEGE:** Went 6-6 with a 4.27 ERA in 14 starts during his senior season...He struck out 104 batters against just 23 walks in 84.1 innings. **SIGNED BY:** Brandon Larson

YEAR	CLUB	W	L	ERA	G	GS	CG	SHO	SV	IP	H	R	ER	HR	HB	BB	SO	SO/9	WP	BK	BAA
2021	FCL Nationals	0	0	4.50	1	1	0	0	0	2.0	2	1	1	0	0	0	4	18.0	0	0	.250
	Fredericksburg	1	0	4.76	5	1	0	0	0	11.2	14	7	6	0	1	4	12	9.5	2	0	.298
MINORS TOTALS		1	0	4.73	6	2	0	0	0	14.1	16	8	7	0	1	4	16	10.8	2	0	.291

SANCHEZ, BRYAN — RHP 2022 UPDATED STATS - MILB.COM

OD AGE: 19 **HT:** 6'1" **WT:** 175 **BATS:** R **THROWS:** R **BORN:** 8/12/02 Santo Domingo, DOM

OBTAINED: Signed as a non-drafted free agent, Nov. 2, 2018.

CAREER NOTES: **2021:** Entered the season rated by *Baseball America* as the No. 30 prospect in Washington's Minor League system. **2020:** Participated in Instructional League following the season. **SIGNED BY:** Modesto Ulloa

YEAR	CLUB	W	L	ERA	G	GS	CG	SHO	SV	IP	H	R	ER	HR	HB	BB	SO	SO/9	WP	BK	BAA
2018										DID NOT PITCH / Signed Late											
2019	DSL Nationals	1	1	5.63	13	5	0	0	0	24.0	18	19	15	1	6	20	23	8.6	14	0	.205
2020										DID NOT PITCH											
2021										DID NOT PITCH											
MINORS TOTALS		1	1	5.63	13	5	0	0	0	24.0	18	19	15	1	6	20	23	8.6	14	0	.205

SANCHEZ, CAMILO — RHP 2022 UPDATED STATS - MILB.COM

OD AGE: 18 **HT:** 6'2" **WT:** 165 **BATS:** R **THROWS:** R **BORN:** 6/28/03 Colón, PAN

OBTAINED: Signed as a non-drafted free agent, Jan. 15, 2022.

CAREER NOTES: **SIGNED BY:** Miguel Ruiz

YEAR	CLUB	W	L	ERA	G	GS	CG	SHO	SV	IP	H	R	ER	HR	HB	BB	SO	SO/9	WP	BK	BAA
2021										DID NOT PITCH / Signed Late											

SÁNCHEZ, JOSÉ — INF 2022 UPDATED STATS - MILB.COM

OD AGE: 21 **HT:** 6'0" **WT:** 200 **BATS:** R **THROWS:** R **BORN:** 7/12/00 Villa de Cura, VEN

OBTAINED: Signed as a non-drafted free agent, July 12, 2016.

CAREER NOTES: **2021:** Participated in Instructional League following the season. **2020:** Participated in Instructional League following the season. **2019:** Started season with Single-A Hagerstown, playing in 37 games for the Suns...Was assigned to short-season Single-A Auburn on June 17, making 60 appearances for the Doubledays...Entered the season rated as the No. 17 prospect in Washington's system by *Baseball America* and the No. 13 prospect by MLB Pipeline.com...Was also cited by *Baseball America* as being the "Best Defensive Infielder" in Washington's system. **2018:** Entered the season rated by *Baseball America* as being the "Best Defensive Infielder" in Washington's system for the second straight year...Was rated as the No. 23 prospect by *Baseball America* and the No. 27 prospect in Washington's system by MLB.com...Ranked second on the club with 24 walks. **2017:** Was one of just two players to play in the GCL during their age-16 season (2nd-youngest player in the league in 2017)...Entered the season rated as the No. 24 prospect in Washington's system, per *Baseball America*...Was also cited by *Baseball America* as being the "Best Defensive Infielder" in Washington's system. **2016:** Was rated as the No. 9 prospect in the 2016 International Signing Class by *Baseball America*. **SIGNED BY:** German Robles

YEAR	CLUB	AVG	G	AB	R	H	TB	2B	3B	HR	RBI	SH	SF	HP	BB	SO	SB	CS	OBP	SLG	OPS	E	
2016																							
2017	GCL Nationals	.209	48	158	22	33	39	3	0	1	20	3	1	2	14	26	0	2	.280	.247	.527	9	
2018	Auburn	.230	64	209	20	48	59	9	1	0	23	2	2	1	24	56	1	0	.309	.282	.591	17	
2019	Hagerstown	.181	37	116	9	21	23	2	0	0	6	1	1	2	10	36	0	2	.256	.198	.454	14	
	Auburn	.182	60	220	19	40	49	9	0	0	16	2	1	4	18	56	1	1	.255	.223	.478	15	
2020																							
2021	Fredericksburg	.232	73	233	43	54	81	16	1	3	31	1	0	5	41	61	1	1	.358	.348	.706	14	
MINORS TOTALS		.209	282	936	113	196	251	39	2	4	96	9	5	14	107	235	3	6	.298	.268	.567	69	

SANTANA, ELIESEL — OF 2022 UPDATED STATS - MILB.COM

OD AGE: 19 **HT:** 6'2" **WT:** 185 **BATS:** R **THROWS:** R **BORN:** 10/1/02 Santo Domingo, DOM

OBTAINED: Signed as a non-drafted free agent, July 2, 2019.

CAREER NOTES: **SIGNED BY:** Riki Vasquez

YEAR	CLUB	AVG	G	AB	R	H	TB	2B	3B	HR	RBI	SH	SF	HP	BB	SO	SB	CS	OBP	SLG	OPS	E
2019																						
2020																						
2021	DSL Nationals	.270	41	122	19	33	42	9	0	0	17	1	3	5	17	26	6	1	.374	.344	.718	0
MINORS TOTALS		.270	41	122	19	33	42	9	0	0	17	1	3	5	17	26	6	1	.374	.344	.718	0

SANTOS, RAMÓN — RHP 2022 UPDATED STATS - MILB.COM

OD AGE: 27 **HT:** 6'3" **WT:** 230 **BATS:** R **THROWS:** R **BORN:** 9/20/94 Villa Altagracia, DOM

OBTAINED: Signed as Minor League free agent, Jan. 8, 2022.

CAREER NOTES: **2021:** Ranked sixth in St. Louis' Minor League system with 108 strikeouts, tied for second with seven wins and fifth with 40 appearances...Went 7-5 with a 3.38 ERA in 40 games between Low-A Palm Beach, Double-A Springfield and Triple-A Memphis. **2018:** Texas League All-Star (mid-season). **2017:** Florida State League Pitcher of the Week (Aug. 13).

YEAR	CLUB	W	L	ERA	G	GS	CG	SHO	SV	IP	H	R	ER	HR	HB	BB	SO	SO/9	WP	BK	BAA
2012	DSL Cardinals	1	2	1.52	16	1	0	0	3	29.2	18	7	5	0	2	11	24	7.3	9	2	.171
2013	DSL Cardinals	3	4	2.48	12	12	0	0	0	58.0	52	26	16	1	1	16	55	8.5	6	1	.240
2014	GCL Cardinals	1	2	4.50	9	6	0	0	0	32.0	29	17	16	2	2	16	27	7.6	2	0	.250
2015	Johnson City	1	6	7.15	12	10	0	0	0	45.2	63	44	36	5	3	26	23	4.6	7	0	.339
2016	Johnson City	3	3	4.53	13	8	0	0	1	49.2	59	38	25	5	2	20	44	8.0	14	0	.282
2017	Palm Beach	5	3	2.81	27	6	0	0	3	64.0	66	28	20	3	4	19	44	6.2	6	2	.281
	Peoria	2	1	3.54	11	0	0	0	0	20.2	20	8	8	2	1	7	15	6.6	1	0	.267
2018	Palm Beach	0	1	4.50	4	0	0	0	0	4.0	2	2	2	0	0	6	1	2.3	1	0	.167
	Springfield	0	2	5.49	34	1	0	0	0	57.2	67	39	35	6	2	26	46	7.2	12	0	.289
2019	Palm Beach	1	1	3.00	34	2	0	0	2	57.0	51	21	19	3	2	24	65	10.3	12	0	.245
2020																					
2021	Memphis	1	1	12.46	5	0	0	0	0	4.2	7	6	6	0	2	4	6	12.5	0	0	.368
	Palm Beach	1	0	2.84	6	0	0	0	1	6.2	6	2	2	0	0	1	6	8.5	1	0	.261
	Springfield	5	4	2.79	29	0	0	0	2	61.2	35	25	19	7	4	39	96	14.1	5	0	.164
MINORS TOTALS		24	30	3.84	212	46	0	0	12	490.1	475	263	209	34	25	215	452	8.3	76	5	.257

SCHALLER, REID — RHP **2022 UPDATED STATS - MILB.COM**

OD AGE: 25 **HT:** 6'3" **WT:** 218 **BATS:** R **THROWS:** R **BORN:** 4/2/97 Indianapolis, Ind. **SCHOOL:** Vanderbilt (Tenn.) University
OBTAINED: Selected in the third round of the 2018 First-Year Player Draft.

CAREER NOTES: **2021:** Converted to the bullpen full-time...Recorded four saves...Posted a 1.35 ERA (19 ER/6.2 IP) with 10 strikeouts, one walk and a .130 opponents' batting average in his last five games of the season...Entered the season rated by MLB Pipeline.com as the No. 16 prospect and by *Baseball America* as the No. 28 prospect in Washington's Minor League system. **2020:** Participated in Instructional League following the season...Entered the season rated as the No. 18 prospect in Washington's system by *Baseball America* and the No. 13 prospect by MLB Pipeline.com. **2019:** Went 4-3 with a 3.29 ERA (19 ER/52.0 IP) in 12 starts for Single-A Hagerstown...Struck out a career-high eight batters on Aug. 8 at Lexington...Entered the season rated as the No. 11 prospect in Washington's system by *Baseball America* and the No. 18 prospect by MLB Pipeline.com. **2018:** Began the season with the GCL Nationals before being promoted to short-season Single-A Auburn on July 30...Allowed just two earned runs while striking out 16 batters and walking three in 11.2 IP in GCL play. **COLLEGE:** As a redshirt freshman in 2018, went 1-1 with a 3.77 ERA in 28.2 IP across 21 appearances (two starts)...He struck out 39 batters compared to just nine walks...He missed the 2017 season and took a medical redshirt as a result of having "Tommy John" surgery on his right elbow...Went 19-4 with a 2.01 ERA and 200 strikeouts over 153.0 IP in four years at Lebanon (Ind.) High School. **SIGNED BY:** Brian Cleary

YEAR	CLUB	W	L	ERA	G	GS	CG	SHO	SV	IP	H	R	ER	HR	HB	BB	SO	SO/9	WP	BK	BAA
2018	GCL Nationals	0	1	1.54	5	5	0	0	0	11.2	9	2	2	1	1	3	16	12.3	0	0	.209
	Auburn	2	2	5.90	7	7	0	0	0	29.0	30	19	19	0	1	9	16	5.0	5	0	.268
2019	Hagerstown	4	3	3.29	12	12	0	0	0	52.0	38	21	19	5	1	25	47	8.1	3	0	.205
	DID NOT PITCH																				
2021	Wilmington	1	3	3.05	16	0	0	0	4	20.2	18	10	7	3	0	10	23	10	2	0	.237
	Harrisburg	1	1	4.94	17	0	0	0	0	23.2	20	13	13	1	0	14	25	9.5	3	0	.235
MINORS TOTALS		8	10	3.94	57	24	0	0	4	137.0	115	65	60	10	3	61	127	8.3	13	0	.230

SCHLABACH, IKE — LHP **2022 UPDATED STATS - MILB.COM**

OD AGE: 25 **HT:** 6'5" **WT:** 234 **BATS:** R **THROWS:** L **BORN:** 12/27/96 Columbus, Ohio **SCHOOL:** Timber Creek (Texas) High School
OBTAINED: Signed as a Minor League free agent, Nov. 2, 2021.

CAREER NOTES: **2021:** Signed with Washington on June 24...Posted a 3.00 ERA (10 ER/30.0 IP) with 33 strikeouts in 17 appearances between three levels of Washington's system. **2017:** New York-Penn League All-Star. **2015:** Originally selected by Pittsburgh in the 19th round of the 2015 First-Year Player Draft. **SIGNED BY:** Phil Huttman (PIT)

YEAR	CLUB	W	L	ERA	G	GS	CG	SHO	SV	IP	H	R	ER	HR	HB	BB	SO	SO/9	WP	BK	BAA
2015	GCL Pirates	0	2	5.40	4	4	0	0	0	11.2	11	8	7	1	2	6	8	6.2	1	0	.282
2016	Bristol	1	6	5.22	13	13	0	0	0	60.2	67	41	35	6	5	22	31	4.6	7	0	.289
2017	West Virginia	6	4	2.83	14	14	1	0	0	70.0	53	24	22	5	5	22	49	6.3	6	0	.205
2018	West Virginia	8	4	3.55	29	10	0	0	0	88.2	98	46	35	7	2	32	68	6.9	5	0	.282
2019	Bradenton	4	1	2.50	25	3	0	0	1	50.2	46	14	14	2	1	9	37	6.6	4	0	.238
DID NOT PITCH																					
2021	FCL Nationals	0	0	0.00	3	0	0	0	0	2.2	1	0	0	0	0	1	3	11.6	1	0	.143
	Wilmington	0	0	3.51	13	0	0	0	0	25.2	29	11	10	2	1	6	30	10.5	2	0	.282
	Harrisburg	0	0	0.00	1	0	0	0	0	2.0	0	0	0	0	0	2	0	0.0	0	0	.000
MINORS TOTALS		19	17	3.56	102	44	1	0	1	311.0	305	144	123	23	16	100	226	6.5	26	0	.257

SCHOFF, TYLER — RHP **2022 UPDATED STATS - MILB.COM**

OD AGE: 23 **HT:** 6'4" **WT:** 222 **BATS:** R **THROWS:** R **BORN:** 12/6/98 Utica, N.Y. **SCHOOL:** Bryant (R.I.) University
OBTAINED: Signed as a non-drafted free agent, Aug. 2, 2021.

CAREER NOTES: **2021:** Participated in Instructional League following the season. **COLLEGE:** Went 7-1 with a 3.12 ERA and 72 strikeouts in 12 starts during his senior season at Bryant University. **SIGNED BY:** John Malzone

YEAR	CLUB	W	L	ERA	G	GS	CG	SHO	SV	IP	H	R	ER	HR	HB	BB	SO	SO/9	WP	BK	BAA
2021	FCL Nationals	0	0	0.00	2	0	0	0	0	2.2	1	0	0	0	0	1	3.9	0	0	0	.125
	Fredericksburg	1	0	3.00	5	0	0	0	0	9.0	10	6	3	1	0	5	10	10.0	0	0	.263
MINORS TOTALS		1	0	2.38	7	0	0	0	0	12.1	11	6	3	1	0	5	11	8.7	0	0	.239

SEJAS, KARLO — RHP **2022 UPDATED STATS - MILB.COM**

OD AGE: 21 **HT:** 6'1" **WT:** 210 **BATS:** R **THROWS:** R **BORN:** 9/6/00 La Victoria, VEN
OBTAINED: Signed as a non-drafted free agent, July 3, 2017.

CAREER NOTES: **2020:** Participated in Instructional League following the season. **2019:** Went 3-1 with a 2.95 ERA (12 ER/36.2 IP) across 11 appearances (two starts) with the GCL Nationals and short-season Single-A Auburn. **2018:** Started 12 games for the DSL Nationals...Struck out 48 batters in 54.1 IP (8.0 SO/9 IP). **SIGNED BY:** German Robles

YEAR	CLUB	W	L	ERA	G	GS	CG	SHO	SV	IP	H	R	ER	HR	HB	BB	SO	SO/9	WP	BK	BAA
DID NOT PITCH / Signed Late																					
2018	DSL Nationals	2	7	5.47	12	12	0	0	0	54.1	53	43	33	2	5	26	48	8.0	9	1	.259
2019	GCL Nationals	3	1	2.76	10	2	0	0	0	32.2	24	10	10	4	3	6	30	8.3	1	0	.207
	Auburn	0	0	4.50	1	0	0	0	1	4.0	4	3	2	0	0	0	5	11.3	0	0	.267
DID NOT PITCH																					
2021	Fredericksburg	3	12	6.84	22	22	0	0	0	98.1	119	85	74	16	4	29	82	7.6	8	0	.301
MINORS TOTALS		8	20	5.69	45	36	0	0	1	189.1	200	141	119	22	12	61	165	7.9	18	1	.273

SHARP, STERLING — RHP **2022 UPDATED STATS — MLB.COM**

OD AGE: 26 **HT:** 6'3" **WT:** 185 **BATS:** R **THROWS:** R **BORN:** 5/30/95 Southfield, Mich. **SCHOOL:** Drury (Mo.) University
OBTAINED: Returned from Rule 5 selection, Aug. 27, 2020
CAREER NOTES: **2021:** Went 4-6 with a 4.54 ERA in 19 games (17 starts) between Double-A Harrisburg and Triple-A Rochester...Posted a 2.80 ERA (14 ER/45.0 IP) in his first nine starts...Entered the season rated by *Baseball America* as the No. 25 prospect and by MLB Pipeline.com as the No. 23 prospect in Washington's Minor League system. **2020:** Was selected by Miami in the 2019 Rule 5 Draft...Made his Major League debut on Aug. 5 at Baltimore (1,2 IPO, H, SO)...Was returned to Washington and spent the rest of the season at the Alternate Training Site (Fredericksburg). **2019:** Entered the season rated by *Baseball America* as Washington's No. 8 prospect and by MLB Pipeline.com as Washington's No. 11 prospect...Was also cited by *Baseball America* as being the "Best Athlete" in Washington's system. **2018:** Began the season with Single-A Potomac before being promoted to Double-A Harrisburg...Was tied for first in wins (11) and sixth in ERA (3.70) among Nationals Minor leaguers...Was named a Carolina League mid-season All-Star...Entered the season rated by *Baseball America* as having the "Best Control" in Washington's Minor League system. **2017:** Began the season with Single-A Hagerstown before being promoted to Single-A Potomac on Aug. 3...His 3.97 ERA between the two stops was good for fifth among qualified Nationals Minor Leaguers. **2016:** Reported to the GCL Nationals following the 2016 Draft...Was promoted to short-season Single-A Auburn for one start on Sept. 5. **COLLEGE:** Led Drury with 18 appearances as a reliever, going 2-5 with a 5.90 ERA his junior year...Had 43 strikeouts in 50.1 innings of work...His 43 strikeouts were third-best on the team...Also played college ball at Eastern Michigan and Darton State (Ga.) College...Was selected by Washington in the 22nd round of the 2016 First-Year Player Draft...Was originally selected by the Atlanta Braves in the 30th round of the 2013 First-Year Player Draft. **SIGNED BY:** Brandon Larson

YEAR	CLUB	W	L	ERA	G	GS	CG	SHO	SV	IP	H	R	ER	HR	HB	BB	SO	SO/9	WP	BK	BAA
2016	GCL Nationals	3	0	3.24	11	7	0	0	2	41.2	47	16	15	2	2	6	35	7.6	6	1	.287
	Auburn	0	0	3.60	1	1	0	0	0	5.0	6	3	2	0	0	0	3	5.4	0	0	.316
2017	Hagerstown	4	9	3.69	18	17	1	0	0	92.2	100	46	38	8	6	14	69	6.7	8	0	.271
	Potomac	2	2	4.78	6	5	0	0	0	32.0	39	19	17	4	0	13	26	7.3	3	0	.307
2018	Potomac	5	3	3.16	14	14	0	0	0	79.2	82	32	28	4	6	21	58	6.6	5	0	.262
	Harrisburg	6	3	4.33	13	13	1	0	0	68.2	72	39	33	6	2	26	47	6.2	4	0	.268
2019	Auburn	0	1	1.29	2	2	0	0	0	7.0	4	1	1	0	2	1	5	6.4	0	0	.190
	GCL Nationals	0	0	0	1	1	0	0	0	2.0	1	0	0	0	0	0	2	9.0	0	0	.167
	Harrisburg	5	3	3.99	9	9	0	0	0	49.2	56	23	22	1	2	14	45	8.2	2	0	.284
2020	Miami	0	0	10.13	4	0	0	0	0	5.1	7	7	6	1	1	5	3	5.1	0	0	.304
	Harrisburg	0	2	1.84	3	3	0	0	0	14.2	11	10	3	3	1	6	12	7.4	0	0	.193
2021	Rochester	4	4	4.97	16	14	0	0	0	70.2	73	47	39	9	2	39	47	6.0	9	0	.265
	MINORS TOTALS	29	27	3.84	94	86	2	0	2	465.2	491	236	198	37	23	140	349	6.8	37	1	.270
MLB TOTALS		0	0	10.13	4	0	0	0	0	5.1	7	7	6	1	1	5	3	5.1	0	0	.304

SHUMAN, SETH — RHP **2022 UPDATED STATS — MLB.COM**

OD AGE: 24 **HT:** 6'1" **WT:** 195 **BATS:** R **THROWS:** R **BORN:** 12/1/97 Valdosta, Ga. **SCHOOL:** Georgia Southern University
OBTAINED: Acquired from Oakland with RHP Richard Guash and C Drew Millas in exchange for C Yan Gomes and INF Josh Harrison, July 30, 2021.
CAREER NOTES: **2022:** Enters the season the No. 20 prospect in Washington's system, per MLB Pipeline.com. **2021:** Posted a 3.69 ERA in 21 games (19 starts) between High-A Lansing and High-A Wilmington...Participated in Instructional League following the season. **2019:** Selected by Oakland in the sixth round of the 2019 First-Year Player Draft. **SIGNED BY:** Jemel Spearman (OAK)

YEAR	CLUB	W	L	ERA	G	GS	CG	SHO	SV	IP	H	R	ER	HR	HB	BB	SO	SO/9	WP	BK	BAA
2019	Vermont	0	3	2.39	11	8	0	0	0	37.2	34	14	10	2	1	9	21	5.0	1	0	.246
	DID NOT PITCH																				
2021	Lansing	2	3	2.25	13	11	0	0	0	56.0	44	16	14	4	4	15	62	10.0	3	1	.216
	Wilmington	0	5	6.03	8	8	0	0	0	34.2	42	25	23	8	0	10	31	8.1	2	0	.296
MINORS TOTALS		2	11	3.30	32	27	0	0	0	128.0	120	55	47	14	5	34	114	8.0	6	1	.248

SINCLAIR, JACK — RHP **2022 UPDATED STATS — MLB.COM**

OD AGE: 22 **HT:** 5'11" **WT:** 205 **BATS:** R **THROWS:** R **BORN:** 5/3/99 Coral Springs, Fla. **SCHOOL:** University of Central Florida
OBTAINED: Selected in the 16th round of the 2021 First-Year Player Draft.
CAREER NOTES: **2021:** Participated in Instructional League following the season. **SIGNED BY:** Tommy Jackson

YEAR	CLUB	W	L	ERA	G	GS	CG	SHO	SV	IP	H	R	ER	HR	HB	BB	SO	SO/9	WP	BK	BAA
2021	FCL Nationals	0	0	5.06	6	2	0	0	0	10.2	13	9	6	1	3	4	8	6.8	1	0	.302
MINORS TOTALS		0	0	5.06	6	2	0	0	0	10.2	13	9	6	1	3	4	8	6.8	1	0	.302

SMITH, JAYLEN — INF **2022 UPDATED STATS — MLB.COM**

OD AGE: 24 **HT:** 6-0 **WT:** 195 **BATS:** R **THROWS:** R **BORN:** 6/25/97 Lithonia, Ga. **SCHOOL:** Kennesaw State (Ga.) University
OBTAINED: Signed as a Minor League free agent, Feb. 25.
CAREER NOTES: Spent two seasons in the independent United States Baseball League.

YEAR	CLUB	AVG	G	AB	R	H	TB	2B	3B	HR	RBI	SH	SF	HP	BB	SO	SB	CS	OBP	SLG	OPS	E
2020	East Side (IND)	.180	17	50	7	9	15	3	0	1	4	0	0	4	5	11	2	0	.305	.300	.605	—
	Birmingham (IND)	.192	13	26	5	5	8	0	0	1	2	0	0	0	1	7	0	0	.222	.308	.530	—
	Utica (IND)	.100	6	10	2	1	1	0	0	0	1	0	1	0	3	2	0	0	.286	.100	.386	—
	Westside (IND)	.286	4	7	1	2	2	0	0	0	2	0	0	0	1	0	0	0	.375	.286	.661	—
2021	Westside (IND)	.224	30	85	11	19	29	4	0	2	14	0	1	1	8	16	3	0	.295	.341	.636	—
IND. LEAGUE TOTALS		.202	70	178	26	36	55	7	0	4	23	0	2	5	18	36	5	0	.291	.309	.600	—

STAINBROOK, TROY — LHP 2022 UPDATED STATS - MILB.COM

OD AGE: 25 **HT:** 6'7" **WT:** 250 **BATS:** L **THROWS:** L **BORN:** 10/31/96 Visalia, Calif. **SCHOOL:** Biola University (Calif.)
OBTAINED: Selected in the 30th round of the 2019 First-Year Player Draft
CAREER NOTES: 2021: Posted a 0.74 ERA (2 ER/24.1 IP) with a .198 opponents' average and 29 strikeouts in 13 outings from May 27 to July 20...Offered scoreless relief in 10 outings from June 9 to July 20. **COLLEGE:** Led the Eagles with a 2.18 ERA (10 ER/41.1 IP), going 2-3 with 53 strikeouts in 10 appearances (eight starts)...He held opponents to a .208 batting average in 2019...The senior finished the season with four straight starts of eight strikeouts or more. **SIGNED BY:** Ben Gallo

YEAR	CLUB	W	L	ERA	G	GS	CG	SHO	SV	IP	H	R	ER	HR	HB	BB	SO	SO/9	WP	BK	BAA	
2019	DID NOT PITCH / Injured																					
2020	DID NOT PITCH																					
2021	Fredericksburg	2	1	6.33	28	0	0	0	2	42.2	47	34	30	3	7	18	52	11.0	2	0	.281	
	Wilmington	0	0	0.00	3	0	0	0	0	5.2	3	0	0	0	0	1	7	11.8	0	1	.158	
MINORS TOTALS		2	1	5.63	31	0	0	0	2	48.0	50	34	30	3	7	19	59	11.1	2	1	.269	

STROHSCHNEIN, KEVIN — OF 2022 UPDATED STATS - MILB.COM

OD AGE: 24 **HT:** 6'11" **WT:** 215 **BATS:** R **THROWS:** R **BORN:** 7/25/97 McDonough, Ga. **SCHOOL:** Tennessee Tech University
OBTAINED: Selected in the 21st round of the 2019 First-Year Player Draft.
CAREER NOTES: 2019: Made his professional debut with the GCL Nationals following the 2019 First-Year Player Draft. **COLLEGE:** As a senior, hit .382 (89-for-233) with 23 doubles, two triples, 15 home runs, 47 RBI and 57 runs scored...Started all 65 games for the Golden Eagles in 2018, including 11 in right field before an elbow injury restricted him to designated hitter the remainder of the season...Still turned in one of the most complete campaigns in program history, becoming just the fourth person to win OVC Player of the Year for a second time...Slashed .375/.433/.650, ranking in the top 25 in single-season program history in hits, doubles, home runs, RBI, runs scored and slugging percentage. **SIGNED BY:** Bryan Cleary

YEAR	CLUB	AVG	G	AB	R	H	TB	2B	3B	HR	RBI	SH	SF	HP	BB	SO	SB	CS	OBP	SLG	OPS	E
2019	GCL Nationals	.302	14	53	7	16	23	2	1	1	7	0	0	0	6	11	1	1	.373	.434	.807	1
2020	DID NOT PLAY																					
2021	Wilmington	.135	15	52	5	7	11	2	1	0	5	0	0	0	5	16	0	0	.211	.212	.422	1
	Fredericksburg	.255	62	235	33	60	104	9	1	11	34	0	0	1	13	49	0	4	.297	.443	.740	12
MINORS TOTALS		.244	91	340	45	83	138	13	3	12	46	0	0	1	24	76	1	5	.296	.406	.702	14

SULLIVAN, JAKE — C 2022 UPDATED STATS - MILB.COM

OD AGE: 24 **HT:** 5'10" **WT:** 186 **BATS:** R **THROWS:** R **BORN:** 7/24/97 Tampa, Fla. **SCHOOL:** University of South Florida
OBTAINED: Signed as a non-drafted free agent, Aug. 2, 2021.
CAREER NOTES: 2021: Participated in Instructional League following the seasons. **SIGNED BY:** Tommy Jackson

YEAR	CLUB	AVG	G	AB	R	H	TB	2B	3B	HR	RBI	SH	SF	HP	BB	SO	SB	CS	OBP	SLG	OPS	E
2021	FCL Nationals	.333	6	15	4	5	7	2	0	0	2	0	0	0	4	3	0	0	.474	.467	.940	0
MINORS TOTALS		.333	6	15	4	5	7	2	0	0	2	0	0	0	4	3	0	0	.474	.467	.940	0

TAPANI, RYAN — RHP 2022 UPDATED STATS - MILB.COM

OD AGE: 27 **HT:** 6'0" **WT:** 180 **BATS:** R **THROWS:** R **BORN:** 6/28/94 Wayzata, Minn. **SCHOOL:** Creighton (Neb.) University
OBTAINED: Selected in the 21st round of the 2018 First-Year Player Draft.
CAREER NOTES: 2019: Went 5-5 with a 3.32 ERA (24 ER/65.0 IP) with 73 strikeouts against 18 walks in 19 games (five starts) for Single-A Hagerstown...Was promoted to Single-A Potomac on July 18, making nine appearances (four starts) for the P-Nats. **2018:** Struck out 30 batters while walking just four in 15 games (three starts) in his first professional season with short-season Single-A Auburn. **COLLEGE:** Went 10-1 in 14 starts, pitching to a 2.38 ERA (25 ER/94.2 IP), recording 95 strikeouts to just 25 walks along the way in 2018...He finished his Blue Jay career tied for the best winning percentage in school history at .867 (13-2) and was named National Collegiate Baseball Writers Association Second-team All-American. **SIGNED BY:** Brandon Larson

YEAR	CLUB	W	L	ERA	G	GS	CG	SHO	SV	IP	H	R	ER	HR	HB	BB	SO	SO/9	WP	BK	BAA	
2018	Auburn	0	2	3.56	15	3	0	0	2	30.1	29	12	12	1	0	4	30	8.9	0	0	.250	
2019	Hagerstown	5	5	3.32	19	5	0	0	0	65.0	63	29	24	6	2	18	73	10.1	5	0	.284	
	Potomac	1	3	5.72	9	4	0	0	0	28.1	33	20	18	2	3	8	29	9.2	1	0	.284	
2020	DID NOT PITCH																					
2021	Harrisburg	0	3	4.18	24	1	0	0	0	48.1	37	24	22	9	2	19	50	9.5	2	0	.215	
MINORS TOTALS		6	13	4.00	67	13	0	0	2	171.0	162	85	76	18	7	49	182	9.5	8	0	.248	

TAYLOR, CURTIS — RHP 2022 UPDATED STATS - MILB.COM

OD AGE: 26 **HT:** 6'6" **WT:** 230 **BATS:** R **THROWS:** R **BORN:** 7/25/95 Port Coquitlam, B.C. **SCHOOL:** University of British Columbia
OBTAINED: Selected in the Minor League phase (2nd round) of the 2021 Rule 5 Draft
CAREER NOTES: 2021: Went 2-3 with a 4.98 ERA in 29 games between Double-A New Hampshire and Triple-A Buffalo...Struck out 41 batters in 34.1 innings pitched. **2020:** Did not pitch. **2019:** Took part in his first Major League Spring Training...Posted a 3.06 ERA in 15 games for Double-A Montgomery...Was named a Southern League mid-season All-Star...Was acquired by Toronto as a Player To Be Named Later, Aug. 31. **2018:** Went 6-4 with eight saves and a 2.54 ERA in 38 games (four starts) between Single-A Charlotte and Double-A Montgomery. **2017:** Entered the season rated by *Baseball America* as Arizona's No. 10 prospect and as having the "Best Fastball" in the organization...Went 3-4 with a 3.32 ERA in 13 starts for Single-A Kane County in Arizona's system...Following the season, was acquired by Tampa Bay in exchange for right-handed pitcher Brad Boxberger, Nov. 30. **2016:** In his first professional season, went 1-0 with three saves and a 2.20 ERA in 17 games for Northwest League Hillsboro. **SIGNED BY:** Donnie Reynolds (ARI)

YEAR	CLUB	W	L	ERA	G	GS	CG	SHO	SV	IP	H	R	ER	HR	HB	BB	SO	SO/9	WP	BK	BAA	
2016	Hillsboro	1	0	2.20	17	0	0	0	3	16.2	13	5	4	0	5	23	12.7	1	0	.213		
2017	Kane County	3	4	3.32	13	13	0	0	0	62.2	55	28	23	4	3	23	68	9.8	4	0	.235	
2018	Charlotte	3	0	3.12	8	0	0	0	2	17.2	17	6	6	0	1	4	23	11.9	1	0	.254	
	Montgomery	3	4	2.37	30	4	0	0	6	60.2	34	16	16	6	2	26	74	11.0	2	0	.162	
2019	Montgomery	0	3	3.06	15	1	0	0	7	17.2	14	9	6	0	2	5	16	8.2	3	0	.206	
2020	DID NOT PITCH																					
2021	New Hampshire	2	3	7.63	11	1	0	0	0	15.2	15	19	13	4	0	9	25	14.7	1	0	.242	
	Buffalo	0	0	4.19	19	0	0	0	0	19.2	21	12	9	1	2	8	16	7.6	1	1	.276	
MINORS TOTALS		12	14	3.32	113	19	0	0	18	209.0	169	95	77	15	10	80	245	10.6	13	1	.217	

TEEL CARSON — LHP 2022 UPDATED STATS — MILB.COM

OD AGE: 26 **HT:** 6'0" **WT:** 160 **BATS:** L **THROWS:** L **BORN:** 12/17/95 Stillwater, Okla. **SCHOOL:** Oklahoma State University
OBTAINED: Selected in the 16th round of the 2018 First-Year Player Draft.
CAREER NOTES: 2019: Named Carolina League Player of the Month in August, pitching to a 0.87 ERA (3 ER/31.0 IP) in five starts...Began the season at Single-A Hagerstown before being promoted to Single-A Potomac on April 17...Made 25 appearances (16 starts) for Potomac, going 7-3 with a 3.12 ERA (36 ER/104.0 IP). **2018:** Went 1-0 with one save and a 2.39 ERA in 14 games (six starts) between GCL Nationals and short-season Single-A-Auburn...Struck out 30 batters while walking seven between the two clubs.
COLLEGE: Led the team with eight wins going 8-4 with a 4.34 ERA (42 ER/87 IP) during his junior year...He recorded 91 strikeouts and 38 walks in 2018. **SIGNED BY:** Ed Gustafson

YEAR	CLUB	W	L	ERA	G	GS	CG	SHO	SV	IP	H	R	ER	HR	HB	BB	SO	SO/9	WP	BK	BAA
2018	GCL Nationals	0	0	3.60	2	2	0	0	0	5.0	4	2	2	0	0	1	7	12.6	0	0	.211
	Auburn	1	0	2.20	12	4	0	0	1	32.2	31	9	8	1	0	6	23	6.3	1	0	.246
2019	Hagerstown	1	1	1.50	3	0	0	0	0	6.0	5	2	1	0	0	1	10	15.0	1	0	.217
	Potomac	7	3	3.12	25	16	0	0	0	104.0	93	43	37	4	1	32	93	8.0	6	0	.233
2020										DID NOT PITCH											
2021	Harrisburg	2	6	4.35	28	11	0	0	2	82.2	86	49	39	15	2	22	69	7.7	4	0	.273
	Rochester	0	1	4.82	5	0	0	0	0	10.1	5	5	5	2	0	3	8	7.7	0	0	.152
MINORS TOTALS		11	11	3.45	75	33	0	0	3	239.2	219	108	91	22	3	65	210	8.0	12	0	.245

TEJEDA, ERICK — INF 2022 UPDATED STATS — MILB.COM

OD AGE: 20 **HT:** 6'4" **WT:** 162 **BATS:** R **THROWS:** R **BORN:** 12/26/01, Santo Domingo, DOM
OBTAINED: Signed as a non-drafted free agent, July 2, 2018.
CAREER NOTES: **SIGNED BY:** Modesto Ulloa

YEAR	CLUB	AVG	G	AB	R	H	TB	2B	3B	HR	RBI	SH	SF	HP	BB	SO	SB	CS	OBP	SLG	OPS	E
2018										DID NOT PLAY / Signed Late												
2019	DSL Nationals	.215	38	130	9	28	31	1	1	0	11	0	0	1	13	32	1	3	.292	.238	.530	6
2020										DID NOT PLAY												
2021	DSL Nationals	.298	42	124	16	37	52	6	0	3	24	0	2	6	21	25	3	1	.418	.419	.838	5
MINORS TOTALS		.256	80	254	25	65	83	7	1	3	35	0	2	7	34	57	4	4	.357	.327	.684	11

TRITTAULT, JACKSON — RHP 2022 UPDATED STATS — MILB.COM

OD AGE: 25 **HT:** 6'5" **WT:** 189 **BATS:** R **THROWS:** R **BORN:** 6/3/96 Ruskin, Fla. **SCHOOL:** State College of Florida
OBTAINED: Selected in the seventh round of the 2017 First-Year Player Draft.
CAREER NOTES: 2021: Entered the season rated by *Baseball America* as the No. 27 prospect in Washington's Minor League system. **2020:** Participated in Instructional League following the season...Entered the season rated as the No. 24 prospect in Washington's system by *Baseball America* and the No. 23 prospect by MLB Pipeline.com. **2019:** Started the season with Single-A Potomac, going 4-2 with a 1.91 ERA (8 ER/37.2 IP) across seven starts...Was promoted to Double-A Harrisburg on April 29, throwing 85.2 innings over 18 starts for the Senators...Entered the season rated as the No. 21 prospect in Washington's system by *Baseball America* and the No. 27 prospect by MLB Pipeline.com. **2018:** Entered the season rated as the No. 16 prospect by *Baseball America* and the No. 17 prospect in Washington's system by MLB.com...Went 4-9 with a 4.07 ERA between Single-A Hagerstown and Single-A Potomac...His 138 strikeouts ranked second among Nationals Minor Leaguers...His 4.07 ERA ranked 10th among qualified pitchers in Washington's Minor League system. **2017:** Reported to the GCL Nationals following the 2017 Draft...Was promoted to short-season Single-A Auburn on Aug. 3. **COLLEGE:** Collected 105 strikeouts over 80.1 innings pitched in his lone season at the junior college level. **SIGNED BY:** Buddy Hernandez

YEAR	CLUB	W	L	ERA	G	GS	CG	SHO	SV	IP	H	R	ER	HR	HB	BB	SO	SO/9	WP	BK	BAA
2017	GCL Nationals	0	0	4.50	1	0	0	0	0	2.0	1	1	1	1	0	1	2	9.0	0	0	.143
	Auburn	2	2	2.58	11	6	0	0	0	38.1	32	15	11	1	0	16	36	8.5	2	0	.216
2018	Hagerstown	3	8	4.01	20	20	0	0	0	110.0	108	62	49	10	5	34	118	9.7	8	1	.255
	Potomac	1	1	4.37	4	4	1	0	0	22.2	21	12	11	2	0	7	20	7.9	0	0	.241
2019	Harrisburg	4	5	4.73	18	18	0	0	0	85.2	98	54	45	8	2	40	63	6.6	4	1	.292
	Potomac	4	2	1.91	7	7	0	0	0	37.2	29	8	8	0	2	13	29	6.9	1	0	.213
2020										DID NOT PITCH											
2021	FCL Nationals	0	1	1.93	2	2	0	0	0	6.2	2	1	1	0	0	2	5	9.6	1	0	.125
	Wilmington	0	2	5.14	3	3	0	0	0	14.0	14	8	8	3	0	4	12	7.7	2	0	.255
	Harrisburg	5	3	3.74	10	10	0	0	0	56.1	56	25	23	8	2	19	43	7.0	2	0	.259
	Rochester	0	1	3.27	2	1	1	0	0	11.0	10	4	4	1	1	3	12	9.8	1	0	.244
MINORS TOTALS		19	25	3.80	78	71	2	0	0	382.1	371	190	161	34	12	139	340	8.0	21	2	.253

THEOPHILE, RODNEY — RHP 2022 UPDATED STATS — MILB.COM

OD AGE: 22 **HT:** 6'5" **WT:** 258 **BATS:** R **THROWS:** R **BORN:** 9/16/99 Laguna de Perlas, Nicaragua
OBTAINED: Signed as a non-drafted free agent, June 1, 2018.
CAREER NOTES: 2021: Participated in Instructional League following the season. **SIGNED BY:** Johnny DiPuglia

YEAR	CLUB	W	L	ERA	G	GS	CG	SHO	SV	IP	H	R	ER	HR	HB	BB	SO	SO/9	WP	BK	BAA
2018	GCL Nationals	0	4	10.67	10	5	0	0	0	14.1	23	21	17	3	1	11	11	6.9	1	0	.359
2019										DID NOT PITCH / Injured											
2020										DID NOT PITCH											
2021	Fredericksburg	4	11	5.56	22	22	0	0	0	89.0	96	73	55	9	9	47	84	8.5	14	1	.270
MINORS TOTALS		4	15	6.27	32	27	0	0	0	104.1	119	94	72	12	10	58	95	8.3	15	1	.284

THREADGILL, RIGGS — RHP 2022 UPDATED STATS — MILB.COM

OD AGE: 22 **HT:** 6'4" **WT:** 228 **BATS:** R **THROWS:** R **BORN:** 9/14/99 Dallas, Texas **SCHOOL:** McLennan (Texas) Community College
OBTAINED: Selected in the 19th round of the 2021 First-Year Player Draft.
CAREER NOTES: 2021: Participated in Instructional League following the season. **COLLEGE:** In his sophomore season in 2021, he struck out 53 batters in 46.1 innings pitched. He went 4-3 with a 6.80 ERA in 16 games (10 starts). **SIGNED BY:** Brandon Larson

YEAR	CLUB	W	L	ERA	G	GS	CG	SHO	SV	IP	H	R	ER	HR	HB	BB	SO	SO/9	WP	BK	BAA
2021										DID NOT PITCH											



TOLMAN, ERIK — LHP 2022 UPDATED STATS — MILB.COM

OD AGE: 22 **HT:** 6'2" **WT:** 184 **BATS:** L **THROWS:** L **BORN:** 6/3/99 Irvine, Calif. **SCHOOL:** Arizona State University

OBTAINED: Selected in the 14th round of the 2021 First-Year Player Draft.

CAREER NOTES: 2021: Participated in Instructional League following the season. **SIGNED BY:** Mitch Sokol

YEAR	CLUB	W	L	ERA	G	GS	CG	SHO	SV	IP	H	R	ER	HR	HB	BB	SO	SO/9	WP	BK	BAA
2021										DID NOT PITCH											

TOMLIN, QUADE — INF 2022 UPDATED STATS — MILB.COM

OD AGE: 20 **HT:** 6'1" **WT:** 180 **BATS:** L **THROWS:** R **BORN:** 2/11/02 Lynchburg, Va. **SCHOOL:** Liberty Christian Academy (Va.)

OBTAINED: Signed as a non-drafted free agent, June 30, 2020.

CAREER NOTES: 2020: Participated in Instructional League following the season. **HIGH SCHOOL:** Was rated by Perfect Game as pre-season First-Team All-Region and the No. 8 prep prospect (No. 2 shortstop) in the state of Virginia entering the 2020 First-Year Player Draft...Hit .420 (29-for-69) with five doubles, one triple, nine home runs, 47 RBI and 40 runs scored in 26 games during his junior season in 2019 when he was named Virginia High School League State Player of the Year...Is the son of former Major League pitcher and former Nationals Minor League pitching coach, Randy Tomlin. **SIGNED BY:** Bobby Myrick

YEAR	CLUB	AVG	G	AB	R	H	TB	2B	3B	HR	RBI	SH	SF	HP	BB	SO	SB	CS	OBP	SLG	OPS	E
2020										DID NOT PLAY												
2021	FCL Nationals	.100	22	60	13	6	10	4	0	0	4	0	0	5	7	22	0	0	.250	.167	.417	4
MINORS TOTALS		.100	22	60	13	6	10	4	0	0	4	0	0	5	7	22	0	0	.250	.167	.417	4

TORRES, RAY — C 2022 UPDATED STATS — MILB.COM

OD AGE: 22 **HT:** 5'11" **WT:** 195 **BATS:** S **THROWS:** R **BORN:** 4/9/00 Brooklyn, N.Y. **SCHOOL:** San Jacinto College (Texas)

OBTAINED: Signed as a non-drafted free agent, June 24, 2020.

CAREER NOTES: 2020: Participated in Instructional League following the season. **COLLEGE:** Hit .444 (20-for-45) with six doubles, two triples, six walks, 12 RBI and 15 runs scored in 13 games during his freshman season in 2020...He was originally committed to play baseball at Louisiana State University, but chose to attend San Jacinto College. **SIGNED BY:** Brandon Larson

YEAR	CLUB	AVG	G	AB	R	H	TB	2B	3B	HR	RBI	SH	SF	HP	BB	SO	SB	CS	OBP	SLG	OPS	E
2020										DID NOT PLAY												
2021	FCL Nationals	.194	12	36	6	7	9	0	1	0	4	0	1	1	3	12	0	0	.268	.250	.518	2
MINORS TOTALS		.194	12	36	6	7	9	0	1	0	4	0	1	1	3	12	0	0	.268	.250	.518	2

TROOP, ALEX — LHP 2022 UPDATED STATS — MILB.COM

OD AGE: 25 **HT:** 6'5" **WT:** 210 **BATS:** L **THROWS:** L **BORN:** 7/19/96 Batavia, Ill. **SCHOOL:** Michigan State University

OBTAINED: Selected in the ninth round of the 2017 First-Year Player Draft.

CAREER NOTES: 2021: Led Washington's Minor League system with eight wins and ranked eighth with 100 strikeouts...Posted a 3.35 ERA in 28 games (eight starts) between High-A Wilmington and Double-A Harrisburg...Went 7-1 with a 1.59 ERA (8 ER/45.1IP), 50 strikeouts, seven walks and a .171 opponents' average in 20 relief appearances. **2019:** Started the year with short-season Single-A Auburn, tossing 11.0 scoreless innings with 15 strikeouts and no walks in three starts...Promoted to Single-A Hagerstown on July 4...Made 11 relief appearances for the Suns, posting a 2.18 ERA (8 ER/33.0 IP) with 34 strikeouts against just three walks. **2018:** Struck out 16 batters in 17.0 IP (8.5 SO/9 IP). **2017:** Posted a 2.79 ERA across three levels of Washington's system. **COLLEGE:** Was one of five finalists for the John Olerud Two-Way Player Award, given by the College Baseball Foundation, as he played first base and served as a designated hitter in games he was not pitching for the Spartans...Tied for the Big Ten lead in wins with eight and ranked fourth in the conference with a 2.47 ERA in 14 starts...Was named second team All-Big-10 honors. **SIGNED BY:** Justin Bloxom

YEAR	CLUB	W	L	ERA	G	GS	CG	SHO	SV	IP	H	R	ER	HR	HB	BB	SO	SO/9	WP	BK	BAA	
2017	GCL Nationals	0	0	0.00	1	1	0	0	0	2.0	0	0	0	0	0	0	2	9.0	0	0	.000	
	Auburn	2	4	3.13	10	3	0	0	0	31.2	30	12	11	3	0	9	23	6.5	3	0	.246	
	Hagerstown	0	0	1.80	2	0	0	0	0	5.0	2	1	1	1	0	0	4	7.2	0	0	.125	
2018	Hagerstown	1	3	4.76	4	3	0	0	0	17.0	21	12	9	2	0	5	16	8.5	0	0	.284	
2019	Auburn	0	0	0.00	3	3	0	0	0	11.0	4	0	0	0	0	15	12.3	0	0	0	.108	
	Hagerstown	1	3	2.18	11	0	0	0	0	33.0	22	11	8	2	1	3	34	9.3	4	0	.193	
2020										DID NOT PITCH												
2021	Wilmington	8	5	3.84	24	8	0	0	0	74.2	77	39	31	9	3	15	85	10.5	3	0	.268	
	Harrisburg	0	0	0.00	4	0	0	0	0	12.2	2	0	0	0	0	15	12.7	0	0	0	.059	
MINORS TOTALS		12	15	2.95	59	18	0	0	0	183.0	158	75	60	17	4	32	194	9.5	10	0	.229	

UPSHAW, ARMOND — OF 2022 UPDATED STATS — MILB.COM

OD AGE: 25 **HT:** 6'0" **WT:** 190 **BATS:** S **THROWS:** L **BORN:** 6/20/96 Newman, Ga. **SCHOOL:** Pensacola State (Fla.) Junior College

OBTAINED: Selected in the 11th round of the 2016 First-Year Player Draft.

CAREER NOTES: 2021: Led Nationals farmhands in triples (1st, 7), runs scored (1st, 63), stolen bases (1st, 29)...Also ranked in OPS (4th, .772), slugging percentage (6th, .429), batting average (6th, .257), RBI (7th, 49), walks (7th, 39), extra-base hits (8th, 33) and on-base percentage (9th, .343). **2019:** Played in 98 games between Single-A Hagerstown and Single-A Potomac...His 27 steals were second-most among Nationals farmhands. **2018:** Entered the season rated as the No. 30 prospect in Washington's system by MLB.com...His 24 stolen bases ranked second among all Nationals Minor Leaguers. **2017:** Ranked second in the New York-Penn League with 41 walks...Led the Doubledeays with 11 stolen bases. **2016:** Reported to the GCL Nationals following the 2016 Draft...Hit safely in eight of the 13 games he played in. **COLLEGE:** Started all but one game during his two-year career at Pensacola State College...In his sophomore campaign, hit .337 with five doubles, one triple, five home runs and 26 RBI...Led the club with 33 stolen bases...Signed a National Letter of Intent to play at the University of Missouri before eventually signing with the Nationals. **SIGNED BY:** Eric Robinson

YEAR	CLUB	AVG	G	AB	R	H	TB	2B	3B	HR	RBI	SH	SF	HP	BB	SO	SB	CS	OBP	SLG	OPS	E
2016	GCL Nationals	.325	13	40	6	13	16	1	1	0	2	2	1	3	2	12	3	2	.391	.400	.791	0
2017	Auburn	.179	60	195	26	35	46	6	1	1	10	6	0	9	41	62	11	5	.347	.236	.583	1
2018	Hagerstown	.234	113	363	48	85	106	20	1	2	25	9	2	3	42	129	24	9	.317	.292	.609	5
2019	Potomac	.194	36	103	18	20	25	1	2	0	5	3	0	5	19	38	9	5	.346	.243	.589	2
	Hagerstown	.215	62	209	22	45	63	4	4	2	28	3	2	3	22	66	18	5	.297	.301	.598	2
2020										DID NOT PLAY												
2021	Wilmington	.257	83	296	52	76	127	14	5	9	43	3	2	9	31	98	24	10	.343	.429	.772	6
	Harrisburg	.186	17	59	11	11	20	2	2	1	6	0	0	2	8	25	5	2	.304	.339	.643	2
MINORS TOTALS		.225	384	1265	183	285	403	41	16	15	119	26	7	34	165	430	94	38	.329	.319	.648	18

UREÑA, EDWARD — RHP 2022 UPDATED STATS - MILB.COM

OD AGE: 23 **HT:** 6'3" **WT:** 190 **BATS:** R **THROWS:** R **BORN:** 3/21/99 Moca, DOM **SCHOOL:** Western Oklahoma State College

OBTAINED: Signed as a non-drafted free agent, June 22, 2020.

CAREER NOTES: 2020: Participated in Instructional League following the season. **COLLEGE:** Appeared in four games (three starts) as a sophomore in 2020, posting a 2.51 ERA (4 ER/14.1IP) with 21 strikeouts and four walks...Went 6-1 with a 4.06 ERA (23 ER/51.0 IP) in 16 appearances (one start) as a sophomore in 2019. **SIGNED BY:** Jerad Head

YEAR	CLUB	W	L	ERA	G	GS	CG	SHO	SV	IP	H	R	ER	HR	HB	BB	SO	SO/9	WP	BK	BAA
DID NOT PITCH																					
2020	FCL Nationals	0	0	0.00	1	0	0	0	0	3.0	1	0	0	0	0	0	4	12.0	0	0	.100
	Fredericksburg	1	1	6.26	18	0	0	0	0	27.2	35	21	19	2	3	12	29	9.5	4	1	.304
MINORS TOTALS		1	1	5.64	19	0	0	0	0	31.1	36	21	19	2	3	12	33	9.8	4	1	.288

VAQUERO, CRISTHIAN — CF 2022 UPDATED STATS - MILB.COM

OD AGE: 17 **HT:** 6'3" **WT:** 180 **BATS:** S **THROWS:** R **BORN:** 9/13/04 Havana, Cuba

OBTAINED: Signed as a non-drafted free agent, Jan. 15, 2022.

CAREER NOTES: 2022: Enters the season as Washington's No. 5 prospect per MLB Pipeline.com...Was the No. 1 prospect in the 2022 International Class, per *Baseball America*... Was the No. 2 prospect in the class, per MLB Pipeline.com. **SIGNED BY:** Johnny DiPuglia

YEAR	CLUB	AVG	G	AB	R	H	TB	2B	3B	HR	RBI	SH	SF	HP	BB	SO	SB	CS	OBP	SLG	OPS	E
2021	DID NOT PLAY / Signed Late																					

VERGA, ONIX — C 2022 UPDATED STATS - MILB.COM

OD AGE: 23 **HT:** 5'10" **WT:** 220 **BATS:** R **THROWS:** R **BORN:** 9/7/98 Trujillo Alto, PR **SCHOOL:** Broward (Fla.) College

OBTAINED: Selected in the 20th round of the 2018 First-Year Player Draft.

CAREER NOTES: 2021: Participated in Instructional League following the season. **2019:** Hit safely in a season-high seven straight games from Aug. 19-28, going 10-for-23 (.435) with three doubles over that stretch. **2018:** Spent his first professional season with the GCL Nationals. **COLLEGE:** In his lone season at Broward College, he batted .338 (69-for-204) with nine doubles, five home runs and recorded team-highs in RBI (46) and walks (29). **SIGNED BY:** Alex Morales

YEAR	CLUB	AVG	G	AB	R	H	TB	2B	3B	HR	RBI	SH	SF	HP	BB	SO	SB	CS	OBP	SLG	OPS	E
2018	GCL Nationals	.276	21	58	7	16	18	2	0	0	5	1	0	3	9	4	2	1	.400	.310	.710	1
2019	Auburn	.267	39	150	10	40	48	6	1	0	20	0	3	1	12	23	2	3	.319	.320	.639	5
DID NOT PITCH																						
2021	Fredericksburg	.233	71	240	22	56	77	12	0	3	35	1	4	10	34	47	5	0	.347	.321	.668	6
MINORS TOTALS		.250	131	448	39	112	143	20	1	3	60	2	7	14	55	74	9	4	.345	.319	.665	12



VERRETT, LOGAN — RHP 2022 UPDATED STATS - MILB.COM

OD AGE: 31 **HT:** 6'2" **WT:** 190 **BATS:** R **THROWS:** R **BORN:** 6/19/90 Corpus Christi, Texas **SCHOOL:** Oakland (Texas) High School

OBTAINED: Signed as a Minor League free agent, Feb. 10, 2022.

CAREER NOTES: **2021:** Signed with the Seattle Mariners organization on May 24. **2019:** Spent the season with Double-A Midland in Oakland's Minor League system. **2018:** Spent the season with the NC Dinos of the Korean Baseball Organization. **2017:** Had three Major League stints with the Baltimore Orioles. **2016:** Enjoyed three stints with the Mets...Went 3-0 with a 0.52 ERA (1 ER/17.1 IP) in April...His 0.52 April ERA led the majors (min. 15 innings)...Tossed a career-high 16.1 scoreless innings from April 13-29...Won consecutive games (4/25-26 vs. CIN), to become the first Mets pitcher to do so since Joe Smith (9/9-10/08)...According to the *Elias Sports Bureau*, he was the first pitcher in Major League history with two relief wins and two scoreless starts of at least 6.0 innings before the end of April. **2015:** Claimed off waivers by the Rangers on April 2...Was returned to the Mets on May 4 and was outrighted to Triple-A Las Vegas...Made his Major League debut with Texas on April 8 at Oakland...Worked 2.2 innings and allowed two runs...Earned his first career win in his first career start on Aug. 23 at Colorado...Became the first Mets starter ever to pitch at least 8.0 innings at Coors Field, and the sixth Met to ever allow one run or less in a start at the ballpark...Tossed 3.0 shutout innings on July 5 at Los Angeles (NL) in an 8-0 win to earn his first Major League save. **2014:** Made 28 starts with Triple-A Las Vegas, going 11-5 with a 4.33 ERA (78 ER/162.0 IP)...His 28 starts were tied for the most in the Pacific Coast League, while his 162.0 IP ranked second, his 11 wins ranked third, and his 1.89 walks/9.0 IP ranked fifth...Selected by the Orioles in the 2014 Rule 5 Draft. **2013:** Tied for the Eastern League lead in victories (12)...Allowed 10.48 base runners/9.0 IP, the best ratio in the EL...Led the EL with a 1.14 WHIP...Walked 31 batters in 146.0 IP, an average of 1.91 walks/9.0 IP, the fourth-best mark among starters in the league. **2012:** Made 17 starts between Single-A Savannah and Single-A St. Lucie...Named the South Atlantic League Pitcher of the Week for the period ending July 16...Went 2-0 with a 2.09 ERA (9 ER/38.2 IP) in six starts for St. Lucie. **HIGH SCHOOL:** Graduated from Calallen (Texas) High School...Led Calallen to the 2008 Texas Class 4A state title...The team went 42-1 and finished ranked No. 9 nationally in the final Collegiate Baseball/Eastern Sports rankings...Named to the 2008 UIL 4A State Tournament Team...Selected as the 2008 Texas Sports Writers Association Class 4A Player of the Year and first-team all-state pitcher...Posted an 18-0 record with a 0.67 ERA, 167 strikeouts, 12 complete games, and three shutouts as a senior...Played football at Calallen for three years, earning Calallen-Times All-South Texas, all-metro, and all-district honors as a wide receiver...Attended Baylor (TX) University...Ranks seventh in Baylor history with 257 strikeouts, third among pitchers with three or fewer years of experience...His 3.52 career ERA in Big 12 Conference play ranks third in school history...Named second team All-Big 12 in 2010...Invited to the 2009 USA Baseball National Team trials...Originally selected by the New York Mets in the third round of the 2011 First-Year Player Draft.

YEAR	CLUB	W	L	ERA	G	GS	CG	SHO	SV	IP	H	R	ER	HR	HB	BB	SO	SO/9	WP	BK	BAA
2012	St. Lucie	2	0	2.09	6	6	1	0	0	38.2	30	11	9	4	0	4	26	6.1	2	0	.205
	Savannah	3	2	3.06	11	11	1	1	0	64.2	57	32	22	7	3	9	67	9.3	3	0	.228
2013	Binghamton	12	6	4.25	24	24	0	0	0	146.0	136	72	69	21	3	31	132	8.1	4	1	.249
2014	Las Vegas	11	5	4.33	28	28	1	0	0	162.0	188	94	78	17	7	34	119	6.6	9	1	.291
2015	New York (NL)	1	1	3.03	14	4	0	0	1	38.2	23	13	13	5	2	11	36	8.4	0	0	.174
	Texas	0	1	6.00	4	0	0	0	0	9.0	11	7	6	1	0	4	3	3.0	1	0	.306
	Las Vegas	5	3	4.59	18	11	0	0	0	64.2	69	35	33	6	1	19	53	7.4	4	0	.278
2016	New York (NL)	3	8	5.20	35	12	0	0	0	91.2	100	55	53	16	4	43	66	6.5	4	1	.283
	Las Vegas	2	0	1.50	2	2	0	0	0	12.0	8	2	2	1	0	8	5	3.8	1	1	.186
2017	Baltimore	2	0	4.22	4	0	0	0	0	10.2	11	6	5	3	2	3	9	7.6	0	0	.275
	Norfolk	2	6	5.10	40	2	0	0	5	60.0	56	40	34	9	4	22	49	7.4	2	0	.242
2018	NC Dinos	6	10	5.28	29	29	0	0	0	155.0	178	94	91	24	9	59	144	8.4	10	1	—
2019	Midland	1	0	3.93	7	4	0	0	0	34.2	30	15	15	4	1	4	33	8.7	0	0	.234
2020										DID NOT PITCH											
2021	Cleburn (IND)	0	0	1.50	1	1	0	0	0	6.0	3	1	1	1	0	1	7	6.9	0	0	—
	Tacoma	11	4	4.74	19	19	0	0	0	114.0	123	64	60	23	3	16	88	7.4	3	0	.272
MINORS TOTALS		49	26	4.16	155	107	3	1	5	697.1	697	365	322	92	22	147	572	7.4	28	3	.259
MLB TOTALS		6	10	4.62	57	16	0	0	1	150.0	145	81	77	25	8	61	114	6.8	5	1	.258
KBO TOTALS		6	10	5.28	29	29	0	0	0	155.0	178	94	91	24	9	59	144	8.4	10	1	—

WELLS, NICK — LHP 2022 UPDATED STATS - MILB.COM

OD AGE: 26 **HT:** 6'5" **WT:** 200 **BATS:** L **THROWS:** L **BORN:** 2/21/96 Alexandria, Va. **SCHOOL:** Battlefield (Va.) High School

OBTAINED: Acquired from Seattle in exchange for RHP Austin Adams, May 4, 2019.

CAREER NOTES: **2021:** Went 0-3 with a 4.96 ERA in 32 outings between Double-A Harrisburg and Triple-A Rochester. **2020:** Was a member of the 60-Player Pool...Spent the entire season at the Alternate Training Site (Fredericksburg). **2019:** Began the season with Single-A Modesto, making five starts for the Seattle affiliate...Assigned to Single-A Hagerstown after being acquired from Seattle...Went 1-0 with a 2.19 ERA (3 ER/12.1 IP) in six relief appearances for the Suns. **2018:** Split the season between Single-A Clinton and High-A Modesto. **2017:** Made 25 starts with Single-A Clinton. **2016:** Made 18 starts with Single-A Clinton. **2015:** Began the season with Bluefield (TOR) in the Appalachian League, but finished with short-season Single-A Everett after joining the Mariners organization in a trade...Named Northwest League Player of the Week, Aug. 3-9. **2014:** Began professional season with the GCL Blue Jays. **HIGH SCHOOL:** Graduated Battlefield (Va.) High School in 2014...Originally selected by Toronto in the third round of the 2014 First-Year Player Draft. **SIGNED BY:** Doug Witt (TOR)

YEAR	CLUB	W	L	ERA	G	GS	CG	SHO	SV	IP	H	R	ER	HR	HB	BB	SO	SO/9	WP	BK	BAA
2014	GCL Blue Jays	1	3	5.71	11	4	0	0	0	34.2	44	27	22	1	0	11	18	4.7	5	0	.303
2015	Bluefield	1	2	4.78	7	7	0	0	0	32.0	30	17	17	4	0	11	31	8.7	1	0	.246
	Everett	1	0	1.00	4	3	0	0	0	18.0	6	2	2	0	1	4	16	8.0	0	0	.100
2016	Clinton	1	9	5.55	18	18	0	0	0	84.1	95	61	52	9	2	38	60	6.4	3	1	.283
	AZL Mariners	0	0	0.00	4	4	0	0	0	10.0	6	0	0	0	0	2	6	5.4	0	0	.171
2017	Clinton	6	10	6.15	25	25	0	0	0	123.0	154	90	84	17	9	43	95	7.0	10	1	.312
2018	Clinton	4	4	4.44	14	14	1	0	0	73.0	73	39	36	4	1	33	62	7.6	3	1	.264
2019	Modesto	5	4	5.45	14	14	0	0	0	66.0	78	47	40	4	5	29	61	8.3	8	1	.293
	Modesto	1	2	7.91	5	5	0	0	0	19.1	23	20	17	2	1	7	21	9.9	2	0	.303
2020	Hagerstown	1	0	2.19	6	0	0	0	1	12.1	13	4	3	0	0	7	11	8.2	2	0	.265
	Fredericksburg									Alternate Training Site											
2021	Rochester	0	3	6.47	22	0	0	0	0	32.0	34	23	23	3	1	23	29	8.2	3	0	.276
	Harrisburg	0	0	2.12	10	0	0	0	0	17.0	18	5	4	0	0	5	20	10.6	2	0	.290
MINORS TOTALS		21	37	5.18	140	94	1	0	1	523.2	574	335	300	44	20	213	430	7.4	39	4	.281

WHITE, T.J. (TREYLEN) — OF **2022 UPDATED STATS - MILB.COM**

OD AGE: 18 **HT:** 6'2" **WT:** 218 **BATS:** S **THROWS:** R **BORN:** 7/23/03 Moore, S.C. **SCHOOL:** Dorman (S.C.) High School
OBTAINED: Selected in the fifth round of the 2021 First-Year Player Draft.
CAREER NOTES: 2022 Enters the season as Washington's No. 27 prospect per MLB Pipeline.com. 2021: Participated in Instructional League following the season. **HIGH SCHOOL:** Hit .505 (46-for-91) with nine doubles, one triple, eight home runs, 37 RBI, 17 stolen bases, 35 walks and 29 runs scored during his senior season...Was rated by Perfect Game as the No. 4 high school player (No. 2 outfielder) in the state of South Carolina. **SIGNED BY:** Eric Robinson

YEAR CLUB	AVG	G	AB	R	H	TB	2B	3B	HR	RBI	SH	SF	HP	BB	SO	SB	CS	OBP	SLG	OPS	E
2021 FCL Nationals	.283	15	53	11	15	29	2	0	4	12	0	0	1	5	14	1	0	.356	.547	.903	0
MINORS TOTALS	.283	15	53	11	15	29	2	0	4	12	0	0	1	5	14	1	0	.356	.547	.903	0

WILLIAMS, STEVEN — C **2022 UPDATED STATS - MILB.COM**

OD AGE: 23 **HT:** 6'3" **WT:** 220 **BATS:** L **THROWS:** R **BORN:** 2/18/99 Albany, Ga. **SCHOOL:** Auburn (Ala.) University
OBTAINED: Selected in the 18th round of the 2021 First-Year Player Draft.
CAREER NOTES: 2021: Participated in Instructional League following the season. **COLLEGE:** Appeared in 48 games during his senior season, spending time at catcher (20 G), right field (20 G), left field (4 G) and designated hitter (2 G)...He hit .247 with nine doubles, one triple, 13 home runs, 36 RBI, 28 walks and 38 runs scored in 2021...For his career, he clubbed 36 home runs in three seasons, tied for sixth-most in school history. **SIGNED BY:** Eric Robinson

YEAR CLUB	AVG	G	AB	R	H	TB	2B	3B	HR	RBI	SH	SF	HP	BB	SO	SB	CS	OBP	SLG	OPS	E
2021 FCL Nationals	.429	5	14	5	6	12	0	0	2	5	0	0	0	4	0	0	0	.556	.857	1.413	1
2021 Fredericksburg	.160	7	25	3	4	4	0	0	0	3	0	0	1	3	7	0	0	.276	.160	.436	0
MINORS TOTALS	.256	12	39	8	10	16	0	0	2	8	0	0	1	7	7	0	0	.383	.410	.793	1

WILLINGHAM, AMOS — RHP **2022 UPDATED STATS - MILB.COM**

OD AGE: 23 **HT:** 6'4" **WT:** 225 **BATS:** R **THROWS:** R **BORN:** 8/21/98 Rome, Ga. **SCHOOL:** Georgia Tech
OBTAINED: Selected in the 17th round of the 2019 First-Year Player Draft.
CAREER NOTES: 2019: Reported to short-season Single-A Auburn following the 2019 First-Year Player Draft. **COLLEGE:** Had an 8-2 record with a 5.19 ERA (40 ER/69.1 IP) in his one season with the Jackets...Was a junior college transfer from Snead State (Ala.) Community College...As a member of the 2016 class, was ranked as the No. 8 right-handed pitcher in the state of Georgia and the No. 177 right nationally by Perfect Game. **HIGH SCHOOL:** A 2015 PG Underclassmen All-American High Honorable Mention at Chattooga (Ga.) High School. **SIGNED BY:** Eric Robinson

YEAR CLUB	W	L	ERA	G	GS	CG	SHO	SV	IP	H	R	ER	HR	HB	BB	SO	SO/9	WP	BK	BAA	
2019 Auburn	1	4	3.67	12	2	0	0	1	27.0	28	11	11	1	2	4	18	6.0	4	0	.264	
2020	DID NOT PITCH																				
2021 Fredericksburg	3	0	2.28	23	0	0	0	2	47.2	36	15	12	4	1	19	42	8.0	6	0	.206	
Wilmington	1	0	14.54	6	0	0	0	0	13.0	26	21	21	6	1	6	14	9.7	1	0	.413	
MINORS TOTALS	5	4	4.53	41	2	0	0	3	88.1	90	47	44	11	4	29	74	7.6	11	0	.262	

WILSON, CODY — OF **2022 UPDATED STATS - MILB.COM**

OD AGE: 25 **HT:** 6'2" **WT:** 195 **BATS:** R **THROWS:** R **BORN:** 7/24/96 West Palm Beach, Fla. **SCHOOL:** Florida Atlantic University
OBTAINED: Selected in the 13th round of the 2018 First-Year Player Draft.
CAREER NOTES: 2022: Enters the season cited by *Baseball America* as the "Best Defensive Outfielder" in Washington's Minor League system for the third consecutive seasons (2020-2022). 2021: Took part in his first Major League Spring Training...On April 6 was selected to the Major League roster as a Replacement Player...Made his Major League debut as a pinch hitter in the bottom of the third inning on April 7 vs. Atlanta...Hit .124 with three doubles, two triples, nine RBI, 22 walks, 10 stolen bases and 15 runs scored in 57 games between three levels of Washington's Minor League system. 2020: Participated in Instructional League following the season. 2019: Ranked among Nationals Minor Leaguers in steals (3rd, 23) and triples (T3rd, 6)...Hit .222 with nine doubles, six triples, five homers, 28 RBI, 23 stolen bases and 55 runs scored in 86 games between Single-A Hagerstown, the GCL Nationals and Short-season Single-A Auburn. 2018: Spent his entire first professional season with short-season Single-A Auburn. **COLLEGE:** Graduated from Jupiter High School in Jupiter, Fla...Attended Palm Beach State College and Florida Atlantic University...Hit .285 with a team-high 14 home runs and 19 stolen bases in his lone season at FAU. **SIGNED BY:** Alex Morales

YEAR CLUB	AVG	G	AB	R	H	TB	2B	3B	HR	RBI	SH	SF	HP	BB	SO	SB	CS	OBP	SLG	OPS	E
2018 Auburn	.278	48	180	24	50	70	10	5	0	18	1	1	5	17	39	3	5	.355	.389	.744	2
2019 Hagerstown	.215	77	297	49	64	96	9	4	5	23	7	2	5	37	96	22	5	.311	.323	.634	2
GCL Nationals	.267	4	15	2	4	4	0	0	0	2	0	0	0	1	2	2	1	.389	.267	.656	0
Auburn	.286	5	21	4	6	10	0	2	0	3	0	0	0	2	6	0	0	.348	.476	.824	0
2020	DID NOT PLAY																				
2021 Washington	.000	1	1	0	0	0	0	0	0	0	0	0	0	0	0	0	0	.000	.000	.000	0
Harrisburg	.115	17	52	2	6	9	1	1	0	1	0	0	0	6	14	0	2	.207	.173	.380	0
Rochester	.127	33	102	10	13	17	2	1	0	7	2	0	1	12	38	7	2	.226	.167	.393	1
Wilmington	.130	7	23	3	3	3	0	0	0	1	0	0	0	4	9	3	0	.259	.130	.390	0
MINORS TOTALS	.212	191	690	94	146	209	22	13	5	55	10	3	12	80	204	36	15	.303	.303	.606	5
MLB TOTALS	.000	1	1	0	0	0	0	0	0	0	0	0	0	0	0	0	0	.000	.000	.000	0

WITT, PAUL — SS **2022 UPDATED STATS - MILB.COM**

OD AGE: 24 **HT:** 6'0" **WT:** 190 **BATS:** R **THROWS:** R **BORN:** 10/29/97 Stony Brook, N.Y. **SCHOOL:** Virginia Commonwealth University
OBTAINED: Signed as a non-drafted free agent, July 30, 2020.
CAREER NOTES: **SIGNED BY:** Bobby Myrick

YEAR CLUB	AVG	G	AB	R	H	TB	2B	3B	HR	RBI	SH	SF	HP	BB	SO	SB	CS	OBP	SLG	OPS	E
2020	DID NOT PLAY																				
2021 Fredericksburg	.145	18	55	6	8	10	2	0	0	5	0	2	1	7	10	0	0	.246	.182	.428	4
Wilmington	.132	17	53	2	7	9	2	0	0	2	0	0	0	0	10	1	0	.132	.170	.302	3
MINORS TOTALS	.139	35	108	8	15	19	4	0	0	7	0	2	1	7	20	1	0	.195	.176	.371	7

MEDIA



WASHINGTON NATIONALS COMMUNICATIONS STAFF



JENNIFER GIGLIO
 Senior Vice President | Communications
 Office: 202.640.7701
 Cell: 202.302.6405
 Jennifer.Giglio@nationals.com



VALERIE TODRYK KREBS
 Executive Director | Communications
 Office: 202.640.7066
 Cell: 608.206.0275
 Valerie.Krebs@nationals.com



KYLE BROSTOWITZ
 Director | Communications
 Office: 202.640.7439
 Cell: 202.281.5136
 Kyle.Brostowitz@nationals.com



MELISSA STROZZA
 Senior Manager | Communications
 Office: 202.640.7417
 Cell: 850.238.1489
 Melissa.Strozza@nationals.com



DEVON BRIDGES
 Coordinator | Communications
 Office: 202.640.7717
 Cell: 925.202.9339
 Devon.Bridges@nationals.com

WASHINGTON NATIONALS MEDIA AWARD WINNERS

In 2016, the Washington D.C. media started the tradition of handing out three end-of-season awards to members of the Washington Nationals.

In 2021, **Juan Soto** (Player of the Year), **Kyle Finnegan** (Pitcher of the Year) and **Josh Bell** (Good Guy Award) brought home the honors.

Past Winners

2020 - Juan Soto (Player of the Year), Max Scherzer (Pitcher of the Year) and Sean Doolittle (Good Guy Award)

2019 - Anthony Rendon (Player of the Year), Stephen Strasburg (Pitcher of the Year) and Sean Doolittle (Good Guy Award)

2018 - Bryce Harper (Player of the Year), Max Scherzer (Pitcher of the Year), Sean Doolittle (Good Guy Award)

2017 - Anthony Rendon (Player of the Year), Max Scherzer (Pitcher of the Year), Ryan Zimmerman (Good Guy Award)

2016 - Daniel Murphy (Player of the Year), Max Scherzer (Pitcher of the Year), Ryan Zimmerman (Good Guy Award)

NATS NEWS

To follow the Nationals Baseball Media Relations Department on Twitter, visit our MEDIA-ONLY account:

@NationalsPR

For access to up-to-the-minute notes, stats, news and the Nationals' 2022 Media Guide online, visit:

nationalspressbox.com

NATIONALS ON TELEVISION

MASN

The television home of the Washington Nationals, MASN is an independent regional sports network that televises every available Nationals game. Owned by the Nationals and the Baltimore Orioles, the network gives fans exclusive access to action on the field and inside the game. Bob Carpenter and Kevin Frandsen will provide fans with play-by-play and color analysis during MASN's Nationals telecasts.

All of MASN's cable, satellite and fiber optic distributors carry MASN and MASN2 on a consistent channel throughout the season and most providers also carry MASN HD and MASN2 HD. Visit www.MASNsports.com for local listings.

MASN's television territory covers all or parts of six states and the District of Columbia, from Harrisburg, Pa, to Charlotte, N.C., including Maryland, Delaware, Virginia and West Virginia. The network is carried by most cable and satellite providers in the mid-Atlantic region. For more information, visit www.MASNsports.com.

BOB CARPENTER



Bob Carpenter is in his 17th season with MASN and the Nationals, and his 39th in Major League Baseball. After earning a Radio-TV-Film degree with honors from the University of Missouri-Kansas City in 1975, Carpenter began his broadcasting career in 1976 on radio baseball play-by-play with the Tulsa Oilers. Carpenter came to Washington in 2006 after 10 years on TV and radio with the St. Louis Cardinals and 16 seasons of MLB on ESPN. During the spring of 2017, Carpenter retired from calling college basketball games after 40 years, the last 15 with the University of Oklahoma, and many with ESPN and USA Network. He was inducted into the Oklahoma Broadcasters Association Hall of Fame in March 2017. A St. Louis native, Carpenter's MLB debut came in 1984 with Cardinals baseball on Sportstime Cable Network, and he returned in 1995 on KPLR-TV and KMOX Radio. Carpenter was nominated for four St. Louis/Mid-America Emmys, winning twice (1996 and 1997), and a National Capital/Chesapeake Bay Emmy in 2008 for his Nationals play-by-play.

Carpenter was also named co-D.C. Sportscaster of the Year in 2014 by the National Sportscasters and Sportswriters Association. Carpenter appeared on TV in the 1980s and 1990s, calling MLB games with the Rangers, Mets and Twins. He announced MLB, college basketball, and college football during 18 seasons of play-by-play with ESPN from 1988-2005, and, as a reporter, was in Denver and Phoenix for two MLB Expansion Drafts. Carpenter has broadcast baseball playoffs, five Triple-A All-Star Games, NCAA/NIT Basketball Tournaments and College Football bowl games. His studio work includes College Gameday and College Football Scoreboard shows. Carpenter announced the 2005 NCAA Basketball Final Four in his hometown of St. Louis for NCAA International TV, one of the seven NCAA tournaments he has called. Before joining ESPN, Carpenter handled a variety of sports for USA Network, including pro soccer, college basketball and football, PGA Golf (including The Masters) and professional tennis (including the U.S. Open). Carpenter announced numerous soccer matches at RFK Stadium, starting as the TV voice of Team America in 1983, and worked several matches in D.C. during the 1994 World Cup. Bob and his wife of 42 years, Debbie, have two daughters, a son-in-law and grandson: Katie, Allison and Ryan, and James.

KEVIN FRANSDEN



A member of Washington's 2014 National League East Division championship team, Kevin Frandsen joins MASN and the Nationals in 2022 after four seasons as a member of the Philadelphia Phillies radio broadcast team. He was hired by Philadelphia in 2018 and worked select road games on the Phillies Radio Network before his role expanded in 2019 to include the majority of the road schedule along with several home broadcasts. Since 2019, Frandsen has also hosted shows on MLB Network Radio. From 2016 to 2019, Frandsen worked on AM radio in the San Francisco Bay area. He co-hosted "KNBR Tonight" KNBR 680 AM and, prior to that, spent a year as co-host for KNBR 1050 AM's morning drive show, "The Audible." Frandsen is a veteran of nine Major League seasons with the San Francisco Giants (2006-09, 2015), Los Angeles Angels (2010), Philadelphia Phillies (2012-13) and Washington Nationals (2014). A versatile

defender and utility player, he saw action at second base, third base, first base, outfield, shortstop and designated hitter during his Major League career. Frandsen is a native of San Jose, Calif. and was selected in the 12th round of the 2004 First-Year Player Draft out of San Jose State University where he set the all-time record for career hits (246). Following the passing of his brother DJ in 2004, the Frandsen family started the 19 For Life Foundation, created to celebrate the gift that DJ Frandsen was to his family, friends and his community. The 19 For Life Foundation is a lasting legacy to DJ's beliefs in giving back, making a difference, being a man for others and never giving up. Kevin and his wife Amanda live in Haddon Heights, N.J., with their daughter Tenley and son Daylen Jon ("DJ").

DAN KOLKO



Dan Kolko returns for his 11th season covering the Nationals, having joined the organization after nine years as part of MASN's team coverage. Most recently, Kolko served as the host for the network's "Nats Xtra" pre- and post-game shows, working alongside analyst Bo Porter for two years, including the Nationals' World Series Championship season in 2019. Kolko served as on-field reporter on MASN's game broadcasts from 2014-18, and as the team's beat writer for MASNsports.com from 2012-14. Kolko spent part of the lead-up to the abbreviated 2020 season hosting various social media recaps of the Nationals' 2019 Postseason run along with General Manager Mike Rizzo and Ryan Zimmerman. Kolko and Zimmerman then teamed up to co-host a Game 7 Reunion on Zoom, with nearly two-dozen members of the World Series Championship team joining to re-watch the decisive game and raise money for Zimmerman's "Pros

for Heroes" Covid-19 relief fund. In 2022, Kolko will again host the weekly "Nats Insider" radio show on 106.7 The Fan, airing on Saturdays. Kolko is also a contributor to MLB Network as a Nationals correspondent, and he earned experience working in television commercials when he served as the "host" in Toyota's 2013 regional commercial spots involving Bryce Harper and Stephen Strasburg. Kolko previously covered the Baltimore Ravens for MASN from 2008-11, writing for the network's website and providing on-air analysis for the Mid-Atlantic Sports Report. Prior to joining MASN, Kolko worked with Comcast SportsNet in a production role. A native of Silver Spring, Md., Kolko earned his Bachelor of Arts in Communication from the University of Delaware.

NATIONALS ON THE RADIO

106.7 THE FAN

For the 12th consecutive season, 106.7 The Fan will serve as the official flagship radio station for Washington Nationals baseball. Entercom Communications owns and operates 106.7 The Fan, which broadcasts select Nationals Spring Training games, as well as all regular season and potential Postseason games. Charlie Slowes and Dave Jageler are back in the booth once again, marking their 17th consecutive season together as the Nationals' radio broadcast team. Slowes has been with the Nationals since the club's inaugural campaign in 2005, while Jageler joined him behind the mic in 2006.

As part of their agreement, 106.7 The Fan will broadcast a variety of Nationals-related programs, including daily reports from Spring Training and pre- and post-game shows. The station will also operate a studio set at Nationals Park for pre- and post-game coverage, as well as special live broadcasts of its local sports talk shows. 106.7 The Fan broadcasts an exciting lineup of local sports talk shows including The Sports Junkies, BMitch & Finlay, and The Grant & Danny Show.



CHARLIE SLOWES

Charlie Slowes has been behind the microphone for every season of Nationals baseball, from the call of the first pitch in club history on April 4, 2005 through Daniel Hudson's historic strikeout of Michael Brantley to end Game 7 of the 2019 World Series. That moment sits atop Slowes' Nationals highlights, a list that includes Jayson Werth's memorable walk-off home run in Game 4 of the 2012 National League Division series, Max Scherzer's 20-strikeout game, three no-hitters, Bryce Harper's three-homer game, Washington's four consecutive home runs in San Diego and Kurt Suzuki's walk-off, three-run homer that capped a seven-run bottom of the ninth inning to beat the Mets. Slowes' call "and if you walked out of this ball park when the Mets scored five runs in the top of the 9th inning, you BLEW IT!" with partner Dave Jageler, became a tv/radio/internet/social media phenomenon. Slowes became the original voice of the Nationals on February 24, 2005, in time for the team's inaugural Spring Training. His trademark taglines—"BANG, ZOOM go the fireworks!" and "A Curly W is in the books!"—after Nationals victories soon became part of the Beltway baseball lexicon. Joined by long-time partner Jageler in 2006, the 2022 season marks Slowes' 18th with the Nationals, his 25th consecutive year calling Major League Baseball, and 30th overall. Slowes called his 2,500th Nationals broadcast in 2020 (9/4), and enters 2022 having called 3,848 Major League regular season and Postseason games, including 2,685 with the Nationals. Baseball's return to our nation's capital in 2005 also marked a return for Slowes, who was named the radio voice of the NBA's Washington Bullets in 1986 at just 25 years of age. Slowes called Bullets games for 11 seasons, through 1986-97, including two years of radio/TV simulcasts. Slowes made the switch to Major League Baseball full-time in 1998 as an original radio voice of the Tampa Bay Rays, calling their first seven seasons. Slowes had previously called games for the New York Mets (1988 & 1991) on WFAN-AM, the Baltimore Orioles (1989-90) on WBAL-AM, and nationally for NBC-TV and CBS Radio. Slowes also called Triple-A baseball for the Tidewater Tides on radio and TV in 1986, 1988, 1991 and 1992. Slowes is among those (starting with legendary Ford Frick Award-winner and Hall of Famer Vin Scully) to have entered sports broadcasting after graduating from Fordham University in his native New York City and having honed his skills on Fordham's 50,000-watt blowtorch, WFUV 90.7 FM. Slowes' first career break came not long after graduation, in the spring of 1984 at KMOX Radio in St. Louis, where for three years he was exposed Ford Frick Award winners like the late Jack Buck and Bob Costas. In his three years in St. Louis, Slowes was involved in broadcasts of Cardinals baseball, Cardinals football, Blues hockey and play-by-play for St. Louis University basketball. In three-plus decades as a play-by-play broadcaster, Slowes has also called boxing for ESPN, MISL soccer for the New York Arrows (1983) and college basketball at the University of South Florida. Slowes called play-by-play for his third Washington pro sports team when he filled in for John Walton on Washington Capitals radio during the Caps run to their first Stanley Cup Championship in February of 2018. In addition, he has also been a Nationals correspondent for MLB Network since 2012. Charlie and his wife, Tina, have two adult sons, Jim and Alex, and the family splits time between homes in Alexandria, Va. and Palm Harbor, Fla.



DAVE JAGELER

Dave Jageler enters his 17th season with the Nationals, teaming with Charlie Slowes since 2006 to form the longest-running radio play-by-play duo in the District. Jageler has been at the mic for the Nationals' historic run to the 2019 World Series championship, plus four NL East championships, three no-hitters and Max Scherzer's MLB record-tying 20-strikeout performance. In 2020, he was honored by the National Sports Media Association as Washington D.C.'s co-Sportscaster of the year. Jageler joined the Nationals after spending the 2005 campaign as the radio and TV voice of the Pawtucket Red Sox of the Triple-A International League. Prior to joining Pawtucket, he worked in Boston co-hosting an afternoon talk show and serving in various capacities with the Boston Celtics radio network, including fill-in play-by-play. Jageler spent six years in Charlotte, N.C. as the voice of UNC-Charlotte basketball and co-hosting a morning drive talk show. While in Charlotte, he built his baseball resume with the Triple-A Charlotte Knights in the 1995, 1996 and 2001 seasons doing play-by-play. Jageler's voice was also heard in D.C., as he served as a host on the Virginia Tech Sports Network during the 1993-94 basketball season. He has also served as the studio host for Westwood One's NHL Game of the Week, the Florida State and Texas Longhorns football networks, and has done fill-in play-by-play for both the Seminoles and Longhorns. The Windsor, Conn. native is a graduate of Syracuse University's S.I. Newhouse School of Public Communications, where he began his play-by-play career broadcasting Syracuse football and basketball games on WAER, and baseball for the Triple-A Syracuse Chiefs on Time Warner Cable and the Empire Sports Network. Dave and his wife, Jennifer, have two children: Jared (22) and Sarah (18).

WASHINGTON-BALTIMORE CHAPTER OF BBWAA

CHAPTER CHAIRMAN

Roch Kubatko (1997, MASNSports.com)

CHAPTER VICE CHAIRMAN

Mark Zuckerman (2001, MASNSports.com)

Associated Press

David Ginsburg (1994), Howard Fendrick (2006), Steve Whyno (2016), Noah Trister (2021)

The Athletic

Ken Rosenthal (1987), Dan Connolly (2001), Brittany Ghiroli (2016)

At Large

Todd Dybas (2013), Pat Stoetzer (2013), Jon Meoli (2016)

BaltimoreBaseball.com

Rich Dubroff (2013)

Baltimore Sun

Nathan Ruiz (2019)

ESPN.com

Tim Kurkjian (1981)

MASNSports.com

Roch Kubatko (1997), Mark Zuckerman (2001), Steve Melewski (2016)

MLB.com

Joe Trezza (2018), Jessica Camerato (2020), Zachary Silver (2021)

Ouresquina.com

Manuel Gomez (2021)

Sports Illustrated

Emma Baccellieri (2022)

USA Today

Gabe Lacques (2003), Peter Barzilai (2006), Steve Gardner (2011), Scott Boeck (2013), Jesse Yomtov (2020)

Washington Post

John Feinstein (1993), Dave Sheinin (1998), Jerry Brewer (2007), Adam Kilgore (2010), Barry Svrluga (2013), Jesse Dougherty (2019), Sam Fortier (2019), Chelsea Janes (2021), Gene Wang (2022), Candace Buckner (2022)

Washington Times

Thom Loverro (1993)

Honorary Members

David Ammenheuser, Paul Attner, Thomas Boswell, Jerry Crasnick, John Eisenberg, David Hughes, Mark Hyman, Dave Kindred, Bob Maisel, Ken Nigro, Peter Schmuck, George Solomon, David Steele, Paul White

LOCAL WASHINGTON TELEVISION OUTLETS

NBC SPORTS WASHINGTON

Matt Doolin

WRC-4 (NBC)

Heather McDonough, Moises Linares

WTTG-5 (FOX)

Steve Chenevey

WJLA-7 (ABC)

Keith Abernethy, Scott Abraham, Olivia Garvey

WUSA-9 (CBS)

Thomas Hunsicker, Darren Haynes, Sharla McBride

LOCAL WASHINGTON RADIO STATIONS

106.7 The Fan

Chris Kinard, The Sports Junkies (Eric Bickel, John Auville, JP Flaim, Jason Bishop), Brian Mitchell, J.P. Finlay, Grant Paulsen, Danny Rouhier, Byron Kerr, Matt Cahill, Brendan Darr, Craig Heist, Thom Loverro.

The Team 980-AM

Chris Kinard, Kevin Sheehan, Travis Thomas, Reece Waters, Chris Russell, Pete Medhurst.

ESPN 630 AM

Tony Kornheiser, Andy Pollin, Bram Weinstein

WTOP 103.5 FM

George Wallace, Dave Preston

NATIONALS RADIO NETWORK AFFILIATES

WASHINGTON, D.C.

WJFK 106.7 FM

95.5 HD2

MARYLAND

Cumberland, MD..... WCMD 1230 AM / 102.1 FM

Thurmont, MD..... WTHU 1450 AM

VIRGINIA

Charlottesville, VA..... WCHV 107.5 FM

Front Royal, VA..... WFTR 1450 AM

Lynchburg, VA..... WBRG 105.1 FM / 1050 AM

Martinsville, VA..... WHEE 1370 AM

Richmond, VA..... WRVA 1140 AM / WRNL 910 AM

WEST VIRGINIA

Martinsburg, WV..... WRNR 740 AM / 106.5 FM

NORTH CAROLINA

Greenville, NC..... WECU 1570 AM

Nags Head, NC..... WOBX 98.1 FM

New Bern, NC..... WWINB 1490 AM / 103.9 FM



WASHINGTON NATIONALS 2022 SCHEDULE

MARCH/APRIL

SUN	MON	TUE	WED	THU	FRI	SAT
27	28	29	30	31 NYM 1:10 PM	1	2 NYM 1:10 PM
3 NYM 1:10 PM	4 PHI 1:05 PM	5	6 PHI 4:05 PM	7 NYM 7:05 PM	8 NYM 7:05 PM	9 NYM 7:05 PM
10 NYM 1:05 PM	11 ATL 7:20 PM	12 ATL 7:20 PM	13 ATL 12:20 PM	14 PIT 6:35 PM	15 PIT 6:35 PM	16 PIT 6:35 PM
17 PIT 1:05 PM	18 ARI 7:05 PM	19 ARI 7:05 PM	20 ARI 7:05 PM	21 ARI 4:05 PM	22 SF 7:05 PM	23 SF 1:05 PM
24 SF 1:05 PM	25	26 MIA 7:05 PM	27 MIA 7:05 PM	28 MIA 1:05 PM	29 SF 10:15 PM	30 SF 4:05 PM

JULY

SUN	MON	TUE	WED	THU	FRI	SAT
					1 MIA 6:05 PM	2 MIA 4:05 PM
3 MIA 1:05 PM	4 MIA 11:05 AM	5 PHI 7:05 PM	6 PHI 7:05 PM	7 PHI 4:05 PM	8 ATL 7:20 PM	9 ATL 4:10 PM
10 ATL 1:20 PM	11	12 SEA 7:05 PM	13 SEA 12:05 PM	14 ATL 7:05 PM	15 ATL 7:05 PM	16 ATL 4:05 PM
17 ATL 1:05 PM	18	19	20	21	ALL-STAR BREAK	
24 ARI 4:10 PM	25 LAD 10:10 PM	26 LAD 10:10 PM	27 LAD 3:10 PM	28	29 STL 7:05 PM	30 STL 7:15 PM
31 STL 1:05 PM						

MAY

SUN	MON	TUE	WED	THU	FRI	SAT
1 SF 4:05 PM	2	3 COL 8:40 PM	4 COL 8:40 PM	5 COL 3:10 PM	6 LAA 9:38 PM	7 LAA 9:07 PM
8 LAA 4:07 PM	9	10 NYM 7:05 PM	11 NYM 7:05 PM	12 NYM 1:05 PM	13 HOU 7:05 PM	14 HOU 7:05 PM
15 HOU 1:05 PM	16 MIA 6:40 PM	17 MIA 6:40 PM	18 MIA 6:40 PM	19	20 MIL 8:10 PM	21 MIL 7:10 PM
22 MIL 2:10 PM	23 LAD 7:05 PM	24 LAD 7:05 PM	25 LAD 4:05 PM	26 COL 7:05 PM	27 COL 7:05 PM	28 COL 4:05 PM
29 COL 1:05 PM	30 NYM 7:10 PM	31 NYM 7:10 PM				

AUGUST

SUN	MON	TUE	WED	THU	FRI	SAT
	1 NYM 7:05 PM	2 NYM 7:05 PM	3 NYM 4:05 PM	4 PHI 7:05 PM	5 PHI 7:05 PM	6 PHI 6:05 PM
7 PHI 1:05 PM	8 CHC 8:05 PM	9 CHC 8:05 PM	10 CHC 2:20 PM	11	12 SD 7:05 PM	13 SD 7:05 PM
14 SD 1:05 PM	15 CHC 7:05 PM	16 CHC 7:05 PM	17 CHC 1:05 PM	18 SD 9:40 PM	19 SD 9:40 PM	20 SD 8:40 PM
21 SD 4:10 PM	22	23 SEA 10:10 PM	24 SEA 4:10 PM	25	26 CIN 7:05 PM	27 CIN 7:05 PM
28 CIN 1:05 PM	29	30 OAK 7:05 PM	31 OAK 7:05 PM			

JUNE

SUN	MON	TUE	WED	THU	FRI	SAT
			1 NYM 1:10 PM	2 CIN 6:40 PM	3 CIN 6:40 PM	4 CIN 4:10 PM
5 CIN 1:10 PM	6	7 MIA 6:40 PM	8 MIA 6:40 PM	9 MIA 6:40 PM	10 MIL 7:05 PM	11 MIL 4:05 PM
12 MIL 1:05 PM	13 ATL 7:05 PM	14 ATL 7:05 PM	15 ATL 7:05 PM	16 PHI 7:05 PM	17 PHI 4:05 PM	18 PHI 4:05 PM
19 PHI 12:05 PM	20	21 BAL 7:05 PM	22 BAL 7:05 PM	23	24 TEX 8:05 PM	25 TEX 4:05 PM
26 TEX 2:35 PM	27 PIT 7:05 PM	28 PIT 7:05 PM	29 PIT 1:05 PM	30		

SEPTEMBER/OCTOBER

SUN	MON	TUE	WED	THU	FRI	SAT
				1 OAK 4:05 PM	2 NYM 7:10 PM	3 NYM 7:15 PM
4 NYM 1:10 PM	5 STL 4:15 PM	6 STL 7:45 PM	7 STL 7:45 PM	8 STL 1:15 PM	9 PHI 7:05 PM	10 PHI 6:05 PM
11 PHI 1:05 PM	12	13 BAL 7:05 PM	14 BAL 7:05 PM	15	16 MIA 7:05 PM	17 MIA 4:05 PM
18 MIA 1:05 PM	19 ATL 7:20 PM	20 ATL 7:20 PM	21 ATL 12:20 PM	22	23 MIA 6:40 PM	24 MIA 6:10 PM
25 MIA 1:10 PM	26 ATL 7:05 PM	27 ATL 7:05 PM	28 ATL 7:05 PM	29	30 PHI 7:05 PM	1 PHI 4:05 PM
2 PHI 3:05 PM						

HOME AWAY

Schedule subject to change. For the most current schedule and promotions, visit nationals.com/Schedule.

NATIONALS.COM | 202.675.NATS(6287) | @nationals

mash mash2 100% FAN



BACK TO TOP