



BOSTON RED SOX
2018

MEDIA GUIDE


ALEX CORA
RED SOX MANAGER

CRAIG KIMBREL
2017 ALL-STAR

CHRIS SALE
2017 ALL-STAR

MOOKIE BETTS
2017 ALL-STAR

2016 | 2017
AL EAST DIVISION
CHAMPIONS



REMEMBERING BOBBY DOERR

APRIL 7, 1918 – NOVEMBER 13, 2017

REGARDED AS THE GREATEST SECOND BASEMAN IN RED SOX HISTORY, BOBBY DOERR SPENT HIS ENTIRE 14-YEAR MAJOR LEAGUE CAREER WITH BOSTON (1937-44, '46-51), MISSING THE 1945 SEASON WHILE SERVING IN THE ARMY IN WORLD WAR II. AFTER RETIRING AT ONLY 33 YEARS OLD DUE TO A BACK INJURY, HE SERVED AS A SCOUT FOR THE RED SOX FROM 1957-66, AS WELL AS A FIRST BASE COACH AND HITTING INSTRUCTOR FROM 1967-69. THE NINE-TIME ALL-STAR WAS ELECTED TO THE NATIONAL BASEBALL HALL OF FAME IN 1986 BY THE VETERANS COMMITTEE, AND HIS UNIFORM NUMBER (11) WAS RETIRED BY THE RED SOX IN 1988. HIS RELATIONSHIP WITH TED WILLIAMS, JOHNNY PESKY, AND DOM DIMAGGIO WAS CHRONICLED IN DAVID HALBERSTAM'S BOOK, *THE TEAMMATES: A PORTRAIT OF A FRIENDSHIP*, AND WAS LATER IMMORTALIZED WITH A STATUE OUTSIDE FENWAY PARK. SAID WILLIAMS OF DOERR, "WE NEVER HAD A CAPTAIN, BUT HE WAS THE SILENT CAPTAIN OF THE TEAM."

2018 BOSTON RED SOX MEDIA GUIDE

4 YAWKEY WAY 📍 BOSTON, MA 02215

Administration: 617-226-6000 📞 Tickets and General Information 877-REDSOX9

Send Suggestions to: fanfeedback@redsox.com 📧 www.redsox.com

The Red Sox Organization

| | |
|---|-------|
| "You Can Never Rest" | 2-7 |
| Red Sox in the Community | 8-10 |
| Fenway Park Information and History | 11-17 |
| Front Office Directory | 18-19 |
| Fenway Sports Group | 20-21 |

Red Sox Ownership And Club Executives

| | |
|---|-------|
| Principal Owner John W. Henry | 22-23 |
| Chairman Thomas C. Werner | 24-25 |
| Vice Chairmen David Ginsberg and Phillip H. Morse | 26 |
| Club Executives | 27-35 |
| The Red Sox Remember | 36 |

2018 Red Sox

| | |
|--|---------|
| Manager Alex Cora and Coaching Staff | 37-49 |
| Major League Personnel | 50-52 |
| Sports Medicine Service | 52-56 |
| Red Sox Players | 57-232 |
| Red Sox Rosters | 234-237 |
| Pronunciation Guide | 238 |

2017 In Review

| | |
|--|---------|
| Season Recap and Highlights | 241-246 |
| Batting, Pitching, and Fielding Statistics | 247-250 |
| Statistical Breakdowns and Day-by-Day | 251-258 |
| The Last Time the Sox | 258 |
| Transactions | 259-260 |
| Disabled List | 260 |

Opponents

| | |
|-----------------------------------|---------|
| 2018/All-Time vs. Opponents | 261-271 |
|-----------------------------------|---------|

Individual Player Bios

| | | | | | | | |
|--------------------------|----|-----------------------|-----|------------------------------|-----|-------------------------|-----|
| Jeremy Barfield | 58 | Justin Haley | 100 | Mitch Moreland | 143 | Chandler Shepherd | 205 |
| Matt Barnes | 60 | Heath Hembree | 102 | Eduardo Núñez | 147 | Carson Smith | 206 |
| Jalen Beeks | 63 | Marco Hernandez | 105 | Dustin Pedroia | 151 | Blake Swihart | 208 |
| Andrew Benintendi | 64 | Óscar Hernández | 107 | Drew Pomeranz | 161 | Aneury Tavárez | 211 |
| Mookie Betts | 68 | Brook Holt | 109 | Rick Porcello | 165 | Tyler Thornburg | 213 |
| Xander Bogaerts | 75 | Williams Jerez | 113 | Bobby Poyner | 170 | Sam Travis | 216 |
| Jackie Bradley Jr. | 80 | Brian Johnson | 114 | David Price | 171 | Christian Vázquez | 218 |
| Dan Butler | 85 | Joe Kelly | 116 | Esteban Quiroz | 178 | Hector Velázquez | 222 |
| Ty Buttrey | 87 | Craig Kimbrel | 120 | Hanley Ramirez | 180 | Marcus Walden | 224 |
| Rusney Castillo | 88 | Sandy Leon | 125 | Austin Rei | 187 | Brandon Workman | 226 |
| Michael Chavis | 91 | Tzu-Wei Lin | 129 | Eduardo Rodriguez | 188 | Steven Wright | 229 |
| Iván De Jesús | 92 | Austin Maddox | 131 | Fernando Rodriguez Jr. | 192 | | |
| Chad De La Guerra | 94 | Deven Marrero | 133 | Chris Sale | 194 | | |
| Rafael Devers | 95 | Kyle Martin | 136 | Robby Scott | 201 | | |
| Roenis Elias | 98 | J.D. Martinez | 138 | Steve Seltsky | 203 | | |

Information Box Directory

| | | | | | |
|--|----|--|-----|--|---------|
| Notable Fenway Park Improvements | 4 | Red Sox to Play in Every Game | 48 | Active Opponent Leaders vs. Red Sox | 269 |
| Recent Concerts at Fenway Park | 5 | Red Sox Japanese-born Players | 108 | Opponents Last Time | 269 |
| Home Attendance, 2002-2017 | 6 | All-Fenway Park Team | 179 | Opponent HR Leaders at Fenway Park | 270-271 |
| Red Sox Ownership History | 23 | Red Sox All-Time Teams | 212 | The Great Fenway Park Writers Series | 272 |
| Red Sox President History | 27 | All-Time Leaders at Fenway Park | 217 | How They Became the Red Sox | 282 |
| Red Sox General Managers | 28 | Players Lost in Expansion Drafts | 238 | | |

2018 Boston Red Sox Media Guide

Produced by the Red Sox Media Relations Department: Kevin Gregg, Abby Murphy, Justin Long, Chris Gilligan, and Daveson Pérez. Additional Contributions: Zineb Curran, Gordon Edes, Adam Grossman, Tim Heintzelman, Pam Kenn, Debbie Matson, and Kyle Montemagno. Design: Jamie Barker and Jai Giffin, Provisions Group. Cover Design: Marissa McClain. Additional Design: Nick Sciarratta. Printing by: MassPrinting. Photography by: Michael Ivins, Billie Weiss, Cindy Loo, Brita Meng-Outzen, Mark Clavin, and Brearley Collection. Statistical Assistance: Elias Sports Bureau, STATS Inc., Major League Baseball, Baseball-Reference.com, and David Vincent (SABR). Copyright Boston Red Sox, ©2018. All rights reserved.

"You Can Never Rest"

As Principal Owner John W. Henry and Chairman Tom Werner begin their 17th season as stewards of the Red Sox franchise, the accomplishments are self-evident: the franchise has won three World Series titles, the first of which ended a championship drought of 86 years; Fenway Park has been saved and restored with unimagined improvements that blend modern amenities with the history and tradition that has made the ballpark one of the crown jewel sports venues in the world; and the Red Sox Foundation—which is celebrating its 16th year of existence—now plays a central role in the community, donating to more than 1,680 organizations, including its own self-operated programs. It is the largest team charity in Major League Baseball, and one of the largest in professional sports.

The "new day" that Henry proclaimed when he, Tom Werner, Larry Lucchino and their partners purchased the Red Sox on December 20, 2001, ending the 69-year stewardship of Tom and Jean Yawkey and their trustees, did indeed come to pass. But complacency has no place at Fenway Park.

"You can never rest," Henry has said. "You have to continually adapt to change." And, he added with a figurative wink, "It wouldn't be fun to sit back, anyway."

The team has not sat back, on or off the field. For the second straight season, the club won 93 games, and for the first time since divisional play began in 1969, won back-to-back American League East titles. The acquisition of Chris Sale paid off handsomely, the left-hander leading the majors in strikeouts and finishing second in voting for the American League Cy Young Award, and in November the Red Sox hired a new manager, Alex Cora, embracing the need for change. Additionally, 2017 saw the return of college and high school football and hurling to Fenway Park and improvements to the 107-year-old ballpark, which will feature dugout level suites for the first time in 2018.

As the leaders of the Red Sox confront the challenges of a new season, they continue to be guided by the fundamental principles that have served the franchise so well for over a decade, with a commitment to the following:

Commitment No. 1: Playing October Baseball Each Season, With the Ultimate Goal of Winning World Series Championships

In the first 16 seasons under current ownership, the Red Sox have compiled a .553 winning percentage, which ranks third overall in Major League Baseball. The Red Sox have won three World Series in that time, a feat equaled by one other team, the San Francisco Giants. The organization has reached postseason play nine times, a total eclipsed by only the Yankees (11) and matched by the Cardinals (9) and Dodgers (9). They also have enjoyed two separate three-year streaks of qualifying for the playoffs, after never before advancing to the postseason in three straight seasons.

The bands of consistent success paved the way for three majestic World Series runs. The first, in 2004, came in the wake of a crushing Game 7 defeat in the 2003 American League Championship Series against the New York Yankees, one that was eclipsed in drama by the unprecedented comeback staged by the Red Sox against the Yankees in the 2004 ALCS. When the last out was recorded in Yankee Stadium on October 20, 2004, the Red Sox became the first team in baseball history to win a seven-game postseason series after losing the first three games. The unbridled momentum of the ALCS carried through to St. Louis, where the Sox completed a four-game sweep, helping to salve Game 7 losses to the Cardinals in both the 1967 and 1946 World Series.

In 2007, the Red Sox gained sole possession of first place in the AL East on April 18 and never relinquished the division's top spot. The club continued its magical run with another stirring comeback in the ALCS, rallying from a 3-games-to-1 deficit to defeat the Cleveland Indians. The Sox then swept the Colorado Rockies for their second World Series title in four years.



In 2013, with a new manager in John Farrell and the signings of seven free agents in the offseason, a team that came to be known as a band of bearded brothers provided a needed emotional lift to a city devastated by the Boston Marathon bombing. To the rallying cry of “Boston Strong,” the Red Sox defeated the Detroit Tigers in a thrilling, six-game ALCS. After securing their 13th AL pennant, the Red Sox disposed of the Cardinals in the World Series, also in six games, winning the decisive game at Fenway Park for the first time in 95 years.

The commitment to winning has not wavered. The hiring of Dave Dombrowski in August 2015 allowed the Red Sox to get a head start for the 2016 season. At the top of the wish list was a front end of the rotation starter and a back end reliever. Dombrowski, along with General Manager Mike Hazen and the baseball operations department, targeted and landed two of the best pitchers in the game in ace David Price and closer Craig Kimbrel. These pivotal additions complemented a core of homegrown young players such as Mookie Betts, Xander Bogaerts, and Jackie Bradley Jr, all of whom became first-time All-Stars. With David Ortiz enjoying the greatest farewell season in the game’s history and Rick Porcello winning the Cy Young Award winner as the American League’s best pitcher, the Red Sox won the AL East for the third time in the last 10 seasons. With Sale leading the way, the Red Sox won the East again in 2017.

Commitment No. 2: Preserving, Protecting and Enhancing Historic Fenway Park While Offering New and Unique Forms of Entertainment

Fenway Park was on life support when the team was up for sale in 2001. Only the Henry-Werner-Lucchino group sought to save Fenway Park.

Passion, ingenuity, and commitment fueled financial, intellectual, and physical improvements to the ballpark each year. The most significant renovations took place in the first 10 years (through the 2010-11 offseason), funded by the club’s own investment of approximately \$285 million. With the mantra of “Do No Harm,” the ownership group set the course on an ambitious transformation to add more seats, information, and amenities at Fenway Park. From seamlessly putting seats above the hallowed Green Monster to utilizing every available square inch in the ballpark, they shortened lines, enhanced information access, and improved facilities for players and staff. They helped preserve and protect the neighborhoods around the park, from Kenmore Square through the Fenway to the Longwood medical area (home of world-renowned hospitals).

After their third season of improvements, Henry, Werner, and Lucchino committed on March 23, 2005 to remain long-term at Fenway Park. The news triggered gratitude, honors, and investment that rejuvenated the Fenway neighborhood. Fans responded by packing the ballpark in unprecedented numbers, resulting in a record sellout streak of 794 games (820 including the postseason), beginning on May 15, 2003 and ending with a sellout on Opening Day, 2013.

With additional seats and standing room at Fenway Park, the club reached 2.7 million in attendance for the first time in 2003 – the first of seven consecutive seasons setting an attendance record – and exceeded 3 million fans in five straight years from 2008-12. Attendance averaged 36,021 per game in 2017, the 10th-highest average in club history.

In what has remained an ongoing effort to enhance the fan viewing experience, work was undertaken this past winter to add a new front row of seating for 30 spectators beyond the visitors’ dugout along the left-field line and a new Jim Beam Dugout Suite adjacent to the home dugout, with a capacity of 25. The right-field roof will now feature a Sam Adams sign that will overlook the renamed “Sam Deck.” The Red Sox, complying with an industry-wide trend, are also extending protective netting to provide coverage from Field Box Section 9 on the right-field side (adjacent to “Canvas Alley”) to Field Box Section 79 on the left-field side. Additional improvements were made to the visitors’ clubhouse, which included relocating the weight room and adding a new lounge and dining area for visiting players.



"You Can Never Rest," Continued

To date, the Red Sox have spent over \$300 million in ballpark improvements and upgrades.

Recognizing that Fenway Park could once again serve as a gathering place for the community beyond 81-plus baseball games each year, the ballpark has opened its doors to a wide variety of entertainment experiences year-round. This unique showcase of events began with Bruce Springsteen and the E Street Band, the first band invited to play at Fenway Park in 2003, making an encore appearance in 2012. That concert, the first in 30 years at Fenway Park, paved the way for a sweeping array of entertainment and sporting events.

On New Year's Day 2010, Fenway Park's playing surface served as foundation for a hockey rink, the Boston Bruins taking the ice for the National Hockey League's Winter Classic against the Philadelphia Flyers. It was a success, artistically and on the scoreboard, the Bruins winning, 2-1, in overtime. And in the winter of 2011-12, there would be more skating on the Fens, as several college and high school teams played in "Frozen Fenway" and time was set aside for open public skating. "Frozen Fenway" returned two years later, this time with the addition of a 75-foot "Monster Sled," the left-field wall serving as dramatic backdrop.

Fenway Park took on an international flavor in 2010, hosting its first soccer match in more than 40 years when Celtic FC of the Scottish Premier League took on Sporting Portugal. In 2012, a preseason friendly between two iconic franchises, Liverpool FC and A.S. Roma was held at the ballpark, with the Italian side winning, 2-1. Those two clubs met in a rematch in 2014, and Roma again came out on top, 1-nil.

The sporting menu was expanded again in 2015, in what became the Winter Season at Fenway Park. To great popular acclaim, football returned to the 105-year-old ballpark for the first time since 1968 when the Boston Patriots of the old American Football League played their home games. The baseball diamond underwent a dramatic transformation into a gridiron as Notre Dame took the field as the home team in the Shamrock Series against Boston College on November 21. The Fighting Irish edged the Eagles, 19-16. Days later, Fenway Park revived a tradition that had ended 80 years earlier of hosting Thanksgiving high school football. St. John's Prep played Xaverian and B.C. High played Catholic Memorial on Thanksgiving Eve, while Wellesley played Needham and Boston Latin met Boston English on Thanksgiving Day.

The football games were followed the next weekend by hurling, Galway meeting Dublin in a friendly, which was accompanied by an Irish Festival.

In February, 2016, another winter spectacle made its Fenway debut: "Big Air at Fenway," a snowboarding and free-skiing U.S. Grand Prix tour event. It featured a 140-foot-high snow ramp, taller than the light towers at the ballpark and over three times taller than the fabled Green Monster. After a summer in which a record 11 concerts were held, including a first-ever appearance by Pearl Jam, ice hockey returned in January, 2017, with Frozen Fenway held for the fourth time.

Lady Gaga made history last September when she became the first female artist to headline at Fenway Park, performing two concerts. In all, there were eight nights of concert performances, including encore appearances by James Taylor, Bonnie Raitt and Billy Joel. Football also returned in the form of the Gridiron Series, comprised of back-to-back weekends of college football. Ivy League rivals Brown and Dartmouth kicked off the series, the Big Green prevailing 33-10 in the first meeting in 94 years between the schools here, followed the next night by UMass and Maine, the home-state Minutemen coming out on top in a high-scoring, 44-31 affair. The following weekend, Boston College romped over UConn, 39-16, the colleges then giving way to three high school games played headed into Thanksgiving, the first between B.C. High and Catholic Memorial, followed by a double-header featuring Masconomet and Everett in the first game, followed by Hingham and Scituate.

NOTABLE FENWAY PARK IMPROVEMENTS

2003: The debut of Green Monster seats above the left-field wall and official opening of Yawkey Way after a one-month trial the previous September.

2004: The building of the Budweiser Roof Deck (now the Sam Deck).

2005: Improvements to the clubhouse and the creation of Game On!

2006: The transformation of the .406 Club into the open-air EMC Club and State Street Pavilion.

2007: The creation of a new Third Base Deck and renovations to the suite level.

2008: The addition of 800 new State Street Pavilion seats, the addition of the Coca-Cola Corner in left field, and the Bleacher Bar restaurant under the centerfield bleachers.

2009-11: Complete repair of the lower seating bowl.

2011: The installation of three High Definition video display and scoring systems.

2012: The debut of the Royal Rooters Club & Home of the Nation's Archives next to the Big Concourse.

2013: The addition of the Champions Club and the introduction of "Fenway Farms," a rooftop garden.

2014: The opening of Yawkey Station on the MBTA Commuter Rail and 'The Press Room' on the fifth floor media level.

2015: The extension of EMC and State Street levels on the left field side of the ballpark to the foul pole, adding a new party suite and more reserved seating.

2016-17: The addition of Tully Tavern in the right field grandstands; the addition of two rows of dugout seats; the installation of a removable field wall system in front of the bullpens; and the addition of a virtual reality batting cage experience in the Kids Concourse.

2018: The addition of a Dugout Suite adjacent to the home dugout, giving fans a unique, field-level view of the game.

**RECENT CONCERTS
AT FENWAY PARK**

2012: Roger Waters performing “The Wall”; Bruce Springsteen and the E Street Band

2013: Sir Paul McCartney; Jason Aldean; Jay-Z and Justin Timberlake

2014: Billy Joel; Zac Brown Band; Tom Petty & the Heartbreakers; Jack White

2015: Billy Joel (Bleachers opening); Foo Fighters, with Mighty Mighty Bosstones & Mission to Burma, Dropkick Murphys & Royal Blood; James Taylor, with Bonnie Raitt; Zac Brown band

2016: Dead & Company; Sir Paul McCartney; James Taylor, with Jackson Browne; Pearl Jam; Billy Joel; Zac Brown Band (Drake White and the Big Fire opening); Jason Aldean and Kid Rock (Thomas Rhett & A Thousand Horses opening)

2017: Dead & Company; Florida Georgia Line, with Baktreet Boys, Nelly, and Chris Lane; New Kids on the Block, with Paula Abdul and Boyz II Men; James Taylor, with Bonnie Raitt; Billy Joel; Lady Gaga

Commitment No. 3: Taking the Fenway Park Experience to the Highest Levels of Service, Warmth, and Hospitality for the Purpose of Creating Lasting Memories for All Who Visit

It is not enough for the Red Sox to have a winning team playing in a historic ballpark; every employee of the Red Sox is challenged to create an experience that matches, or exceeds, the expectations of every fan who walks through the gates of Fenway Park.

With instruction that we are in the “yes business,” the motto heard most around the halls of the front office is, “it can be done.”

To help bring that motto to life, on September 5, 2002, the club created the Fenway Ambassadors, a good-will troupe whose mandate is to delight, inform, and care for fans young and old. From the simple task of giving directions, to surprising a child with a game ball who missed catching their own, the Fenway Ambassadors work to fulfill the club’s mission to apply a personal touch and create memorable experiences for all who visit.

Since 2002, the club has put a special emphasis on making all fans feel welcome at the ballpark. “Friendly Fenway” has been manifested through fan appreciation gestures each September when fans are greeted by players at the gates, given special giveaways and opportunities to interact with the players on the field.

New improvements and amenities have sought to provide fans with all the comforts that make their visit enjoyable, including enhanced WiFi and cellular networks, a new space created just for season ticket holders in the Royal Rooters Club, more varied concession options that appeal to the most discerning palates, and private spaces for mothers to nurse their infants.

In addition to the improved creature comforts, the club has provided fans with more free opportunities to visit Fenway Park outside of a game with the introduction of programs such as a “Father’s Day Catch,” a Mother’s Day “Walk in the Park,” days when “Kids Run the Bases,” “Open Houses” to savor the ballpark, and when “Grandparents Walk the Bases.” Families can trick or treat on Halloween, and celebrate Veterans Day, Thanksgiving, the holiday season, and Valentine’s Day with a variety of events.

And it wouldn’t be “America’s Most Beloved Ballpark” without the poignant ceremonies that celebrate the important and meaningful connection between and the City of Boston and Fenway Park.

In a grand procession to celebrate the ballpark’s 100th anniversary on April 20, 2012, the exact date of the first game at Fenway Park, more than 200 former Red Sox returned to their field, wearing the jerseys of their youth, one by one, to the strains of “Field of Dreams,” “The Natural,” and John Williams’ “Jurassic Park.” Maestro Williams was on hand in person to conduct the Boston Pops in the debut of “Fanfare for Fenway,” his gift to the club and to the park. A Guinness World Record (32,904) toasted the park. And as her great-grandfather John F. Fitzgerald, the Mayor of Boston, had done 100 years before on the same date in the same place, Caroline Kennedy threw the Ceremonial First Pitch, together with Boston Mayor Thomas M. Menino and Thomas Fitzgerald, grandson of “Honey Fitz.” The game would be the last ever attended together by Johnny Pesky and Bobby Doerr, who sat in the Legends Suite, watching the Boys of Summer that they were 70 years before.

In 2013, the Red Sox played a meaningful role after the Boston Marathon tragedy of April 15. At the team’s next home game, Saturday, April 20, Boston’s largest community convocation experienced a palpable sense of unity and resolve. The ceremony’s final words came from an impassioned David Ortiz, whose spontaneous oratory will not be forgotten, though it may not necessarily be repeated word for word.

Throughout the season, the Red Sox welcomed heroes and wounded, families and friends, and attempted to provide communal comfort. It was an extraordinary demonstration of how a ballclub can interlock with the emotions of a strong, resilient community. Together, that passion took everyone back to the finish line of the Marathon on November 2, when Jonny Gomes and Jarrod Saltalamacchia placed the freshly won World Series Trophy on the site. They countered tragedy with triumph.

In 2014, April 20 was a special day for the third straight year. On the eve of Marathon Monday, ESPN televised Fenway’s one-year tribute to those who had been affected. Fans in the park, in the nation, and around the world marveled at the demonstration of strength that had made “Boston Strong” part of the national vocabulary.

Opening Day 2015 was one of the club’s most remarkable. Fans anticipated and enjoyed a salute to the New England Patriots, who had just won their fourth Super Bowl.

But they did not expect the emotional moment when Jane Richard led her church’s children’s choir in the National Anthem, two years after losing her leg – and her brother Martin – in the Marathon tragedy.

“You Can Never Rest,” Continued

Neither did they anticipate the final moment of the ceremonies, traditionally when someone says “Play Ball!” On this day, the club gave that honor to Pete Frates, the Boston College baseball star whose battle with ALS led him to help create the phenomenal “Ice-Bucket Challenge.” What’s more, then-General Manager Ben Cherington came out on the field and signed Frates to an authentic Red Sox baseball contract.

During the summer, the club presented a two-day tribute to new Hall of Famer Pedro Martinez. One day in English, one day in Spanish, both touching tributes to the extraordinary pitcher and extraordinary man.

The 2016 season was marked by two extraordinary events. In pregame ceremonies May 26th, Hall of Famer Wade Boggs became the ninth Red Sox player to have his number retired, a red No. 26 joining the others on the façade of the right-field grandstand. The final weekend of the 2016 season was devoted to a three-day celebration of the extraordinary career of Red Sox slugger David Ortiz, who received a \$1 million gift from the Red Sox Foundation to his own foundation dedicated to critical pediatric care, and also was saluted by the city and state with the naming of a bridge and a street in his name.

Two championship reunions marked the 2017 season—the 1967 team gathered to commemorate the “Impossible Dream” American League pennant it captured 50 years before, and the 2007 World Series champions reconvened 10 years after giving the Sox their second World Series title in four years. And, not waiting for his inevitable induction into baseball’s Hall of Fame, the Red Sox staged a memorable ceremony to retire the No. 34 worn by the beloved Big Papi, David Ortiz.

From the first Father’s Day Catch in 2002, through unifying convocations, to the celebration of careers, the Red Sox have turned Fenway Park into a place of warm, lasting memories – a place where dreams come true.

RED SOX HOME ATTENDANCE, 2002-2017

| | |
|------|-----------|
| 2002 | 2,650,063 |
| 2003 | 2,724,162 |
| 2004 | 2,837,304 |
| 2005 | 2,847,888 |
| 2006 | 2,930,588 |
| 2007 | 2,971,025 |
| 2008 | 3,048,248 |
| 2009 | 3,062,699 |
| 2010 | 3,046,444 |
| 2011 | 3,054,001 |
| 2012 | 3,043,003 |
| 2013 | 2,833,333 |
| 2014 | 2,956,089 |
| 2015 | 2,880,694 |
| 2016 | 2,955,434 |
| 2017 | 2,917,678 |

Commitment No. 4: Impacting the Lives of New Englanders through Our Community and Charitable Endeavors

The Red Sox, recognizing the place of prominence they have been given in the lives of so many New Englanders, have embraced their mission to positively impact the community that holds them so dear.

Immediately after completing the purchase of the club on February 27, 2002, the owners established the Red Sox Foundation, and committed to the Massachusetts Attorney General that they would infuse the foundation with at least \$20 million over the next 10 years.

As it celebrates its 16th year, the Red Sox Foundation, focusing on its core targets of children, families, veterans and communities in need, has not only met that expectation but exceeded it, and in 2018 welcomed a new executive director, Bekah Salwasser. In 2010, it received Major League Baseball’s first-ever Commissioner’s Award for Philanthropic Excellence for its Red Sox Scholars program, which provides college scholarships and care for academically-talented, financially-challenged middle school students.

It also received the 2009 Steve Patterson Award for Excellence in Sports Philanthropy from the Robert Wood Johnson Foundation and The Sports Philanthropy Project.

While the legendary relationship between the Red Sox and the Jimmy Fund is set to mark its 65-year partnership in 2018, the club’s support has intensified with a variety of initiatives. In 2002, the Red Sox established the Jimmy Fund Radio-Telethon on WEEI and NESN. The annual fundraiser has generated more than \$49 million for research, treatment, and care at Dana-Farber Cancer Institute, including just over \$4.2 million in 2017. The foundation also became a title sponsor of the Pan-Mass Challenge, the across-the-Commonwealth bike ride that has raised more than \$598 million, including a record \$51 million in 2017. Patients visit the Red Sox at Spring Training, on the road, and at Fenway, thanks to the generosity of retired radio-TV personality John Dennis; philanthropists such as Art Kelly; and Mike Gordon, President of Fenway Sports Group.

The relationship started anecdotally in 1947, when Ted Williams would visit patients on his way to the park. The Red Sox adopted the Jimmy Fund as their official charity in 1953, to continue the tradition established by the Boston Braves, who moved to Milwaukee. The 2013 season featured a year-long tribute that included the creation of the Jimmy Fund Chorus. In 2014, a Jimmy Fund Gallery was dedicated, and the relationship was proclaimed in signage on the outside of the building on Brookline Avenue.

For the third straight season in 2017, Brock Holt served as a Jimmy Fund captain, visiting the clinic and lending their support to the cause. The entire team visited the Telethon set in August to take a photo with patients and show their support.

A signature effort made by the Red Sox is the Home Base Program, initiated by Red Sox Chairman Tom Werner and the Red Sox Foundation after visits to the Walter Reed Army Medical Center. In partnership with Massachusetts General Hospital, the program has provided treatment for post-traumatic stress and traumatic brain injuries to more than 11,000 New England veterans and their families. The foundation has donated over \$22 million to the program, raising more than \$15 million through its annual Run to Home Base.

The club’s enhanced community relations outreach features appearances that foster player-fan interaction. Red Sox players on the 2017 team made 645 appearances arranged by the club, and former players made 311 more. These gestures – 956 in-person interactions – are in addition to many of the charitable efforts in which players engage independently.

In addition to the work of the Red Sox Foundation, the club has helped other charities raise tens of millions over the past 15 years by donating over 60,000 autographed items, providing free use of the ballpark, and over 250,000 complimentary tickets for games, concerts, and special events.

The Red Sox Wives also consistently render services to the community via events that have generated record amounts of food for the hungry, funds to fight diseases, and awareness to help prevent the abuse of women.

The Sox continue to sponsor Ticket for Troops donations while also offering discounted tickets for active-duty, retired, and veteran service members. The Red Sox Foundation for the third year sponsored the IMPACT Awards Program (Inspiring More Philanthropy Across Charities Together), which provides Red Sox fans in the five New England states outside of Massachusetts with the opportunity to vote for their favorite local non-profits to decide which organizations will be awarded grants. More than \$225,000 in grants have been awarded to those non-profits.

Commitment No. 5: Developing and Nurturing the Next Generation of Red Sox Fans

Perhaps more than any other sport, “America’s Pastime” is a generational game. The future of the Red Sox franchise is tied to its ability to make the club and the game of baseball exciting for the kids of today and the parents of tomorrow. To that end, Red Sox ownership made growing the next generation of fans a central mission for the entire organization.

In 2016, the Red Sox continued to build out “Calling All Kids,” a series of programs to develop young fans with three primary goals: provide greater access to Red Sox games at Fenway Park; enhance the entertainment and customer experience for kids at the ballpark; and celebrate and strengthen the game of baseball in the community.

To improve access for young fans, the Red Sox introduced two new ticket programs: a \$9 ticket for high school and college students beginning in 2014, and for those 14 and younger, a free ticket to a game as part of the free Kid Nation membership. In 2017, there were 75,000 kids enrolled in the program across each of the 50 states.

Perhaps the most visible symbol of the club’s commitment to youth was the creation in 2014 of “Gate K (for Kids),” a children-friendly entrance located adjacent to Gate B leading into the new Kids Concourse. In addition to the gate, the right field area of the Big Concourse was revamped with games, entertainment, kids’ concessions, and amenities, and “Wally’s Clubhouse” was formed to serve as an outlet for young fans and families who need a break from the game. To help assist the parents and youngsters in this area, a “Kids Crew” was established, a group of gameday employees dedicated to serving the needs of families in the Kids Concourse and Wally’s Clubhouse.

Proving to be a huge hit with our young fans was Tessie, Wally the Green Monster’s sister, who was introduced in January, 2016. Tessie is present for all games at Fenway Park to entertain kids and is a permanent member of the Red Sox family.

To engage more children to play the game, the Red Sox have long been active in Major League Baseball’s RBI Program. In 2002, the ownership group established an innovative program – the Boston Area Church League – with Mayor Thomas M. Menino, sponsors, civic leaders, and longtime civil rights activist Frank Jordan. Children play Saturday doubleheaders with pastors as coaches, police as umpires, and assistant district attorneys as volunteers. All enjoy a game at Fenway Park in September. Over the past 14 years, the RBI program has grown to 31 RBI teams (Reviving Baseball in Inner Cities) and Rookie Leagues serving more than 1,300 children.

In January, 2017, Mayor Walsh and the Red Sox Foundation unveiled the first of four indoor batting cages that will be installed at Boston Centers for Youth & Families (BCYF) community centers throughout the City of Boston. The batting cage installations are made possible by a grant from Major League Baseball (MLB) and the Major League Baseball Players Association’s (MLBPA) Youth Development Foundation, an organization set up in 2015 by the league and Players Association to improve the caliber, effectiveness, and availability of amateur baseball and softball programs across the United States and Canada.

The commitment to Little League baseball continued in 2017 when the Red Sox Foundation sponsored over 317 Little League teams in Massachusetts, Rhode Island and Maine. The club teamed up with Mayor Walsh and the Highland Street Foundation for the third year of “Out of the Park” and refurbished Noyes Park in East Boston and Peter’s Park in the South End.

For the Red Sox, the inaugural “Calling All Kids” campaign was just the beginning. After all, when it comes to kids, you can never rest.



Red Sox in the Community

The official team charity of the Boston Red Sox, the Red Sox Foundation has donated to over 1,680 organizations since its creation in 2002, and focused on making a difference in the lives of children, families, Veterans, and communities in need by improving their health, education, and recreational opportunities. Through partnerships with best-in-class organizations in healthcare, the Red Sox have helped raised over \$135 million for cancer treatment and research for The Jimmy Fund, supported more than 15,000 Veterans and their families suffering from the “invisible wounds of war” with the Home Base Program, and helped the Dimock Center serve over 17,000 patients annually with health and human services. The Foundation’s self-run education and youth baseball programs have helped 274 Boston Public Schools students with college scholarships, and promotes healthy choices and valuable life skills to more than 700 urban youth annually through its RBI baseball and softball program.



The Personal Touch Touching Lives, Face to Face

The team’s commitment to the community was stronger than ever in 2017 – a joint effort of the team’s community relations department and the Red Sox Foundation.

Red Sox players, coaches and manager John Farrell made 645 appearances arranged by the club, and former players made 311 more. These gestures – 956 in-person interactions – are in addition to many of the charitable efforts in which players engage independently. The community relations department helped 4,708 accredited non-profits raise funds and raise awareness of their worthy causes, often by donating signed items used by these

organizations to raise money.

Six Make-A-Wish children battling cancer and other life-threatening illnesses experienced far-fetched dreams come true in 2017 as they stepped on the field, sat in the dugout, and met the players they had only admired from afar, beginning with one young child’s visit in spring training with David Price.

Tim Wakefield, the Red Sox Foundation Honorary Chairman inducted into the club’s Hall of Fame in 2016, participated in numerous foundation activities throughout the year, including his fourth annual golf tournament to benefit the Red Sox Foundation.

For the third year, the Red Sox Foundation’s IMPACT Awards Program (Inspiring More Philanthropy Across Charities Together) provided Red Sox fans in the five New England states outside of Massachusetts with the opportunity to vote for their favorite local non-profits to decide which organizations will be awarded grants. In that three-year span, the Foundation has donated \$225,000 to those designated charities.

In spring training in Fort Myers, FL, players participated in the Children’s Hospital golf tournament, signed autographs at the Open House at JetBlue Park, attended the Lee County Boys & Girls Club Dinner, and the Diamond Dinner benefiting the Children’s Hospital of Southwest Florida. The Red Sox and JetBlue hosted a group of Latino kids at a game in Fort Myers as part of the Red Sox Novatos program. Players also participated in service days, visiting food banks, participating in a goodwill collection at JetBlue Park, and visiting Valerie’s House, a place where grieving families can find comfort. They also visited Family Initiative, assisting in activities for children on the autism spectrum.

The team held its third “Girls of Summer” event where women learned fundamentals of the game from Red Sox coaches, got their photos taken with Red Sox players, and were addressed by members of the front office.

Dustin Pedroia and Hanley Ramirez continued ticket programs in which they purchased tickets for various groups to attend games at Fenway Park. Robby Scott was the team’s “community champion,” making hospital visits among many other appearances.

Red Sox pitcher Rick Porcello continued his work for Team Joseph, matching donations to a charity that supports children diagnosed with Duchenne, a form of muscular dystrophy. Porcello was the team’s nominee for Major League Baseball’s Roberto Clemente Award for humanitarian service.

New manager Alex Cora led a group that included players Matt Barnes, Heath Hembree, Brian Johnson, Austin Maddox, Deven Marrero and Robby Scott on the two-day 2017 Holiday Caravan. Players visited patients and staff at Boston Children’s Hospital, Dana-Farber’s Jimmy Fund Clinic, Beth Israel Deaconess Medical Center, Shriners Hospital for Children, and MassGeneral Hospital for Children, and also paid a visit to The BASE, a training academy that provides young baseball players with coaching and academic and life skills training.

RED SOX FOUNDATION BOARD

Thomas C. Werner (Chairman)

Mike Egan

David Friedman (Counsel)

Chad Gifford

Michael Gordon

Linda Pizzuti Henry

Sean McGrail

Bekah Salwasser (Executive Director)

Linda Whitlock

The Red Sox and the Jimmy Fund Teammates for Life

No cause is more deeply rooted in the fiber of the Red Sox than the fight against cancer. It was that way when Ted Williams would visit the young patients of legendary doctor Sidney Farber on his way to Fenway Park in the 1940's, it is that way today, and it will remain that way until cancer has been vanquished.

The enduring partnership between the Red Sox and the Jimmy Fund, which officially started in 1953, included last season the annual spring training visit by a host of Jimmy Fund kids, and more than \$4.2 million raised during last August's 16th Annual Red Sox Jimmy Fund Radio-Telethon on WEEI and NESN, bringing the total raised to more than \$49 million since the telethon's inception. The entire Red Sox team visited the set to take photos with patients and show their support. Over the years, the Red Sox have helped the Jimmy Fund raise more than \$135 million for cancer treatment and research.

Veteran Brock Holt served as the team's Jimmy Fund captain in each season from 2015-17 and will once again take on that role in 2018.

Fighting the Battles That Matter on the Home Front

When the Red Sox went to Washington, D.C., in the aftermath of their World Series victories in 2004, 2007, and 2013, they did so at the invitation of the White House, Presidents Bush and Obama paying tribute to their success. The Sox appreciated the honor, but the trips to the nation's capital would take on a deeper and more lasting meaning, one inspired by their visits after each ceremony to the military personnel recovering from their wounds in the Walter Reed Army Medical Center and associated hospitals.

The Red Sox, to a man, were profoundly affected by the courageous men and women they met, and Chairman Tom Werner was moved to find a way that the ball club could make a positive impact on the lives of those who had given so much in service to their country. His vision, as Chairman of the Red Sox Foundation, inspired the club to partner with Massachusetts General Hospital to create the Home Base Program.

Along with the team's decades-long commitment to the Jimmy Fund, it has become a cornerstone of the team's community outreach, one that has provided an extraordinary support system to wounded veterans and their families. The Home Base Program is the first partnership of its kind in the nation between an academic medical center and a Major League Baseball team. As a National Center of Excellence, Home Base operates the largest private-sector clinic in the nation devoted to healing invisible wounds such as post-traumatic stress disorder and traumatic brain injury. Since its inception, Home Base has served more than 15,000 veterans and family members with care and support, trained more than 12,500 clinicians, educators, and community members nationally, and remains at the forefront of discovering new treatments that offer great hope to our servicemen and women. Home Base launched a "first in the nation" two-week intensive clinical program for veterans that extends the reach of this program to any post-9/11 veteran in the United States. Over time it has expanded its clinical staff of doctors, psychologists, nurses, physical medicine and rehabilitation specialists and licensed clinical social workers to ensure that it maintains the world-class, evidence-based care for which it has become known.

The Red Sox Foundation to date has committed over \$22 million to the program, raising more than \$15 million through its Run to Home Base. As part of the 8th annual Run to Home Base on July 15, 2017, prior to the Red Sox' game against the Yankees, Home Base and the Red Sox Foundation provided a richly deserved "welcome home" to hundreds of Vietnam veterans, honoring their service and sacrifice in recognition of the 50th Anniversary of the Vietnam War.

The Home Base program remains deeply appreciative of the support offered by Gov. Charlie Baker and Boston Mayor Marty Walsh.



Red Sox in the Community, Continued

The Red Sox and Dimock Simply Saving Lives

In the heart of the city, at the soul of its core, sits an institution that tackles the toughest issues. A caring lifeline for those who need it most, the Dimock Center is a comprehensive non-profit health and social services facility in Roxbury and a regional leader in addressing opioid addiction. The Red Sox Foundation, a supporter for 16 years, is the largest contributor to Dimock. John W. Henry – together with more than 170 baseball operations staff members and Aramark--have personally volunteered at this Roxbury institution.

Red Sox Scholars Education for Life

The Red Sox Scholars Program, presented by Beth Israel Deaconess Medical Center, enhances the lives of Boston middle schoolers, who receive college scholarships of \$10,000, as well as mentoring and enrichment opportunities. The program, created in 2003, received MLB's first-ever "Commissioner's Award for Philanthropic Excellence" in 2010. Since its inception, 274 academically talented, financially challenged Boston students have stepped onto the field at Fenway Park and felt the cheers of encouragement that we hope they will enjoy throughout their lives. In 2017, Jackie Bradley Jr. served as the Red Sox Scholars captain for the second year. The program is also supported by the Biogen Foundation, Citgo, Highland Street Foundation, Letters Foundation, Lynch Foundation, and Target.

Beyond Boston, the Red Sox Foundation's New England Service Scholarship program provides college scholarships of \$1,000 to 170 graduating seniors in each of the other five New England states. The program is sponsored by Ford Motor Company and National Grid in RI. The funding also comes in part from unique Red Sox Foundation license plates in Connecticut and Rhode Island

Youth Baseball Programs Play Ball for Life

RBI: RBI (Reviving Baseball in Inner Cities) introduces urban youth in Boston to baseball and softball, and uses the sport to promote healthy choices and valuable life skills. RBI serves more than 700 youth, ages 9 to 18. The program is sponsored by Aramark, Franklin Sports, JetBlue, Neighborhood Health Plan, Regina Pizzeria, and Zipcar. The Foundation also supports six "Rookie Leagues" throughout Boston, annually serving 900+ youth, ages 5 to 12. These leagues often serve as a pipeline to RBI.

BOSTON AREA CHURCH LEAGUE: For the 16th straight year, the Red Sox are helping to nurture the Boston Area Church League, which the club created with former Boston Mayor Thomas M. Menino on August 8, 2002. Children play Saturday double headers with pastors as coaches, police as umpires, and assistant district attorneys as volunteers. Several hundred children then enjoy a Red Sox game at Fenway Park, and relationships born on the ballfield translate into the neighborhoods. Beginning in 2018, CVS will sponsor the league.

RED SOX CHILDREN'S RETREATS: For the 15th straight year, the Red Sox helped operate Red Sox Children's Retreats at the Ron Burton Training Village in Hubbardston, MA. In a partnership announced December 13, 2002, shortly before the Boston Patriots' ailing football star passed away, his son and namesake, a longtime member of the Red Sox, brings children from neighborhoods long on asphalt and short on grass to weekends at the verdant camp created by this remarkable sports family. The children use the lure of sports to learn harmony, life skills, love, and fellowship.

LINDOS SUEÑOS: For the 14th straight year, the Red Sox also operated their Lindos Sueños Program, in which Boston-area teens travel to the Dominican Republic to play baseball and engage in community service projects with their teenage counterparts from the island. More than 100 Boston-area teens have participated. It is a remarkable experience to see how quickly socioeconomic backgrounds and different languages give way to unity through the language and heart of baseball. The Lindos Sueños Program is sponsored by JetBlue.

LITTLE LEAGUE: The Red Sox Foundation provided team sponsorships to 200 Little League programs in Massachusetts, sponsored State Tournaments in Massachusetts, Rhode Island, and Maine as well as leadership and instructional skills training for coaches and administrators. Hanley Ramirez attended the Needham Little League opener and hosted a clinic in Lawrence on an off-day. The initiative is presented by the Massachusetts Health Connector and supported by HP Hood, National Grid, PawSox Foundation and Portland Sea Dogs.



Fenway Park

Major League Baseball's oldest and smallest ballpark, Fenway Park has been the home of the Boston Red Sox since April 20, 1912 when, after two days of rainouts, the park hosted its first regular season game, an 11-inning, 7-6 Boston win over the New York Highlanders in front of 27,000 fans.

In 106 seasons, venerable Fenway Park has been home to many of the greatest players in baseball history, including Hall of Famers Babe Ruth, Tris Speaker, Lefty Grove, Jimmie Foxx, Joe Cronin, Ted Williams, Bobby Doerr, Carl Yastrzemski, Carlton Fisk, Jim Rice, and Pedro Martinez. The park has witnessed some of the most memorable moments in baseball history, highlighted, perhaps, by Fisk's 12th-inning home run to win Game 6 of the 1975 World Series, and the amazing comeback against the Yankees in Game 4 of the 2004 American League Championship Series.

Among the world's most famous sporting venues, Fenway Park is best known for the 37-foot high, 231-foot long "Green Monster" left-field wall, which looms only 310 feet from home plate. Equally enticing to hitters is "Pesky's Pole," the right-field foul pole named for Red Sox great Johnny Pesky, which stands only 302 feet from home plate.

Nestled into the Fenway Park neighborhood of Boston, the park was largely rebuilt for the 1934 season after a five-alarm fire destroyed construction underway by new owner Tom Yawkey. Fenway Park has undergone a series of improvements since the Henry-Werner Group purchased the team in 2002.

The astounding popularity of the ballpark and the team enabled the Red Sox to sell out 793 consecutive games from 2003-13, the longest recorded regular-season sellout streak in U.S. professional sports history. Hundreds of thousands of fans from all over the globe visit Fenway Park year-round. Tours of the ballpark, conducted in English, Spanish, and Japanese, are available daily.

The following pages provide a detailed timeline of Fenway Park since 1912.

| FENWAY FACTS | | FENWAY FACTS | |
|---|----------------|---------------------------------------|----------|
| Constructed | 1912 | OUTFIELD DIMENSIONS | |
| Rebuilt..... | 1934 | Left Field..... | 310 feet |
| First Game | April 20, 1912 | Left-Center Field | 379 feet |
|Red Sox 7, Highlanders 6 (11 inn.) | | Center Field..... | 390 feet |
| Seating Capacity (Night) | 37,755 | Deep Center Field..... | 420 feet |
| Seating Capacity (Day) | 37,305 | Deep Right Field | 380 feet |
| EMC and State Street Levels | 5,437 | Right Field | 302 feet |
| Box Seats..... | 13,804 | HEIGHT OF OUTFIELD WALLS | |
| Grandstand..... | 11,563 | Left Field..... | 37 feet |
| Bleachers..... | 6,474 | Center Field..... | 17 feet |
| Green Monster | 269 | Bullpens | 5 feet |
| Right Field Sam Deck..... | 208 | Right Field | 3-5 feet |
| | | LENGTH OF LEFT FIELD WALL | |
| | | 231 feet (228 feet in fair territory) | |



Fenway Park History: 1912-1941

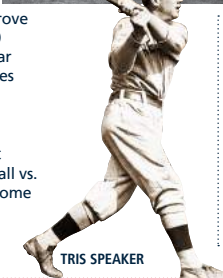
RED SOX BASEBALL AT FENWAY

4.20.1912

Following an April 9 exhibition victory over Harvard and a pair of rainouts, the Red Sox won the first official game at Fenway, beating the New York Highlanders (who'd later become the Yankees) 7-6 in 11 innings. Tris Speaker drove home the game winner in front of 27,000 fans. The Red Sox go on to win 105 regular season games and capture the World Series during their first season at Fenway Park.

4.26.1912

1B Hugh Bradley hit the first home run at Fenway and the first over the left field wall vs. Philadelphia. It was the second and last home run of his Major League career.



TRIS SPEAKER

9.11.1918

The Red Sox clinched the 1918 World Series with a 2-1, Game Six victory over the Chicago Cubs. This was the last championship-clinching victory won by the Red Sox at Fenway Park until Game 6 of the 2013 Series.

6.12.1916

RHP George Foster threw the first no-hitter by a Red Sox pitcher at Fenway Park, leading the Red Sox to a 2-0 win over the New York Yankees. Fenway Park's first no-hitter was thrown by the Boston Braves' George Davis in a 7-0 victory over Philadelphia on September 9, 1914.

1912

OTHER FENWAY EVENTS

11.28.1912

Boston Latin defeated Boston English 7-6 in Fenway Park's first high school football game. Two days later, Oak Park (IL) High School beat Everett (MA) High School 32-12 in the National High School Championship Game. Over the next few decades, several high school football games were played at the park.

10.31.1914


Boston College and Norwich University competed in Fenway Park's first college football game with BC winning 28-6. The Eagles used the park as a frequent home venue through the 1950s.

BOSTON UNIVERSITY AT FENWAY PARK



5.23.1915

In memory of American military members killed in the Spanish-American War, a memorial service was held at Fenway Park with 15,000 in attendance. A memorial service was regularly held at the park over the next few decades.



1914

1918

FENWAY PARK CONSTRUCTION

6.24.1911

Representing his family, John Taylor announced their intention to build Fenway Park. Prior to the 1912 season, the Red Sox played their home games at the Huntington Avenue Grounds, now part of the campus of Northeastern University.



9.24.1911

The groundbreaking occurred for the new ballpark.


5.8.1926

In the first Fenway Park fire, the bleachers along the left-field foul line burned down and were not replaced, giving fielders the chance to snare foul flies behind the third base grandstand.

1918

7.3.1932

The Sox were hammered by the Yankees 13-2 in the first Sunday game at Fenway Park. Sunday baseball was approved in Boston three years earlier, but not at Fenway due to its proximity to a church. The Sox played their Sunday games at Braves Field on Commonwealth Avenue until the law was changed. They actually played the first Boston Sunday game, a 7-3 loss to Philadelphia, at Braves Field, April 28, 1929 in front of 22,000 fans.



TED WILLIAMS

1932



11.14.1925

Boston University played its first football game at Fenway Park, a 14-6 victory over Providence College. BU played occasional home games at Fenway Park through the mid-20th century.

1941

1.5.1934

A five-alarm, four-hour blaze, the second Fenway Park fire, virtually destroyed the construction underway by new owner Thomas A. Yawkey to refurbish the park. Following the fire, construction began on a new left-field grandstand, the bleachers, and the new left field wall.

1936

A 23-foot tall screen was installed above the left field wall. The screen would remain until the Green Monster Seats were constructed in 2003.

9.22.1935

The largest crowd to ever see a game at Fenway Park – 47,627 – turned out for a doubleheader with the Yankees. Crowds of this size will never be equaled under Fenway Park's current dimensions. More stringent fire laws and league rules after World War II prohibited overcrowding that was permitted in the 1930's.

1940

Bullpens were constructed in front of the bleachers replacing the old bullpen areas in the outfield foul territory beyond the dugouts. Tom Yawkey replaced the right field pavilion section he built in 1934 with an extension of the grandstand, reducing the distance to the right field foul pole to 302 feet.

1934

1940

Fenway Park History: 1942-2001

RED SOX BASEBALL AT FENWAY

6.9.1946

Ted Williams hit a monumental 502-foot home run to right field off Detroit right-hander Fred Hutchinson. The ball landed on top of the straw hat of Joseph A. Boucher, a 56-year-old construction engineer from Albany, NY who was sitting in Section 42, Row 37, Seat 21. "The sun was right in our eyes," he said. "All we could do was duck. I'm glad I didn't stand up. They say it bounced a dozen rows higher, but after it hit my head, I was no longer interested." At that time the bleachers were actual bleachers and not individual seats.

1946

7.9.1946

The Red Sox hosted their first All-Star Game at Fenway Park, a 12-0 American League win. Eight Red Sox were on the All-Star team, but Ted Williams stole the show, going 4-for-4 with two homers, a walk, five RBI and four runs scored.

7.31.1961

Fenway Park was the site of the second All-Star Game played in 1961. The game ended in a 1-1 tie, called after nine innings and a 30-minute rain delay.

10.4.1948

The first playoff game in AL history took place at Fenway, and Cleveland rookie left-hander Gene Bearden beat the Red Sox 8-3. Shortstop-Manager Lou Boudreau led the Indians with two homers and two singles. The defeat prevented the only cross-town World Series in Boston history. Cleveland went on to beat the Boston Braves 4-2 in the World Series.

OTHER FENWAY EVENTS

11.4.1944

Just three days before being elected to an unprecedented fourth term in the Oval Office, President Franklin D. Roosevelt delivered the final speech of his political career at Fenway Park before more than 40,000 supporters. Republican presidential nominee Barry Goldwater and Democratic presidential candidate Eugene McCarthy also gave speeches at Fenway Park in 1964 and 1968, respectively.



7.29.1954

Fenway Park's first basketball game took place as the Harlem Globetrotters defeated the George Mikan United States All-Stars, 61-41.

1960

FENWAY PARK CONSTRUCTION

1947

Green paint replaced advertisements covering the left field wall. No more Calvert Owl ("Be wise"), Gem Blades ("Avoid 5 o'clock shadow"), Lifebuoy ("The Red Sox use it") and Vimms ("Get that Vimms feeling").

1976

Fenway Park's first message board in center field was part of a construction project that included a rebuilding of the left field wall as well as a new enclosed press box. Starting in 1976, National League scores were shown only on the new message board. They returned to the left field scoreboard in 2003.

6.13.1947

The Red Sox defeated the White Sox 5-3 in Fenway Park's first night game. The Red Sox were the third-to-last of the 16 Major League clubs to add lights to the playing field.

1947

1976

6.26.1962

Red Sox RHP Earl Wilson no-hit the Los Angeles Angels in a 2-0 Boston win, becoming the first African-American to throw a no-hitter in the American League.



10.21.1975

The first AL World Series night game was played at Fenway Park, and it was a classic. The memorable Game 6, delayed three days by rain, lasted 4:01. The Red Sox tied the game at 6-6 in the last of the eighth on Bernie Carbo's three-run, pinch-hit homer with two outs, taking the win with Carlton Fisk's oft-replayed home run off Pat Darcy leading off the last of the 12th.



10.1.1967

On the final day of the regular season, the "Impossible Dream" Red Sox clinched the American League pennant with a 5-3 victory over Minnesota. The Red Sox would fall in seven games to the St. Louis Cardinals in the World Series.

10.2.1978

After finishing the season with identical records, the Red Sox and New York Yankees played the second playoff game of its kind in American League history at Fenway Park. On the strength of Bucky Dent's three-run, 7th inning homer, the Yankees defeated the Red Sox 5-4 to capture the AL East Division crown.

4.29.1986

RHP Roger Clemens struck out a Major League, single-game record 20 batters in a 3-1 victory over the Seattle Mariners. Clemens earned AL MVP and Cy Young honors, leading the Red Sox to the 1986 World Series where they lost to the New York Mets in seven games.

7.13.1999

The Red Sox hosted their third All-Star Game, a 4-1 AL win. For the first time in history, the All-Star Game was a three-day event featuring a celebrity hitting contest, a Futures game, and a home run derby.

1967

9.8.1963

The AFL's Boston Patriots downed the Oakland Raiders, 20-14, kicking off a six-year stay at Fenway Park. The Boston Shamrocks, Boston Redskins, and Boston Yanks also played professional football games at the park.




7.27-28.1973

The Newport-New England Jazz Festival brought Ray Charles, Stevie Wonder, B.B. King, and many other famous musicians to play at Fenway Park.

7.8.1968

Legendary soccer player Pelé led his Santos FC team to a 7-1 victory over the Boston Beacons. Occasional soccer matches also took place at the park in the 1920s and 1930s.

1978



1988-1989

The 600 Club, a glass-enclosed section of 606 stadium club seats, was added on the roof behind home plate. New broadcast booths and the press box were relocated on top of the 600 Club. In 2002, the club was renamed the 406 Club in honor of the late Ted Williams, who passed away earlier that year.

1982-1983

Private suites were built atop the left and right field stands.

1989

Fenway Park History: 2002-2017

RED SOX BASEBALL AT FENWAY

10.17.2004

With the Red Sox down to their last three outs in the 2004 ALCS, pinch-runner Dave Roberts stole second base off Yankees closer Mariano Rivera and set up a game-tying RBI by third baseman Bill Mueller. The game ended on a David Ortiz walk-off home run in the 12th inning.



4.11.2005

The defending champions received their World Series rings prior to the home opener against the Yankees. Led by Johnny Pesky and Carl Yastrzemski, former players who had longed for such a day helped the active players raise the World Championship flag. James Taylor sang "America the Beautiful," the Boston Symphony and Boston Pops played "The Star-Spangled Banner," and wounded soldiers back from war presented the rings. Boston icons Bobby Orr, Bill Russell, Tedy Bruschi and Richard Seymour threw the Ceremonial First Pitches. And, in fitting style, the Red Sox beat the Yankees.

10.27.2004

86 years of heartache were erased with a 3-0 win in St. Louis, as the Red Sox completed a sweep of the 100th World Series for their first World Championship since 1918. Beginning at Fenway Park, a "rolling rally" parade was held three days later when the team returned to Boston.

9.1.2007

Clay Buchholz became the first Red Sox rookie to ever pitch a no-hitter, blanking the Baltimore Orioles 10-0.

10.21.2007

The Red Sox defeated the Cleveland Indians 11-2 to capture their 12th American League pennant, on their way to a second World Series title in four years.

2007

OTHER FENWAY EVENTS

9.6-7.2003

Bruce Springsteen and the E Street Band performed the first concerts at Fenway Park in three decades, beginning a series of concerts the park has held in recent years. See page 5 for a complete list of concerts at Fenway Park.



1.1.2010

On New Year's Day, the NHL's Boston Bruins won the 2010 Winter Classic beating the Philadelphia Flyers in a 2-1 overtime victory.

7.21.2010

42 years after Fenway Park's last soccer match, Celtic F.C. beat Sporting Lisbon, 2-1.

9.17.2008

More than 3,000 new citizens were sworn in as Fenway Park hosted its first naturalization ceremony. The park also hosted a naturalization ceremony in 2010, the largest such ceremony ever held.

2008

WINTER 2011-12

An ice rink once again topped the Fenway Park tundra as several college and high school teams played at "Frozen Fenway," while open-public skating was also offered to Boston residents. "Frozen Fenway" returned during Winter 2013-14 and 2016-17.

FENWAY PARK CONSTRUCTION

INSTALLING GREEN MONSTER SEATS



2003

Among many changes, Green Monster seats debuted above the left-field wall and Yawkey Way officially opened after a one-month trial the previous September. See page 4 for a complete list of renovations over subsequent offseasons.

4.2002

Two rows of "dugout" seats debuted, along with a media interview room, players lounge and expanded family lounge. With these changes, a ten-year cycle of major, annual improvements to Fenway Park began.

3.25.2005

The Red Sox announced a long-term commitment to remain at Fenway Park, "America's Most Beloved Ballpark," and the oldest park in the Major Leagues. A comprehensive plan for a complete renovation was submitted to the City of Boston Landmarks Commission, the Massachusetts Historic Commission, and the National Park Service.

2002

4.19.2012

In perhaps the highest-attended event in Fenway Park history, the Red Sox welcomed nearly 55,000 fans to the storied ballpark for a free Open House on the eve of its official centennial.



5.19.2008

Jon Lester threw the first no-hitter of 2008 in a 7-0 win vs. Kansas City. He became the fourth lefty ever to throw a no-hitter at Fenway Park.

4.20.2012

Over 200 Red Sox alumni returned to Fenway Park 100 years to the date of first Red Sox game at the ballpark. This reunion served as a major highlight of the season-long, 100th Anniversary celebration of Fenway Park. The Red Sox and Yankees battled it out in throwback uniforms, a reenactment of the franchise's Fenway opener in 1912.

4.20.2013

In an emotional day at Fenway Park and throughout the City of Boston, the Red Sox played their first home game following the tragic events at the Boston Marathon five days earlier. An emotional David Ortiz proclaimed during pre-game ceremonies that "This is our...city," and Daniel Nava hit a go-ahead homer in the bottom of the eighth inning, leading the Red Sox to a 4-3 victory over the Royals.

10.30.2013

Boston's 6-1 win over St. Louis in Game 6 secured the franchise's eighth World Series title, and third in ten years. It was the Red Sox' first clinching World Series win at Fenway Park since the 1918 team won it all 95 years prior.

10.10.2016

Boston's season ended with a 4-3 loss to Cleveland in the ALDS, but the largest postseason crowd in Fenway's history (39,530) stayed long after the final out to give David Ortiz a proper sendoff in his final game as a player. Big Papi emerged from the clubhouse, walked to the pitcher's mound and saluted the crowd, unable to hold back tears as he showed his appreciation.



2013

SHAMROCK SERIES



7.25.2012

Soccer fans from around the world turned out for a pre-season friendly at Fenway Park between Liverpool F.C. and A.S. Roma, with Roma ultimately prevailing by a 2-1 score. Roma won again, 1-0, when Fenway Park hosted a rematch on July 23, 2014.

FALL 2015

Fenway Park donned football goalposts for the first time since 1968, playing host to the Shamrock Series, a 19-16 Notre Dame win over Boston College, as well as Thanksgiving high school games. The same week, Galway defeated Dublin in the first hurling match at Fenway since 1954.



AIG FENWAY HURLING CLASSIC

BIG AIR AT FENWAY



2.11-12.2016

An incredible 140-foot snow ramp, taller than the light towers, stood as the centerpiece of "Big Air at Fenway," a two-day snowboarding and freeskiiing event.

9.1-2.2017

On September 1 and 2, 2017, Lady Gaga made her Fenway Park debut as part of her *Joyanne World Tour*, becoming the first female to headline a concert at the venue.

2017

2012

"Fenway Park: A Living Museum," a collection of 100 plaques, historical markers, and displays debuted throughout the ballpark in early 2012, as part of an effort to help educate guests about Fenway's wide-ranging history.

2016

The State Street Pavilion level was extended to accommodate 265 new seats in the Right Field Pavilion Reserved and Left Field Pavilion Reserved sections.

INSTALLING DUGOUT SEATS



2017

The Red Sox made several new improvements for the 2017 season, including the addition of two rows of dugout seats, a right-field grandstand bar, a new video board on the right-field roof deck, four new suites in the State Street Pavilion, the restoration of Pesky Pole, and a removable bullpen wall that will allow Fenway to better adapt to non-baseball events.

2012

Boston Red Sox Front Office Directory

| | |
|--|------------------|
| Principal Owner | John W. Henry |
| Chairman | Thomas C. Werner |
| President/CEO | Sam Kennedy |
| President of Baseball Operations | Dave Dombrowski |
| President/CEO Emeritus | Larry Lucchino |

Executive Management Team

| | |
|--|------------------|
| EVP/Chief Strategy Officer | Dave Beeston |
| EVP/Chief Operating Officer | Jonathan Gilula |
| EVP/Chief Marketing Officer | Adam Grossman |
| EVP/Partnerships | Troup Parkinson |
| EVP/FSG Corporate Strategy & General Counsel | Ed Weiss |
| EVP/Chief Financial Officer | Tim Zue |
| SVP/Player Personnel | Allard Baird |
| SVP/Ticketing, Fenway Events & Concerts | Ron Bumgarner |
| SVP & Assistant General Manager | Brian O'Halloran |
| SVP & Assistant General Manager | Eddie Romero |
| SVP/Human Resources | Amy Waryas |
| SVP/Player Personnel | Frank Wren |
| Executive Director, Red Sox Foundation | Bekah Salwasser |

Baseball Operations & Administration

| | |
|--|--|
| VP/Pitching Development & Assistant Pitching Coach | Brian Bannister |
| VP/Major League & Minor League Operations | Raquel Ferreira |
| VP/Special Assistant to the President of Baseball Operations | Tony La Russa |
| VP/Baseball Research & Development | Zack Scott |
| Senior Director, Team Travel | Jack McCormick |
| Executive Assistant, Baseball Operations | Erin Cox |
| Special Assistants to the President of Baseball Operations | Pedro Martinez, Jason Varitek |
| Senior Advisor, Baseball Operations | Bill James |
| Assistant Director, Baseball Administration | Mike Regan |
| Director, Baseball Systems | Michael Ganley |
| Senior Analyst, Baseball Research & Development | Gregory Rybarczyk |
| Analysts, Baseball Research & Development | Spencer Bingol, |
| | Joe McDonald, Dan Meyer |
| Senior Developers, Baseball Systems | Eric Edvalson, Fred Hubert |
| Assistant Director, Baseball Systems | Ethan Faggett |
| Data Architect, Baseball Systems | William Letson |
| Assistant, Baseball Operations | Alex Gimenez |
| Medical Director/Head Team Internist | Dr. Larry Ronan |
| Head Team Orthopedist | Dr. Pete Asnis |
| Director, Sports Medicine Service/Head Athletic Trainer ... | Brad Pearson |
| Assistant Athletic Trainers | Paul Buchheit, Jon Jochim, Masai Takahashi |
| Senior Physical Therapist | James Creps |
| Physical Therapist | Adam Thomas |
| Head Strength & Conditioning Coach | Kiyoshi Momoze |
| Athletic Performance Coordinator/ | |
| Major League Strength & Conditioning Coach | Mike Roose |
| Massage Therapists | Russell Nua, Shinichiro Uchikubo |
| Sports Medicine Administrative Manager | Elena Webb |
| Home Clubhouse Manager | Tom McLaughlin |
| Equipment Manager | Edward "Pookie" Jackson |
| Visiting Clubhouse Manager | Joe Cochran |
| Video Coordinator | Billy Broadbent |
| Clubhouse Assistants | John Coyne, Stephen Murphy |
| Instructors | Jim Rice, Luis Tiant |

Minor League Operations

| | |
|--|--|
| Vice President, Player Development | Ben Crockett |
| Assistant Director, Player Development | Brian Abraham |
| Pitching Development Analyst | Dave Bush |
| Minor League Equipment Manager | Mike Stelmach |
| Assistant, Florida Baseball Operations/ | |
| Minor League Video | Patrick McLaughlin |
| Minor League Clubhouse Assistant | RJ Warner |
| Player Development Consultants | Dick Berardino, Tony Cloninger, |
| | Dwight Evans, Tommy Harper, Carl Yastrzemski |

Scouting

| | |
|--|------------------|
| VP/Player Personnel | Jared Banner |
| VP/Professional Scouting | Gus Quattlebaum |
| VP/Amateur Scouting | Michael Rikard |
| Assistant Director, International Scouting | Adrian Lorenzo |
| Assistant Director, Professional Scouting | Harrison Slutsky |
| Assistant Director, Amateur Scouting | Paul T보니 |
| Assistant, Amateur Scouting | Devin Pearson |
| Manager, Advance Scouting | Steve Langone |
| Advance Scouting Assistant | JT Watkins |
| Assistant, International Scouting | James Kang |
| Assistant, Player Personnel | Marcus Cuellar |
| Special Assistant, Player Personnel | Mark Wasinger |

Scouting (continued)

| | |
|--|------------------------------------|
| Special Assignment Scouts | Eddie Bane, Steve Peck, Brad Sloan |
| Global Crosschecker | Paul Fryer |
| National Crosschecker | John Booher |
| National Scouting Supervisors | Quincy Boyd, Fred Peterson, |
| | Dan Madsen, Jim Robinson |
| Florida Crosschecker | Tom Kotchman |
| Coordinator, Latin American Scouting | Rolando Pino |
| Global Scouting Supervisor | Todd Claus |

Business Affairs

| | |
|---|-----------------|
| EVP/Chief Operating Officer | Jonathan Gilula |
| Director, Business & Government Affairs | Claire Durant |
| Director, Ballpark Planning & Development | Chris Knight |

Ballpark Operations

| | |
|---|-------------------|
| SVP/Ballpark Operations | Pete Nesbit |
| Director of Security & Emergency Services | Charlie Cellucci |
| Senior Director of Grounds | Dave Mellor |
| Director of Ballpark Operations | John Sodini |
| Assistant Director of Security & Emergency Services | Mark Cacciatore |
| Manager of Security & Emergency Services | Mike Gunning |
| Security Coordinator | Ryan Kozul |
| Security Staff | Angel Santiago |
| Assistant Director of Grounds | Kirt Bakos |
| Manager of Grounds | Derek Gauger |
| Grounds Staff | Jedidiah Saverse |
| Event Operations Coordinator | Chris Chirichello |

Facilities Management

| | |
|--|---------------------------------------|
| Senior Director of Facilities Management | Jonathan Lister |
| Facilities Superintendent | Donnie Gardiner |
| Manager of Facilities Services | Alex Spader |
| Coordinator of Facilities Services | Robyn Pacini |
| Facilities Services Technicians | Jordan Mendelsohn, Jason Tourkantonis |

Fan Services & Entertainment

| | |
|---|----------------------------|
| SVP/Fan Services & Entertainment | Sarah McKenna |
| Senior Director of Red Sox Productions | John Carter |
| Senior Director of Fan Services & Entertainment | Stephanie Maneikis |
| Senior Manager of Entertainment | Dan Lyons |
| Chief Engineer | Jason Notermann |
| Senior Managers of Red Sox Productions | Jen Gahan, Steve Roman |
| Managers of Red Sox Productions | Luke Fraser, Kellan Reck |
| Fan Services Managers | Nina Beltre, Jovan Holland |
| Red Sox Productions Coordinator | Stacey Lamboni |

Special Events

| | |
|--|---------------------|
| VP/Special Events | Fred Olson |
| Assistant Director of Special Events | Kathleen Harrington |

Fenway Park Tours

| | |
|------------------------------------|------------------|
| VP/Fenway Park Tours | Marcita Thompson |
| Manager of Fenway Park Tours | Scott Towers |
| Group Tour Sales Manager | Sarah Farley |

Florida Business Operations

| | |
|--|-----------------|
| VP/Florida Business Operations | Katie Haas |
| Manager of Florida Business Operations | Brennan Whitley |
| Manager of Florida Ballpark Operations | Jay Fandel |
| Business Development Manager of | |
| Florida Business Operations | Allison Bucci |

Executive Administration

| | |
|--|---|
| Special Assistant to the Principal Owner | Sylvia Moon |
| Special Assistant to the President/CEO | Carter Speers |
| Executive Assistants | Katie Byrnes, Jamie Doron, |
| | Brienne Hart, Fay Scheer, Caitlin Kilcher |

Finance, Analytics, and Information Technology

| | |
|-----------------------------------|---------|
| EVP/Chief Financial Officer | Tim Zue |
|-----------------------------------|---------|

Finance

| | |
|--|--------------------------------|
| VP/Finance | Ryan Oremus |
| Senior Director of Financial Planning & Operations | Ryan Scaffidi |
| Assistant Director of Payroll & Administration | Cathy Fahy |
| Senior Accounting Manager | Courtney Turner |
| Senior Payroll Administrator | Mauricio Rosas |
| Senior Financial Analyst | Rob Winter |
| Staff Accountant | Daniel Wall |
| Accounting Specialists | Patrick Coleman, Julian Carlos |

Boston Red Sox Front Office Directory, Continued

Analytics

Senior Manager, Business Development Kurt Zwald
Senior Manager of Business Analytics Jonathan Hay
Specialist, Business Development Anne Marie Rowe
Business Analyst Patrick Kelley

Information Technology

VP/Information Technology Brian Shield
Senior Director of IT Operations Randy George
Director of Data Services Steve Conley
Director of IT Jason Lumsden
Director of Software Engineering Dan White
Director of IT Operations Ryan Oreste
Data Architect George Hom
Senior Network Engineer Matt Salmeri
Software Engineers Michael Bottomley, Matthew Cory
CRM Analyst Ben Nickerson
Help Desk Supervisor Chris Sorel
Security Analyst Ariana Giunta

Government and Neighborhood Affairs

SVP/Special Counsel & Government Affairs David Friedman
Director, Business & Government Affairs Claire Durant

Human Resources & Administration

SVP/Human Resources Amy Waryas
Senior Director of Human Resources Mike Danubio
Director of Benefits & Compensation Jean McGurl
Manager of HR Systems & Operations Peter Racine
HR Specialist Kara Buckley
HR Operations Specialist Brad Hanovich
Receptionist Brenna Peterson
Office Coordinator Travis Patterson

Legal

EVP/FSG Corporate Strategy & General Counsel Ed Weiss
SVP/Special Counsel & Government Affairs David Friedman
VP/Club Counsel Elaine Steward
Senior Legal Counsel Iciar Garcia
Legal Counsel & Director of Legal Operations Mandi Petrillo

Marketing, Creative Services & Communications

VP/Chief Marketing Officer Adam Grossman
Strategic Communications Advisor & Red Sox Historian Gordon Edes

Marketing

VP/Marketing & Broadcasting Colin Burch
Marketing & Promotions Manager Steve Oliveira
Manager, Digital Media Kelsey Doherty
Director of Fan & Youth Engagement Chris Bergstrom
Fan & Youth Engagement Assistant Sam Nipantantaporn
Marketing & Communications Assistant Stacy Cruz

Creative Services

Director of Creative Services & Content Tim Heintzelman
Director of Publications Debbie Matson
Marketing Producer Mike Ivins
Manager of Photography Billie Weiss
Senior Designer & Brand Specialist Marissa McClain
Graphic Design Coordinator Nick Sciaratta
Social Media Assistant Samantha Ward

Communications

VP/Corporate Communications Zineb Curran
VP/Media Relations Kevin Gregg
Senior Manager of Media Relations Abby Murphy
Manager of Media Relations & Baseball Information Justin Long
Media Relations Coordinator Chris Gilligan
Media Relations Assistant/Translator Daveson Perez

Partnerships

EVP/Partnerships Troup Parkinson

Corporate Partnerships & Client Services

SVP/Client & Sponsor Services Marcell Bhangoo
Director of Client & Limited Partner Services Erin Donovan
Director of Client Services Sean Walsh
Senior Manager of Suite Services Kim Cameron
Manager of Sponsor Services Amanda Heglin
Manager of Client & Sponsor Services Bailly Douglass
Client Services Managers Andrew Dennen, Jim Kallinich
Sponsor Services Coordinator Becca Bishay
Asian Business Development Specialist Mikio Yoshimura

Community, Alumni & Player Relations

VP/Community, Alumni, & Player Relations Pam Kenn
Senior Director of Community & Player Relations Sarah Narracci
Alumni & Player Relations Manager Sheri Rosenberg
Community Partnerships & Player Relations Manager Kathryn Quinn
Curator Sarah Coffin

Strategy & Business Development

EVP/Chief Strategy Officer Dave Beeston
Financial Advisor to the President & CEO Jeff White
Director of Strategy & Development - Retail Jonathan Dienstag
Manager of Research & Intelligence Samantha Barkowski
Special Assistant to the EVP/Chief Strategy Officer Peter Valhouli-Farb
Senior Advisor to the President, Strategic Planning Michael Porter

Ticketing, Fenway Park Events, Concerts

SVP/Ticketing, Fenway Events & Concerts Ron Bumgarner

Ticketing

SVP/Ticketing Richie Beaton
VP/Ticketing Naomi Calder
Director of Ticket Services Jenean Rombola
Assistant Director of Ticketing, Season Ticket Services Joe Matthews
Manager of Ticket Services Ben Dorman
Senior Manager of Ticket Fulfillment & Systems Peter Fahey
Manager, Ticket Technologies & Operations Matthew Crawford
Ticket Settlement Administrator Curtis Chin
Coordinator, Ticket Services Mike Cometa
Senior Account Executives,
Season Ticket Holder Services Tarah Mahoney, Amanda Zanni
Season Ticket Holder Account Executives Nicole Acone,
Sean Desmond, Katie Cash, Cameron Willcox
Ticket Services Associates Meghan Accorsi, Samantha Hanlon,
Lamar Phillips, Will Putnam, Kaylah Quilty
Ticket Operations Assistant Lisa Lindsay

Ticket Sales

VP/Ticket Sales William Droste
Senior Manager of Premium Sales & Services Brendan Hankard
Director of Sales Academy & Season Ticket Sales David Baggs
Director of Group Sales Carl Gridler
Senior Account Executive, Premium Sales Kyle Raynor
Account Executives, Premium Sales Ben Morse, Kyle Raynor
Premium Sales Services Coordinators Casey Devane, Marc Llant, Chris Mele
Manager of Group Sales Special Events Travis Pollio
Group Sales Representatives Gennifer Davidson, Seth Shuman, Matt Tieri
Group Sales Coordinator Emily Ladroga
Account Executive, Premium Season Ticket Sales Peter Quattromani
Manager of Red Sox Sales Academy Rachel Shori
Inside Sales Representatives Eric Eisenberg, Matthew Gazorian,
William Kelley, Lexie O'Dowd, Nathan Russell,
Jackie Saideh, Lenny Valdez

Fenway Park Events

VP/Fenway Park Events Carrie Campbell
Assistant Director of Event Sales Haley McNearney
Assistant Director of Event Services Kate Page
Senior Manager of Event Sales Taylor Grinnell
Senior Event Services Manager Megan Berninger
Event Services Manager Julio Jeune
Event Sales Manager Casey Robinson

Fenway Concerts

SVP/Fenway Concerts & Entertainment Larry Cancro
Director of Fenway Concerts & Entertainment Beth Krudys

Red Sox Foundation

Honorary Chairman Tim Wakefield
Executive Director, Red Sox Foundation Bekah Salzwasser
Assistant Director of Programs & Operations Rico Mochizuki
Manager of Ron Burton Training Facility Ron Burton
Senior Programs Manager Tyler Petropoulos
Programs Specialist Mick Blume
Programs Coordinator Lidia Zayas
Events Coordinator Francesca Pelletier
Development Coordinator Jake Siemering

Fenway Sports Group

Fenway Sports Group, the parent company of the Boston Red Sox, is one of the largest sports, media and entertainment companies in the world. Beyond the Boston Red Sox, Fenway Sports Group's portfolio of companies include: Liverpool FC, an English Premier League football club; Fenway Sports Management, a sales and marketing company; an 80% stake in New England Sports Network (NESN), a regional sports television network; and a 50% joint venture with Jack Roush in Roush Fenway Racing, a NASCAR racing team. Fenway Sports Group also owns two of the most iconic venues in sports: Fenway Park, home of the Boston Red Sox, and Anfield, home of Liverpool FC.

Originally conceived as New England Sports Ventures in 2001 (NESV), Fenway Sports Group is led by Principal Owner John Henry, Chairman Tom Werner, and President Mike Gordon, with additional ownership interests held by a select number of other investors.



Fenway Sports Group

| | |
|---|--|
| John W. Henry | Principal Owner |
| Thomas C. Werner | Chairman |
| Michael Gordon | President |
| David Ginsberg & Phillip H. Morse | Vice Chairmen |
| Ed Weiss | EVP/Corporate Strategy & General Counsel |
| Greg Morris | SVP/Finance & Administration |
| Senator George Mitchell | Senior Advisor |
| David Ortiz | Special Assistant to Fenway Sports Group |

FSG Partners

| | | | | |
|-----------------------|---------------------|----------------|------------------|------------------|
| Theodore Alfond | David Ginsberg | John A. Kaneb | Phillip H. Morse | Jeffrey Vinik |
| William Alfond | Michael Gordon | Seth Klarman | Bruce Rauner | Herb Wagner |
| Thomas R. DiBenedetto | John W. Henry | Larry Lucchino | Frank Resnek | Thomas C. Werner |
| Michael Egan | Linda Pizzuti Henry | Henry McCance | Martin Trust | |

FSG Properties

| | |
|----------------------------------|--|
| Boston Red Sox | Sam Kennedy, President/CEO |
| Fenway Sports Management | Mark Lev, Managing Director |
| Liverpool Football Club | Peter Moore, CEO |
| New England Sports Network | Sean McGrail, President/CEO |
| Rough Fenway Racing | Jack Roush, Co-Owner; Steve Newmark, President |



John W. Henry



Thomas C. Werner



Michael Gordon



Ed Weiss



Sen. George Mitchell



Theodore Alfond



William Alfond




Thomas DiBenedetto



Michael Egan



David Ginsberg



Linda Pizzuti Henry



Seth Klarman



Larry Lucchino



Henry McCance



Phillip H. Morse



Bruce Rauner



Frank Resnek



Martin Trust



Jeffrey Vinik



Herb Wagner

**Not Pictured:
John A. Kaneb**

Red Sox Ownership



John W. Henry, Principal Owner

John W. Henry is in his 17th season as Principal Owner of the Boston Red Sox, but in one way his relationship to baseball has changed little since he was growing up in rural Arkansas, listening to games broadcast on a Zenith short-wave radio. "I certainly identify with the fans," he said, "because I've been one my entire life." And from December 20, 2001, the day an investment group led by Mr. Henry and Tom Werner bought the Red Sox, he understood the mandate he had inherited.

"Win a World Series? That's not my choice, it's my role, it's my obligation to New England," Mr. Henry said. "That's what I've been charged with. When you bid on the Red Sox, the challenge you're undertaking is nothing short of winning the World Series."

Three World Series titles in a 10-season span – 2004, 2007, and 2013 – have earned the Henry-Werner ownership team a special place in Red Sox history, the franchise having endured an 86-year stretch, beginning in 1918, in which it did not win baseball's ultimate prize. But the quest continues, the team's success only reinforcing Mr. Henry's determination that the Red Sox remain a perennial contender, with the goal of playing meaningful games in October.

In one sense, Mr. Henry says, he is owner by proxy. The true owners, he asserts, are Red Sox fans, those in New England and spread across the country and globally in numbers deserving of the designation, "Red Sox Nation." He sees his role as being a steward of this much-loved baseball team, which entails providing a championship-caliber product on the field while also serving as an involved and committed member of the community.

By any measure, the Red Sox have succeeded on both fronts. The club's winning percentage of .553 ranks second in the American League since the start of the 2002 season, and the Sox have advanced to the postseason nine times in that span. That includes what many regard as the most improbable comeback in professional sports, when the Red Sox lost the first three games of the American League Championship Series in 2004 to the New York Yankees, then won the next four games, becoming the first major league team ever to win a series after trailing, three games to none.

Immediately after taking ownership, Mr. Henry and his partners also founded – and funded – the Red Sox Foundation, which has become the largest and one of the fastest-growing team charities in Major League Baseball. Though a relative newcomer to the New England philanthropic community, it has won numerous awards for its imaginative outreach and impact, including the 2009 national award for "Best Sports Charity" from the Robert Wood Johnson Foundation and the Sports Philanthropy Project. In 2010 it was recognized by Major League Baseball with the inaugural "Commissioner's Award for Philanthropic Excellence" for the Red Sox Scholars program, which provides college scholarships to inner-city Boston youth. Supported through generous donations from Mr. Henry and Mr. Werner and their partners, as well as corporate sponsors and fans attending fundraising events, the Red Sox Foundation has made a significant impact on the lives of those it serves.

Since its creation in 2002, the Red Sox Foundation has donated to more than 1,680 organizations and focused on making a difference in the lives of children, families, Veterans, and communities in need by improving their health, education, and recreational opportunities. Through partnerships with best-in-class organizations in healthcare, the Red Sox have helped raised over \$135 million for cancer treatment and research for The Jimmy Fund, supported more than 15,000 Veterans and their families suffering from the "invisible wounds of war" with the Home Base Program, and helped the Dimock Center serve over 17,000 patients with health and human services. The foundation's self-run education and youth baseball programs have helped 274 Boston Public Schools students with college scholarships, and promotes healthy choices and valuable life skills to more than 700 urban youth annually through its RBI baseball and softball program.

The operation of the club always has been, and will continue to be, a collaborative effort, Mr. Henry maintains. He cites the close relationships he enjoys with Werner, the team's chairman; Larry Lucchino, who was the team's president and CEO for the first 14 seasons; and the team's current top executives: Sam Kennedy, who has succeeded Lucchino as Club President and CEO, and Dave Dombrowski, the Club's President of Baseball Operations.

"Tom Werner and I are like brothers," Mr. Henry says. "We talk every day about ideas on how to improve everything from the New England Sports Network to the length of the grass on the field."

With Lucchino, whom Mr. Henry described as "my role model when it comes to baseball executives," moving into an emeritus role, Kennedy became president on October 16, 2015.

"Since 2012, we have known that it would be a natural transition for Sam to succeed Larry when he was ready to relinquish the reins," Mr. Henry said. "Tom and I feel fortunate that there is an obvious and strong successor within our organization."

With Dombrowski's appointment on August 18, 2015, Mr. Henry renewed a relationship that has its roots in Florida, where Dombrowski served as general manager when Mr. Henry owned the Florida Marlins.

"I have known Dave very well for a long time," Mr. Henry said. "Tom and I have no doubts that Dave is the right person to strengthen our baseball operations group going forward."

Mr. Henry has garnered a wealth of experience – and multiple championship rings – at three different levels in his 30 years in baseball at an ownership level. Prior to purchasing the Red Sox, he was chairman and sole owner of the Marlins. He also was a limited partner of the New York Yankees, and chairman and majority owner of the Tucson Toros of the Triple-A Pacific Coast League. Mr. Henry also formed a co-ownership with Boca Raton, FL attorney Don Sider in the West Palm Beach Tropics of the Senior Professional Baseball League. The Tropics, managed by former Red Sox manager Dick Williams, posted a league-best 52-20 record in his one-year ownership, led by Hall of Famer Rollie Fingers and All-Stars Toby Harrah, Dave Kingman, Mickey Rivers, and Al Hrabosky.

A pioneering trader of commodities futures, for more than 36 years Mr. Henry has served as chairman of John W. Henry & Company, Inc., which he founded in 1981. He has served on the Board of Directors of the Futures Industry Association, National Association of Futures Trading Advisors and the Managed Futures Trade Association. He was elected to the Futures Industry Association's Hall of Fame as a recognized leader in alternative asset financial product innovation. Mr. Henry is Principal Owner of Fenway Sports Group, formerly New England Sports Ventures (NESV). On October 15, 2010, Fenway Sports Group acquired

100% of Liverpool Football Club (LFC), one of the world's most historic sporting institutions. Fenway Sports Group owns a portfolio of companies that includes LFC, the Boston Red Sox, New England Sports Network, Fenway Sports Management, and Roush Fenway Racing. In October 2013, Mr. Henry purchased the Boston Globe. With the purchase, Mr. Henry became the third owner in the history of the Boston Globe, which is the largest newspaper in New England. In January 2014, Mr. Henry became the ninth publisher of the Boston Globe.

Born in Quincy, Illinois, Mr. Henry spent most of his childhood on the family farm in Forrest City, Arkansas, where his father raised soybeans, corn and wheat. A Cardinals fan who grew up listening to Harry Caray, Jack Buck and Joe Garagiola on the radio, Mr. Henry was 9 when he saw his first major league game at Sportsman's Park in St. Louis – the very city where he would see his own Boston Red Sox win the World Series in 2004.

"I love to listen to and interact with fans," Mr. Henry said.

"Perhaps not every fan can identify with me, but I think I can identify with most of them because I've been a passionate baseball fan all my life. I know that even the best baseball team cannot win every night, but I want to make sure our fans win every night – that they enjoy as many aspects of our game, our tradition, and the Fenway experience as they can. If they don't, I want to know why and see what I can do to address their concerns immediately. It is the New England fans and their representative media that have created the romance, mystique, and passion that we all feel when the words 'Boston Red Sox' are spoken."

RED SOX OWNERSHIP HISTORY

| | |
|------------------------|--------------|
| Charles W. Somers | 1901-02 |
| Henry J. Killilea | 1903-04 |
| John I. Taylor | 1904-11 |
| James R. McAleer | 1912-13 |
| Joseph J. Lannin | 1913-16 |
| Harry H. Frazee | 1917-23 |
| J.A. Robert Quinn | 1923-33 |
| Thomas A. Yawkey | 1933-76 |
| Jean R. Yawkey | 1976-77 |
| Jean R. Yawkey: | 1978-80 |
| Haywood Sullivan, | |
| Edward G. LeRoux Jr. | |
| Jean R. Yawkey Trust: | 1981-86 |
| Haywood C. Sullivan, | |
| Edward G. LeRoux Jr. | |
| Jean R. Yawkey Trust: | 1987-93 |
| Haywood Sullivan | |
| Jean R. Yawkey Trust | 1994-2002 |
| The Henry-Werner Group | 2002-present |



Ownership, Continued



Thomas C. Werner, Chairman

Red Sox Chairman Tom Werner, who has been involved in Major League Baseball for more than 27 years and whose love for the Red Sox spans nearly five decades, has played a vital role in the team's success on the field, the saving and renovating of Fenway Park, and making an impact in the community. The respect Werner has engendered among his fellow owners was reflected in 2015, when he was nominated to be Commissioner of Baseball, his ideas for growing the game widely praised.

A highly successful television executive, Werner entered baseball as leader of the ownership group that purchased the San Diego Padres in 1990, and served as majority owner until December 22, 1994. Werner subsequently joined forces with Principal Owner John W. Henry and President/CEO Larry Lucchino to acquire the Red Sox, the only bidders who made saving Fenway Park a cornerstone of their proposal. Together, they and their partners won the right to buy the team on December 20, 2001 and completed the purchase on February 27, 2002. Three years later, after substantial improvements to the ballpark, Werner, Henry, and Lucchino on March 23, 2005 pledged their long-term commitment to Fenway Park, inspiring major investment in the surrounding neighborhood and sparking a remarkable transformation. Because of their vision, Fenway Park in 2012 became the first ballpark to celebrate its 100th anniversary, and with nearly \$300 million in renovations, its viability as "America's Most Beloved Ballpark" has been assured for years to come.

On October 30, 2013, the Red Sox won their third World Series title since Werner became chairman, the first in 95 years in which the clinching game was played at Fenway Park.

Immediately after taking ownership, John Henry, Tom Werner and his partners also founded – and funded – the Red Sox Foundation, which has become the largest and one of the fastest-growing team charities in Major League Baseball. Though a relative newcomer to the New England philanthropic community, it has won numerous awards for its imaginative outreach and impact, including the 2009 national award for "Best Sports Charity" from the Robert Wood Johnson Foundation and the Sports Philanthropy Project. In 2010 it was recognized by Major League Baseball with the inaugural "Commissioner's Award for Philanthropic Excellence" for the Red Sox Scholars program, which provides college scholarships to inner-city Boston youth. Supported through generous donations from Werner and his partners, as well as corporate sponsors and fans attending fundraising events, the Red Sox Foundation has made a significant impact on the lives of those it serves.

Since its creation in 2002, the Red Sox Foundation has donated to more than 1,680 organizations in need by improving their health, education, and recreational opportunities. Through partnerships with best-in-class organizations in healthcare, the Red Sox have helped raised over \$135 million for cancer treatment and research for The Jimmy Fund, supported more than 15,000 Veterans and their families suffering from the "invisible wounds of war" with the Home Base Program, and helped the Dimock Center serve over 17,000 patients with health and human services. The foundation's self-run education and youth baseball programs have helped 274 Boston Public Schools students with college scholarships, and promotes healthy choices and valuable life skills to more than 700 urban youth annually through its RBI baseball and softball program.

Werner was instrumental in the creation of the Home Base Program, a partnership between the Red Sox Foundation and Massachusetts General Hospital, following the teams' visits to Walter Reed Medical Center as an adjunct to their World Series ceremonies in the White House. In recognition of his leadership, Werner was honored with the United States Army's Outstanding Civilian Service Award on October 30, 2014.

Like so many Red Sox fans of his generation, Werner's infatuation with the Red Sox began in 1967, when as a freshman at Harvard, the New York native was caught up in the team's "Impossible Dream" journey to the World Series.

He fell hard, both for the Red Sox and Fenway Park. For his Visual Studies class at Harvard, he created a documentary about Fenway, a project that presaged a phenomenally successful career that has included his enshrinement in the Television Academy Hall of Fame. Embodying the values of integrity and quality, Werner and his partner, Marcy Carsey, have helped create such popular series as "The Cosby Show," "A Different World," "Roseanne," "Third Rock From the Sun," "Cybill," "Grace Under Fire," and "That '70s Show." The Carsey-Werner partnership is widely regarded as the most successful independent television production companies in the history of the medium. Before starting Carsey-Werner, the duo worked for ABC television when they discovered Robin Williams in a comedy club and launched his career in "Mork and Mindy." They also provided opportunities to such talents as Tom Hanks ("Bosom Buddies"), Billy Crystal ("Soap"), Danny DeVito, and Tony Danza (both in "Taxi").

Werner continues to bring new ideas to entertainment. He is currently producing the revival of the hit family sitcom, "Roseanne," scheduled to premiere on ABC in March 2018. Werner is also a producer, alongside Neil Patrick Harris, of the Off-Broadway hit "In & of Itself" starring illusionist Derek DelGaudio. And "Survivor's Remorse," executive produced by Werner and NBA superstar LeBron James among others, recently wrapped its fourth and final season on Starz.

Werner (born April 12, 1950) received the Lifetime Achievement Award from the Producers Guild of America. His company has earned 24 Emmy Awards, 11 People's Choice Awards, and numerous Golden Globes, Humanitas Prizes, and Peabody Awards. In 2000, Werner, Carsey, and their partner Caryn Mandabach joined forces with Geraldine Laybourne and Oprah Winfrey to start Oxygen, a 24-hour cable channel serving the modern woman. Since 2001, when Werner and his partners purchased the Red Sox, Fenway Park, and 80% of the New England Sports Network, NESN has become a highly acclaimed model for regional sports networks throughout the country, the first to broadcast major league baseball games in high definition.

Werner has long immersed himself in the work of Major League Baseball, serving as a member of the Executive Council, and was a leader in the establishment of the Wild Card, of which the 2004 club was an historic beneficiary. Werner also presently serves on Major League Baseball's Business and Media Board and the Competition Committee Board. In January, 2013, for his leadership and dedication to the game, Werner received the Dave Winfield Humanitarian Award from the Professional Baseball Scouts Foundation at the organization's annual "In the Spirit of the Game" Sports and Entertainment Spectacular.

Outside of baseball and television, Werner, along with Mr. Henry and Mr. Michael Gordon, oversees the management of the Liverpool Football Club, one of the world's most beloved football clubs.

Werner spends much of the year in Boston, where he has a residence. He has served on many boards including, the White House Fellows Commission and the Ron Brown Scholar Program. He currently serves on the Crossroads School Board and the After School All Stars Board, a program helping more than 72,000 at-risk youth engage in after-school activities.



Ownership, Continued



David Ginsberg, Vice Chairman

Mr. Ginsberg became Vice Chairman of the Red Sox upon the club's acquisition on February 27, 2002. He is also Vice Chairman of Fenway Sports Group (FSG), the holding company that owns the Red Sox, New England Sports Network (NESN), Liverpool Football Club (LFC), and 50% of Roush Fenway Racing (RFR). In addition, he is Vice Chairman of LFC. Since 2002, Mr. Ginsberg has provided advice and assistance to FSG and its principals on business, financial and commercial and investment banking issues, and has been primarily responsible for arranging, structuring and negotiating FSG's, and its subsidiaries, credit facilities. Ginsberg played an integral role in the analysis, financing, negotiation, and execution of the acquisitions of the Red Sox, NESN, LFC, RFR, and the sale of the Florida Marlins. He had previously been Vice Chairman of the Marlins starting in 1999,

Mr. Ginsberg is also a member of the Overseers Board of the Red Sox Foundation and the Massachusetts General Hospital Home Base Program, which is dedicated to improving the lives of veterans who suffer from deployment related stress (PTSD) and traumatic brain injury.

Subsequent to FSG's acquisition of LFC at the end of 2010, Mr. Ginsberg became Vice Chairman of LFC and joined FSG on a full time basis through 2014. Ginsberg was primarily responsible for the close oversight of LFC's business and financial activities. Ginsberg was also primarily responsible for arranging FSG's and its subsidiaries credit facilities and overseeing interest rate strategy, interactions with lenders, merger and acquisition activities and was the point-person primarily responsible for coordinating FSG's real estate strategy and transactions. Ginsberg was also a member of the Board of Directors of RFR.

In 2015, Mr. Ginsberg rejoined Raptor Group. In that regard, Ginsberg heads up the ongoing project to build a new football stadium in Rome for AS Roma. Mr. Ginsberg was a Managing Director and a Founding Partner of Raptor Group from 2009-10, an investment management company. From 2006-08 he was the Managing Director of the Special Opportunities Group at Tudor Investment Corp. He served as the Special Advisor to the Chairman and as a Director at John W. Henry & Company (JWH) beginning in 1999 until June 2002. Prior to the Marlins and JWH, Mr. Ginsberg was a private investor and consultant. At Global Asset Management (GAM) in London, he started and served as the Managing Director of the Multi-Manager Group, from its inception in 1989 until 1995. This Group was one of the largest fund of hedge fund groups globally during that period. Prior to joining GAM, he was Vice President in charge of the Mergers and Acquisitions Advisory Group at the National Westminster Bank USA, where he began his career as a corporate lender in 1981.

The native of Winthrop, MA, Ginsberg graduated from the Northfield Mount Hermon School and received a BA from Kenyon College. He received an MBA, with a concentration in finance, from the Boston University Graduate School of Management.



Phillip H. Morse, Vice Chairman

Phillip Morse was named Vice Chairman in 2004 and has been a partner in the Boston Red Sox since 2002. Morse grew up in Danvers, MA and has two brothers living in the Boston area. He attended the University of Maine and played baseball for the Black Bears. Upon graduation in 1964, Morse was hired by Liberty Mutual Insurance Company in Boston. In late 1966, he worked in sales for a Glens Falls, NY-based small medical device company. In 1969, Morse founded North American Instrument Corporation, a company focused on the development, manufacturing and sales of the first transparent fluid delivery system for coronary angiography, the Morse Manifold. By 1994, the firm had grown into NAMIC U.S.A. Corporation, an 800-employee designer and manufacturer of a wide array of medical devices for interventional cardiology and radiology. NAMIC made an initial public offering in 1991,

and established operations in the Commonwealth of Puerto Rico in 1992 and in the Republic of Ireland in 1993. Morse served as NAMIC's Chairman until its sale to Pfizer, Inc. in 1995. Today, NAMIC U.S.A. is a member of the Anglo Dynamic's family and after more than 40 years, the Morse Manifold continues to be used in more than 70 percent of all cardiac catheterization procedures.

After retiring from NAMIC in 1995, Morse founded Heritage Creations, Inc., a group of companies dedicated to providing premium quality products and services to premier private, public and resort golf courses, clubs and golf pro shops worldwide.

Morse retired from the board of directors of Evergreen Bank, a division of Banknorth, N.A., and was a former director of The Business Council of New York State, Inc. He is a generous contributor to numerous medical, athletic and educational charities, having made a gift of an artificial turf stadium field to the University of Maine. In a combined effort with his friend, the late Harold Alfond, a former Red Sox partner, his alma mater now has an outstanding athletic facility in which to play football, soccer, and lacrosse. In 2005, Morse turned 43 acres of woodlands in Glens Falls, NY into an athletic complex with a field house, nine tennis courts, two baseball fields, three softball fields, four fields for soccer and lacrosse and donated it to Glens Falls High School. In the fall of 2016, Morse donated \$2 million dollars to support youth sports activities and Danvers High School for the creation of the Morse Athletic Complex in honor of his father - James Ellison Morse Jr. During his 26-year tenure as Selectman, "Ellie" led a group of friends that saved The Danvers Twilight Baseball League, which at the time was the oldest after dinner baseball league in America. Morse also commissioned a bronze falcon, the school mascot is currently displayed at the entrance to the new stadium.

The Morses, who live in Jupiter, FL, have three daughters all of whom live or work in Boston and the surrounding communities. With a growing number of grandchildren, now a total of seven, the Morses remain busy dividing their time between Boston, Wells (ME), Lake George (NY), and Florida.

Club Executives

Sam Kennedy, President and CEO



Sam Kennedy is in his 17th season with the club and his second as President and Chief Executive Officer, a position to which he was elevated on August 2, 2017 after having spent the 2015 and 2016 seasons as Club President. In addition to his role with the Red Sox, Kennedy also acts as President and Chief Executive of Fenway Sports Management, a sports marketing and sales agency that is a sister company to the Red Sox under the Fenway Sports Group family.

A native of Brookline, MA, who grew up within walking distance of Fenway Park, Kennedy, who turns 45 in July, joined the Red Sox in 2002 after 6 years working for the San Diego Padres from 1996-2001.

Since joining the Red Sox, Kennedy has played a key role in the dramatic growth of the Red Sox brand. Recalling the days that he was able to come into the ballpark on his dad's clergy pass, Kennedy's particular focus the past few years has been on encouraging kids to come to the ballpark to experience Fenway Park through the creation of a "Kids Only" Gate K and a free ticket for all kids that sign up for Red Sox Kid Nation. Outside of the 81 days a year of baseball, Kennedy has also been instrumental in the transformation of Fenway Park into a year-round venue, including concerts, hockey, soccer, football and even a "Big Air" skiing and snowboarding competition requiring construction of a 150 foot high ramp from centerfield to home plate.

In 2004, Kennedy helped create Fenway Sports Management and has overseen its growth from that of a start-up to a world class sports marketing agency with an international roster of clients that includes not only sister companies the Red Sox, LFC, NESN and Roush Fenway Racing, but also partnerships with Boston College, Major League Baseball Advanced Media, the Dell Technologies Championship, and a landmark marketing partnership with NBA superstar LeBron James.

Kennedy has received many recognitions during his time with the Red Sox, including Boston Business Journal's 40 under 40 Award and his induction into the Sports Business Journal's 40 under 40 Hall of Fame which includes multiple time recipients of the honor. This national honor placed him in the company of the most influential and creative young professionals in the business of sports.

Kennedy is active in the community and serves on the MLB International Committee and MLB Ticketing Committee as well as the BIDMC Trustee/Advisory Board and Marketing Committee; the Trinity College Board of Fellows; Dana-Farber's Visiting Committee for Institute Initiatives; The BASE's Advisory Committee; and Camp Harbor View Board of Directors.

A former captain of the baseball team at Brookline High with friend and classmate Theo Epstein, Kennedy graduated from Trinity College (CT) in 1995. Kennedy and his wife, Amanda, will be celebrating their 20th anniversary this fall. They reside in the Boston area with their 15-year-old son, Jimmy, and 13-year old daughter, Ally.

RED SOX PRESIDENT HISTORY

| | |
|--------------------|---------------------|
| Charles Somers | 1901-03 |
| Henry Killilea | 1903-04 |
| John I. Taylor | 1904-11 |
| James McAleer | 1911-13 |
| Joseph Lannin | 1913-16 |
| Harry Frazee | 1916-23 |
| Bob Quinn | 1923-33 |
| Tom Yawkey | 1933-76 |
| Jean R. Yawkey | 1976-87 |
| John Harrington | 1987-2001 |
| Larry Lucchino | 2001-15 |
| Sam Kennedy | 2015-present |



Club Executives, Continued



David Dombrowski, President of Baseball Operations

David Dombrowski was named as President of Baseball Operations for the Boston Red Sox on August 18, 2015. In this role – newly created by the organization – he is responsible for all baseball matters for the club.

A distinguished and experienced baseball executive, Dombrowski has over 40 years of service in Major League Baseball. In his short time with the Red Sox (since 8/18/15), his clubs have posted a 212-156 (.576) record, the second-highest winning percentage in the American League in that span behind the Cleveland Indians. In his first two full seasons at the helm for Boston (2016-17), his clubs won consecutive American League East division titles, a feat that had never before been accomplished in Red Sox history in the divisional era (since 1969).

Prior to Dombrowski's arrival in Boston, he served as President, CEO & General Manager of the Detroit Tigers from November 5, 2001 until August 4, 2015. During his tenure in Detroit, which spanned 14 seasons, his teams reached the Postseason five times: first as the American League Wild Card winner in 2006, which snapped an 18-year playoff drought for the organization, and again with a franchise-record four consecutive AL Central Division titles from 2011-14. Detroit captured the AL pennant twice in that time frame, in 2006 and in 2012, with the former marking the team's first trip to the World Series since 1984. His 2013 club was eliminated by the Red Sox in a thrilling six-game league championship series.

Prior to his time with the Tigers, Dombrowski spent 10 years as General Manager for the Florida Marlins. His tenure there began in September of 1991 when was hired as the franchise's first-ever Executive Vice President and General Manager. While at the helm in South Florida, Dombrowski constructed the Marlins team that won the World Series title in 1997, just their fifth year of existence. Starting from their inaugural season in 1993 through 1997, the Marlins increased their winning percentage year over year, becoming the first-ever expansion team to do so. It was in Miami that Dombrowski first worked with current Red Sox Principal Owner John Henry, who was the Marlins Chairman and sole owner from January 1999 until February 2002. In 1998, the Marlins were honored by USA Today as Organization of the Year.

Before landing with the Marlins, Dombrowski served the Montreal Expos for parts of five years (December 1986-September 1991) in a variety of front office roles including Director of the club's minor league system, Assistant General Manager, Vice President of Player Personnel, and General Manager. He was 32 years old at the time of his appointment to General Manager prior to the 1990 season, the youngest chief baseball official in the major leagues at the time. Following the 1990 season, he was recognized as the UPI Major League Executive of the Year, and Baseball America acknowledged the Expos as Organization of the Year in both 1988 and 1990.

It was with the Chicago White Sox that Dombrowski received his first baseball experience in 1978 under the tutelage of long-time baseball executive Roland Hemond. Dombrowski spent four seasons working in the minor league and scouting department and in the player development department of the White Sox before being named Assistant General Manager under Hemond in November 1981. He eventually was named Vice President of Baseball Operations for the club in December of 1985.

In addition to his extensive accomplishments relating to on-field baseball performance, Dombrowski has also been involved in areas off the field around the game. In April of 2013, former Commissioner Allan H. (Bud) Selig named him chairman of the Commissioner's On-Field Diversity Task Force, which addresses the talent pipeline that impacts the representation and development of diverse players and on-field personnel in Major League Baseball, particularly African-Americans. While with the Tigers, also in 2013, he accepted the Commissioner's Award for Philanthropic Excellence on behalf of the club for their Anti-Bullying community program.

Throughout his career, Dombrowski has received numerous awards for his achievements in baseball. Among them are the 2012 John Schuerholz Award given at that year's General Managers meetings honoring 25 years of service as a GM. He was a co-recipient of The Sporting News' Executive of the Year Award with Milwaukee Brewers GM Doug Melvin in 2011 and received the Andrew "Rube" Foster Award the same year presented by the Negro Leagues Baseball Museum as AL Executive of the Year. He was named Executive of the Year in 2006 by Baseball America, and Sports Executive of the Year at the 10th annual March of Dimes National Athletic Awards dinner in February 1998.

In January 2012, he was inducted into the Lou Boudreau Hall of Fame by the Pitch & Hit Club of Chicago.

A native of Chicago, IL, Dombrowski is a graduate of Richards High School in Oak Lawn, IL. He attended Cornell University – where he played football – for one year, but later transferred to Western Michigan University where he earned a degree in business administration in 1979. His alma mater recognized him with its Distinguished Alumni Award in 1998.

Dombrowski and his wife, Karie, live in suburban Boston with their daughter, Darbi, and son, Landon.

RED SOX GENERAL MANAGERS

| | | |
|--------------------------------|----------------------------------|--|
| 1933-47Eddie Collins | 1965-77Dick O'Connell | 2002-05Theo Epstein |
| 1948-58Joe Cronin | 1978-83Haywood Sullivan | 2005-06Ben Cherington/Jed Hoyer (4) |
| 1959-60Bucky Harris | 1984-93Lou Gorman | 2006-11Theo Epstein |
| 1961-62Dick O'Connell (1) | 1994-02Dan Duquette | 2011-15Ben Cherington |
| 1963-65Mike Higgins (2) | 2002.....Mike Port (interim) (3) | 2015-16Mike Hazen (5) |

(1) GM position was eliminated in 1961-62. Executive VP of Business and Baseball Operations Dick O'Connell assumed the role. (2) Higgins was Executive Vice President in charge of baseball while O'Connell maintained oversight of the business side. O'Connell was named General Manager on 9/16/65 when Higgins resigned. (3) Port was named interim General Manager on 2/28/02. (4) Epstein left the Red Sox from 10/21/05-1/19/06. Cherington and Hoyer were named Co-General Managers on 12/12/05 and served in that capacity until Epstein's return. (5) Dave Dombrowski was hired as President of Baseball Operations on 8/18/15.



Larry Lucchino, President/CEO Emeritus

Red Sox Hall of Famer Larry Lucchino served as President/CEO during an historic 14-year period through 2015, in which the club won three World Series, saved and enhanced Fenway Park, established the Major League Baseball record for consecutive sellouts, and created the Red Sox Foundation, a philanthropic powerhouse. Now also Chairman of the Pawtucket Red Sox, Lucchino and the late Jim Skeffington assembled a group that in 2015 purchased Boston's longtime Triple-A affiliate. He is also Chairman of the Jimmy Fund, the philanthropic arm of the Dana-Farber Cancer Institute, which twice helped to save his life.

After serving as the President of the Baltimore Orioles (1988-93) and the President and CEO of the San Diego Padres (1995-01), Lucchino was instrumental in bringing together Principal Owner John W. Henry, Chairman Tom Werner, and their partners, who purchased the Red Sox, Fenway Park, and 80 percent of NESN in December, 2001.

Committing to "field a team worthy of the fans' support," the Red Sox in his tenure played October Baseball seven times in 14 years. Vanquishing the proverbial "Curse of the Bambino," the 2004 club did what had never been done before—overcoming a 3-0 deficit, against no less than the archrival New York Yankees, whom Lucchino dubbed "the Evil Empire,"—to win the pennant and then sweep the St. Louis Cardinals to win the club's first World Series since 1918—after an agonizing 86-year wait. The World Champions of 2007 and 2013 also etched in stone this historic era, with the latter club helping to heal a wounded city after the Boston Marathon bombings to embody the strength and resilience that supported the new phrase, "Boston Strong."

After revolutionizing ballpark ambiance and architecture by creating Oriole Park at Camden Yards, which fulfilled his pioneering vision of a traditional, intimate, old-fashioned downtown ballpark with modern amenities, Lucchino then spearheaded the political and design efforts that created Petco Park in San Diego. More than a ballpark, Petco fulfilled its promise as a catalyst for redevelopment in downtown San Diego.

With the experience of Camden Yards and Petco Park, he was instrumental in conceiving and executing ten years of major improvements to Fenway Park that preserved, protected, and enhanced "America's Most Beloved Ballpark." Once again, a ballpark revitalized a now-vibrant neighborhood.

With aggressive marketing throughout New England and the global fan base called "Red Sox Nation," the club connected with its fans, who sold out every game (820 straight) from May 15, 2003 through April 8, 2013. The club set franchise attendance records in eight of his 14 seasons.

Lucchino has served on several MLB committees, including the Commissioner's historic Blue Ribbon Task Force on Baseball Economics, which successfully re-engineered the sport's economic structure, and the International Committee, of which he was one of its most active members.

Saying his franchises "had a foreign policy," Lucchino arranged for his Padres to play baseball's first regular season games in Mexico (1996) and Hawaii (1997) and pioneered a ground-breaking relationship in Japan with the Chiba Lotte Marines (1997). Returning to Mexico in 1999, he helped establish baseball's first International Opener in Monterrey. In 2008, he led the Red Sox' first trip to Japan, where they opened the season. Lucchino was also an early and active supporter of the World Baseball Classic.

Born in Pittsburgh, Lucchino was an All-City League basketball player and second baseman on the Pittsburgh city championship baseball team. He graduated with honors from Princeton University and then graduated from Yale Law School. At Princeton, he was a member of two Ivy League championship basketball teams. Lucchino holds honorary degrees from Suffolk University, Boston University, Bryant University, New England School of Law, Anna Maria College, Palomar College, the University of Massachusetts (Boston), and Bentley University.

In 1974, he joined Williams and Connolly, the law firm founded by his mentor, friend, legendary sportsman, and trial attorney Edward Bennett Williams. He became a partner in 1978 and specialized in sports law and litigation. He was general counsel to the Washington Redskins, of which Williams was president and part owner, and was a member of their Board of Directors from 1979 to 1985. When EBW bought the Orioles on August 2, 1979, Lucchino entered baseball and became the club's vice president/general counsel. EBW named him president in May 1988, to rebuild the club's baseball and business operations. Lucchino was President (and co-owner) of the Orioles from 1989 until the club was sold at the end of the 1993 season. In December, 1994, he partnered with John Moores to purchase the San Diego Padres, for whom he served as President/CEO through 2001.

The avid sportsman has the unique distinction of earning World Series rings (Orioles, '83; Red Sox, '04, '07, '13), a Super Bowl ring (Redskins, '83), and a Final Four watch (Princeton, '65). Lucchino has been active in numerous civic and charitable efforts, particularly in the research and treatment of cancer. He is a board member and served as the co-chair of the Dana-Farber Cancer Institute's \$1 billion "Mission Possible" Capital Campaign, which reached its goal in 2009, and is on the board of Special Olympics International.

In recognition for "long and meritorious service to baseball" over three decades in the game, Lucchino received the Judge Emil Fuchs Award from the Boston chapter of the Baseball Writers' Association of America at their 72nd annual awards dinner in January 2011. Lucchino was inducted into the Pennsylvania Sports Hall of Fame in May 2012, the National Italian-American Sports Hall of Fame and the Taylor Allderdice High School Hall of Fame in November 2013, and was inducted into the Boston Red Sox Hall of Fame in May 2016.

Club Executives, Continued



Dave Beeston, Executive Vice President/Chief Strategy Officer

Dave Beeston joined the club in March of 2013 and was named Executive Vice President and Chief Strategy Officer in February 2018.

In his role, Beeston has varied responsibilities. He acts as a senior advisor to Sam Kennedy and FSG ownership on key matters, including internal and external communication. Additionally, he is responsible for the execution and oversight of many of the key relationships of the Club, including with its media, concessions and merchandise partners. Finally, in his strategy role, he is charged with creating and executing new business initiatives and new lines of revenue for the Club and FSG, evaluating external opportunities presented to the Company, and acting as an internal resource for all Club departments, with a focus on

long-term organizational objectives.

Beeston spent the seven years prior to joining the Red Sox as an associate at Skadden, Arps, Slate, Meagher & Flom LLP, with a focus on securities transactions.

A Toronto, Ontario native, Beeston completed his undergraduate and law degrees at the University of Western Ontario, graduating from the latter "with distinction." He formerly served on the Board of "Youth Without Shelter" a Toronto based teen homeless shelter and currently serves on the Boston Medical Center's Exceptional Care Without Exception Trust Board.

The son of former long-time Toronto Blue and Major League Baseball executive Paul Beeston, he currently resides in Boston with his wife, Katie, and sons, Bobby and Jack.



Jonathan Gilula, Executive Vice President/Chief Operating Officer

Jonathan Gilula was promoted to Executive Vice President/Chief Operating Officer of the Boston Red Sox in February, 2018 and is entering his 21st season in Major League Baseball and 16th as a member of the Boston Red Sox organization. In his role, Gilula oversees ballpark operations, event operations, fan services, game entertainment, video productions, special events, ballpark planning and development and Florida business operations.

Over the course of his tenure in Boston, Gilula has played an instrumental role in a wide range of the club's business ventures. Such activities have ranged from enhancing the game day operations and customer service at Fenway Park, improving the quality and expanding the menu of food and beverage offerings through work with Aramark, the

ballpark's concessionaire, to planning and implementing non-traditional, ancillary uses of Fenway Park that have resulted in a series of popular and historic events over the past 15 years. Most notably, Gilula has led the club's effort to preserve, protect and enhance Fenway Park, which celebrated its 100th Anniversary in 2012 and is the oldest ballpark in Major League Baseball. During the 10-year major annual improvement process that began in 2002 and was formally completed in 2011, the team added capacity, created space for new fan-friendly features and amenities, and improved the infrastructure both within and around the ballpark. Such projects include the Green Monster Seats, the Right Field Roof, the EMC and State Street Pavilion levels, and the installation of state-of-the-art high-definition video displays and scoring systems. The club has continued to make annual physical enhancements to the ballpark, with the Jim Beam Dugout among the newly constructed areas set to open for the 2018 season.

Gilula oversaw the design, construction and business planning of JetBlue Park at Fenway South, the Red Sox Spring Training and player development complex in Lee County, FL which opened for the 2012 spring training season. The complex, a state-of-the-art, single-site facility designed to meet the long-term needs of the organization and to create the premier spring training complex for both players and fans, has received critical acclaim and was nominated by Sports Business Journal as Sports Facility of the Year in 2013.

In addition to his Red Sox responsibilities, Gilula also assumes a leadership role in coordinating all of Fenway Sports Group's real estate activities, serving as Managing Director of FSG Real Estate. In this capacity, he is the day to day point person responsible for planning and implementing FSG's strategy for the properties FSG owns around both Fenway Park and JetBlue Park.

Originally joining the Red Sox in October 2002 as Special Assistant to the President/CEO, Gilula worked on a number of special projects including the Fenway Park Improvements and the refurbishment of the previous home to the Red Sox spring training facilities in Lee County, FL. He also managed the original construction of the Red Sox Baseball Academy in the Dominican Republic which is now undergoing an improvement/expansion project that will be completed in 2019.

The start of his baseball career dates back to June 1998, when Larry Lucchino, then President/CEO of the San Diego Padres, hired Gilula to work on the planning and development of the team's forthcoming ballpark and its surrounding neighborhood. As Director of Ballpark Development, Gilula was a member of the leadership team that coordinated the design and construction of Petco Park, the home of the Padres, which opened in downtown San Diego in 2004. Gilula currently serves as the President of the Board of the Fenway Park Living Museum Fund, a non-profit organization created in 2012 to promote public awareness and education about the history of Fenway Park. He

also is a member of the Board of Trustees of the Pan-Mass Challenge, the nation's largest athletic fundraiser, which has raised \$598 million for cancer research and treatment through the Jimmy Fund since its inception in 1980. In January 2011, Gilula was selected as one of Sports Business Journal's "40 Under 40" Award recipients, an honor that recognized him as one of the best young talents in the business of sports.

Born in New York City, NY, Gilula grew up in La Jolla, CA. He graduated with a degree in Politics from Princeton University in 1998, where he was captain of the varsity tennis team and named First Team All-Ivy League in 1997 and 1998.

Jonathan resides in Chestnut Hill, MA with his wife, Robin, their daughter, Brin, and son, Cameron.



Adam Grossman, Executive Vice President/Chief Marketing Officer

Adam Grossman leads marketing and communications efforts for the Boston Red Sox and its historic home, Fenway Park. Reporting directly to President & CEO Sam Kennedy, Grossman oversees the club's Marketing, Media Relations, Corporate Communications, Social Media, Advertising and Content, and Creative Service departments.

In his role, Grossman partners with the Red Sox Ticketing, Corporate Sponsorship, and Broadcasting departments, and plays a vital role in developing integrated ticketing, sales, and sponsorship strategies that drive revenue for the club.

Grossman is also responsible for marketing and growing ticket sales for all non-baseball revenue-generating events and activities at Fenway Park, including concerts, the Fenway Gridiron Series, Polartec Big Air at Fenway, Capital One Frozen Fenway, and the AIG Fenway Hurling Classic.

In 2017, Grossman spearheaded the creation of "Take The Lead," a first-of-its-kind partnership between Boston's five major professional sports teams and the NAACP Boston Branch designed to combat racism and hate speech in sports venues and in the Boston community.

Grossman is also head of marketing for Red Sox sister company Fenway Sports Management, a leading sports and entertainment agency that provides sales, marketing, and consulting services for parent company Fenway Sports Group's elite portfolio of properties, including Liverpool FC, LRM/LeBron James, NESN, and Roush Fenway Racing.

Beginning his career with the Red Sox in 2002 as an intern, Grossman was named Special Assistant to President/CEO Larry Lucchino in 2004, and promoted to Vice President of Marketing in 2008. Prior to assuming his current role, he served as Senior Vice President of Public Affairs for the Miami Dolphins from 2009 to 2011.

Grossman is a 2002 cum laude graduate of Duke University with a degree in public policy, and one of eight members selected to the 2014 Eisenhower Fellowships program, chaired by General Colin L. Powell. While at Duke, he co-founded a student-led organization to improve the Durham Bulls Youth League, and spearheaded a \$450,000 renovation project to refurbish two baseball fields in Durham's inner city.

Grossman and his wife, Candy Hannemann, have two daughters, Stella and Luiza.



Troup Parkinson, Executive Vice President/Partnerships

Troup Parkinson was promoted to Executive Vice President/Partnerships for the Boston Red Sox in November of 2015.

In this role, he is responsible for the club's Corporate Sponsorships, Premium Services, and Community, Player, and Alumni Relations. More specifically, with regard to corporate partnerships, Parkinson heads up the partnerships operation, securing new business, formulating local marketing strategies, and renewing corporate relationships. He also continues to oversee the client services department, which includes managing relationships with all Red Sox limited partners, corporate sponsors, season suite holders, EMC Club members, Dugout Seat holders, and State Street Pavilion Club members.

Since joining the organization in 2002, Parkinson has held several titles while working in the areas of sponsorships and client services for the club. Prior to his current position, the Michigan native, served as Senior Vice President/Corporate Partnerships from February 2011 through October 2015, after spending three years as Vice President/Client Services. From 2004 until 2008, Parkinson was the team's Director/Client Services. Prior to joining the Red Sox, Parkinson spent four years with Octagon Marketing working in various areas including event management, client relations, corporate consulting, sponsorship sales, and public relations.

In 2005, Parkinson worked on the creation/branding of both the EMC Club and State Street Pavilion Club while also designing the hospitality plan, benefit structure, and overall client experience. He was instrumental in the seat relocation and sales process for the EMC Club and SSP Club from the former .406 Club during the 2005 offseason.

In the winter of 2006, the club began a two-year project focused on the renovation of all 45 season suites. Parkinson and his staff spearheaded the sales effort and also developed the hospitality plan. He attended St. Lawrence University in Canton, NY where he earned a bachelor's degree in Sociology in 1998. Parkinson and his wife, Alexandra, reside in Wellesley, MA with their three children, Oscar, Fletcher, and Hilary.

Club Executives, Continued



Ed Weiss, Executive Vice President, Corporate Strategy, and General Counsel, Fenway Sports Group

Ed Weiss was named General Counsel of Fenway Sports Group (FSG) in September 2009. In that capacity, Weiss has oversight of all legal matters for the companies in FSG's portfolio, including the Boston Red Sox, New England Sports Network (NESN), Fenway Sports Management (FSM) and the Liverpool Football Club of the English Premier League (acquired in 2010).

At the close of 2012, Weiss also was named Executive Vice President for Corporate Strategy, to reflect his broader business-related responsibilities for FSG, and, in 2015, he became one of FSG's Directors for the Board of Roush Fenway Racing (RFR), a partnership between FSG and Roush Industries, which operates the RFR NASCAR racing team.

Before employment with FSG, Weiss had been Senior Vice President and Deputy General Counsel of Time Warner Inc., where he had been employed for over a decade, and was responsible for all litigation, regulatory, and intellectual property issues across the company worldwide. He also handled Time Warner's significant antitrust issues, including any transaction and merger clearances, served as a key advisor on business and intellectual property issues related to digital content distribution, and maintained oversight of all FCC legal issues. Weiss began his tenure at Time Warner with Time Warner Cable, overseeing all litigation and antitrust matters for the then cable television system operator.

Before joining Time Warner, Weiss served as a commercial litigator at the law firm of Cravath, Swaine and Moore in New York City, NY, where he worked on many litigation and antitrust counseling matters. Immediately following law school, he served as a law clerk to the Honorable Jay C. Waldman, a federal judge in Philadelphia, PA, assisting with a wide variety of criminal and civil matters, including a number of jury trials.

A native of Norwood, MA, Weiss graduated magna cum laude from Harvard College in 1988, concentrating in History and Economics, and received his J.D., cum laude, from the University of Pennsylvania Law School in 1991. At Penn Law, he was a member of the Law Review and served as its Managing Editor. During his summers and entire third year of law school, he also was employed as a law clerk with the Morgan Lewis law firm in Philadelphia.

Weiss currently is a Trustee of Xaverian Brothers High School in Westwood (his alma mater) and the Newton Country Day School (where his two daughters attend). He is also a board member of the Roger Williams University Law School and Greater Boston Legal Services, and serves on the Development and Corporate Drive Committees for GBL.

Weiss resides in Weston, MA, with his wife, Susan, daughters, Nina (18) and Elizabeth (16), and son, Timmy (13). He currently serves as President of the Weekapaug Golf Club in the family's summer Rhode Island community of Weekapaug.



Tim Zue, Executive Vice President/Chief Financial Officer

Tim Zue is responsible for the financial management of the Boston Red Sox overseeing the organization's operating budget, accounting, financial planning, forecasting, and business analytics. Prior to his current role, Zue served as Senior Vice President of Finance, Strategy and Analytics for both the Red Sox and Fenway Sports Management (FSM).

During his 15-year career with the club, Zue has played a key role in all financial aspects of the business, including the evaluation and execution of all non-baseball events, ticket pricing decisions, the financial impact of Fenway Park improvements, and the creation of the Red Sox Rewards loyalty program. He also helped conduct the financial due diligence related to Fenway Sports Group's acquisition of Roush Fenway Racing, Liverpool Football

Club, and the marketing rights for LeBron James.


With FSM, Zue managed the business operations department responsible for the sports marketing firm's consulting, events, and experiences divisions. Under his leadership, FSM created the onsite photography service Fanfoto, the fan travel program MLB Destinations, Red Sox Fantasy Camps, and Youth Baseball Summer Camps. During his tenure, Fanfoto expanded from three teams to more than 30, and the MLB Destinations program grew to include seven Major League Baseball clubs.

In early 2017 Zue was promoted to Executive Vice President/Chief Financial Officer and he was also selected as one of Sports Business Journal's "40 Under 40" Award recipients, an honor that recognized him as one of the best young talents in the business of sports.

Prior to joining the Red Sox and FSM, Zue worked for Bain & Company in Boston as an associate consultant. He also taught middle school math and technology in the Boston Public School system for four years.

Zue received a Bachelor's Degree in Mechanical Engineering from MIT in 1999, where he won a robotics design contest and competed in an international robotics design competition in Tokyo. A native of Winchester, MA, Zue lives in Lexington with his wife Nicole and their three children Adelyn, Harrison and Vivienne.

Baseball Operations



Brian O'Halloran, Senior Vice President/Assistant General Manager

Brian O'Halloran was named Senior Vice President/Assistant General Manager in January 2015. In his role, he assists President of Baseball Operations Dave Dombrowski in major league operations, including player acquisitions, contract negotiations, roster management, financial analysis, MLB rule compliance, and the day-to-day management of the baseball operations department.

O'Halloran has previously held the titles of Vice President/Assistant General Manager (2012-14), Vice President/Baseball Operations (2011), and Director of Baseball Operations (2006-10). He joined the Red Sox as Baseball Operations Assistant in 2002. Prior to that, he was an intern in baseball operations with the San Diego Padres.

The Weymouth, MA, native has a BA from Colby College and an MBA from UCLA. Before working in baseball, he spent two years in Tbilisi, Republic of Georgia, studying ethnic conflict, and three years in Moscow, Russia, supervising business operations for an international logistics company. O'Halloran speaks Russian and Georgian. He lives in Brookline, MA with his wife, Jean, sons Sean and Sam, and daughter, Abby.



Eddie Romero, Senior Vice President/Assistant General Manager

Eddie Romero was promoted to Senior Vice President/Assistant General Manager on October 25, 2016. In his current role, he and Senior Vice President/Assistant General Manager Brian O'Halloran report directly to President of Baseball Operations, Dave Dombrowski and assist in all areas of baseball operations.

Romero begins his 13th year in the Red Sox organization in 2018.

Prior to the 2016 season, Romero was elevated to the position of Vice President, International Scouting. In that capacity, he oversaw the club's amateur scouting coverage in Latin America in addition to the Pacific Rim and Europe, while also assisting with the team's domestic amateur scouting operation. Since joining the Red Sox, Romero has played a

significant role in the signings of Red Sox international prospects such as Rafael Devers (Dominican Republic) and Tzu-Wei Lin (Taiwan).

A native of San Juan, Puerto Rico, Romero started with the club as an Assistant in International and Professional scouting in February of 2006. He spent four seasons working as the club's Director of International Scouting from 2012-15. He has also worked for the Red Sox as Coordinator and Assistant Director of Latin American operations, and Assistant Director of Latin American Operations/International Scouting.

Before beginning a career in baseball, Romero worked as a prosecutor for the State Attorney's office for the Fourth Judicial District in Jacksonville, FL. He holds a bachelor's degree in sports management and a juris doctor degree from the University of Florida. His father, Ed Romero Sr., was an infielder with the Red Sox from 1986-89.

Romero resides in Boston.



Allard Baird, Senior Vice President/Player Personnel

Allard Baird, named Red Sox Senior Vice President, Player Personnel in January 2015, continues to be a key voice on all player personnel decisions for the club. In 2011, he served as Vice President, Player Personnel/Professional Scouting, overseeing the Red Sox professional scouting department in addition to his player personnel responsibilities. Previously, Baird was Assistant to the General Manager, a position he held since November 1, 2006. In that role, he ran the pro scouting operation, and served as an advisor to Executive Vice President/General Manager Theo Epstein on all facets of the club's baseball operations. Baird was a special assignment scout for major and minor league coverage as well as the amateur draft.

Baird, 56, joined the Red Sox in July, 2006 as a special assignment scout. He served as Senior Vice President and General Manager of the Kansas City Royals from June 2000-May 2006, the fifth GM in franchise history. In October of 2012, Baird was inducted to the Southern Arkansas University Sports Hall of Fame. He was also inducted into the Sports Hall of Fame of his hometown, Rochester, NH, in May of 2005. In 2003, the Negro Leagues Baseball Museum named him the recipient of the Rube Foster Award, as the American League Executive of the Year. Baird was also a member of the Baseball Olympic Selection Committee for the 2000 Gold medal-winning team.

Overall, Baird spent 18 years with the Royals beginning as a minor league hitting coach and infield instructor from 1988-89. He then served as Territorial Scouting Supervisor for the organization in Florida from 1990-92, and as National Scouting Cross-Checker from 1993-97, when he was appointed Special Assistant to the General Manager. In 1998, he was appointed Assistant General Manager. During his scouting tenure, he was responsible for signing outfielder Johnny Damon. Prior to joining the Royals, Baird served as head baseball coach at Broward (FL) Community College for two years after beginning his coaching tenure in 1985 as an assistant at Southern Arkansas University, where he also played.

A Rochester, NH, native, Baird makes his home in the off season in Miami, FL, with his wife, Julie.

Baseball Operations, Continued



Frank Wren, Senior Vice President/Player Personnel

Frank Wren was hired as Senior Vice President, Baseball Operations for the Boston Red Sox on September 25, 2015.

In his current role as Senior Vice President/Player Personnel, Wren, who has over 40 years of experience in baseball, serves as a talent evaluator for the club, and assists President of Baseball Operations Dave Dombrowski in all aspects of baseball operations. In coming to Boston, Wren rejoins Dombrowski, who he worked alongside for 11 years between the Montreal Expos (1987-91) and Florida Marlins (1991-98) organizations.

Prior to joining the Red Sox, Wren was Executive Vice President & General Manager for the Atlanta Braves from October 11, 2007 until September 22, 2014, part of a 15-year tenure in that organization after serving as Vice President/Assistant General Manager from 2000 to 2007. In his time as Atlanta's General Manager, his clubs posted a 604-523 (.536) record, and went to the Postseason three times with Wild Card appearances in 2010 and 2012, and as National League East Division champions in 2013.

His first appointment as a General Manager came with the Baltimore Orioles in 1999, after he worked as Vice President/Assistant General Manager of the Marlins from 1991-98.

In September 1985, Wren joined Montreal's front office as Assistant Scouting Director under current Red Sox pro scout, Gary Hughes, who was named the Expos' Scouting Director at the same time. Wren was later named Montreal's Director of Latin American Scouting and Operations and played a role in the club twice being tabbed Baseball America's Organization of the Year in 1988 and 1990.

A selection of the New York Yankees in the 1976 June Draft, Wren spent his entire playing career as an outfielder in the Expos' minor league system from 1977-82. Following his retirement, he coached in the Expos' system from 1982-84.

Born in Hamilton, OH and raised in St. Petersburg, FL, he attended Northeast High School and St. Petersburg Junior College before beginning his playing career. He was inducted into the Northeast High School Athletic Hall of Fame in St. Petersburg in January 2009, and the Lakota High School Athletic Hall of Fame in West Chester, OH, in March 2009.

Wren and his wife, Terri, reside in Peachtree City, GA. The couple serves on the board of the Foundation for Mitochondrial Medicine, whose primary purpose is to find treatments and a cure for the disease.

The Wrens have three sons, twins Kyle and Colby, and Jordan. Kyle is currently an outfielder in the Milwaukee Brewers minor league system, Colby played collegiately at Georgia Tech, and Jordan is an outfielder in the Red Sox organization selected in the 2017 draft out of Georgia Southern University.



Raquel Ferreira, Vice President/Major and Minor League Operations

Raquel Ferreira was named Vice President, Major and Minor League Operations in December 2016. Entering her 20th year with the Red Sox in 2018, Ferreira is just the third female Vice President in a baseball operations department in Major League Baseball.

Over her career with the Red Sox, Ferreira's work has been focused on overseeing the baseball operations budgets and the club's major and minor league operations. She actively oversees the daily operations for the team's major league clubhouse, as well as the daily operations for the organization's six minor league affiliates, handling issues for all minor league players and staff such as contract tenders, player transactions, payroll, and insurance. In addition, she heads the club's player immigration program and was instrumental in establishing the Boston Red Sox Rookie Development program, which began in 2004.

Over a two-year span from 2015-16, Ferreira worked as the Red Sox' Vice President, Baseball Administration. Prior to that post, she served as the Red Sox' Senior Director, Minor League Operations from 2011-14, as Director, Minor League Operations from 2008-11, and as Director, Minor League Administration from 2002-07.

In 2002, the Cumberland, RI native received the club's Edward F. Kenney Award which is annually given to a member of the Red Sox Player Development Department who demonstrates dedication, success, and work ethic befitting the man for which the award is named.

Ferreira is a 1992 graduate of the University of Rhode Island with a B.A in Communications. She and her husband, Erik Stamps, reside in Somerville, MA with their 10-year-old daughter, Gabriella.



Tony La Russa, Vice President/Special Assistant to the President of Baseball Operations

On November 2, 2017, Tony La Russa was named Vice President/Special Assistant to the President of Baseball Operations. In his new position, he will assist Dave Dombrowski in all areas of baseball operations, including player development and consultation with the major and minor league coaching staffs.

The 2018 season will mark La Russa's 57th in professional baseball, the last four of which were spent with the Arizona Diamondbacks (2014-17). In 2017 he served as Chief Baseball Analyst, advising Arizona's baseball operations department in all facets of the game. Prior to serving in that role, he spent three seasons as the Diamondbacks' Chief Baseball Officer.

Elected to the National Baseball Hall of Fame in 2014 by the Expansion Era Committee, La Russa ranks third on MLB's all-time managerial wins list, having compiled a record of 2,728-2,365 (.536) in 33 seasons from 1979-2011 with the Chicago White Sox (1979-86), Oakland A's (1986-95), and St. Louis Cardinals (1996-2011). He won three World Series titles (1989, 2006, 2011) and was named BBWAA Manager of the Year four times (1983, 1988, 1992, 2002). In 2014, La Russa was elected to the Cardinals Hall of Fame, with the club also retiring his uniform number (10).

Following his 33-year managing career, La Russa joined MLB's league office as a Special Assistant to Commissioner Alan H. "Bud" Selig during the 2012-13 seasons. He has also served on the Commissioner's 14-member Special Committee for On-Field Matters since December 2009.

In addition to his 33 years as a major league manager and six in an executive role, La Russa compiled a 16-year playing career from 1962-77. The former infielder appeared in 132 major league games with the Kansas City/Oakland A's (1963, 1968-71), Atlanta Braves (1971), and Chicago Cubs (1973). He began his managing career at only 33 years old with Double-A Knoxville in 1978, and in 1979 he managed Triple-A Iowa before taking over for the White Sox for their final 54 games of the season.

La Russa graduated from the University of South Florida with a degree in industrial management and earned his Juris Doctor from Florida State University in 1978, passing the Florida Bar in 1979. He and his wife, Elaine, reside in Alamo, CA and have two daughters, Bianca and Devon. Since 1991, following Elaine's passion and sense of urgency, Tony La Russa's Animal Rescue Foundation has dominated the family's personal time.



Zack Scott, Vice President/Baseball Research & Development

Zack Scott is in his second year as Vice President/Baseball Research & Development, overseeing the club's analytics and baseball systems development. This department provides decision support to baseball leadership in all areas of the operation and builds software tools to deliver analytical insights and improve workflows. Additionally, Scott continues to support the President of Baseball Operations on player acquisition and contract analysis.

The 2018 season marks Scott's 15th year in the organization. Prior to his current role, he spent five years as Director, Major League Operations. In that role he assisted the President of Baseball Operations, General Manager, and Assistant General Managers in several aspects of baseball operations including major league roster and payroll management, player acquisition and contract analysis, as well as coordinating the department's statistical analysis.

Scott joined the Red Sox as an intern in baseball operations in 2004, served as an assistant in the department the following year, and spent the next six seasons as the Assistant Director, Baseball Operations. Before coming to the club, he worked at Diamond Mind, Inc., a developer of baseball simulation software, from 2000-03, where he consulted for Boston's baseball operations department in 2003.

Scott graduated from the University of Vermont in 1999 with a B.S. in Mathematics. He and his wife, Molly, reside in Malden, MA with their daughter, Zoe, and son, Perry.



Bill James, Senior Advisor/Baseball Operations

A baseball writer since 1975, Bill James joined the Red Sox as a Senior Baseball Operations Advisor in November, 2002. He works with senior management and the baseball operations department to provide research and analysis of special projects, and on-going concerns.

The author of the annual Baseball Abstract from 1977 through 1987, James came to national prominence as a result of a Sports Illustrated article published in June of 1981. He is the author of more than 30 baseball books and the creator of the popular statistical summary, The Bill James Handbook, now published annually by ACTA Sports. His other contributions to the sport include the concepts of Runs Created (an estimate of the number of runs each hitter has contributed to his team), Sabermetrics (the effort to replace conjecture and speculation about issues of concern to baseball fans with objective and verifiable knowledge), Win Shares (an estimate of each player's contribution to his team's win total) and Secondary Average (a way of summarizing the other things that a player does to create runs, other than hit for average).

James lives in Lawrence, Kansas, with his wife of 39 years, Susan McCarthy.

The Red Sox Remember

We were saddened to hear of the passings of the following members of the Red Sox family in the last year:



TOM BREWER, 86, former RHP on 2/15/18 in Cheraw, SC. Tom spent his entire 8-year ML career with Boston, going 91-82 with a 4.00 ERA in 241 games (1,509.1 IP). A 1956 All-Star, he went 19-9 with a 3.50 ERA that season.



ED PHILLIPS, 73, former RHP, on 9/20/17 in Moody, ME. Ed made his ML debut with the Red Sox in 1970 and appeared in 18 games, compiling an 0-2 record with a 5.32 ERA, 23 SO, and 10 BB in 23.2 IP.



BOB BAILEY, 75, former INF-OF, on 1/9/18 in Las Vegas, NV. Bob hit .188 (18-for-96) with 4 HR and 9 RBI in 45 games in 1977-78 with Boston as part of a 17-year ML career.



GENE MICHAEL, 79, former SS, on 9/7/17 in Oldsmar, FL. Gene signed with the Red Sox in 1976 but did not appear in a game. He had a 10-year ML career and also was a coach, manager, and executive with the Yankees.



TRACY STALLARD, 80, former RHP, on 12/6/17 in Coeburn, VA. Tracy went 2-7 with 2 saves and a 4.71 ERA in 48 games (137.2 IP) from 1960-62 with Boston, as part of a 7-year ML career. On 10/1/61, he gave up Roger Maris' record-breaking 61st homer in New York.



TOM WRIGHT, 93, former OF, on 9/5/17 in Shelby, NC. The 3rd oldest living Red Sox player prior to his passing, Tom appeared in 90 games for Boston from 1948-51, hitting .284 (50-for-176) as part of a 9-year ML career.



DICK GERNERT, 89, former 1B, on 11/30/17 in Wyomissing, PA. In 706 games (1952-59) with the Red Sox, Dick hit .252 (568-for-2,255) with 101 HR and 377 RBI. On 4/20/53, he had 5 hits, including 3 HR and 6 RBI in a doubleheader sweep of the Senators.



DON BAYLOR, 68, former DH/OF, on 8/7/17 in Austin, TX. In 268 games from 1986-87 with Boston, Don hit .238 (220-for-924) with 47 HR and 151 RBI as part of a 19-year ML career.



BOBBY DOERR, 99, former 2B, on 11/13/17 in Junction City, OR. A Hall of Famer, Bobby, the oldest living Red Sox player prior to his passing, hit .288 (2,042-for-7,093) with 223 HR and 1,247 RBI in his 14-year Red Sox career (1937-44, 1946-51).



GENE CONLEY, 86, former RHP, on 7/4/17 in Foxboro, MA. From 1961-63, Gene went 29-32 with a 4.57 ERA in 482.0 IP (76 games) as part of an 11-year big league career.



DANIEL FLORES, 17, former minor league catching prospect, on 11/8/17. Daniel signed with the Red Sox on 7/2/17. *Baseball America* had ranked him as the No. 2 prospect among international free agents signed over that summer.



JIMMY PIERSALL, 87, former OF, on 6/3/17 in Wheaton, IL. Jimmy, a Red Sox Hall of Famer, spent 8 of his 17 ML seasons with the Red Sox (1950, 1952-58), appearing in 931 games and hitting .273 (919-for-3,369) with 66 HR and 366 RBI.



AL RICHTER, 90, former SS, on 10/29/17 in Virginia Beach, VA. Al appeared in 5 games for Boston in 1951 and 1 game in 1953. He had his best season with the club's AAA Louisville Colonels in 1951, hitting .321 (164-for-511) in 129 games.



HERM STARRETTE, 74, former coach, on 6/2/17 in Statesville, NC. From 1995-97, Herm served as Red Sox pitching coach, bullpen coach and minor league pitching coach at various times as part of a 42-year pro baseball career.



DON LOCK, 81, former OF, on 10/8/17 in Wichita, KS. In 53 games for the Red Sox in 1969, as part of an 8-year ML career, Don hit .224 (13-for-58). He managed in the Red Sox farm system for 2 seasons (1971-72) with Winston-Salem and Pawtucket.



SAM MELE, 95, former OF/1B and instructor/scout, on 5/1/17 in Quincy, MA. As part of his 10-year ML career, Sam played parts of 5 seasons with Boston (1947-49, 1954-55) and hit .278 (234-for-842) in 263 games.



JIM LANDIS, 83, former OF, on 10/7/17 in Napa, CA. As part of an 11-year ML career, Jim appeared in 5 games with Boston in 1967, going 1-for-7.



TODD FROHWIRTH, 54, former RHP, on 3/26/17 in Waukesha, WI. In 22 games with Boston in 1994, Todd went 0-3 with 1 save, a 10.80 ERA, 13 SO, and 17 BB in 26.2 IP, as part of a 9-year ML career.



COACHING STAFF

**ALEX CORA WAS NAMED
THE 47TH MANAGER IN
RED SOX HISTORY ON
OCTOBER 22, 2017.**

20 ALEX CORA MANAGER



Opening Day Age: 42

Born: 10/18/1975 in Caguas, Puerto Rico

Resides: Caguas, Puerto Rico

MLB Coaching Career: Bench Coach, Houston Astros (2017); Manager, Boston Red Sox (1st season)

Contract Status: Signed through 2020 (club option for 2021)

Managerial/Coaching Career Highlights

- Named the 47th manager in Red Sox history on 10/22/17...Formally introduced at a press conference at Fenway Park on 11/6/17.
- Would be the youngest Red Sox manager at the start of a season since Kevin Kennedy (40 in 1995).
- Made his MLB coaching debut in 2017 as bench coach of the Astros, helping lead the club to a 101-61 record, the AL West Division title, and the 1st World Series championship in franchise history.
- Is the 8th person to win a World Series with the Red Sox as a player and then go on to manage the club, the 1st to do so since Heinie Wagner in 1930.
- Served as general manager for Criollos de Caguas in the Puerto Rican Winter League in 5 consecutive winters, beginning with the 2012-13 offseason.
- Doubled as Caguas manager during the 2014-15 and 2015-16 seasons.
- The 2016-17 Caguas club earned Puerto Rico its first Caribbean Series title since 2000.
- Was the general manager for the Puerto Rico team that finished 2nd in the 2017 World Baseball Classic.

Playing Career

- His 16-year playing career included parts of 14 seasons in the majors with LAD (1998-2004), CLE (2005), BOS (2005-08), NYM (2009-10), TEX (2010), and WSH (2011).
- Played for current Red Sox bench coach Ron Roenicke in LAD's minor league system in 1997 (Double-A San Antonio) and 1998 (Triple-A Albuquerque).
- Made his ML debut with the Dodgers on 6/7/98 at SEA...In that game, his brother, Joey, batted leadoff and played 2B for the Mariners.
- On 5/12/04 with LAD vs. CHC, homered off Matt Clement to conclude an 18-pitch at-bat.
- Traded to BOS on 7/7/05 in exchange for current Red Sox coach Ramón Vázquez.
- Helped the Red Sox reach the postseason 3 times (2005, '07, '08)...Was on the World Series roster in 2007.
- Was teammates with Dustin Pedroia from 2006-08 (BOS) and with Mitch Moreland in 2010 (TEX).
- Played for Puerto Rico in the World Baseball Classic in 2006 and 2009.

MLB'S YOUNGEST MANAGERS

| Manager | Club | Opening Day Age |
|------------------|------------|---------------------------|
| Kevin Cash | TB | 40 years, 113 days |
| Andy Green | SD | 40 years, 265 days |
| Alex Cora | BOS | 42 years, 162 days |
| Gabe Kapler | PHI | 42 years, 241 days |
| Mickey Callaway | NYM | 42 years, 320 days |

Personal

- Full name is Jose Alexander Cora.
- Has 4 children: Camila, Jeriel, Xander, and Isander.
- His older brother, Joey, played parts of 11 ML seasons (1987, '89-98) and is currently the 3B coach for PIT.
- Spent 4 years (2013-16) as a baseball analyst for ESPN and ESPN Deportes, appearing on *Baseball Tonight*, *Beisbol Esta Noche*, and *SportsCenter*...Also contributed to ESPN Radio and ESPN Deportes Radio.
- Attended the University of Miami, helping lead the Hurricanes to the College World Series in each of his 3 years at the school (1994-96).
- Following the 2006 season, ranked by *Baseball America* as the best defensive player in the college game.
- Selected by LAD in the 3rd round of the 1996 June Draft.
- Inducted into the University of Miami Hall of Fame in 2006.

In the Community

- In December 2017, visited Shriners Hospital and The BASE as part of the annual Red Sox Holiday Caravan.
- Interacted with fans at Christmas at Fenway in 2017.
- At Red Sox Winter Weekend in January 2018, signed autographs and posed for pictures with fans.
- On 1/30/18, helped deliver nearly 10 tons of supplies to aid Hurricane Maria recovery efforts in Puerto Rico... The JetBlue plane cargo included medical supplies and vaccines, water filtration systems, first aid kits, flashlights, and diapers...In his hometown of Caguas, helped distribute food, water, and supplies to nearly 300 families, as well as baseball equipment to roughly 100 children.

WHAT A YEAR IT WAS

In 2017, Cora won a league championship and the Caribbean Series title as general manager of Caguas in the Puerto Rican Winter League; finished as the runner-up to Team USA in the World Baseball Classic as general manager of Team Puerto Rico; and won a World Series title as bench coach of the Houston Astros.

Alex Cora's Major League Record

| YEAR | CLUB | AVG | G | AB | R | H | 2B | 3B | HR | RBI | SH | SF | HB | BB | SO | SB | CS | E |
|----------------------------|----------------|-------------|-------------|-------------|------------|------------|------------|-----------|-----------|------------|-----------|-----------|-----------|------------|------------|-----------|-----------|------------|
| 1998 | LOS ANGELES-NL | .121 | 29 | 33 | 1 | 4 | 0 | 1 | 0 | 0 | 2 | 0 | 1 | 2 | 8 | 0 | 0 | 2 |
| 1999 | LOS ANGELES-NL | .167 | 11 | 30 | 2 | 5 | 1 | 0 | 0 | 3 | 0 | 0 | 1 | 0 | 4 | 0 | 0 | 2 |
| 2000 | LOS ANGELES-NL | .238 | 109 | 353 | 39 | 84 | 18 | 6 | 4 | 32 | 6 | 2 | 7 | 26 | 53 | 4 | 1 | 12 |
| 2001 | LOS ANGELES-NL | .217 | 134 | 405 | 38 | 88 | 18 | 3 | 4 | 29 | 3 | 2 | 8 | 31 | 58 | 0 | 2 | 20 |
| 2002 | LOS ANGELES-NL | .291 | 115 | 258 | 37 | 75 | 14 | 4 | 5 | 28 | 2 | 0 | 7 | 26 | 38 | 7 | 2 | 7 |
| 2003 | LOS ANGELES-NL | .249 | 148 | 477 | 39 | 119 | 24 | 3 | 4 | 34 | 9 | 2 | 10 | 16 | 59 | 4 | 2 | 15 |
| 2004 | LOS ANGELES-NL | .264 | 138 | 405 | 47 | 107 | 9 | 4 | 10 | 47 | 12 | 2 | 18 | 47 | 41 | 3 | 4 | 8 |
| 2005 | CLEVELAND | .205 | 49 | 146 | 11 | 30 | 5 | 2 | 1 | 8 | 1 | 1 | 4 | 5 | 18 | 6 | 0 | 3 |
| | BOSTON | .269 | 47 | 104 | 14 | 28 | 3 | 2 | 2 | 16 | 3 | 2 | 1 | 6 | 12 | 1 | 2 | 5 |
| 2006 | BOSTON | .238 | 96 | 235 | 31 | 56 | 7 | 2 | 1 | 18 | 4 | 0 | 6 | 19 | 29 | 6 | 2 | 7 |
| 2007 | BOSTON | .246 | 83 | 207 | 30 | 51 | 10 | 5 | 3 | 18 | 7 | 2 | 9 | 7 | 23 | 1 | 1 | 5 |
| 2008 | BOSTON | .270 | 75 | 152 | 14 | 41 | 8 | 2 | 0 | 9 | 1 | 1 | 9 | 16 | 13 | 1 | 1 | 6 |
| 2009 | NEW YORK-NL | .251 | 82 | 271 | 31 | 68 | 11 | 1 | 1 | 18 | 8 | 1 | 3 | 25 | 28 | 8 | 3 | 8 |
| 2010 | NEW YORK-NL | .207 | 62 | 169 | 14 | 35 | 6 | 3 | 0 | 20 | 2 | 2 | 4 | 10 | 16 | 4 | 1 | 2 |
| | TEXAS | .286 | 4 | 7 | 0 | 2 | 0 | 0 | 0 | 0 | 0 | 0 | 0 | 0 | 0 | 0 | 0 | 0 |
| 2011 | WASHINGTON | .224 | 91 | 156 | 12 | 35 | 6 | 1 | 0 | 6 | 1 | 1 | 2 | 12 | 23 | 2 | 0 | 4 |
| Major League Totals | | .243 | 1273 | 3408 | 360 | 828 | 140 | 39 | 35 | 286 | 61 | 18 | 90 | 248 | 423 | 47 | 21 | 106 |
| Red Sox Totals | | .252 | 301 | 698 | 89 | 176 | 28 | 11 | 6 | 61 | 15 | 5 | 25 | 48 | 77 | 9 | 6 | 23 |

Alex Cora

Alex Cora is the 22nd person to both play for and manage the Red Sox.

| <u>Name</u> | <u>Years as Player</u> | <u>Years as Manager</u> |
|------------------|------------------------|-------------------------|
| Jimmy Collins | 1901-07 | 1901-06 |
| Chick Stahl | 1901-06 | 1906 |
| Cy Young | 1901-08 | 1907 |
| Bob Unglaub | 1904-05, '07-08 | 1907 |
| Deacon McGuire | 1907-08 | 1907-08 |
| Jake Stahl | 1903, '08-10, '12-13 | 1912-13 |
| Bill Carrigan | 1906, '08-16 | 1913-16, '27-29 |
| Jack Barry | 1915-17, '19 | 1917 |
| Heinie Wagner | 1906-13, '15-16, '18 | 1930 |
| Shano Collins | 1921-25 | 1931-32 |
| Marty McManus | 1931-33 | 1932-33 |
| Joe Cronin | 1935-45 | 1935-47 |
| Steve O'Neill | 1924 | 1950-51 |
| Lou Boudreau | 1951-52 | 1952-54 |
| Mike Higgins | 1937-38, '46 | 1955-59, '60-62 |
| Rudy York | 1946-47 | 1959 |
| Johnny Pesky | 1942, '46-52 | 1963-64, '80 |
| Pete Runnels | 1958-62 | 1966 |
| Dick Williams | 1963-64 | 1967-69 |
| Eddie Kasko | 1966 | 1970-73 |
| Butch Hobson | 1975-80 | 1992-94 |
| Alex Cora | 2005-08 | Present |

86 BRIAN BANNISTER

VICE PRESIDENT, PITCHING DEVELOPMENT/
ASSISTANT PITCHING COACH



Opening Day Age: 37

Born: 2/28/1981 in Scottsdale, AZ

Resides: Alamo, CA

MLB Coaching Career: Assistant Pitching Coach,
Boston Red Sox (July 2016-present)

Coaching/Front Office Career

- Named Vice President, Pitching Development and Assistant Pitching Coach on 11/3/16.
- Added to the ML coaching staff as an assistant pitching coach on 7/5/16.
- From 7/5/16 through the end of the 2017 season, the Red Sox ranked among AL leaders in ERA (2nd, 3.64), opponent AVG (3rd, .242), WHIP (3rd, 1.23), and SO/BB ratio (2nd, 3.29).
- Originally hired by the Red Sox as a Professional Scout and Analyst in January 2015.
- Named Director of Pitching Analysis and Development on 9/9/15.

Playing Career

- Signed by the Mets as a 7th-round selection in the 2003 June Draft...Originally selected by BOS in the 45th round of the 2002 June Draft, but did not sign.
- Was named to the Mets' 2006 Opening Day roster and made his ML debut that season.
- Traded to KC in exchange for RHP Ambiorix Burgos on 12/6/06.
- Finished 3rd in 2007 AL Rookie of the Year voting after posting a 3.87 ERA and ranking 2nd among AL rookies in wins (12) and starts (27) and 3rd in innings (165.0).
- Named AL Rookie of the Month in June and August of 2007.
- Made at least 26 starts and threw at least 150.0 innings in each season from 2007-09.
- From 2007-10, ranked 2nd on the Royals in starts (108), wins (35), and innings (629.1) behind Zack Greinke.
- In January 2011, signed a contract to play for Japan's Yomiuri Giants...Retired in March 2011.
- Hit .276 (8-for-29) with 4 2B in the majors...Was 4-for-10 with 3 2B to begin his ML career.

2007 AL ROOKIE OF THE YEAR VOTING RESULTS

| Player | Points | 1st |
|------------------------|-----------|----------|
| Dustin Pedroia | 132 | 24 |
| Delmon Young | 56 | 3 |
| Brian Bannister | 36 | 1 |
| Daisuke Matsuzaka | 12 | 0 |
| Reggie Willits | 11 | 0 |

Personal

- Full name is Brian Patrick Bannister.
- He and his wife, Megan, have a daughter, Brynn, and a son, Atley.
- His father, Floyd Bannister, won 134 games in 15 ML seasons with HOU (1977-78), SEA (1979-82), CWS (1983-87), KC (1988-89), CAL (1991), and TEX (1992).
- His uncle, Greg Cochran, played in the NYY and OAK minor league systems...His brother, Brett, pitched in SEA's organization, and his brother, Cory, pitched at Stanford University.
- Graduated cum laude in 2003 from the University of Southern California with a BA from the School of Fine Arts.
- Has had his number retired by Chaparral High School (#15 in 2007) and by the Brooklyn Cyclones (#19 in 2006)...Won a state title with Chaparral in 1999, striking out 7 of 9 batters faced in the championship game.
- Was the 1st Cyclones pitcher to make his ML debut with the Mets...The team honored him with his own bobblehead on 9/6/06.
- An avid photographer, is the founder of Loft 19 Studios in Phoenix, AZ, a full-service photography studio complex and equipment rental house...His work has been featured in the *New York Times*, *New York Daily News*, and *American Photo*.

Brian Bannister's Major League Record

| YEAR | CLUB | W-L | ERA | G | GS | CG | SHO | SV | IP | H | R | ER | HR | HB | BB | SO | WP | BK |
|----------------------------|-------------|--------------|-------------|------------|------------|----------|----------|----------|--------------|------------|------------|------------|-----------|-----------|------------|------------|-----------|----------|
| 2006 | NEW YORK-NL | 2-1 | 4.26 | 8 | 6 | 0 | 0 | 0 | 38.0 | 34 | 18 | 18 | 4 | 2 | 22 | 19 | 2 | 0 |
| 2007 | KANSAS CITY | 12-9 | 3.87 | 27 | 27 | 1 | 0 | 0 | 165.0 | 156 | 76 | 71 | 15 | 6 | 44 | 77 | 4 | 0 |
| 2008 | KANSAS CITY | 9-16 | 5.76 | 32 | 32 | 1 | 0 | 0 | 182.2 | 215 | 127 | 117 | 29 | 7 | 58 | 113 | 7 | 1 |
| 2009 | KANSAS CITY | 7-12 | 4.73 | 26 | 26 | 0 | 0 | 0 | 154.0 | 161 | 94 | 81 | 15 | 4 | 50 | 98 | 12 | 2 |
| 2010 | KANSAS CITY | 7-12 | 6.34 | 24 | 23 | 0 | 0 | 0 | 127.2 | 158 | 92 | 90 | 23 | 3 | 50 | 77 | 10 | 0 |
| Major League Totals | | 37-50 | 5.08 | 117 | 114 | 2 | 0 | 0 | 667.1 | 724 | 407 | 377 | 86 | 22 | 224 | 384 | 35 | 3 |

58 ANDY BARKETT

ASSISTANT HITTING COACH



Opening Day Age: 43

Born: 9/5/1974 in Miami, FL

Resides: Oviedo, FL

MLB Coaching Career: Assistant Hitting Coach, Boston Red Sox (1st season)

Coaching Career

🔥 Begins his 1st season in the Red Sox organization... Was named Assistant Hitting Coach on 11/4/17.

🔥 Spent the previous 12 seasons (2006-17) as a minor league coach, manager, and coordinator, most recently in the Pirates organization from 2016-17.

🔥 Over 9 minor league managerial seasons, has posted a 610-569 (.517) record.

🔥 In 2017, managed Triple-A Indianapolis (PIT) to the best record in the International League West Division (79-63)...The club led Pirates affiliates in AVG (.268, 2nd in the IL), SLG (.402, 4th), and OPS (.736, 3rd).

🔥 Joined the Pirates organization in 2016 as assistant hitting coordinator, the same role he held in 2015 in the Marlins organization.

🔥 From 2011-14, managed the Marlins' Double-A Jacksonville affiliate...The 2014 Suns led the Southern League with 618 runs scored en route to a league title.

🔥 Managed the South Division All-Stars in the 2011 Southern League All-Star Game.

🔥 From 2007-10, managed in the DET system for Short-A Oneonta (2007) and High-A Lakeland (2008-10) as Dave Dombrowski served as the Tigers' general manager.

🔥 Following the 2009 season, managed the Seminole County Naturals of the Florida Winter Baseball League.

🔥 His 2007 Oneonta Tigers led the New York-Penn League with 5.12 runs per game and a .738 OPS, finishing 1st in the Stedler Division (44-32).

🔥 Managed a 19-year-old Rick Porcello with the Lakeland Flying Tigers in 2008...Over his managerial career, has also managed future MLB All-Stars Avisail Garcia, Marcell Ozuna, and Henderson Alvarez.

🔥 Made his coaching debut as a hitting coach with the Rookie-level Gulf Coast League Braves in 2006.

10-YEAR REUNION

Barkett managed the Tigers' High-A Lakeland affiliate in 2008...Rick Porcello made his professional debut that year at 19 years old and led the Florida State League with a 2.66 ERA, earning Lakeland's Pitcher of the Year honors.

Playing Career

🔥 Played 11 professional seasons (1995-2005).

🔥 Spent time in the TEX (1995-2000), ATL (2000, '05), PIT (2001), SEA (2002-03), and DET (2004) organizations.

🔥 In 17 ML games, all with the 2001 Pirates, hit .304 (14-for-46) with 1 HR and 3 RBI...Made 7 starts in LF, 3 at 1B, and 1 in RF.

🔥 Over 11 minor league seasons, hit .273 (1,075-for-3,932) with 249 2B, 89 HR, and 604 RBI in 1,123 games.

🔥 Played 950 minor league games at 1B, also making 33 appearances in RF and 30 in LF...Made 3 minor league pitching appearances (3.2 IP).

🔥 Won championships with 3 winter league clubs: Mayaguez in Puerto Rico (1998), Cibao in the Dominican Republic (2000), and Aragua in Venezuela (2004).

🔥 Played at North Carolina State University from 1992-95...Was not drafted.

Personal

🔥 Full name is Andrew Barkett.

🔥 Married to Brandy...The couple has a son, Isaiah, and 2 daughters, Jade and Emma.

Andy Barkett's Major League Record

| YEAR | CLUB | AVG | G | AB | R | H | 2B | 3B | HR | RBI | SH | SF | HB | BB | SO | SB | CS | E |
|------|------------|------|----|----|---|----|----|----|----|-----|----|----|----|----|----|----|----|---|
| 2001 | PITTSBURGH | .304 | 17 | 46 | 5 | 14 | 2 | 0 | 1 | 3 | 0 | 0 | 1 | 4 | 7 | 1 | 0 | 0 |

Andy
Barkett

53 CRAIG BJORNSON

BULLPEN COACH



Opening Day Age: 49

Born: 2/14/1969 in Tucson, AZ

Resides: Tucson, AZ

MLB Coaching Career: Bullpen Coach, Houston Astros (2012, '14-17); Bullpen Coach, Boston Red Sox (1st season)

Coaching Career

🔴 Enters his 1st season in the Red Sox organization... Was named Bullpen Coach on 11/13/17.

🔴 Spent the last 6 seasons in the HOU organization, including 5 as the ML bullpen coach (2012, '14-17)...In 2013, served as minor league roving pitching instructor.

🔴 Earned a World Series title with HOU in 2017... Coached alongside then-Astros bench coach Alex Cora.

🔴 In 2017, HOU's bullpen ranked 2nd in MLB with a franchise-record 10.91 SO/9.0 IP.

🔴 From 2014-17, the Astros' bullpen led the majors with a 3.17 SO/BB ratio...In that time, HOU relievers also ranked 2nd in the majors in SO/9.0 IP (9.62).

🔴 The Astros' 3 highest single-season bullpen SO/BB rates have come in the last 3 seasons (4.03 in 2016, 3.43 in 2015, and 3.11 in 2017).

🔴 While he served as minor league roving pitching instructor in 2013, Astros affiliates posted a combined 3.83 ERA en route to a collective 476-360 record (.569)...7 of the 8 clubs finished with a winning record.

🔴 Prior to joining HOU, spent 13 seasons (1999-2011) as a minor league pitching coach in the MON/WSH, KC, LAD, and COL organizations.

🔴 Was the pitching coach for the Rookie-level Casper Ghosts (COL) from 2010-11.

🔴 Prior to his time in the Rockies organization, spent 3 seasons as pitching coach for Rookie-level Ogden (LAD) from 2006-08.

🔴 Made his coaching debut as a pitching coach in the Montreal Expos organization from 1999-2001 before coaching KC's Short-A Spokane in 2002.

ASTROS BULLPEN RANKINGS, 2014-17

| Stat | MLB Rank |
|-------------------|----------|
| 3.17 SO/BB | 1st |
| 9.62 SO/9.0 IP | 2nd |
| 1.23 WHIP | 4th |
| .236 opponent AVG | 5th |

🔴 Returned to the MON/WSH organization to coach Short-A Vermont in 2003 and 2005...In 2004, was the pitching coach at MON's High-A Brevard County.

🔴 Also served as a pitching coach for Occidente Pastora de los Llanos in the Venezuelan Winter League for 4 seasons (2000-03).

Playing Career

🔴 Signed by HOU as a non-drafted free agent out of Nicholls State University in Thibodeau, LA.

🔴 Spent 3 seasons in the HOU minor league system, appearing at the Rookie, Short-A, and Single-A levels... Made 81 appearances (27 starts), going 9-18 with 3 saves, a 3.82 ERA (109 ER/257.0 IP), and 162 SO.

🔴 Attended Arizona Western Junior College in Yuma, AZ, before transferring to Nicholls State.

Personal

🔴 Full name is Craig Michael Bjornson.

🔴 Last name is pronounced "BYORN-son."


🔴 Attended Tucson High School and won the 1987 Arizona State Championship with the Badgers.

BEST FOR LAST

In the Astros' 5-1 win over the Dodgers in Game 7 of the 2017 World Series, 4 HOU relievers combined to allow only 1 run on 3 hits in 6.2 IP: Brad Peacock (2.0 IP), Francisco Liriano (0.1), Chris Devenski (0.1), and Charlie Morton (4.0).

52 CARLOS FEBLES

THIRD BASE COACH



Opening Day Age: 41
Born: 5/24/1976 in El Seibo, DR
Resides: La Romana, DR
MLB Coaching Career: Third Base Coach, Boston Red Sox (1st season)

Coaching Career

- Entering his 1st season on a ML coaching staff and his 12th season coaching in the Red Sox organization.
- Named Red Sox Third Base Coach and Infield Instructor on 11/2/17.
- Has managed 904 minor league games, all in the Red Sox organization (400-504, .442).
- Has managed 17 players that were on the Red Sox' 40-man roster at the start of 2018 spring training (excluding rehab assignments), including Andrew Benintendi, Mookie Betts, Jackie Bradley Jr., and Rafael Devers.
- Managed Double-A Portland (2016-17), High-A Salem (2014-15), Single-A Greenville (2012-13), and Short-A Lowell (2011).

- Also served as the hitting coach at Salem from 2009-10 and High-A Lancaster in 2008.
- Made his coaching debut with Lowell in 2007.
- In 2017, Febles' Sea Dogs went 65-74, a 10-game improvement over his 2016 club...The team led Red Sox affiliates with a .264 AVG, .408 SLG, and .739 OPS.
- Joined the Sox' ML coaching staff from 9/5-14/17.
- Following the 2017 season, served as a coach for Toros del Este in the Dominican Winter League.
- Led the 2014 Salem Red Sox to the postseason.
- In 2008, led the JetHawks to California League-best marks in AVG (.285), hits (1,423), and HR (154).

FEBLES' COACHING CAREER

| Year | Club (Role) |
|---------|----------------------------------|
| 2007 | Short-A Lowell (Coach) |
| 2008 | High-A Lancaster (Hitting Coach) |
| 2009-10 | High-A Salem (Hitting Coach) |
| 2011 | Short-A Lowell (Manager) |
| 2012-13 | Single-A Greenville (Manager) |
| 2014-15 | High-A Salem (Manager) |
| 2016-17 | Double-A Portland (Manager) |
| Present | Boston (3rd Base Coach) |

Playing Career

- Played 10 professional seasons as a 2B in the Royals (1995-2003) and Red Sox (2004) organizations.
- Appeared in 506 ML games for KC from 1998-2003... Ranks 3rd in Royals history with 454 starts at 2nd base.
- Hit 9 triples as a rookie in 1999, tying teammate Johnny Damon for 2nd-most in the AL.
- His last season as a player came with the 2004 Pawtucket Red Sox...Played 58 games at SS and 13 at 2B.

Personal

- Full name is Carlos Manuel Febles ("FAY-bless").
- Married to Nedelin...The couple has 2 children, Karla and Carlos, Jr.

Carlos Febles' Major League Record

| YEAR | CLUB | AVG | G | AB | R | H | 2B | 3B | HR | RBI | SH | SF | HB | BB | SO | SB | CS | E |
|----------------------------|-------------|-------------|------------|-------------|------------|------------|-----------|-----------|-----------|------------|-----------|----------|-----------|------------|------------|-----------|-----------|-----------|
| 1998 | KANSAS CITY | .400 | 11 | 25 | 5 | 10 | 1 | 2 | 0 | 2 | 0 | 0 | 0 | 4 | 7 | 2 | 1 | 0 |
| 1999 | KANSAS CITY | .256 | 123 | 453 | 71 | 116 | 22 | 9 | 10 | 53 | 12 | 3 | 9 | 47 | 91 | 20 | 4 | 14 |
| 2000 | KANSAS CITY | .257 | 100 | 339 | 59 | 87 | 12 | 1 | 2 | 29 | 13 | 1 | 10 | 36 | 48 | 17 | 6 | 10 |
| 2001 | KANSAS CITY | .236 | 79 | 292 | 45 | 69 | 9 | 2 | 8 | 25 | 1 | 1 | 1 | 22 | 58 | 5 | 2 | 7 |
| 2002 | KANSAS CITY | .245 | 119 | 351 | 44 | 86 | 16 | 4 | 4 | 26 | 5 | 0 | 7 | 41 | 63 | 16 | 5 | 15 |
| 2003 | KANSAS CITY | .235 | 74 | 196 | 31 | 46 | 5 | 0 | 0 | 11 | 5 | 0 | 5 | 13 | 30 | 8 | 2 | 3 |
| Major League Totals | | .250 | 506 | 1656 | 255 | 414 | 65 | 18 | 24 | 146 | 36 | 5 | 32 | 163 | 297 | 68 | 20 | 49 |

FAMILIAR WITH FEBLES

Excluding rehab assignments, Febles has managed 17 players that were on the Red Sox' 40-man roster at the start of 2018 spring training: **Matt Barnes** (2012), **Jalen Beeks** (2016-17), **Andrew Benintendi** (2016), **Mookie Betts** (2013), **Jackie Bradley Jr.** (2011), **Bryce Brentz** (2016), **Ty Buttrey** (2015-17), **Rafael Devers** (2017), **Williams Jerez** (2015-17), **Brian Johnson** (2013-14), **Tzu-Wei Lin** (2015-17), **Austin Maddox** (2013-17), **Robby Scott** (2011), **Chandler Shepherd** (2015-16), **Blake Swihart** (2012), **Ben Taylor** (2016), and **Sam Travis** (2015).

Carlos Febles

82 TOM GOODWIN

FIRST BASE COACH



Opening Day Age: 49

Born: 7/27/1968 in Fresno, CA

Resides: Grapevine, TX

MLB Coaching Career: First Base Coach, New York Mets (2012-17); First Base Coach, Boston Red Sox (1st season)

Coaching/Front Office Career

Enters his 1st season on the Red Sox ML coaching staff... Named First Base Coach and Outfield Instructor on 11/2/17.

Also coordinates the club's base running instruction.

Spent 4 seasons working in the Red Sox' minor league system as Outfield and Base Running Coordinator (2009-11) and as a coach for Short-A Lowell (2008).

Spent the last 6 seasons as NYM's first base coach (2012-17)...Was also responsible for coaching the club's outfielders and coordinating base running instruction.

During his 6 seasons with NYM, Mets base runners were caught only 173 times, the fewest in the NL...The Mets stole 445 bases in 618 tries (72.0%) in that time.

From 2012-17, Mets outfielders ranked 3rd in the NL with 177 assists...The club's 39 outfield assists in 2013 were their most since 1998 (39).

While under Goodwin's instruction, Juan Lagares earned the Rawlings Gold Glove Award in CF in 2014... Eric Young Jr. (LF in 2013) and Curtis Granderson (RF in 2015) were named Gold Glove finalists with the Mets.

After the 2016 season, managed the Scottsdale Scorpions of the Arizona Fall League...The team included league MVP Gleyber Torres, Greg Bird, and Tim Tebow.

Made his coaching debut in 2007 with Lewisville in the independent Continental Baseball League.

Playing Career

Played 1,288 ML games over 14 seasons for LAD (1991-93, 2000-01), KC (1994-97), TEX (1997-99), COL (2000), SF (2002), and CHC (2003-04).

From 1995-2000, led the majors with 298 stolen bases in 395 attempts (75.4%).

TOM GOODWIN'S 50-STEAL SEASONS

| Year | Club | SB |
|------|---------|----|
| 1995 | KC | 50 |
| 1996 | KC | 66 |
| 1997 | KC/TEX | 50 |
| 2000 | COL/LAD | 55 |

Stole a career-high 66 bases in 1996 with KC, the 3rd-highest single-season total in Royals history.

Ranks 10th in Royals history with 150 SB and 8th in Rangers history with 93 SB.

Recorded a .991 fielding percentage in 1,092 career games in the OF, making just 22 errors in 2,402 chances.

Reached the 2002 World Series with the Giants and appeared in 5 of the Series' 7 games as a pinch hitter and defensive replacement...Also reached the ALDS with TEX in 1998 and 1999 and the NLCS with CHC in 2003.

In 1992-93 with LAD, was coached by current Red Sox bench coach Ron Roenicke.

Finished his playing career with 88 games for Atlantic City of the independent Atlantic League in 2005.

Originally selected by LAD in the 1st round (22nd overall) of the 1989 June Draft...Also selected by PIT in the 6th round in 1986, but did not sign.

Won a Gold Medal with the 1988 USA Olympic Team.

Personal

Full name is Thomas Jones Goodwin.

Was a 2-time All-American at Fresno State University... Is a graduate of Central High School in Fresno, CA.

Tom Goodwin's Major League Record

| YEAR | CLUB | AVG | G | AB | R | H | 2B | 3B | HR | RBI | SH | SF | HB | BB | SO | SB | CS | E |
|----------------------------|----------------|-------------|-------------|-------------|------------|-------------|------------|-----------|-----------|------------|-----------|-----------|-----------|------------|------------|------------|------------|-----------|
| 1991 | LOS ANGELES-NL | .143 | 16 | 7 | 3 | 1 | 0 | 0 | 0 | 0 | 0 | 0 | 0 | 0 | 0 | 1 | 1 | 0 |
| 1992 | LOS ANGELES-NL | .233 | 57 | 73 | 15 | 17 | 1 | 1 | 0 | 3 | 0 | 0 | 0 | 6 | 10 | 7 | 3 | 0 |
| 1993 | LOS ANGELES-NL | .294 | 30 | 17 | 6 | 5 | 1 | 0 | 0 | 1 | 0 | 0 | 0 | 1 | 4 | 1 | 2 | 0 |
| 1994 | KANSAS CITY | .000 | 2 | 2 | 0 | 0 | 0 | 0 | 0 | 0 | 0 | 0 | 0 | 0 | 1 | 0 | 0 | 0 |
| 1995 | KANSAS CITY | .288 | 133 | 480 | 72 | 138 | 16 | 3 | 4 | 28 | 14 | 0 | 5 | 38 | 72 | 50 | 18 | 3 |
| 1996 | KANSAS CITY | .282 | 143 | 524 | 80 | 148 | 14 | 4 | 1 | 35 | 21 | 1 | 2 | 39 | 79 | 66 | 22 | 5 |
| 1997 | KANSAS CITY | .272 | 97 | 367 | 51 | 100 | 13 | 4 | 2 | 22 | 11 | 1 | 2 | 19 | 51 | 34 | 10 | 1 |
| | TEXAS | .237 | 53 | 207 | 39 | 49 | 13 | 2 | 0 | 17 | 0 | 2 | 1 | 25 | 37 | 16 | 6 | 2 |
| 1998 | TEXAS | .290 | 154 | 520 | 102 | 151 | 13 | 3 | 2 | 33 | 10 | 3 | 2 | 73 | 90 | 38 | 20 | 3 |
| 1999 | TEXAS | .259 | 109 | 405 | 63 | 105 | 12 | 6 | 3 | 33 | 7 | 3 | 0 | 40 | 61 | 39 | 11 | 3 |
| 2000 | COLORADO | .271 | 91 | 317 | 65 | 86 | 8 | 8 | 5 | 47 | 5 | 4 | 1 | 50 | 76 | 39 | 7 | 3 |
| | LOS ANGELES-NL | .251 | 56 | 211 | 29 | 53 | 3 | 1 | 1 | 11 | 0 | 0 | 0 | 18 | 41 | 16 | 3 | 0 |
| 2001 | LOS ANGELES-NL | .231 | 105 | 286 | 51 | 66 | 8 | 5 | 4 | 22 | 1 | 2 | 0 | 23 | 58 | 22 | 8 | 1 |
| 2002 | SAN FRANCISCO | .260 | 78 | 154 | 23 | 40 | 5 | 2 | 1 | 17 | 3 | 0 | 0 | 14 | 25 | 16 | 2 | 1 |
| 2003 | CHICAGO-NL | .287 | 87 | 171 | 26 | 49 | 10 | 0 | 1 | 12 | 1 | 1 | 0 | 11 | 33 | 19 | 5 | 0 |
| 2004 | CHICAGO-NL | .200 | 77 | 105 | 11 | 21 | 8 | 0 | 0 | 3 | 0 | 1 | 0 | 8 | 22 | 5 | 0 | 0 |
| Major League Totals | | .268 | 1288 | 3846 | 636 | 1029 | 125 | 39 | 24 | 284 | 73 | 18 | 13 | 365 | 660 | 369 | 118 | 22 |

51 TIM HYERS HITTING COACH



Opening Day Age: 46

Born: 10/3/1971 in Atlanta, GA

Resides: Loganville, GA

MLB Coaching Career: Interim Hitting Coach, Boston Red Sox (2014); Assistant Hitting Coach, Los Angeles Dodgers (2016-17); Hitting Coach, Boston Red Sox (1st season)

Coaching Career

🔴 Entering his 1st season as Red Sox Hitting Coach... Was named to the position on 11/4/17.

🔴 Previously spent 7 seasons in the Red Sox organization as an area scout for Georgia (2009-12) and a minor league hitting coordinator (2013-15).

🔴 Most recently served as LAD's assistant hitting coach from 2016-17, helping to lead the Dodgers to consecutive NL West Division titles and an NL pennant in 2017.

🔴 In 2017, along with Hitting Coach Turner Ward, helped the LAD offense set franchise records in HR (221), 2B (312), and XBH (553)...The club's .437 SLG was its highest since the franchise moved to L.A. in 1958.

🔴 The 2017 Dodgers set a franchise postseason record in runs per game (5.47)...Their +29 run differential was the 5th-highest in postseason history, the highest by any club since the 2007 Red Sox (+53).

🔴 Also assumed the title of director of minor league hitting for the Dodgers in 2017...Club affiliates accumulated a 469-366 record (.562), with 8 of the 9 teams posting a winning record.

🔴 The 2017 Rookie-level Ogden Raptors posted a .907 team OPS en route to a Pioneer League championship, while the DSL Dodgers2 defeated the DSL Dodgers1 in the Dominican Summer League finals.

🔴 Over his tenure with the Dodgers, coached 2-time Silver Slugger Award winner and 2016 NL Rookie of the Year Corey Seager (2016-17)...2017 NL Rookie of the Year Cody Bellinger set an NL rookie record with 39 HR.

🔴 While serving as the Red Sox' minor league hitting coordinator from 2013-15, BOS minor league prospects included Xander Bogaerts, Mookie Betts, Jackie Bradley Jr., Andrew Behintendi, and Rafael Devers.

DODGERS OFFENSIVE STATS, 2015-17

| Stat | 2015 | 2016 | 2017 |
|-----------|------|------|------|
| Runs/Game | 4.12 | 4.48 | 4.75 |
| HR | 187 | 189 | 221 |
| 2B | 263 | 272 | 312 |
| OPS | .739 | .728 | .771 |

🔴 In 2014, served as the Red Sox' interim ML hitting coach from June through the remainder of the season while Greg Colbrunn recovered from an injury.

🔴 Made his coaching debut as a hitting coach with Single-A West Michigan in the Tigers' minor league system in 2002...That was Dave Dombrowski's 1st season as DET's general manager.

Playing Career

🔴 Selected by TOR in the 2nd round of the 1990 June Draft.

🔴 Played 10 professional seasons in the TOR (1990-93), SD (1994-95), DET (1996-97), ARI (1998), and FLA (1998-99) organizations...Was signed by then-Marlins general manager Dave Dombrowski in 1998.

🔴 Played 133 ML games for the Padres (1994-95), Tigers (1996), and Marlins (1999).

Personal

🔴 Full name is Timothy James Hyers.

🔴 Married to Kristin...The couple has 3 children: Zach, Ashley, and Joseph.

🔴 Attended Newton High School in Covington, GA.

Tim Hyers' Major League Record

| YEAR | CLUB | AVG | G | AB | R | H | 2B | 3B | HR | RBI | SH | SF | HB | BB | SO | SB | CS | E |
|----------------------------|-----------|-------------|------------|------------|-----------|-----------|----------|----------|----------|-----------|----------|----------|----------|-----------|-----------|----------|----------|----------|
| 1994 | SAN DIEGO | .254 | 52 | 118 | 13 | 30 | 3 | 0 | 0 | 7 | 2 | 0 | 0 | 9 | 15 | 3 | 0 | 4 |
| 1995 | SAN DIEGO | .000 | 6 | 5 | 0 | 0 | 0 | 0 | 0 | 0 | 0 | 0 | 0 | 1 | 0 | 0 | 0 | 0 |
| 1996 | DETROIT | .077 | 17 | 26 | 1 | 2 | 1 | 0 | 0 | 0 | 0 | 0 | 0 | 4 | 5 | 0 | 0 | 0 |
| 1999 | FLORIDA | .222 | 58 | 81 | 8 | 18 | 4 | 1 | 2 | 12 | 0 | 1 | 0 | 14 | 11 | 0 | 0 | 0 |
| Major League Totals | | .217 | 133 | 230 | 22 | 50 | 8 | 1 | 2 | 19 | 2 | 1 | 0 | 27 | 32 | 3 | 0 | 0 |

Tim Hyers

60 DANA LeVANGIE PITCHING COACH



Opening Day Age: 48

Born: 8/11/1969 in Brockton, MA

Resides: East Bridgewater, MA

MLB Coaching Career: Bullpen Coach,
Boston Red Sox (2013-17); Pitching Coach,
Boston Red Sox (1st season)

Coaching Career

- 🔥 Enters his 28th season in professional baseball, all spent in the Red Sox organization.
- 🔥 Begins his 6th season on the Sox' ML coaching staff, his 1st as pitching coach...Named to the position on 11/8/17.
- 🔥 Also assists in all facets of the club's advance scouting efforts.
- 🔥 Spent the previous 5 seasons as the Red Sox' bullpen coach (2013-17)...Was also the club's catching coordinator during that time.
- 🔥 Is the 1st former Red Sox farmhand to serve as the club's pitching coach since Dave Wallace (2003-06).
- 🔥 Became the 1st person to be named Red Sox pitching coach having never pitched professionally since Mike Roarke in 1994.
- 🔥 From 9/1/16 through the 2017 season, Red Sox relievers led the majors with a 2.97 ERA (203 ER/615.1 IP) in 185 games (source: Elias)...During that time, BOS relievers ranked 2nd in the majors in WHIP (1.17).
- 🔥 In 2017, the Red Sox bullpen posted a 3.15 ERA (186 ER/531.0 IP), the 2nd-lowest mark in MLB and the club's lowest mark since 2007 (3.10).
- 🔥 BOS relievers set franchise records in SO/9.0 IP in 2016 (9.70) and 2017 (9.81).
- 🔥 In 2017, Red Sox relievers also posted the franchise's highest SO/BB ratio (3.23) and lowest opponent OPS (.657) since at least 1913 and their lowest WHIP (1.1687) since 1915 (1.1695).
- 🔥 In a 19-inning win on 9/5/17 vs. TOR, the Sox bullpen threw a single-game franchise-record 13.0 innings without allowing a run (source: Elias).
- 🔥 Craig Kimbrel won the Red Sox' 1st Mariano Rivera AL Reliever of the Year Award in 2017.
- 🔥 Served on the coaching staff for the 2014 AL All-Stars.
- 🔥 From 2014-17, BOS catchers ranked 2nd in MLB with a caught stealing rate of 31.6% (130 CCS, 282 SB).
- 🔥 BOS catchers caught 34.4% of attempted thefts in 2016 and 36.5% in 2017, the 2 highest single-season rates by Red Sox backstops since 1987.
- 🔥 Among active players with at least 100 games at catcher, Boston's Christian Vázquez (42.0%) and Sandy Leon (38.6%) rank 1st and 3rd, respectively, in CCS%.
- 🔥 From 2014-17, the Red Sox allowed the 2nd-fewest stolen bases in the AL (282).
- 🔥 Was named interim bench coach for the Red Sox under interim manager Torey Lovullo on 8/19/15 while John Farrell was on medical leave.

BOSTON, YOU'RE MY HOME

Born and raised just outside of Boston, Dana LeVangie has spent his entire professional baseball career in the Red Sox organization.

| Years | Role |
|-----------|---------------------|
| 1991-96 | Minor league player |
| 1997-2004 | ML bullpen catcher |
| 2005 | Pro scout |
| 2006-12 | Advance scout |
| 2013-17 | ML bullpen coach |
| Present | ML pitching coach |

- 🔥 Spent 7 seasons from 2006-12 as a major league advance scout for the Red Sox.
- 🔥 Served as a pro scout for the Sox in 2005...Held the position of bullpen catcher for 8 years from 1997-2004.

Playing Career


- 🔥 Played 6 seasons as a catcher in the Red Sox minor league system...Reached the Triple-A level in 1995-96.
- 🔥 Selected by BOS in the 14th round of the 1991 June Draft and made his professional debut with Short-A Elmira in the New York-Penn League.

Personal

- 🔥 Full name is Dana Alan LeVangie.
- 🔥 Married to Traci...The couple has a son, Liam (17), and daughter, Avery (14).
- 🔥 Graduated in 1987 from Whitman-Hanson (MA) High School, where he also played football and wrestled.
- 🔥 Attended Cape Cod Community College (1987-89) and American International College in Springfield, MA (1989-91)...Hit .473 (13 HR, 87 RBI) his senior year.
- 🔥 Named the 1991 Division II Northeast Player of the Year.
- 🔥 Played in the 1991 New England College All-Star Game at Fenway Park.
- 🔥 Is a member of the AIC Athletic Hall of Fame.
- 🔥 In 2011, was elected to the Northeast-10 Baseball Hall of Fame.

10 RON ROENICKE

BENCH COACH



Opening Day Age: 61

Born: 8/19/1956 in Covina, CA

Resides: San Clemente, CA

MLB Coaching Career: Coach, Los Angeles Dodgers (1992-93); Third Base Coach, Anaheim/Los Angeles Angels of Anaheim (2000-05); Bench Coach, Los Angeles Angels of Anaheim (2006-10); Manager, Milwaukee Brewers (2011-15); Third Base Coach, Los Angeles Dodgers (2015); Third Base Coach, Los Angeles Angels (2016-17); Bench Coach, Boston Red Sox (1st season)

Managing/Coaching Career

🔴 Enters his 1st season in the Red Sox organization... Named Bench Coach on 11/2/17.

🔴 In addition to his role as Bench Coach, also coordinates Red Sox Major League Spring Training.

🔴 Has 27 years of coaching experience (1991-2017), including 20 in the major leagues...Has 10 years of managerial experience, including 5 seasons managing the Milwaukee Brewers from 2011-15.

🔴 Most recently served as the 3rd base coach for the Los Angeles Angels from 2016-17.

🔴 Managed MIL from 2011-15, leading the club to a .508 winning percentage (342-331) over his tenure...His 342 managerial wins rank 5th in franchise history.

🔴 Finished 2nd in NL Manager of the Year voting in his debut managerial season (2011) after leading MIL to a franchise-record 96 wins and their first NL Central title... The team defeated ARI in the NLDS (3-2) before falling to the eventual champion Cardinals in the NLCS (4-2).

🔴 Was named to the 2012 National League All-Star coaching staff by manager Tony La Russa.

🔴 Issued 27 managerial challenges in 2014, the inaugural season for MLB's current instant replay system...17 of those (63.0%) were overturned.

🔴 Was relieved of his managerial duties on 5/3/15 and joined the Dodgers as 3rd base coach on 8/17/15.

🔴 Prior to his time in Milwaukee, served on the Angels' ML staff for 11 seasons as 3rd base coach (2000-05) and bench coach (2006-10)...The Angels made the postseason in 6 of those seasons, winning the World Series in 2002.

🔴 Made his ML coaching debut with the Los Angeles Dodgers in 1992-93.

🔴 Spent 7 seasons as a minor league coach and manager in the Dodgers (1991, '94-98) and Giants (1999) organizations.

🔴 Managed Rookie-level Great Falls (1994), Single-A San Bernardino (1995), Double-A San Antonio (1997-98), and Triple-A Albuquerque (1998) for LAD, as well as Triple-A Fresno (1999) for SF.

🔴 Served as hitting coach for San Antonio (1991) and Albuquerque (1996).

🔴 Named Manager of the Year in the California League in 1995 and in the Texas League in 1997, both in championship seasons.

🔴 Managed current Red Sox manager Alex Cora with San Antonio in 1997 and with Albuquerque in 1998... Coached Red Sox first base coach Tom Goodwin while with the 1992-93 Dodgers.

REUNITED

Ron Roenicke managed current Red Sox manager Alex Cora in the Dodgers' minor league system in 1997 (Double-A San Antonio) and 1998 (Triple-A Albuquerque). The 1997 San Antonio squad won the Texas League championship, as Roenicke was named the league's Manager of the Year.

Playing Career

🔴 Played 8 ML seasons as an outfielder with the Dodgers (1981-83), Mariners (1983), Padres (1984), Giants (1985), Phillies (1986-87), and Reds (1988).

🔴 Played 527 ML games, batting .238 (256-for-1,076) with 17 HR, 113 RBI, 24 SB, 190 BB, and 195 SO.

🔴 Appeared in 2 World Series games for the 1984 Padres...SD lost to DET, 4-1.

🔴 From 1977-89, played 919 minor league games, batting .284 (876-for-3,086) with 71 HR, 474 RBI, and 188 SB in the LAD, SEA, SD, SF, PHI, OAK, CIN, and TEX organizations.

Personal

🔴 Full name is Ronald Jon Roenicke...Last name is pronounced "RENN-uh-key".

🔴 Married to Karen...The couple has a son, Lance, and a granddaughter, Emma...Lance played and coached in the Brewers' system from 2012-14.

🔴 Graduated from Edgewood (CA) High School, where he played baseball, football, and basketball.

🔴 Attended Mt. San Antonio College in Walnut, CA from 1975-76 before transferring to UCLA in 1977.

🔴 Was drafted 5 times (by OAK in June 1974, SF in June 1975, DET in January 1976, ATL in June 1976, and LAD in June 1977)...Signed with the Dodgers as the 17th overall pick in 1977.

🔴 His brother, Gary, was an outfielder for MON (1976), BAL (1978-85), NYY (1986), and ATL (1987-88) and was inducted to the Orioles Hall of Fame in 2015.

🔴 His nephew, Josh, has pitched professionally since 2006, most recently for Puebla in the Mexican League in 2017.

Ron
Roenicke

Ron Roenicke, Continued

Ron Roenicke's Career Managerial Record

| YEAR | CLUB | LEAGUE | W-L | PCT. | FINISH |
|--|-----------|----------|----------------|-------------|--------------|
| 2011 | MILWAUKEE | National | 96-66 | .593 | 1st, Central |
| 2012 | MILWAUKEE | National | 83-79 | .512 | 3rd, Central |
| 2013 | MILWAUKEE | National | 74-88 | .457 | 4th, Central |
| 2014 | MILWAUKEE | National | 82-80 | .506 | 3rd, Central |
| 2015 | MILWAUKEE | National | 7-18 | .280 | - |
| Major League Totals (5 seasons) | | | 342-331 | .508 | |

Ron Roenicke's Major League Record

| YEAR | CLUB | AVG | G | AB | R | H | 2B | 3B | HR | RBI | SH | SF | HB | BB | SO | SB | CS | E |
|----------------------------|----------------|-------------|------------|-------------|------------|------------|-----------|----------|-----------|------------|-----------|----------|----------|------------|------------|-----------|----------|----------|
| 1981 | LOS ANGELES-NL | .234 | 22 | 47 | 6 | 11 | 0 | 0 | 0 | 0 | 1 | 0 | 0 | 6 | 8 | 1 | 1 | 0 |
| 1982 | LOS ANGELES-NL | .259 | 109 | 143 | 18 | 37 | 8 | 0 | 1 | 12 | 3 | 1 | 2 | 21 | 32 | 5 | 0 | 1 |
| 1983 | LOS ANGELES-NL | .221 | 81 | 145 | 12 | 32 | 4 | 0 | 2 | 12 | 4 | 1 | 0 | 14 | 26 | 3 | 2 | 1 |
| | SEATTLE | .253 | 59 | 198 | 23 | 50 | 12 | 0 | 4 | 23 | 2 | 2 | 2 | 33 | 22 | 6 | 2 | 2 |
| 1984 | SAN DIEGO | .300 | 12 | 20 | 4 | 6 | 1 | 0 | 1 | 2 | 0 | 0 | 0 | 2 | 5 | 0 | 0 | 0 |
| 1985 | SAN FRANCISCO | .256 | 65 | 133 | 23 | 34 | 9 | 1 | 3 | 13 | 1 | 1 | 0 | 35 | 27 | 6 | 2 | 1 |
| 1986 | PHILADELPHIA | .247 | 102 | 275 | 42 | 68 | 13 | 1 | 5 | 42 | 4 | 3 | 0 | 61 | 52 | 2 | 2 | 2 |
| 1987 | PHILADELPHIA | .167 | 63 | 78 | 9 | 13 | 3 | 1 | 1 | 4 | 0 | 0 | 0 | 14 | 15 | 1 | 0 | 1 |
| 1988 | CINCINNATI | .135 | 14 | 37 | 4 | 5 | 1 | 0 | 0 | 5 | 0 | 0 | 1 | 4 | 8 | 0 | 0 | 0 |
| Major League Totals | | .238 | 527 | 1076 | 141 | 256 | 51 | 3 | 17 | 113 | 15 | 8 | 5 | 190 | 195 | 24 | 9 | 8 |

2018
Red Sox

RED SOX WHO HAVE PLAYED IN EVERY GAME

25 players have played in every game of a regular season for the Red Sox (a total of 43 times). Shortstop Everett Scott did so 5 straight years (1917-21) when he set the club record by playing in 832 consecutive games from 6/20/1916-10/2/1921.

| YEAR | GAMES | PLAYER | YEAR | GAMES | PLAYER |
|------|-------|-------------------|------|-------|---------------------|
| 1901 | 138 | 2B Hobe Ferris | 1922 | 154 | 2B Del Pratt |
| | | SS Freddy Parent | 1924 | 156 | 2B Bill Wambsganss |
| | | 3B Jimmy Collins | 1926 | 154 | 1B Phil Todt |
| | | LF Tommy Dowd | 1930 | 154 | CF Tom Oliver |
| 1902 | 138 | 1B Candy LaChance | 1936 | 155 | 1B Jimmie Foxx |
| | | SS Freddy Parent | 1943 | 155 | 2B Bobby Doerr |
| | | RF Buck Freeman | 1948 | 155 | SS Vern Stephens |
| 1903 | 141 | 1B Candy LaChance | | | CF Dom DiMaggio |
| | | 2B Hobe Ferris | 1949 | 155 | SS Vern Stephens |
| | | RF Buck Freeman | | | LF Ted Williams |
| 1904 | 157 | 1B Candy LaChance | 1956 | 155 | CF Jimmy Piersall |
| | | RF Buck Freeman | 1958 | 155 | 3B Frank Malzone |
| | | CF Chick Stahl | 1959 | 154 | 3B Frank Malzone |
| 1905 | 153 | SS Freddy Parent | 1962 | 160 | LF Carl Yastrzemski |
| 1906 | 155 | CF Chick Stahl | 1966 | 162 | 1B George Scott |
| 1912 | 154 | LF Duffy Lewis | 1969 | 162 | LF Carl Yastrzemski |
| 1917 | 157 | SS Everett Scott | 1978 | 163 | LF Jim Rice |
| 1918 | 126 | SS Everett Scott | 1981 | 108 | LF Jim Rice |
| | | RF Harry Hooper | | | RF Dwight Evans |
| 1919 | 138 | SS Everett Scott | 1982 | 162 | RF Dwight Evans |
| 1920 | 154 | SS Everett Scott | 1984 | 162 | RF Dwight Evans |
| 1921 | 154 | SS Everett Scott | | | |

84 RAMÓN VÁZQUEZ

COACH



Opening Day Age: 41

Born: 8/21/1976 in Aibonito, Puerto Rico

Resides: Cayey, Puerto Rico

MLB Coaching Career: Coach, San Diego Padres (2017); Coach, Boston Red Sox (1st season)

Coaching Career

- Hired to the Red Sox' coaching staff on 11/8/17.
- Serves as a liaison between the ML club's advance scouting and statistical analysis efforts for the purpose of presenting information to players and coaches.
- Made his ML coaching debut with the Padres in 2017, working primarily with infielders...The Padres led the majors with 178 double plays.
- Spent 3 seasons (2014-16) in the HOU organization... Served as the club's developmental specialist in 2014-15, focusing on infielders.
- Managed High-A Lancaster in 2016...The JetHawks led Astros affiliates in AVG (.272), OPS (.790), runs (856), hits (1,283), 2B (250), and SB (209)...Also led the California League in runs per game (6.11), SB, and OBP (.359).
- Also managed Santurce of the Puerto Rican Winter League following the 2015 season...Club included Red Sox catcher Christian Vázquez.

Playing Career

- Played professionally for 18 seasons (1995-2012) as an infielder...Played 696 ML games for SEA (2001), SD (2002-04), BOS (2005), CLE (2005-06), TEX (2007-08), and PIT (2009).
- Batted .254 (496-for-1,951) with 244 runs, 86 2B, 17 3B, 22 HR, and 176 RBI...Appeared defensively at SS (275 games), 3B (212), 2B (165), and 1B (11).
- Selected by SEA in the 27th round of the 1995 June Draft and spent the first 7 years of his pro career with the Mariners.
- Made his big league debut for the 116-win 2001 Mariners, playing 17 games...Also made his lone post-season appearance in the ALDS that year.
- On 7/7/05, was traded from BOS to CLE in exchange for current Red Sox Manager Alex Cora.
- Acquired by BOS on 12/20/04 as part of a 4-player deal in exchange for current Dodgers Manager Dave Roberts.

TRADING PLACES

On 7/7/05, Vázquez was traded from BOS to CLE in exchange for current Red Sox manager Alex Cora...The 2 were teammates for Puerto Rico in the 2009 World Baseball Classic, also playing together for Caguas of the Puerto Rican Winter League in 2004 and 2010.

- Was teammates with Alex Cora in 2009 with Team Puerto Rico in the World Baseball Classic...Also played with Cora for Caguas of the Puerto Rican Winter League in 2004 and 2010.
- Played for Caguas (2004, '08, '10) and Manatí (2012) in the Puerto Rican Winter League...Was teammates with Red Sox catcher Christian Vázquez with Manatí.
- Named a *Baseball America* Triple-A All-Star in 2001 and an Eastern League All-Star in 2000.

Personal

- Full name is Ramón Luis Vázquez.
- Married to Griselda...The couple has a son, Nomar, and a daughter, Sofia.
- Attended Indian Hills Community College in Centerville, IA, and Juano Colon High School in Comerio, Puerto Rico.
- Is president of the Juntos Dando la Mano foundation in Puerto Rico...Through baseball/softball clinics, tournaments, and raffles, the foundation has raised money for people with cancer and muscular dystrophy.
- On 1/30/18, helped deliver nearly 10 tons of supplies to aid Hurricane Maria recovery efforts in Puerto Rico...The JetBlue plane cargo included medical supplies and vaccines, water filtration systems, first aid kits, flashlights, and diapers...In Caguas, helped distribute food, water, and supplies to nearly 300 families, as well as baseball equipment and athletic gear to roughly 100 children.

Ramón Vázquez's Major League Record

| YEAR | CLUB | AVG | G | AB | R | H | 2B | 3B | HR | RBI | SH | SF | HB | BB | SO | SB | CS | E |
|----------------------------|------------|-------------|------------|-------------|------------|------------|-----------|-----------|-----------|------------|-----------|-----------|----------|------------|------------|-----------|----------|-----------|
| 2001 | SEATTLE | .229 | 17 | 35 | 5 | 8 | 0 | 0 | 0 | 4 | 1 | 1 | 0 | 0 | 3 | 0 | 0 | 1 |
| 2002 | SAN DIEGO | .274 | 128 | 423 | 50 | 116 | 21 | 5 | 2 | 32 | 3 | 2 | 1 | 45 | 79 | 7 | 2 | 7 |
| 2003 | SAN DIEGO | .261 | 116 | 422 | 56 | 110 | 17 | 4 | 3 | 30 | 5 | 3 | 2 | 52 | 88 | 10 | 3 | 14 |
| 2004 | SAN DIEGO | .235 | 52 | 115 | 12 | 27 | 3 | 2 | 1 | 13 | 4 | 2 | 0 | 11 | 24 | 1 | 1 | 1 |
| 2005 | BOSTON | .197 | 27 | 61 | 6 | 12 | 2 | 0 | 0 | 4 | 2 | 0 | 0 | 3 | 14 | 0 | 0 | 3 |
| | CLEVELAND | .250 | 12 | 24 | 1 | 6 | 3 | 0 | 0 | 1 | 0 | 0 | 0 | 2 | 3 | 0 | 0 | 0 |
| 2006 | CLEVELAND | .209 | 34 | 67 | 11 | 14 | 2 | 0 | 1 | 8 | 2 | 2 | 0 | 6 | 18 | 0 | 0 | 4 |
| 2007 | TEXAS | .230 | 104 | 300 | 42 | 69 | 13 | 3 | 8 | 28 | 12 | 2 | 2 | 29 | 72 | 1 | 0 | 7 |
| 2008 | TEXAS | .290 | 105 | 300 | 44 | 87 | 18 | 3 | 6 | 40 | 5 | 4 | 0 | 38 | 66 | 0 | 1 | 13 |
| 2009 | PITTSBURGH | .230 | 101 | 204 | 17 | 47 | 7 | 0 | 1 | 16 | 0 | 2 | 2 | 31 | 47 | 1 | 0 | 2 |
| Major League Totals | | .254 | 696 | 1951 | 244 | 496 | 86 | 17 | 22 | 176 | 34 | 18 | 7 | 217 | 414 | 20 | 7 | 52 |

Ramón Vázquez

Major League Personnel



Jack McCormick, Senior Director, Team Travel

Jack McCormick is in his 30th season with the Red Sox, his 23rd as Senior Director, Team Travel. He is responsible for arranging all major league club's travel plans and accommodations during spring training, the regular season, and in the postseason. Jack also coordinates the Children's Hospital Golf Tournament in Fort Myers each spring.

McCormick received the 2017 Tommy McCarthy Memorial Good Guy Award from the Boston chapter of the BBWAA and the 2004 Donald Davidson Memorial Award as MLB's top traveling secretary. He previously served as the Red Sox manager of food and beverage and manager of the old 600 Club at Fenway Park. A Boston native, McCormick attended Boston State College as an undergraduate and holds a master's degree from Anna Maria College in Paxton, MA.

A veteran of the United States Army, Jack resides on the North Shore with his family.



Tom McLaughlin, Home Clubhouse Manager

Tom McLaughlin is in his 7th season as the Red Sox Home Clubhouse Manager after being in charge of the visiting clubhouse at Fenway Park from 1992-2011. He was named the 2013 Pete Sheehy Clubhouse Award recipient as voted on by the Major League Baseball Clubhouse Managers Association. As the Visiting Clubhouse Manager, McLaughlin had assisted in the home clubhouse and also ran the visiting clubhouse during spring training in Fort Myers, FL. McLaughlin began his tenure with the Red Sox as a batboy in the visiting clubhouse in 1986 and served as a clubhouse assistant from 1988-91.

Born and raised in Boston, McLaughlin attended St. John Don Bosco High School.



Edward "Pookie" Jackson, Equipment Manager

Edward "Pookie" Jackson enters his 7th season as Equipment Manager after being promoted to the position to start the 2012 season. He had previously served as the Assistant Equipment Manager since 2005. Jackson has spent 19 years in the Red Sox organization, beginning in 1994 as a clubhouse attendant for the minor leagues at spring training in Fort Myers, FL. At the conclusion of that spring, he was named the clubhouse manager for the Utica Blue Sox and was promoted to clubhouse attendant for the major league club in spring training of 1995.

Jackson lives in West Roxbury, MA with daughters, Ashlyn and Sydney, and son, Blair.



Joe Cochran, Visiting Clubhouse Manager

Joe Cochran returned to the position of Visiting Clubhouse Manager in 2012, a role he previously held from 1990-91. From 1992-2011, Cochran served as the Equipment and Home Clubhouse Manager for the Red Sox. Cochran joined the organization in 1984 and worked for team Supervisor of Grounds and Maintenance Joe Mooney through 1989. He was the recipient of the 2004 Tommy McCarthy Good Guy Award from the Boston BBWAA chapter. Cochran attended the Pomfret School, Worcester Academy, and the University of Maine at Orono. A native of South Yarmouth, MA, Joe and his wife, Marcy, live in Chelsea, MA.



Billy Broadbent
Video Coordinator



Mike Brenly
Bullpen Catcher



Mani Martinez
Bullpen Catcher



Erin Cox
Executive Assistant,
Baseball Operations



Alex Gimenez
Assistant,
Baseball Operations



Mike Regan
Assistant Director,
Baseball Administration

Major League Personnel, Continued



Pedro Martinez, Special Assistant to the President of Baseball Operations

Pedro Martinez was named Special Assistant in January 2013. On July 26, 2015, the 3-time Cy Young Award winner and 8-time All-Star was inducted into the National Baseball Hall of Fame in his 1st year of eligibility. The following week he was honored with a 2-day, 2-language tribute at Fenway Park to celebrate the retirement of his uniform number (45).

In his role with the Red Sox, Martinez assists President of Baseball Operations Dave Dombrowski in a variety of areas of major league operations including the evaluation, mentorship, and instruction of young players throughout both spring training and the regular season.

A veteran of 18 major league seasons, Martinez spent 7 years with the Red Sox from 1998-2004 in which he went 117-37 with a 2.52 ERA in 203 games. In addition to owning the franchise's highest career win percentage at .760, he ranks 3rd in Red Sox history in strikeouts (1,683), 6th in wins, and 7th in ERA. Inducted into the Red Sox Hall of Fame in August of 2014, Martinez was an integral part of the 2004 Red Sox club that brought a World Series title to Boston for the 1st time since 1918.

Over his entire major league career, Martinez posted a record of 219-100 with a 2.93 ERA in 476 games for the Dodgers (1992-93), Expos (1994-97), Red Sox, Mets (2005-08) and Phillies (2009). He led all major league pitchers in ERA on 5 occasions, which included 4 of his first 5 seasons in Boston, in addition to 1997 with Montreal. He topped all American League pitchers in strikeouts in 3 years, all with the Red Sox: 1999 (313), 2000 (284) and 2002 (239). Born in Manoguayabo in the Dominican Republic, Martinez is the country's all-time leader in winning percentage (.687) and strikeouts (3,154), and ranks 2nd only to Hall of Famer Juan Marichal, the only other Dominican-born Hall of Fame pitcher, in ERA.



Jason Varitek, Special Assistant to the President of Baseball Operations

Jason Varitek was named Special Assistant in September 2012. In his role, the 2-time World Champion with the Red Sox (2004, 2007) assists President of Baseball Operations Dave Dombrowski in major league personnel decisions, evaluations, and the mentorship and instruction of young players.

Over the course of his 15-year major league career (1997-2011), which was spent entirely with Boston, Varitek appeared in 1,546 games for the Red Sox, 10th-most in club history, and holds the franchise record for games caught with 1,488. Following Hall of Famers Carl Yastrzemski (23 seasons), Ted Williams (19 seasons) and Jim Rice (16 seasons), Varitek is the 4th-longest tenured Red Sox player ever to have never appeared for another major league club. Selected as the 18th full-time captain in Red Sox history on December 24, 2004, Varitek was the 1st major league catcher to catch 4 no-hitters (matched in 2015 by Carlos Ruiz).

A 3-time American League All-Star, Varitek was inducted into the Red Sox Hall of Fame in May 2016. He finished his major league career with a .256 batting average with 193 home runs and 757 RBI. He ranks 2nd all-time in club history in postseason games (63), at-bats (228), runs scored (37) and hits (54), and is tied for 2nd in home runs (11) and 3rd in RBI (33). Varitek became the 1st Boston catcher ever to win a Silver Slugger Award in 2005, the same year in which he won a Gold Glove Award.

Jason lives in Suwanee, GA with his wife, Catherine, and daughters, Alexandra, Kendall, Caroline and Liv.



David Ortiz, Special Assistant to Fenway Sports Group

David Ortiz was named a Special Assistant to Fenway Sports Group in September 2017. In this role, the Red Sox Hall of Famer acts as a mentor for current players, participates in recruitment efforts, makes a variety of special appearances for the club, and works in a business development capacity for Fenway Sports Management and its partners.

Known as the greatest clutch hitter in Red Sox history, Ortiz spent 14 of his 20 major league seasons (1997-2016) with the Red Sox, retiring as the franchise's all-time leader in walk-off home runs (10) and walk-off RBI (17). A 3-time World Series Champion (2004, 2007, 2013) and 10-time All-Star, Ortiz belted 541 home runs and recorded 1,768 RBI over his big league career. He is 1 of only 4 players in the history of the game to hit at least 500 homers and win 3 World Series Championships along with Hall of Famers Babe Ruth, Mickey Mantle, and Reggie Jackson.

After beginning his major league career with the Minnesota Twins in 1997, Ortiz was signed as a free agent by Boston for the 2003 season. Over his 14 years (2003-16) in a Red Sox uniform, the Dominican-born Ortiz hit .290 with 524 doubles, 483 home runs, 1,530 RBI, and 1,204 runs scored in 1,953 games. He would help lead Boston to the Postseason 8 times, including 3 trips to the Fall Classic. "Big Papi" took home Most Valuable Player honors in the 2004 American League Championship Series—in which the Red Sox came back from a 3-0 deficit to the New York Yankees—and the 2013 World Series, the club's 1st championship won at Fenway Park since 1918.

Ortiz was a 7-time winner of the American League's Silver Slugger Award at his position, and won the Edgar Martinez Outstanding Designated Hitter Award 8 times. In 2011, he was named recipient of the prestigious Roberto Clemente Award from Major League Baseball, the highest honor given to those who best represent the game of baseball through positive contributions on and off the field.

The legendary slugger retired following the 2016 season and on June 23, 2017, the Red Sox retired his No. 34, just the 11th number to be retired by the club on the right field façade at Fenway Park.

Major League Personnel, Continued

Zack Scott, Vice President, Baseball Research & Development - See Page 35

BASEBALL RESEARCH & DEVELOPMENT



Spencer Bingol
Analyst, Baseball
Research & Development



Eric Edvalson
Sr. Developer, Baseball
Systems



Ethan Faggett
Assistant Director,
Baseball Systems



Mike Ganley
Director, Baseball
Systems



Fred Hubert
Sr. Developer, Baseball
Systems



Bill Letson
Architect, Baseball
Systems



Joe McDonald
Analyst, Baseball
Research & Development



Dan Meyer
Analyst, Baseball
Research & Development



Greg Rybarczyk
Sr. Analyst, Baseball
Research & Development

Major League
Personnel

Sports Medicine Service



Brad Pearson, MS, ATC, CSCS, Director of Sports Medicine Service and Head Athletic Trainer

Brad Pearson begins his 2nd season as Director of Sports Medicine Service and his 3rd season as Head Athletic Trainer. 2018 marks his 16th year with the organization, as he previously served as the club's Assistant Athletic Trainer from 2012-15 and Minor League Athletic Training Coordinator for 2009-11. Pearson joined Boston's system as an athletic training intern with the Rookie-level Fort Myers team in 2001 and also has 5 years of experience as a minor league athletic trainer for Red Sox affiliates in Augusta (2004), Greenville (2005), Wilmington (2006), and Portland (2007-08). Prior to joining the Red Sox organization, he worked as Head Baseball Trainer at the University of Massachusetts (2002-03) and at the College of the Holy Cross (2000-02). The Ludlow, VT native earned a bachelor of science degree in athletic training from Springfield College and a master's degree in exercise science from the University of Massachusetts. Pearson lives in Lincoln, MA with his wife, Candace.



Dr. Laurence J. Ronan, Medical Director

Dr. Laurence J. Ronan, a staff physician at Massachusetts General Hospital, enters his 6th season as Medical Director for the Red Sox Sports Medicine Services department and continues as Head Team Internist, a position he has held since 2005. He graduated from Harvard College (1978) and Harvard Medical School (1987), then did his internship and residency training in internal medicine and pediatrics (1991) at Massachusetts General Hospital. He is board certified in Internal Medicine.

Dr. Ronan has served as director of residency training for the MGH and Harvard Combined Medicine/Pediatrics Training Programs (1992-2002). He has served on a number of boards including Partners HealthCare, Inc. and the Massachusetts General Physicians Organization. Dr. Ronan is the author of articles, textbook chapters, and a book on primary care related issues.

Dr. Ronan is a member of the American College of Physicians and the Association of Major League Baseball Team Physicians. He serves as the Director of the Thomas S. Durant Fellowship in Refugee Medicine and is Senior Adviser to the Red Sox/MassGeneral Hospital Home Base Program for Veterans, as well as the Center for the Integration of Medicine and Innovative Technology.



Dr. Peter Asnis, Head Team Orthopedist

Dr. Peter Asnis begins his 7th season as the Red Sox Head Team Orthopedist after serving as a Team Physician from 2005-11. He is also the Head Team Physician for the NHL's Boston Bruins and a Team Physician for the NFL's New England Patriots.

Dr. Asnis serves as the Chief of the MGH Sports Medicine Service. An Instructor of Orthopaedic Surgery at Harvard Medical School, he is a Fellow of the American Academy of Orthopaedic Surgeons as well as a Member of the American Orthopaedic Society for Sports Medicine. Additionally, he is a member of the Team Physician Societies for MLB, the NFL, and the NHL.

Dr. Asnis earned his undergraduate degree cum laude in biology at Harvard College and his MD from Cornell University Medical School with Honors in Research. After finishing a general surgery internship at New York Presbyterian Hospital, he completed his orthopaedic residency at the Hospital for Special Surgery in New York where he was awarded the Jean C. McDaniel Resident Teaching and Leadership Award. Dr. Asnis completed a fellowship in Orthopaedic Sports Medicine at Massachusetts General Hospital, and following his fellowship he joined the MGH staff.

Dr. Asnis and his wife, Brooke, have a son, Owen (17), and twin daughters, Caitlin and Sydney (15).



Paul Buchheit, Assistant Athletic Trainer

Paul enters his 3rd season as Assistant Athletic Trainer for the Red Sox after serving as Head Minor League Medical Coordinator from 2014-15. He previously served as Athletic Training Coordinator from 2012-13 after spending 2 seasons as Portland's athletic trainer from 2010-11. He also served in the same capacity for the Salem Red Sox in 2009 and the Greenville Drive for 3 seasons from 2006-08. He previously served as an intern with the Lowell Spinners in 2005 and with the Sarasota Red Sox in 2004.

Buchheit graduated from Buena Vista (IA) University and received his master's degree in Athletic Training from the University of Northern Iowa. He is athletic trainer certified and a certified strength and conditioning specialist. Paul and his wife, Allison, live in Melrose, MA with their two sons, Hayden and Noah, and their daughter, Heidi.



James Creps, PT, DScPT, OCS, CMPT Senior Major League Physical Therapist/Clinical Specialist

Jamie enters his 2nd season with the Red Sox in their Sports Medicine Service department. Prior to joining the organization, he owned a private physical therapy practice and served as an Associate Professor in the Physical Therapy Program for the University of Michigan. In addition to that role, he developed and administered the Orthopedic Physical Therapy Residency Program at MedSport, the University of Michigan's premier sports medicine facility. Jamie is a board certified Orthopedic Clinical Specialist through the American Physical Therapy Association, and a certified Manual Physical Therapist through the North American Institute of Orthopedic Manual Therapy. He and his wife, Sandy, reside in Brookline, MA.



Jon Jochim, Assistant Athletic Trainer

2018 will mark Jon's 16th season in the Red Sox system and his 2nd season as Assistant Athletic Trainer for the major league club. He spent 7 consecutive years serving as Athletic Trainer for Pawtucket, where he was named International League Athletic Trainer of the Year in 2016. He previously held the same position for the Portland Sea Dogs in 2009 and for the Lancaster JetHawks from 2007-08, where in 2007 he was named California League Trainer of the Year. He also served as the Gulf Coast League Red Sox athletic trainer in 2006 and spent 2 seasons as the athletic trainer for the Lowell Spinners (2004-05) while serving as the assistant minor league training coordinator.

Jon was an intern for the GCL Red Sox in 2003, and prior to joining the Red Sox organization was an athletic trainer for the Harlem Globetrotters basketball team.

Sports Medicine Service, Continued



Kiyoshi Momose, MA, CSCS, Head Strength and Conditioning Coach

Kiyoshi begins his 3rd season as Strength and Conditioning Coach for the Red Sox after 15 years (2001-15) in the Pittsburgh Pirates organization in a variety of roles, most recently as Strength and Conditioning Specialist at the major league level. In addition to working with the big league club, Momose also oversaw the Pirates' strength and conditioning program at their academy in the Dominican Republic. A native of Nagano, Japan, Momose earned his bachelor's degree in physical education from Nippon College of Physical Education and his master's degree in exercise physiology from the University of Central Florida. Momose, who is fluent in Japanese, English, and Spanish, served as strength and conditioning coach for the team of MLB stars managed by Red Sox skipper John Farrell that played in the Japan All-Star Series in November 2014. Momose began his baseball career as an intern in the Tampa Bay Rays minor league system.



Russell Nua, LMT, Massage Therapist

Russell begins his 15th season with the Red Sox as a massage therapist, a position he has held across Major League Baseball for over 20 years. Before joining the Red Sox he worked with the Arizona Diamondbacks. A member of Arizona's 2001 World Championship club, he has also been a part of the Red Sox 2004, 2007, and 2013 championship teams. Russell lives in Palm Springs, CA with his wife, Georgia, and his son, Jed, and maintains a private practice working with polo players and their horses in the offseason.



Mike Roose, MS, CSCS, Athletic Performance Coordinator/ Major League Strength and Conditioning Coach

Mike begins his 1st season as Athletic Performance Coordinator/Major League Strength and Conditioning Coach after 2 seasons as the club's Assistant Strength and Conditioning Coach. He spent 4 seasons as the Red Sox Minor League Strength and Conditioning Coordinator after serving as a strength and conditioning coach with Triple-A Pawtucket in 2010 and 2011.

He started with the organization in 2009 as an intern with the Gulf Coast League Red Sox and graduated from Florida State University with a BS in Exercise Science that same year. Before attending Florida State, he operated in 4 combat tours throughout Iraq and Afghanistan with the United States Air Force.

In 2013, Mike completed his M.S. in Kinesiology from Georgia Southern University.



Masai Takahashi, MS, ATC, CSCS, Assistant Athletic Trainer

Masai enters his 12th year as Assistant Athletic Trainer for the Red Sox after formerly serving as Head Athletic Trainer for the Portland Sea Dogs, the Double-A affiliate of the Red Sox in Portland, ME.

Takahashi and his wife, Ayumi, live in Southborough, MA with their sons, Kaisei, Shoei, and Kensei.



Adam Thomas, PT, DPT, SCS, ATC, Major League Physical Therapist

Adam begins his 3rd full season as physical therapist for the Red Sox, a role he began in September 2015. Prior to his time with the Red Sox, he spent 11 years teaching in the Department of Physical Therapy, Movement and Rehabilitation Sciences at Northeastern University and served as the athletic trainer and physical therapist for the Boston Cannons Professional Lacrosse Team, Boston Blazers Professional Indoor Lacrosse Team and Team USA Lacrosse. Adam is a board certified sports clinical specialist physical therapist and certified athletic trainer. He currently resides in Dorchester, MA.

Sports Medicine Service, Continued



Shinichiro Uchikubo, Massage Therapist

Shinichiro enters his 6th season as massage therapist for the team after beginning with the organization in 2013. He worked in the same capacity for the Texas Rangers (2011-12) and the Baltimore Orioles (2010-11). Shinichiro studied acupuncture and moxibustion at Kansai University of Health Sciences and worked as Japan's team trainer for the InterContinental Cup (2010) and the IBAF World Cup (2007), both held in Taiwan.

RED SOX PHYSICIANS



Dr. Eric Berkson



Dr. Ron Dixon



Dr. Jim Januzzi



Dr. Matt Liebman



Dr. Kelly McInnis



Dr. Luke Oh



Dr. Mark Price



Dr. Arun Ramappa



Dr. Edwin Riley



Dr. George Theodore



Dr. Frank Wang

ADDITIONAL SPORTS MEDICINE SERVICE STAFF



T.J. Hagan, DC
Chiropractor Consultant



Sean Hazzard, PA
Physician Assistant



Glen Tobias,
Team Nutritionist



Elana Webb
Sports Medicine
Administrative Manager

Sports Medicine Service, Continued



Dr. Richard Ginsburg, PhD, Director, Behavioral Health Program

Dr. Richard Ginsburg begins his 4th season as Director, Behavioral Health Program. In addition to his role with the Red Sox, Dr. Ginsburg serves as Co-Director of the Massachusetts General Hospital PACES Institute of Sport Psychology and Director of Psychological Services at the MGH for children Sports Concussion Clinic. He also serves as a staff psychologist of the Newton-Wellesley Hospital Child and Adolescent Psychiatry Program. Dr. Ginsburg is an assistant clinical professor of psychology at Harvard Medical School and MGH where he serves as a clinical psychologist and sport psychology consultant. He is also a consultant for the New England Patriots. A native of Baltimore, MD, Dr. Ginsburg originally joined the Red Sox as a consultant in 2013.



Laz Gutierrez, MA, Mental Skills Coordinator

Laz Gutierrez begins his 4th season as Mental Skills Coordinator after spending 2 seasons as the Player Development Programs Coordinator, a position he was named to in December 2012. He previously served as an amateur scout for Southern and Northeast Florida beginning in 2006. Gutierrez also served as Short-A Lowell's pitching coach in 2007 and 2010. A former left-handed pitcher, he spent 3 seasons in the Detroit and San Diego minor league systems from 1998-2001. He was a 3-year baseball letterman at the University of Miami, where he studied History and International Studies and has his MA in Performance Psychology.

Laz and his wife, Jeanette, have a son, Matthew, and a daughter, Sophia.



Justin Su'a, MS, Mental Skills Coordinator

Justin Su'a begins his 4th year with the Red Sox as Mental Skills Coordinator after serving as the Head of Mental Conditioning for IMG Academy in Bradenton, FL from 2013-14. Prior to that position, the native of Torrance, CA, worked as a Performance Enhancement Specialist in the United States Army-SAIC.

Su'a obtained his master's degree in Psycho-Social Aspect of Sport from the University of Utah in 2011. As an undergraduate, Su'a earned a degree from Brigham Young University in 2007, where he pitched on the baseball team and was named a Louisville Slugger Freshman All-American in 2001.



Daniel Abrams, Mental Skills Coordinator

Dan begins his 1st season with the Red Sox and his 1st role in professional baseball. For 8 years prior to 2018, he worked for Science Applications International Corporation (SAIC) as the lead resilience trainer and performance expert in the United States Army at Fort Hood, TX. He earned his bachelor's degree in Psychology from Hobart College in 2005 and his master's degree in Exercise and Sport Sciences concentrated in Sport Psychology from Ithaca College in 2008. Dan is currently perusing doctorate of education (EdD) in Interdisciplinary Leadership at Creighton University.

Dan and his wife, Jen, have a son, Aaron, and daughter, Avery.



Adan Severino, Mental Skills Coordinator

Adan begins his 1st season as a Mental Skills Coordinator with the Red Sox in 2018 after spending the majority of the last 8 years as a behavioral health professional. He served most recently as a correctional officer in the state of Florida. Adan also played 3 seasons (2008-10) as an outfielder in the Twins' system and the independent Frontier League. A University of Miami graduate, he received his degree in Sociology and Psychology and is currently focused on Sports Psychology and Mental Health Counseling.

Adan and his wife, Ashley, have a daughter, Alyvia.

BEHAVIORAL HEALTH CONSULTANT DOCTORS



Dr. Mark Blais



Dr. Stephen Durant



2018 RED SOX

MOOKIE BETTS IS THE ONLY AL PLAYER WITH AT LEAST 100 RBI AND 100 RUNS SCORED IN EACH OF THE LAST TWO SEASONS.

75 OF JEREMY BARFIELD



Bats: Right • **Throws:** Left • **Height:** 6-5 • **Weight:** 235

Opening Day Age: 29 • **MLB Service:** None

Born: 7/12/1988 in Houston, TX

Resides: Phoenix, AZ

Acquired: Signed as a minor league free agent on 5/25/2017

Contract Status: Signed through 2018

Non-Roster Invitee

Career Highlights

- Entering his 2nd season in the Red Sox organization.
- Signed with BOS as a minor league free agent on 5/25/17 after being named MVP of the independent Atlantic League in 2016.
- Named a 2017 Eastern League postseason All-Star.
- Also earned mid-season All-Star honors with Single-A Kane County in the Midwest League in 2009 and Double-A Midland in the Texas League in 2012.
- Has played 869 minor league games between the OAK (2008-14), COL (2015), and BOS (2017) systems.
- Has played primarily in RF (769 starts), also making 13 starts in LF and 2 at 1B in the minors.
- Has recorded 105 OF assists...Led his respective league in OF assists in 2010 (24), 2011 (20), and 2012 (17).
- Began a transition to pitching in July 2013, but returned to the outfield in July 2014.
- Has made 27 appearances as a relief pitcher (25 in 2014, 1 in 2015, 1 in 2017)...Is 4-2 with a 4.10 ERA and a .214 opponent AVG (41.2 IP, 33 H, 19 ER, 50 SO, 28 BB).

2017: Ranked 2nd among Red Sox minor leaguers with a .293 AVG (104-for-355) and 3rd with 28 HR...Named Double-A Portland's team MVP and tabbed an Eastern League postseason All-Star.

- All 28 of his HR came from 5/26 through the end of the season, 2nd-most in Minor League Baseball in that time.
- Led Double-A with a .584 SLG and a .944 OPS and ranked 2nd with 27 HR in just 92 games (1 HR/12.7 AB).
- Finished 4th among Sox farmhands with 76 RBI.
- His 27 HR with Portland marked the most by a Sea Dogs hitter since the team affiliated with the Sox in 2003, and most since Chris Norton hit a team-record 38 in 1999.
- Played 79 games (78 starts) in RF, also starting once in LF...Recorded 5 OF assists.
- Hit 2 HR on 7/29 at Harrisburg and 8/31 at Hartford.
- Began the year with 35 games (including 1 pitching appearance) with the Sugar Land Skeeters of the independent Atlantic League...Hit .274 (37-for-135) with 9 HR and an .876 OPS before signing with BOS on 5/25.
- Made his Red Sox organization debut on 5/26 vs. Trenton, starting in RF (2-for-4, 2 R, 2B).
- Moved from RF to P in the 10th inning on 5/31 at Reading, pitching the final 3.0+ frames of a 13-inning loss...Held Reading scoreless on 1 hit through his first 3.0 innings before allowing a walk-off HR in the 13th.

ALL IN THE FAMILY

- Barfield's father, Jesse, played in 1,428 ML games over 12 seasons with TOR (1981-89) and NYY (1989-92)...He was named a 1986 All-Star, won a Silver Slugger Award (1986) and 2 Gold Glove Awards (1986-87) as an OF, and twice finished in the top 10 in MVP voting (7th in 1985, 5th in 1986).
- Jeremy's brother, Josh, was a 2nd baseman who appeared in 309 ML games over 4 seasons for SD (2006) and CLE (2007-09).

- Hit a walk-off grand slam in the 9th inning on 7/6 vs. New Hampshire, erasing a 7-4 deficit with his 4th hit of the game.
- Named Eastern League Player of the Month in July, batting .336 (37-for-110) and setting franchise records for any single month in HR (12), RBI (33), and TB (78)...Led the league in HR, RBI, TB, SLG, and OPS in the month.
- Hit safely in 16 straight games from the 2nd game of a doubleheader on 7/21 through 8/6...Hit .383/.472/.867 with 9 HR and 24 RBI in that span.
- Named EL Player of the Week for 7/24-30, batting .444 (12-for-27) with 6 HR and 15 RBI in that time.
- Homered in 4 straight games from 7/23-26, driving in 11 runs and going 8-for-16 (.500).
- Homered in each of his final 3 games with Portland from 8/30-9/1 (4 HR), then in his 1st Triple-A game on 9/2 at Rochester.

2016: Named MVP of the independent Atlantic League...Hit .306/.382/.533 with 27 HR and 85 RBI in 135 games for the Sugar Land Skeeters.

- Led the league-champion Skeeters in OBP, SLG, OPS (.916), runs (87), hits (156), doubles (31), HR, and RBI.
- Recorded 14 OF assists.
- 2015: Played for 5 teams in COL's minor league system, the independent Atlantic League, and the Mexican League.**
- Signed by COL as a minor league free agent on 2/5 and released on 4/2.

- Before re-signing with COL on 6/17, played for Camden and Sugar Land in the Atlantic League, as well as Quintana Roo in the Mexican League.
- Played 26 games for COL's Double-A New Britain before transferring to Triple-A Albuquerque on 7/17.

Jeremy Barfield, Continued

👉 Earned a hold in his lone pitching appearance of the season on 8/1 at Fresno...Struck out 4 in 2.0 scoreless IP, allowing 1 hit...Moved to LF to start the 12th inning.

2014: Split the season between pitching for OAK's High-A Stockton and as a position player for Double-A Midland.

👉 Made 23 relief appearances for Stockton, going 4-1 with a 4.63 ERA (18 ER/35.0 IP), 39 SO, and 28 BB.

👉 Allowed 1 run in his first 9.0 IP (1.00 ERA).

👉 Missed time on the DL from 6/30-7/9 with a left knee strain...Returned from the DL on 7/10 and transferred to Midland that day.

👉 Reached base safely in 36 of 42 games with a PA with Midland, posting a .387 OBP...Drew 29 BB in 173 PA.

👉 Also made 2 pitching appearances for Midland (1.2 IP, 0 ER, H, 4 SO).

2013: Spent time with Double-A Midland and Triple-A Sacramento before returning to the A's facility in Phoenix in July to transition to pitching.

👉 Hit 8 HR in 26 games with Midland...Homered in each of his final 3 games with the team from 5/5-7.

👉 Transferred to Sacramento on 5/8.

👉 Placed on the 7-day DL on 7/14 with a right ankle sprain and missed the remainder of the season.

2012: Played 128 games for Double-A Midland... Named a Texas League mid-season All-Star.

👉 Led the RockHounds with 42 XBH and 200 TB.

👉 Appeared exclusively in RF, recording 17 assists to lead his league for the 3rd straight season.

👉 Hit grand slams on 4/12 vs. Arkansas and 8/16 vs. Northwest Arkansas.

👉 On 4/15 vs. Springfield, went 4-for-5 with 4 runs, 2 2B, HR, and 6 RBI.

👉 Started in RF and recorded 1 of the South division's 2 hits in the Texas League All-Star Game on 6/28 in Tulsa.

👉 Following the regular season, played 2 games for Lara in the Venezuelan Winter League (1-for-6, 2B, BB).

2011: Played 131 games for Midland in his Double-A debut, making 126 starts in RF.

👉 Led Texas League outfielders with 21 assists from RF.

2010: Spent the entire season with OAK's High-A Stockton, playing 135 games.

👉 Ranked 2nd on the team with 92 RBI and 3rd with 138 hits.

👉 Led the California League with 24 OF assists, all in 129 games (128 starts) in RF...Also made 4 starts in LF.

👉 Drove in 6 runs on 9/4 at Bakersfield, including 4 on a 4th-inning grand slam.

2009: Led Single-A Kane County in hits (106) and total bases (157) in his full-season debut.

👉 Earned mid-season All-Star honors in the Midwest League, starting at DH for the West division on 6/23 in Clinton, IA (1-for-2).

👉 Recorded 19 assists in 106 games (105 starts) in RF, ranking 2nd among league outfielders.

2008: Led Short-A Vancouver in games (69), hits (68), RBI (41), and total bases (94) in his pro debut.

👉 Hit a game-tying grand slam with 1 out in the 9th inning on 8/16 vs. Boise...Finished with 5 RBI.

Personal

👉 Full name is Jeremy Lee Barfield.

👉 Signed by Blake Davis (Athletics).

👉 Married his wife, Amy, in January 2015...The couple has a dog, Hudson.

👉 Attended San Jacinto College in Pasadena, TX.

👉 Graduated from Klein (TX) High School.

👉 Is the son of former All-Star OF Jesse Barfield, who played 12 seasons with TOR (1981-89) and NYY (1989-92).

👉 His brother, Josh, played 4 big league seasons for SD (2006) and CLE (2007-09).

Jeremy Barfield

Jeremy Barfield's Career Record

| YEAR | CLUB | AVG | G | AB | R | H | 2B | 3B | HR | RBI | SH | SF | HB | BB | SO | SB | CS | E |
|-------------------------------|--------------------|-------------|------------|--------------|------------|------------|------------|-----------|------------|------------|----------|-----------|-----------|------------|------------|-----------|-----------|-----------|
| 2008 | Vancouver | .271 | 69 | 251 | 28 | 68 | 17 | 0 | 3 | 41 | 2 | 1 | 1 | 26 | 42 | 5 | 3 | 5 |
| 2009 | Kane County | .262 | 116 | 404 | 48 | 106 | 23 | 2 | 8 | 52 | 0 | 4 | 4 | 48 | 98 | 1 | 5 | 9 |
| 2010 | Stockton | .272 | 135 | 508 | 72 | 138 | 21 | 1 | 17 | 92 | 1 | 11 | 6 | 52 | 93 | 1 | 1 | 11 |
| 2011 | Midland | .257 | 131 | 495 | 56 | 127 | 24 | 3 | 11 | 72 | 3 | 3 | 4 | 42 | 90 | 1 | 1 | 7 |
| 2012 | Midland | .272 | 128 | 482 | 67 | 131 | 28 | 1 | 13 | 64 | 0 | 7 | 4 | 35 | 82 | 1 | 0 | 9 |
| 2013 | Midland | .242 | 26 | 99 | 19 | 24 | 3 | 0 | 8 | 18 | 0 | 1 | 0 | 14 | 17 | 1 | 1 | 1 |
| | Sacramento | .188 | 35 | 117 | 14 | 22 | 3 | 0 | 4 | 15 | 0 | 3 | 0 | 14 | 31 | 0 | 0 | 0 |
| 2014 | Midland | .261 | 43 | 142 | 16 | 37 | 6 | 2 | 3 | 16 | 0 | 1 | 1 | 29 | 41 | 0 | 1 | 0 |
| 2015 | Camden (IND) | .350 | 17 | 60 | 14 | 21 | 3 | 0 | 5 | 9 | 0 | 0 | 1 | 11 | 13 | 0 | 0 | 1 |
| | Sugar Land (IND) | .250 | 17 | 60 | 11 | 15 | 4 | 0 | 4 | 10 | 0 | 0 | 0 | 6 | 11 | 0 | 0 | 1 |
| | Quintana Roo (MEX) | .105 | 11 | 38 | 3 | 4 | 1 | 0 | 1 | 8 | 0 | 0 | 0 | 9 | 11 | 0 | 0 | 2 |
| | New Britain | .195 | 26 | 82 | 9 | 16 | 4 | 0 | 2 | 8 | 0 | 1 | 1 | 8 | 18 | 0 | 0 | 0 |
| | Albuquerque | .267 | 42 | 120 | 10 | 32 | 7 | 1 | 3 | 15 | 0 | 2 | 0 | 10 | 25 | 0 | 0 | 1 |
| 2016 | Sugar Land (IND) | .306 | 135 | 510 | 87 | 156 | 31 | 2 | 27 | 85 | 0 | 8 | 6 | 62 | 108 | 2 | 2 | 8 |
| 2017 | Sugar Land (IND) | .274 | 35 | 135 | 25 | 37 | 6 | 0 | 9 | 21 | 0 | 1 | 1 | 17 | 35 | 1 | 0 | 0 |
| | Portland | .288 | 92 | 344 | 62 | 99 | 21 | 0 | 27 | 75 | 0 | 1 | 9 | 30 | 89 | 1 | 0 | 3 |
| | Pawtucket | .455 | 3 | 11 | 3 | 5 | 0 | 0 | 1 | 1 | 0 | 0 | 0 | 4 | 1 | 0 | 0 | 0 |
| Minor League Totals | | .264 | 846 | 3,055 | 404 | 805 | 157 | 10 | 100 | 469 | 6 | 35 | 30 | 312 | 627 | 11 | 12 | 48 |
| Mexican League Totals | | .105 | 11 | 38 | 3 | 4 | 1 | 0 | 1 | 8 | 0 | 0 | 0 | 9 | 11 | 0 | 0 | 2 |
| Independent Lg. Totals | | .299 | 204 | 765 | 137 | 229 | 44 | 2 | 45 | 125 | 0 | 9 | 8 | 96 | 167 | 3 | 2 | 10 |

2006 Selected by the New York Mets in the 9th round of the June Draft (did not sign)

2008 Signed by the Oakland Athletics as an 8th-round selection in the June Draft

2015 Signed by the Colorado Rockies as a minor league free agent, 2/5

2015 Signed by the Colorado Rockies as a minor league free agent, 6/17

2017 Signed by the Boston Red Sox as a minor league free agent, 5/25

32 MATT BARNES

RHP



Bats: Right • **Throws:** Right • **Height:** 6-4 • **Weight:** 213
Opening Day Age: 27 • **MLB Service:** 2 years, 110 days
Born: 6/17/1990 in Danbury, CT
Resides: Fort Myers, FL
Acquired: Selected in the 1st round (19th overall) of the 2011 June Draft
Contract Status: Signed through 2018

Career Highlights

- 🔥 Entering the 7th season of his professional career, all in the Red Sox organization.
- 🔥 Has appeared in 169 games at the ML level (2014-17), including 2 starts (both in 2015).
- 🔥 Has a 3.99 ERA (79 ER/178.0 IP) and 9.7 SO/9.0 IP (192 SO) in 167 big league relief appearances.
- 🔥 Is 1 of only 5 AL pitchers to make at least 60 appearances and throw 65.0+ innings in each of the last 2 seasons (2016-17).
- 🔥 From 2016-17, ranked 8th among AL relief pitchers in innings (136.1), T-9th in appearances (132), 13th in SO (154), and T-6th in wins (11).
- 🔥 Held opponents to a .193 AVG and a .549 OPS with RISP from 2016-17 (27-for-140, 1 HR, 46 SO).
- 🔥 Made his ML debut with 5 games for BOS as a September call-up in 2014.
- 🔥 Threw 3.0 scoreless innings with 2 SO in his ML debut on 9/9/14 at BAL...Marked the longest scoreless outing for a Red Sox pitcher in his ML debut since Vaughn Eshelman in 1995 (6.0 IP).
- 🔥 Participated in the Red Sox Rookie Development Program prior to the 2014 season.
- 🔥 Selected to the U.S. roster for the 2012 MLB All-Star Futures Game at KC.
- 🔥 Attended the University of Connecticut, where he was the Big East Pitcher of the Year as a junior in 2011.

2017: Set career highs in games (70), innings (69.2), SO (83), SO/9.0 IP (10.72), and wins (7) in his 2nd full ML season.

- 🔥 Led BOS relievers and ranked among AL relievers in wins (T-4th), IP (10th), games (T-8th), and holds (21; T-8th).
- 🔥 Allowed 0 runs in 51 of his 70 appearances.
- 🔥 Posted a 2.77 ERA (12 ER/39.0 IP) in 37 games at Fenway Park compared to a 5.28 ERA (18 ER/30.2 IP) in 33 games on the road.
- 🔥 Held RHH to a .204 AVG (33-for-162, 51 SO).
- 🔥 Limited opponents to a .211 AVG (12-for-57) with RISP.
- 🔥 Stranded 15 of 18 inherited runners (83%) and retired 53 of 70 first batters faced.
- 🔥 Induced 7 GIDP, tied with Blaine Boyer for most among BOS relievers and T-14th among AL relievers.
- 🔥 Missed 2 games on the bereavement list (4/6-8).
- 🔥 Was ejected from the game on 4/23 at BAL for throwing a pitch in the area of the head of Manny Machado in the 8th inning...Suspended for 4 games by MLB on 4/24...Reinstated on 4/30.

MOST RELIEF APPEARANCES FOR THE RED SOX, 2016-17

| Pitcher | Games |
|--------------------|------------|
| Matt Barnes | 132 |
| Craig Kimbrel | 124 |
| Heath Hembree | 100 |

- 🔥 Tied his career high with 5 SO in relief on 5/20 at OAK (2.0 IP) and 6/12 vs. PHI (2.0 IP).
- 🔥 Allowed his 1st HR to a RHH on 8/18 vs. NYY (Todd Frazier)...Had not allowed a HR to the first 146 RHH he faced in 2017 (126 AB).
- 🔥 Placed on 10-day DL with a low back strain on 8/22...Rehabbed with Double-A Portland on 8/29 at Hartford...Reinstated on 9/1.
- 🔥 Recorded his 1st save of the season and 2nd of his ML career in the Sox' 11-inning win on 9/19 at BAL.

- 🔥 **2016: Made his 1st career Opening Day roster... Led BOS with 62 appearances and 66.2 relief innings in his 1st full season in the majors.**
- 🔥 Allowed 5 ER in 0.0 IP on 8/28 vs. KC, but posted a 3.38 ERA (25 ER/66.2 IP) in his other 61 appearances.
- 🔥 Stranded 38 of 49 inherited runners (77.6%).
- 🔥 Held opponents to a .181 AVG (15-for-83) with RISP, the 3rd-lowest mark among AL pitchers and 9th-lowest in the majors (min. 75 AB with RISP).
- 🔥 Finished tied with Heath Hembree for the team lead in relief wins (4).
- 🔥 Had a 2.93 ERA (14 ER/43.0 IP) in 35 appearances before the All-Star break and a 6.08 ERA (16 ER/23.2 IP) in 27 games after...Posted a 1.13 ERA (1 ER/8.0 IP) over his final 12 appearances of the season (beginning 8/30).
- 🔥 Threw more than 1.0 inning in 19 of his 62 appearances; did not allow runs in 13 of those outings.
- 🔥 Worked out of a bases-loaded jam with no outs in the 6th inning on 7/20 vs. SF...Threw 3.0 scoreless innings to earn the win in the Sox' 11-7 victory.
- 🔥 Recorded the 1st save of his ML career on 8/9 vs. NYY (0.1 IP)...Came on with the bases loaded and 2 outs in the 9th with the Sox ahead, 5-3, and struck out Mark Teixeira.

POSTSEASON: Made his postseason debut, allowing an unearned run in Game 2 of the ALDS at CLE (1.2 IP).

2015: Appeared in 32 games (2 GS) over 5 stints with the Red Sox...Began the season at Triple-A Pawtucket, making 17 appearances (5 GS).

- 🔥 As a reliever with the Red Sox, was 3-2 with a 4.13 ERA (15 ER/32.2 IP) in 30 games.
- 🔥 Had a 1.93 ERA (3 ER/14.0 IP) over his first 12 relief appearances for BOS, which spanned his first 2 stints with the club.
- 🔥 Made a pair of starts for BOS on 8/17 vs. CLE and 8/22 vs. KC, combining to go 0-2 with a 9.58 ERA (11 ER/10.1 IP)...The outing on 8/17 was his 1st career ML start (27th ML appearance).
- 🔥 Did not appear in any games between BOS or Pawtucket over a 15-day span from 8/23-9/6.
- 🔥 Following his final recall, posted a 0.87 ERA (1 ER/10.1 IP) and a .211 opponent AVG (8-for-38) in 9 appearances...That stretch included a career-best 8.0-inning scoreless streak that spanned 7 games (9/12-28).
- 🔥 Opened the year in the PawSox' starting rotation.

2014: Made his ML debut with BOS after spending the majority of the season at Triple-A Pawtucket, where he was 8-9 with a 3.95 ERA (56 ER/127.2 IP) in 23 games (22 starts).

- 🔥 Participated in his 1st ML Spring Training camp as a non-roster invitee.
- 🔥 Missed the beginning of the season due to right shoulder inflammation.
- 🔥 Returned from the DL on 4/25 and earned the win for the PawSox that day vs. Rochester.
- 🔥 Threw 7.0 hitless innings with 2 BB and 10 SO on 8/2 vs. Columbus, a 2-1, 11-inning Pawtucket loss.
- 🔥 In his only appearance for Pawtucket in the Governors' Cup Playoffs, earned the win with 7.0 scoreless innings in Game 2 of the semifinals on 9/4 vs. Syracuse.
- 🔥 Selected to the ML roster on 9/8 and worked out of the Red Sox bullpen.
- 🔥 Made his ML debut on 9/9 vs. BAL and threw 3.0 scoreless innings with 2 SO...Marked the longest scoreless outing for a Red Sox pitcher in his ML debut since Vaughn Eshelman in 1995 (6.0 IP).
- 🔥 Following the season, rated by *Baseball America* as the No. 8 prospect in the Sox' minor league system.

2013: Spent most of the season with Double-A Portland before making his final regular season start with Triple-A Pawtucket.

- 🔥 Combined to average 11.3 SO/9.0 IP (142 SO/113.1 IP), the 5th-best rate among all minor leaguers with at least 100.0 IP...It was the top mark in that group among pitchers primarily at Double-A or above.
 - 🔥 He and Henry Owens (169) each had more SO than any Red Sox farmhand since Clay Buchholz in 2007 (171).
 - 🔥 Led the Sea Dogs in SO (135) and starts (24).
 - 🔥 Promoted to the PawSox for his last regular season start on 8/29 vs. Syracuse...Fanned 7 in 5.1 scoreless innings to earn the win in his Triple-A debut.
 - 🔥 Started 2 playoff games for the PawSox...Threw 5.1 scoreless frames for a no-decision in Game 3 of the Governors' Cup Finals on 9/13, a 2-0 loss vs. Durham.
 - 🔥 Following the season, named by *Baseball America* as Boston's No. 4 pitching prospect (No. 9 overall)...Also tabbed as having the best fastball in the system.
- ### 2012: Went 7-5 with a 2.86 ERA (38 ER/119.2 IP) and 133 SO between Single-A Greenville and High-A Salem in his pro debut.
- 🔥 Led Red Sox minor league qualifiers in ERA and opponent AVG (.225), and also led the system in SO.
 - 🔥 Selected as the South Atlantic League Pitcher of the Week for 4/5-15 (0 R, 3 H, 2 BB, 16 SO in 2 GS).
 - 🔥 Chosen as the Red Sox Minor League Pitcher of the Month for April after going 2-0 with a 0.34 ERA (1 ER/26.2 IP) and 42 SO over 5 starts with the Drive.
 - 🔥 Promoted to Salem on 5/5 and went 5-1 with a 1.37 ERA (7 ER/46.0 IP) and 53 SO over his first 8 starts.
 - 🔥 Fanned a season-high 12 batters in 6.0 innings in his 1st High-A start on 5/5 at Winston-Salem.
 - 🔥 Named Carolina League Pitcher of the Week for 6/4-10 after going 2-0 without allowing a run over 13.0 combined innings in 2 starts, including a 7.0-inning shutout on 6/9 at Potomac.
 - 🔥 Threw 0.2 innings for the U.S. Team in the All-Star Futures Game on 7/8 at KC.
 - 🔥 At the end of the year, was ranked as Boston's No. 1 pitching prospect (No. 3 prospect overall) and tabbed as having the best fastball in the system by *Baseball America*.

Matt Barnes, Continued

Personal

- Full name is Matthew David Barnes.
- Signed by Ray Fagnant (Red Sox).
- Went 11-5 with a 1.93 ERA (26 ER/121.0 IP) and 117 SO in 17 starts as a junior at the University of Connecticut in 2011.
- In 2011, unanimously chosen as Big East Pitcher of the Year, named a *Baseball America* All-American, and selected to the Big East All-Academic Team.
- Won the Big East pitching Triple Crown, leading the conference in wins (11), strikeouts (97), and ERA (1.20) during the 2011 regular season.
- Pitched for USA Baseball's Collegiate National Team (2010) and for Wareham of the Cape Cod League (2009-10).
- Graduated from Bethel (CT) High School in 2008.

In the Community

- Posed for pictures and signed autographs for fans at Winter Weekend in January 2015, 2016, and 2017.
- Has been involved in several events that benefit the Red Sox Foundation and BoSox Club.
- Has met with Jimmy Fund patients and provided on-field instruction to children as part of Sox Talk.

- Took part in the Red Sox Holiday Caravan in December 2017, visiting patients at Boston Children's Hospital and the Dana Farber Cancer Institute.
- Visited students at Suffolk and Northeastern Universities and St. Patrick's School in Roxbury as part of the Gift of Sox event in December 2017.
- Took part in a Red Sox Kids Camp and Red Sox Destinations event in June 2017.
- In January 2016, joined fellow New England natives and major leaguers Chris Iannetta and Ryan O'Rourke in helping the South East New Hampshire Habitat for Humanity build a house for a local veteran and his young family in Rochester, NH.
- In December 2015, hosted the 3rd annual "Matt Barnes and Friends Baseball Clinic for the Children and Community of Newtown," a free youth clinic featuring major league and collegiate players.
- Participated in the 2014 Red Sox Rookie Development Program, visiting Boston Children's Hospital and painting murals at McKinley Middle School with members of the Red Sox Scholars program.

Matt Barnes' Career Record

| YEAR | CLUB | W-L | ERA | G | GS | CG | SHO | SV | IP | H | R | ER | HR | HB | BB | SO | WP | BK |
|----------------------------|------------|--------------|-------------|------------|-----------|----------|----------|----------|--------------|------------|------------|------------|-----------|-----------|------------|------------|-----------|----------|
| 2012 | Greenville | 2-0 | 0.34 | 5 | 5 | 0 | 0 | 0 | 26.2 | 12 | 1 | 1 | 0 | 1 | 4 | 42 | 0 | 1 |
| | Salem | 5-5 | 3.58 | 20 | 20 | 1 | 1 | 0 | 93.0 | 85 | 42 | 37 | 6 | 8 | 25 | 91 | 6 | 1 |
| 2013 | Portland | 5-10 | 4.33 | 24 | 24 | 0 | 0 | 0 | 108.0 | 112 | 62 | 52 | 11 | 4 | 46 | 135 | 7 | 0 |
| | Pawtucket | 1-0 | 0.00 | 1 | 1 | 0 | 0 | 0 | 5.1 | 3 | 0 | 0 | 0 | 0 | 2 | 7 | 0 | 0 |
| 2014 | Pawtucket | 8-9 | 3.95 | 23 | 22 | 0 | 0 | 0 | 127.2 | 119 | 60 | 56 | 8 | 3 | 46 | 103 | 6 | 0 |
| | BOSTON | 0-0 | 4.00 | 5 | 0 | 0 | 0 | 0 | 9.0 | 11 | 4 | 4 | 1 | 0 | 2 | 8 | 0 | 0 |
| 2015 | Pawtucket | 1-1 | 4.06 | 17 | 5 | 0 | 0 | 0 | 37.2 | 36 | 17 | 17 | 3 | 1 | 22 | 41 | 2 | 1 |
| | BOSTON | 3-4 | 5.44 | 32 | 2 | 0 | 0 | 0 | 43.0 | 56 | 28 | 26 | 9 | 2 | 15 | 39 | 4 | 0 |
| 2016 | BOSTON | 4-3 | 4.05 | 62 | 0 | 0 | 0 | 1 | 66.2 | 62 | 32 | 30 | 6 | 3 | 31 | 71 | 4 | 0 |
| 2017 | BOSTON | 7-3 | 3.88 | 70 | 0 | 0 | 0 | 1 | 69.2 | 57 | 31 | 30 | 7 | 1 | 28 | 83 | 3 | 0 |
| | Portland | 0-0 | 0.00 | 1 | 1 | 0 | 0 | 0 | 1.0 | 1 | 0 | 0 | 0 | 0 | 1 | 1 | 0 | 0 |
| Major League Totals | | 14-10 | 4.30 | 169 | 2 | 0 | 0 | 2 | 188.1 | 186 | 95 | 90 | 23 | 6 | 76 | 201 | 11 | 0 |
| Minor League Totals | | 22-25 | 3.67 | 91 | 78 | 1 | 1 | 0 | 399.1 | 368 | 182 | 163 | 28 | 17 | 146 | 420 | 21 | 3 |

- 2011 Signed by the Boston Red Sox as a 1st-round selection (19th overall) in the June Draft
- 2017 On disabled list with a low back strain, 8/22-31

Division Series Record

| YEAR | CLUB | W-L | ERA | G | GS | CG | SHO | SV | IP | H | R | ER | HR | HB | BB | SO | WP | BK |
|------|-------------|-----|------|---|----|----|-----|----|-----|---|---|----|----|----|----|----|----|----|
| 2016 | BOS vs. CLE | 0-0 | 0.00 | 1 | 0 | 0 | 0 | 0 | 1.2 | 3 | 1 | 0 | 0 | 0 | 0 | 1 | 0 | 0 |

Career Fielding Record


| YEAR | CLUB | POS | PCT. | G | GS | PO | A | E | TC | DP |
|----------------------|--------|----------|--------------|------------|----------|-----------|-----------|----------|-----------|----------|
| 2014 | BOSTON | P | 1.000 | 5 | 0 | 1 | 0 | 0 | 1 | 0 |
| 2015 | BOSTON | P | 1.000 | 32 | 2 | 4 | 3 | 0 | 7 | 0 |
| 2016 | BOSTON | P | 1.000 | 62 | 0 | 2 | 6 | 0 | 8 | 0 |
| 2017 | BOSTON | P | 1.000 | 70 | 0 | 4 | 7 | 0 | 11 | 0 |
| Career Totals | | P | 1.000 | 169 | 2 | 11 | 16 | 0 | 27 | 0 |

Career Single-Game Highs

- INNINGS PITCHED** 5.1, 8/22/15 vs. KC (start)
3.1, 5/25/15 at MIN (relief)
- STRIKEOUTS** 7, 8/17/15 vs. CLE (start)
5, 3 times, last 6/12/17 vs. PHI (relief)
- HITS ALLOWED** 8, 8/22/15 vs. KC (start)
5, 5/25/15 at MIN (relief)
- RUNS ALLOWED** 6, 8/17/15 vs. CLE (start)
5, 8/28/16 vs. KC (relief)
- WALKS ALLOWED** 3, 8/17/15 vs. CLE (start)
3, 8/13/16 vs. ARI (relief)
- HOME RUNS ALLOWED** 1, 2 times, last 8/22/15 vs. KC (start)
2, 2 times, last 6/27/15 at TB (relief)
- EJECTIONS (1)** 4/23/17 at BAL (HP, Andy Fletcher)
- SCORELESS STREAK** 8.0, 9/12-28/15

78 JALEN BEEKS

LHP



Bats: Left • **Throws:** Left • **Height:** 5-11 • **Weight:** 204
Opening Day Age: 24 • **MLB Service:** None
Born: 7/10/1993 in Fayetteville, AR
Resides: Prairie Grove, AR
Acquired: Selected in the 12th round of the 2014 June Draft
Contract Status: Signed through 2018

Career Highlights

- Entering 5th professional season—all with the Red Sox organization—and 1st in ML Spring Training camp.
- Ranked by *Baseball America* as the No. 11 prospect in the Red Sox organization.
- Named 2017 Red Sox Minor League Pitcher of the Year.
- Was teammates with Andrew Benintendi at the University of Arkansas in 2014.
- Participated in the Red Sox Rookie Development Program in January 2018.

2017: Named Red Sox Minor League Pitcher of the Year...Went 11-8 with a 3.29 ERA (53 ER/145.0 IP) and 155 SO between Double-A Portland (9 GS) and Triple-A Pawtucket (17 GS).

- Finished 5th among qualifying Red Sox farmhands in ERA and 2nd in strikeouts.
- Named Red Sox Minor League Pitcher of the Month in both April (3-1, 1.99 ERA) and July (2-1, 1.96 ERA).
- In 9 starts with Portland, went 5-1 with a 2.19 ERA (12 ER/49.1 IP) and a .199 opponent AVG...Held opponents scoreless in 5 of his first 6 Double-A starts.
- Threw a 7.0-inning shutout in Game 1 of a 4/22 doubleheader vs. Trenton (5 H, 2 BB, 7 SO).
- Did not allow a run over 25.0 IP from 4/22-5/18, the 2nd-longest scoreless streak in Portland history.
- Joined Pawtucket on 6/3 and finished 2nd on the team with 97 SO in 95.2 IP (9.13 SO/9.0 IP).
- Allowed 3 or fewer ER in 9 straight starts from 6/9-7/26, going 4-3 with a 2.52 ERA (14 ER/50.0 IP).
- Added to the Red Sox' 40-man roster on 11/20.

2016: Combined with High-A Salem (13 GS) and Double-A Portland (13 GS) to go 9-8 with a 3.87 ERA (57 ER/132.2 IP).

- Held opponents to a .217 AVG with RISP (30-for-138).
- Posted a 2.25 ERA (5 ER/20.0 IP) in 4 starts in April.
- Transferred to Portland on 6/23 and fanned a career-high 10 batters that day vs. Harrisburg.
- Following the season, made 10 relief appearances for Surprise in the Arizona Fall League (12.1 IP, 9 ER, 13 SO).

Jalen Beeks' Career Record

| YEAR | CLUB | W-L | ERA | G | GS | CG | SHO | SV | IP | H | R | ER | HR | HB | BB | SO | WP | BK |
|----------------------------|-------------|--------------|-------------|-----------|-----------|----------|----------|----------|--------------|------------|------------|------------|-----------|-----------|------------|------------|-----------|----------|
| 2014 | GCL Red Sox | 0-0 | 0.00 | 2 | 0 | 0 | 0 | 0 | 5.0 | 3 | 0 | 0 | 0 | 0 | 0 | 8 | 0 | 0 |
| 2015 | Greenville | 9-7 | 4.32 | 26 | 26 | 0 | 0 | 0 | 145.2 | 156 | 82 | 70 | 17 | 4 | 28 | 100 | 3 | 2 |
| 2016 | Salem | 4-4 | 3.07 | 13 | 13 | 1 | 0 | 0 | 67.1 | 67 | 25 | 23 | 9 | 4 | 24 | 55 | 5 | 0 |
| | Portland | 5-4 | 4.68 | 13 | 13 | 0 | 0 | 0 | 65.1 | 72 | 37 | 34 | 6 | 2 | 28 | 56 | 5 | 1 |
| 2017 | Portland | 5-1 | 2.19 | 9 | 9 | 1 | 1 | 1 | 49.1 | 35 | 12 | 12 | 3 | 3 | 22 | 58 | 2 | 0 |
| | Pawtucket | 6-7 | 3.86 | 17 | 17 | 0 | 0 | 0 | 95.2 | 86 | 45 | 41 | 2 | 2 | 33 | 97 | 4 | 0 |
| Minor League Totals | | 29-23 | 3.78 | 80 | 78 | 2 | 0 | 0 | 428.1 | 419 | 201 | 180 | 45 | 15 | 135 | 374 | 19 | 3 |

2014 Signed by the Boston Red Sox as a 12th-round selection in the June Draft

BATTLE TESTED

On 3/9/17, Beeks started an exhibition game against the World Baseball Classic's Team USA and retired 6 of 8 batters faced: Christian Yelich (strikeout), Adam Jones (strikeout), Daniel Murphy (popout), Giancarlo Stanton (groundout), Jonathan Lucroy (flyout), and Brandon Crawford (groundout).

2015: Spent entire year with Single-A Greenville.

- Led Red Sox minor leaguers in innings (145.2).
- Led the Drive in wins (tied, 9), starts (26), innings, and strikeouts (100).
- Had the 5th-lowest unintentional BB/9.0 IP ratio in the South Atlantic League (1.73) and ranked 4th in innings.
- Named Red Sox Minor League Starting Pitcher of the Month for May.
- Was on the DL from 8/13-21 with a left calf strain.

2014: Made 2 appearances for the Rookie-level Gulf Coast League Red Sox in his pro debut.

- On the DL from 7/5-8/18 with left elbow inflammation.

Personal

- Full name is Jalen Christopher Beeks.
- Married his wife, Brie, in October 2014...The couple has 2 children, Breckly and Jack.
- Signed by Chris Mears (Red Sox).
- Made 42 pitching appearances in 2 seasons (2013-14) for the University of Arkansas, going 12-6 with a 2.05 ERA...Was teammates with Andrew Benintendi in 2014.
- Pitched for Crowder Junior College in 2012.
- Graduated in 2011 from Prairie Grove (AR) High School...Struck out 21 batters in a game as a junior in 2010.

In the Community

- As part of the Red Sox Rookie Development Program in January 2018, helped paint murals at the Dimock Center in Roxbury, MA, and visited patients at Boston Children's Hospital.

16 ANDREW BENINTENDI

OF



Bats: Left • **Throws:** Left • **Height:** 5-9 • **Weight:** 187
Opening Day Age: 23 • **MLB Service:** 1 year, 62 days
Born: 7/6/1994 in Cincinnati, OH
Resides: Cincinnati, OH
Acquired: Selected in the 1st round (seventh overall) of the 2015 June Draft
Contract Status: Signed through 2018

Career Highlights

- Enters his 2nd full ML season at only 23 years old.
- Made his ML debut on 8/2/16 at SEA, less than 14 months after being selected by BOS in the 2015 June Draft.
- Is the Red Sox' earliest ever college player selected in a June Draft (7th overall in 2015).
- Finished 2nd in 2017 AL Rookie of the Year voting.
- Named AL Rookie of the Month for August 2017.
- Entered the 2017 season ranked by *Baseball America* as the No. 1 prospect in all of baseball.
- Is the youngest Red Sox player ever to go 5-for-5 or better in a game (22 years, 291 days old on 4/23/17 at BAL) (source: Elias).
- Homered in his 1st career postseason plate appearance (2016 ALDS Game 1 at CLE)...At the time, was the youngest player ever (22 years, 92 days) to hit a post-season HR for the Red Sox (surpassed by Rafael Devers).
- Following his sophomore season at the University of Arkansas in 2015, was named National Player of the Year by Collegiate Baseball and *Baseball America*.
- Also won the Dick Howser Trophy as the top Division I player in the country and the Golden Spikes Award as the nation's top amateur player after his 2015 college season.

2017: In his 1st full ML season, hit .271 (155-for-573) with a .352 OBP, 20 HR, 20 SB, and 90 RBI in 151 games (143 starts).

- Made his 1st career Opening Day roster less than 2 years after being selected in the 2015 June Draft.
- Ranked among the Sox' top 3 leaders in RBI (2nd), hits (3rd), BB (2nd, 70), SB (2nd), and runs (3rd, 84).
- Finished 2nd in BBWAA AL Rookie of the Year voting after receiving 23 2nd-place votes and 6 3rd-place votes for a total of 75 points (1st-Judge, 150 points).
- Earned the Harry Agganis Memorial Award (Red Sox Rookie of the Year) from the Boston Baseball Writers.
- Named 1 of 3 OF on the Topps All-Star Rookie Team.
- Led ML rookies in steals and ranked among rookie leaders in hits (3rd), runs (3rd), RBI (T-3rd), doubles (T-3rd, 26), BB (2nd), and times on base (2nd, 231).
- Joined Ellis Burks (1987) and Nomar Garciaparra (1997) as the only BOS rookies ever with 20+ HR and 20+ SB in a season...The last rookies to do that were Mike Trout (2012), Chris Young (2007), and Carlos Beltrán (1999).
- Prior to Benintendi, the last BOS rookies with 90+ RBI in a season were Nomar Garciaparra (98 in 1997), Fred Lynn (105 in 1975), and Jim Rice (102 in 1975).
- His 70 BB were the most by a Sox rookie since Joe Foy in 1966 (91).

ONE OF A KIND

Benintendi is the only Red Sox rookie ever to:

- Collect 5+ hits in a game multiple times in a season.
 - Go 5-for-5 or better with 2+ HR and 6+ RBI in a game.
 - Have multiple games with 2+ HR and 6+ RBI in a season.
 - Record 2+ HR and 6+ RBI in a game vs. NYY.
 - Hit 5 or more HR vs. NYY on the road in a season.
- *Source: Elias Sports Bureau*

- Had 11 OF assists (all in LF), the most among rookie OF and most among American League LF...It was also the most by a BOS rookie LF since Carl Yastrzemski (11 in 1961).
- Recorded a pair of 5-hit games (4/23 at BAL, 7/4 at TEX), becoming the 1st Red Sox rookie ever with 5+ hits in a game multiple times in a season (source: Elias)... Reached base 5+ times in 4 games.
- Had 3 multi-HR games (6/4 at BAL, 7/4 at TEX, 8/12 at NYY)...The only other Red Sox in the last 50 years (1968-2017) with 3+ multi-HR games in a season before turning 24 are Mookie Betts (5 in 2016) and Jim Rice (3 in 1976).
- Recorded 2 games with 2+ HR and 6+ RBI (7/4 at TEX, 8/12 at NYY)...According to Elias, became only the 5th player ever—and 1st Red Sox—with 2 such games in a rookie season, joining Hal Trosky (1934), Rudy York (1937), Cody Ross (2006), and Max Kepler (2016).
- Among AL batters (min. 100 AB), ranked 5th in AVG with RISP (.351, 47-for-134) and 2nd in OBP with RISP (.460).
- Delivered 2 walk-off RBI and had 4 game-winning RBI in extra innings (6/13 vs. PHI, 7/3 at TEX, 8/13 at NYY, 9/18 at BAL)...According to Elias, the last Red Sox player with 4+ game-winning RBI in extra innings in a single season was Clyde Vollmer in 1951 (also 4).
- Hit 5 HR at Yankee Stadium, breaking a 112-year-old single-season record for the most HR by a rookie against the Yankees on the road (source: Elias); STL's George Stone held the previous record (4 at Hilltop Park in 1905).
- Tied Jim Rice (1983) for the most HR by a Red Sox player vs. NYY on the road in a season (source: Elias).
- Began the season ranked No. 1 in *Baseball America's* Top 100 Prospects list.
- Also entered the season ranked by *Baseball America* as the best hitter for average, best athlete, best defensive outfielder, and as having the best strike zone discipline in the Red Sox organization.

RED SOX ROOKIES WITH 20 HR/20 SB IN A SEASON

| Player | Season |
|--------------------------|----------------------------|
| Ellis Burks | 1987 (20 HR, 27 SB) |
| Nomar Garciaparra | 1997 (30 HR, 22 SB) |
| Andrew Benintendi | 2017 (20 HR, 20 SB) |

🔴 At 22 years and 271 days old, became the Red Sox' youngest Opening Day starter in LF since Carl Yastrzemski in 1962 (22 years, 231 days).

🔴 Had a HR and 3 RBI on 4/3 vs. PIT, becoming the youngest Red Sox ever with 3+ RBI on Opening Day...He also became the youngest Sox player to hit a HR in a season opener at Fenway Park (previous: Bobby Doerr in 1941).

🔴 Reached base in each of his first 10 games.

🔴 Went 5-for-5 on 4/23 at BAL...According to Elias, became the youngest Red Sox player ever to go 5-for-5 or better in a game (previous: Babe Ruth on 5/9/1918).

🔴 Posted a .333/.392/.478 line in April (30-for-90, 15 R)... In the last 40 years (1978-2017), the only other AL rookies to finish April with 30+ hits, 15+ runs, and a .333+ AVG are Ichiro Suzuki (2001) and Austin Jackson (2010).

🔴 Hit .352 (32-for-91) in a 25-game span from 6/4-7/4... Had a career-best 17-game on-base streak from 6/18-7/8.

🔴 Recorded his 1st career multi-homer game on 6/4 at BAL...Hit 4 HR in 7 games from 6/4-12.

🔴 Recorded his 1st career walk-off RBI on 6/13 vs. PHI, a 12th-inning single in a 4-3 Sox win.

🔴 Recorded 4 OF assists in a 10-game span from 6/12-23.

🔴 Broke a 5-5 tie with a 2-RBI double in the 11th inning of the Sox' 7-5 win at TEX on 7/3...Was the 1st Sox rookie with multiple extra-inning, game-winning RBI before August since Nomar Garciaparra in 1997 (source: Elias).

🔴 On 7/4 at TEX, went 5-for-5 with 2 HR, 2B, 6 RBI, and 4 R...According to Elias, the only other rookie ever to go 5-for-5 or better with 2+ HR and 6+ RBI in a game was Kevin Seitzer for the 1987 Royals.

🔴 On 7/14 vs. NYY, drew a game-ending, bases-loaded walk in the 9th inning of a 5-4 win...It marked the Sox' 1st walk-off walk since 9/23/00 vs. BAL (Trot Nixon, 10th inn.), and their 1st vs. NYY since 8/7/56 (Ted Williams, 11th inn.).

🔴 Named AL Rookie of the Month for August, becoming the 1st Red Sox to earn the honor since José Iglesias in June 2013...In 26 games that month, posted a .333/.420/.559 batting line (34-for-102, 6 HR, 5 2B, 19 RBI, 18 R, 9 SB).

🔴 Recorded a career-best 11-game hitting streak from 8/5-18 (17-for-43, 5 HR, .395 AVG).

🔴 Totaled 3 HR and 9 RBI at NYY from 8/11-13...Marked the most RBI by a Red Sox player in a 3-game series at NYY since RBI became an official stat in 1920 (source: ESPN Stats & Info).

🔴 Went 2-for-5 with a pair of 3-run HR on 8/12 at NYY, becoming the 1st rookie ever with 2+ HR and 6+ RBI in a Red Sox-Yankees game (source: Elias)...Also became the 1st Red Sox player age 23 or younger to record 6+ RBI vs. NYY since RBI became an official stat in 1920.

🔴 On 8/13 at NYY, drove in the winning run with a 10th-inning, bases-loaded single (W, 3-2).

🔴 Hit his 1st career pinch-hit HR on 9/25 vs. TOR (8th inn.).

RED SOX WITH MULTIPLE POSTSEASON HOME RUNS BEFORE TURNING 24

| Player | HR |
|--------------------------|----------|
| Reggie Smith | 2 |
| Andrew Benintendi | 2 |
| Rafael Devers | 2 |

POSTSEASON: Started each of the Sox' 4 ALDS games in LF...In Game 4 at Fenway Park, gave the Sox a 3-2 lead with a 2-run HR off Justin Verlander in the 5th inning...It is 1 of only 12 HR that turned a deficit into a lead in Red Sox postseason history.

2016: Made his ML debut despite having never played a game at the Triple-A level...Appeared in 34 games with BOS (30 starts).

🔴 Among the 36 AL rookies with at least 100 PA, ranked 5th in AVG (.295) and 4th in OPS (.835).

🔴 Reached base in 25 of his 30 ML starts...14 of his 31 hits went for extra bases, including 13 of his final 22.

🔴 Also hit .312 (116-for-372) with a .910 OPS in 97 games between High-A Salem and Double-A Portland.

🔴 Earned the Greg Montalbano Minor League Player of the Year award from the Boston Baseball Writers.

🔴 After the season, ranked by *Baseball America* as the Sox' No. 1 prospect, as well as the organization's best hitter for average and as having the best strike zone discipline.

🔴 Also named to the *Baseball America* Minor League All-Star Second Team following the season.

🔴 Recorded a 23-game hitting streak from 4/10-5/6, tied for the longest in Salem history (also Art Howe, 1971 Salem Rebels)...During the streak, hit .391 (36-for-92).

🔴 Named Carolina League Player of the Week on 5/2.

🔴 Promoted to Portland on 5/16...In his last 43 games with the Sea Dogs (6/10-7/31), posted a .340/.408/.629 batting line (54-for-159, 14 2B, 4 3B, 8 HR).

🔴 Went 4-for-5 with 2 HR, 2 2B, and 5 RBI on 7/31 at Binghamton, his final minor league game.

🔴 Named Eastern League Player of the Week on 8/1.

🔴 Selected to the ML roster on 8/2...At the time of his call-up, his 12 triples were tied for the minor league lead and his 76 RBI led all Red Sox farmhands.

🔴 Made his ML debut on 8/2 at SEA (0-for-2)...Entered as a pinch-hitter in the 7th inning and grounded out...Remained in the game in LF and struck out in the 9th.

🔴 Made his 1st ML start the following day (8/3 at SEA)...Started in LF and went 2-for-3...Recorded his 1st ML hit in the 3rd inning, a single to LF off Hisashi Iwakuma...Also singled to RF in the 8th inning.

🔴 Recorded 3 hits in consecutive games on 8/7 at LAD (3-for-4, R, 2 RBI) and 8/9 vs. NYY (3-for-3, 2B, 2 R, RBI).

🔴 Recorded his 1st ML triple on 8/21 at DET in the 6th inning and added his 1st career HR in the 7th...According to Elias, the only other Red Sox ever to record their 1st triple and 1st HR in the same game are Dwight Evans (9/20/72 vs. BAL) and Rico Petrocelli (6/20/65 at CWS).

🔴 At only 22 years old, became the youngest Red Sox player with a HR and a triple in the same game since Dwight Evans on 9/20/72 (20 years old).

Andrew Benintendi, Continued

RED SOX TO HOMER IN 1ST CAREER POSTSEASON PLATE APPEARANCE

| Player | Game |
|--------------------------|-------------------|
| Jose Santiago | 1967 WS-G1 |
| Todd Walker | 2003 DS-G1 |
| Andrew Benintendi | 2016 DS-G1 |

👉 Robbed Steven Souza Jr. of a 2-run HR in LF in the 8th inning on 8/22 at TB, preserving the Sox' 3-0 lead...Had started the game in CF before moving to LF in the 8th.

👉 Removed from the game on 8/24 at TB after injuring his knee while running the bases...Placed on the 15-day DL the following day with a left knee sprain.

👉 Reinstated from the DL on 9/13 and appeared in 13 more games (11 starts) for the Red Sox.

👉 Recorded an extra-base hit in each of his first 4 games back from the DL (9/15-21).

👉 On 9/21 at BAL, gave the Sox a 5-1 lead with a 3-run HR in the 6th inning, his 1st game with at least 3 RBI.

POSTSEASON: Started each of the Red Sox' 3 ALDS games in LF.

👉 Led off the 3rd inning of Game 1 with a HR, becoming the youngest player ever (22 years, 92 days old) to hit a postseason HR for the Red Sox (previous: Reggie Smith, 22 years, 188 days; since surpassed by Rafael Devers).

2015: Made professional debut, combining with Short-A Lowell (35 G) and Single-A Greenville (19 G) to hit .313 (62-for-198) with a .972 OPS.

👉 Drew 35 BB against only 24 SO.

👉 Following the season, ranked by *Baseball America* as the No. 3 prospect in the Red Sox organization and the No. 1 prospect in the New York-Penn League.

👉 Also rated by *Baseball America* as the best defensive OF and as having the best strike zone discipline in the Sox' system.

👉 Named a Short-Season All-Star by *Baseball America*.

👉 Hit .221 in his first 20 games through 7/29, but posted a .362 AVG/.433 OBP/.615 SLG in his final 34 games (47-for-130, 6 2B, 3 3B, 7 HR).

👉 Made his pro debut with Lowell on 7/3 at Connecticut, going 2-for-4 and scoring the winning run in the 9th inning of a 2-1 Spinners victory.

👉 Hit his 1st pro HR the following day at Tri-City, scoring the winning run again on a 2-run shot in the 3rd inning.

👉 Named NYPL Player of the Week on 8/17 after batting .407 (11-for-27, 3 HR) in his final 7 games with Lowell... Recorded his 1st multi-homer game on 8/11 at Tri-City.

👉 Transferred to Greenville on 8/17 and reached base in 18 of 19 games with the Drive...Hit 2 HR in his 2nd game with Greenville on 8/19 at Greensboro.

👉 Hit his 1st professional walk-off HR on 9/3 vs. Savannah, a 2-run shot in the 9th inning of a 6-5 win.

👉 Named Red Sox Minor League Hitter of the Month for August/September, posting a .359/.430/.602 batting line in that time (33 G, 46-for-128, 6 2B, 2 3B, 7 HR).

RED SOX TO RECORD 1ST CAREER HR AND 1ST CAREER TRIPLE IN SAME GAME

| Player | Game |
|--------------------------|-----------------------|
| Rico Petrocelli | 6/20/65 at CWS |
| Dwight Evans | 9/20/72 vs. BAL |
| Andrew Benintendi | 8/21/16 at DET |

Source: Elias

Personal

👉 Full name is Andrew Sebastian Benintendi.

👉 Signed by Chris Mears (Red Sox).

👉 Became the Red Sox' earliest ever college player selected in a June Draft (7th overall in 2015).

👉 Played baseball for 2 seasons at the University of Arkansas, leading the Razorbacks to a College World Series berth in 2015...Became the 3rd-highest draft pick in school history.

👉 Rated by *Baseball America* as the best collegiate pure hitter available in the 2015 June Draft.

👉 Led Division I in HR (20) and ranked 3rd in SLG (.717) in 2015...Won the Dick Howser Trophy as the top D1 baseball player in the country and the Golden Spikes Award as the nation's top amateur player...Also named National Player of the Year by *Baseball America*.

👉 Named 2015 SEC Player of the Year after leading the conference in AVG (.376), OBP (.488), SLG, HR, and BB (50)...Became the 1st Arkansas player ever to win SEC Player of the Year and National Player of the Year honors.

👉 Became the 3rd player in the 81-year history of the SEC to lead the league in HR and AVG (also Rafael Palmeiro in 1984 and Jeff Abbott in 1994).

👉 Named 2014-15 Roy F. Kramer SEC Male Athlete of the Year by a vote of the league's athletics directors.

👉 As a senior in 2013 at Madeira (OH) High School, was named ACBA/Rawlings National High School Player of the Year, Gatorade Ohio Baseball Player of the Year, and a First Team All-American after batting .564 with 12 HR, 57 RBI, and 38 SB...Graduated with the Ohio high school career record in runs scored (199).

👉 Selected by the Cincinnati Reds in the 31st round of the 2013 June Draft, but did not sign.

👉 Also played basketball in high school, earning 2011-12 Division III Co-Player of the Year honors from the *Cincinnati Enquirer* after setting school records in points in a career (1,753) and season (638), career 3-pointers (180), and points per game in a season (25.5).

In the Community

👉 Participated in Red Sox Winter Weekend in January 2017 and 2018, signing autographs, posing for pictures with fans, and taking part in panel discussions.

👉 In 2017, participated in events that benefit the Red Sox Foundation, the BoSox Club, and PALS for Patriots.

👉 Has met with Jimmy Fund patients at Fenway Park and at JetBlue Park in the last 2 seasons.

Andrew Benintendi's Career Record

| YEAR | CLUB | AVG | G | AB | R | H | 2B | 3B | HR | RBI | SH | SF | HB | BB | SO | SB | CS | E |
|------|----------------------------|-------------|------------|------------|------------|------------|-----------|-----------|-----------|------------|----------|----------|----------|-----------|------------|-----------|-----------|----------|
| 2015 | Lowell | .290 | 35 | 124 | 19 | 36 | 2 | 4 | 7 | 15 | 1 | 2 | 1 | 25 | 15 | 7 | 1 | 0 |
| | Greenville | .351 | 19 | 74 | 17 | 26 | 5 | 0 | 4 | 16 | 0 | 1 | 1 | 10 | 9 | 3 | 2 | 1 |
| 2016 | Salem | .341 | 34 | 135 | 30 | 46 | 13 | 7 | 1 | 32 | 0 | 2 | 3 | 15 | 9 | 8 | 2 | 1 |
| | Portland | .295 | 63 | 237 | 40 | 70 | 18 | 5 | 8 | 44 | 0 | 2 | 0 | 24 | 30 | 8 | 7 | 0 |
| | BOSTON | .295 | 34 | 105 | 16 | 31 | 11 | 1 | 2 | 14 | 1 | 1 | 1 | 10 | 25 | 1 | 0 | 1 |
| 2017 | BOSTON | .271 | 151 | 573 | 84 | 155 | 26 | 1 | 20 | 90 | 1 | 8 | 6 | 70 | 112 | 20 | 5 | 5 |
| | Major League Totals | .274 | 185 | 678 | 100 | 186 | 37 | 2 | 22 | 104 | 2 | 9 | 7 | 80 | 137 | 21 | 5 | 6 |
| | Minor League Totals | .312 | 151 | 570 | 106 | 178 | 38 | 16 | 20 | 107 | 1 | 7 | 5 | 74 | 63 | 26 | 12 | 2 |

2013 Selected by the Cincinnati Reds in the 31st round of the June Draft (did not sign)

2015 Signed by the Boston Red Sox as a 1st-round selection (7th overall) in the June Draft

2016 On disabled list with a left knee sprain, 8/25-9/12

Additional Batting Statistics

| YEAR | CLUB | OBP | SLG | OPS | TB | GDP |
|------|----------------------------|-------------|-------------|-------------|------------|-----------|
| 2016 | BOSTON | .359 | .476 | .835 | 50 | 0 |
| 2017 | BOSTON | .352 | .424 | .776 | 243 | 16 |
| | Major League Totals | .353 | .432 | .785 | 293 | 16 |

Division Series Record

| YEAR | CLUB | AVG | G | AB | R | H | 2B | 3B | HR | RBI | SH | SF | HB | BB | SO | SB | CS | E |
|------|-------------------------------|-------------|----------|-----------|----------|----------|----------|----------|----------|----------|----------|----------|----------|----------|----------|----------|----------|----------|
| 2016 | BOS vs. CLE | .333 | 3 | 9 | 1 | 3 | 1 | 0 | 1 | 2 | 0 | 0 | 0 | 0 | 1 | 0 | 0 | 0 |
| 2017 | BOS vs. HOU | .250 | 4 | 16 | 2 | 4 | 0 | 0 | 1 | 2 | 0 | 0 | 0 | 1 | 3 | 0 | 0 | 0 |
| | Division Series Totals | .280 | 7 | 25 | 3 | 7 | 1 | 0 | 2 | 4 | 0 | 0 | 0 | 1 | 4 | 0 | 0 | 0 |

Career Fielding Record

| YEAR | CLUB | POS | PCT. | G | GS | PO | A | E | TC | DP |
|------|----------------------|-----------|-------------|------------|------------|------------|-----------|----------|------------|----------|
| 2016 | BOSTON | OF | .982 | 32 | 30 | 55 | 0 | 1 | 56 | 0 |
| 2017 | BOSTON | OF | .982 | 149 | 143 | 257 | 11 | 5 | 273 | 1 |
| | Career Totals | OF | .982 | 181 | 173 | 312 | 11 | 6 | 329 | 1 |

Career Single-Game Highs

| | |
|-----------------------|----------------------------------|
| HITS | 5, 2 times, last 7/4/17 at TEX |
| DOUBLES | 2, 4 times, last 9/14/17 vs. OAK |
| HOME RUNS | 2, 3 times, last 8/12/17 at NYY |
| RBI | 6, 2 times, last 8/12/17 at NYY |
| RUNS SCORED | 4, 7/4/17 at TEX |
| WALKS | 3, 3 times, last 8/31/17 at NYY |
| STRIKEOUTS | 3, 6 times, last 9/29/17 vs. HOU |
| STOLEN BASES | 2, 2 times, last 8/29/17 at TOR |
| HITTING STREAK | 11, 8/5-18/17 |
| EJECTIONS | None |

Home Run Notes

| |
|--|
| MULTI-HOME RUN GAMES (3) |
| 2-HOME RUN GAMES (3) |
| 6/4/17 at BAL; 7/4/17 at TEX; 8/12/17 at NYY |
| LEADOFF HOME RUNS (0) |
| GRAND SLAMS (0) |
| PINCH-HIT HOME RUNS (1) |
| 9/25/17 vs. TOR off Dominic Leone |
| EXTRA-INNING HOME RUNS (0) |
| GAME-ENDING HOME RUNS (0) |
| INSIDE-THE-PARK HOME RUNS (0) |

Andrew Benintendi

50 OF MOOKIE BETTS



Bats: Right • **Throws:** Right • **Height:** 5-9 • **Weight:** 177
Opening Day Age: 25 • **MLB Service:** 3 years, 70 days
Born: 10/7/1992 in Nashville, TN
Resides: Brentwood, TN
Acquired: Selected in the 5th round of the 2011 June Draft
Contract Status: Signed through 2018

Career Highlights

According to Baseball-Reference, has led the Red Sox in wins above replacement in each of his 3 full ML seasons (6.0 in 2015, 9.5 in 2016, 6.4 in 2017).

Has finished in the top 20 in AL MVP voting in each of the last 3 seasons (2015-19th, 2016-2nd, 2017-6th).

Has started for the AL in each of the last 2 All-Star Games (2016-RF, 2017-CF).

Won Rawlings Gold Glove Awards as a RF in 2016 and 2017...Converted to an OF during the 2014 season after beginning his pro career at 2B.

Also won Fielding Bible Awards in 2016 and 2017 as the majors' top defensive RF.

Earned a 2016 Louisville Slugger Silver Slugger Award.

Earned the Boston Baseball Writers' Thomas A. Yawkey Memorial Award (Red Sox MVP) in 2016 and 2017...Also won their 2015 Jackie Jensen Hustle Award for spirit & determination.

Is the only major leaguer with 40+ doubles in each of the last 3 seasons.

Joins COL's Nolan Arenado as the only players with 100+ RBI and 100+ runs in each of the last 2 seasons.

He and Jose Altuve are the only players with 20+ SB and an .800+ OPS in each of the last 3 seasons.

Is the only Red Sox player ever with 20+ HR and 20+ SB in consecutive seasons (2016-17).

Recorded 63 defensive runs saved from 2016-17, more than any other player at any position (source: FanGraphs).

Named AL Player of the Month for July 2016 and is a 3-time AL Player of the Week (6/22/16, 5/15/17, 7/3/17).

Is the only player since RBI became an official stat in 1920 to record 4+ hits, 2+ HR, and 8+ RBI in a game multiple times (8/14/16 vs. ARI, 7/2/17 at TOR).

His 8 RBI on 7/2/17 at TOR set a Red Sox record (and tied the MLB mark) for single-game RBI as a leadoff hitter.

Already holds Red Sox career records for most leadoff HR (11) and most multi-HR games as a leadoff hitter (7).

Is the only Red Sox ever to hit 3 HR in a game as a leadoff hitter (5/31/16 at BAL) (source: Elias)...Also hit 3 HR on 8/14/16 vs. ARI...The only other Red Sox ever with multiple 3-HR games in a season is Ted Williams (1957).

In 2016, hit 5 HR from 5/31-6/1 at BAL, tying the ML record for HR in a 2-game span...Is the only player in ML history to hit 5 HR in a 2-game span as a leadoff hitter.

Is also the only player in ML history to homer in both the 1st and 2nd inning in consecutive games (source: Elias).

Went 129 regular-season plate appearances without a strikeout from 9/12/16-4/19/17...In those 129 PA, faced 57 different pitchers and hit .353 (41-for-116, 13 BB).

MOOKIE BETTS' STATISTICS, 2015-17

| Stat | AL Rank |
|-------------|--------------------|
| 130 doubles | 1st (1st in MLB) |
| 554 hits | 2nd (3rd in MLB) |
| 218 XBH | 2nd (T-3rd in MLB) |
| 315 runs | 2nd (5th in MLB) |

Made his ML debut in 2014, appearing in 52 games despite having never played above High-A prior to the season.

Named Red Sox Minor League Offensive Player of the Year in both 2013 and 2014.

Reached base in 71 consecutive minor league games (playoffs included) from 8/2/13-5/16/14.

2017: Hit .264 (166-for-628) with an .803 OPS, 24 HR, 46 2B, 102 RBI, and 101 runs scored in 153 games (all starts) for the Red Sox.

Selected as the Thomas A. Yawkey Award winner (Red Sox MVP) by the Boston Baseball Writers.

According to Baseball-Reference, his 6.4 WAR led the Red Sox and ranked 7th in the AL.

Also led the Red Sox in games, runs, hits, doubles, HR, RBI, BB (77), SB (26), XBH (72), SLG (.459), and OPS.

Earned his 2nd All-Star Game selection via the player ballot...Replaced Mike Trout (injury) in the starting lineup (CF), joining Ted Williams (1940-42) as the only Red Sox ever to start multiple All-Star Games before turning 25.

Earned his 2nd consecutive Rawlings Gold Glove Award in RF...Also earned a 2nd consecutive Fielding Bible Award as the majors' top defensive RF.

Was 1 of 8 major leaguers with at least 100 RBI and 100 runs scored...The only other AL players on that list were Justin Upton and Aaron Judge.

Ranked in the top 10 in the AL in runs (6th), doubles (3rd), RBI (T-7th), BB (T-10th), XBH (T-6th), and SB (T-8th).

Posted a career-best 0.97 BB/SO ratio (77 BB, 79 SO)...Among the 64 AL players with 20+ HR, only Mike Trout had a better BB/SO ratio (1.04; 94 BB/90 SO).

Became the 1st Red Sox player ever with 20+ HR and 20+ SB in consecutive seasons...The only other Red Sox player with multiple 20/20 seasons is Jackie Jensen (1954, '59)...Also became the 1st Red Sox player ever with 15+ HR and 15+ SB in 3 straight seasons.

Became only the 3rd Red Sox player ever to record 40+ doubles in 3 consecutive years, joining Wade Boggs (1985-91) and Jody Reed (1989-91).

MOST DEFENSIVE RUNS SAVED, 2016-17

| Player (Pos.) | DRS |
|--------------------------|-----------|
| Mookie Betts (OF) | 63 |
| Andrelton Simmons (SS) | 50 |
| Nolan Arenado (3B) | 40 |
| Kevin Pillar (OF) | 36 |

Source: FanGraphs

👉 Joined Ted Williams as the only Red Sox players ever to record 100+ RBI in consecutive seasons before turning 25...He and Williams are also the only Red Sox with multiple 100-RBI/100-R seasons before turning 25.

👉 Ranked as the AL's best baserunner in the *Baseball America* Best Tools survey during the season.

👉 Led all players at all positions in ultimate zone rating (20.5), according to FanGraphs...Also ranked 2nd among all players in defensive runs saved (31).

👉 Was twice named AL Player of the Week (5/8-14 and 6/26-7/2), his 2nd and 3rd career weekly honors.

👉 Recorded 3 multi-HR games (2 as a leadoff hitter).

👉 Had 4 games with 3+ XBH, tied with Nolan Arenado for most in MLB.

👉 Made his 3rd consecutive Opening Day start on 4/3 vs. PIT, batting 3rd and playing RF.

👉 Named AL Player of the Week for 5/8-14...In that time, went 9-for-24 (.375) and led the AL in HR (tied, 3), XBH (7), RBI (11), runs (tied, 8), and total bases (22).

👉 Went 4-for-5 with a career-high 3 2B on 6/12 vs. PHI.

👉 Hit 2 HR out of the leadoff spot on 6/13 vs. PHI, setting a Red Sox career record for most multi-homer games as a leadoff hitter (6)...Johnny Damon held the previous record (5).

👉 On 6/16 at HOU, broke a 1-1 tie with a solo HR in the 8th inning of a 2-1 win.

👉 Named AL Player of the Week for 6/26-7/2...Led the majors in hits (14), RBI (11), and total bases (tied, 25) in that time, going 14-for-29 (.483) with 3 HR.

👉 On 7/2 at TOR, went 4-for-6 with 2 HR and 8 RBI...Set a Red Sox record for single-game RBI as a leadoff hitter.

👉 Also tied the MLB mark for single-game RBI as a leadoff hitter, becoming the 5th player to record 8 RBI from the top spot (also Ronnie Belliard in 2003, Jim Northrup in 1973, Bill Glynn in 1954, and Augie Bergamo in 1945).

👉 Was the AL's starting CF in MLB's 88th All-Star Game at Marlins Park on 7/11...Batted 9th and went 0-for-2...Threw out Nolan Arenado at 2B in the 4th inning.

👉 Was the only major leaguer with 15+ HR and 15+ SB at the All-Star break (16 HR, 15 SB), marking the 2nd consecutive season he reached those totals before the break...The only other Red Sox player to do that in even 1 season is Carl Yastrzemski (1970, 21 HR, 16 SB).

👉 Did not play on 7/26 at SEA, after starting each of the Sox' 98 games from 4/9-7/25...Was the club's longest streak since Mo Vaughn started 153 consecutive games in 1997-98 (source: Elias).

👉 Recorded an 18-game on-base streak from 8/15-9/2, the longest by a Red Sox player in 2017.

👉 Entered September with 78 RBI, but drove in 24 runs in his final 24 games (beginning 9/1).

MAKING CONTACT

Betts struck out swinging against Francisco Liriano in the 4th inning on 4/19 at TOR, snapping a streak of 129 regular-season plate appearances without a strikeout (last: 9/12/16 vs. BAL)...In those 129 PA, Betts faced 57 different pitchers and hit .353 with a .419 OBP (41-for-116, 13 BB).

👉 According to Elias, the last Red Sox player with a streak as long as Denny Doyle (159 in 1975)...Elias also notes that it was the longest streak by any player since Juan Pierre (147 in 2004).

👉 Betts did not strike out from 9/13/16-4/18/17; in that time, 322 players struck out 10+ times, 155 struck out 20+ times, 46 struck out 30+ times, and 8 struck out 40+ times.

👉 Scored the winning run in the Sox' 3-2, 19-inning win vs. TOR on 9/5...Went 3-for-7 with 2 2B in the game.

👉 On 9/12 vs. OAK, had 2 HR, a triple, and 6 RBI.

👉 In the Sox' 5-4 win at CIN on 9/24, recorded 2 OF assists, tied the game at 4-4 with a 3-run double in the 8th inning, and scored the winning run...It marked his 1st career game with multiple OF assists.

👉 Went 2-for-3 with a HR and 3 runs scored in the Sox' AL East-clinching win over HOU on 9/30.

POSTSEASON: Hit safely in each of the Sox' 4 ALDS games vs. HOU, going 5-for-16 (.313) with 2 2B.

2016: Won Rawlings Gold Glove and Louisville Slugger Silver Slugger Awards...Finished 2nd in AL MVP voting, started the MLB All-Star Game in RF, and was named a *Sporting News* All-Star.

👉 Ranked 2nd among ML position players in WAR (9.6), according to Baseball-Reference (Trout-10.6).

👉 Selected as the Thomas A. Yawkey Award winner (Red Sox MVP) by the Boston Baseball Writers.

👉 Led the Sox in AVG (.318), runs (122), hits (214), and SB (26), and ranked 2nd behind David Ortiz in doubles (42), HR (31), XBH (78), RBI (113), SLG (.534), and OPS (.897).

👉 Ranked among ML leaders in hits (2nd), runs (T-2nd), doubles (T-6th), XBH (T-7th), RBI (5th), AVG (7th), SLG (16th), and OPS (18th)...Also ranked 6th in the AL and 17th in MLB with 26 steals in only 30 attempts.

👉 Won the Wilson Defensive Player of the Year and Fielding Bible Awards as the top defensive RF in the majors...Was also selected by Wilson as the best overall defensive player at any position.

👉 His 32 defensive runs saved were 10 more than any other major leaguer at any position (source: FanGraphs).

👉 Honored by the Negro Leagues Baseball Museum Legacy Awards as the AL MVP (Oscar Charleston Award).

👉 At 23 years old, became the youngest Red Sox to win a Gold Glove Award at any position since Fred Lynn earned the honor in 1975 as a 23-year-old OF.

👉 Was the 7th Red Sox to earn Gold Glove and Silver Slugger Awards in the same season (see pg. 73).

👉 His 214 hits were tied for the 3rd-highest single-season total in franchise history, the most ever by a Red Sox right-handed batter.

Mookie Betts, Continued

MOST MULTI-HOMER GAMES BEFORE TURNING 25, RED SOX HISTORY

| Player | Games |
|---------------------|-----------|
| Jim Rice | 12 |
| Mookie Betts | 10 |
| Ted Williams | 8 |

🔴 Joined Johnny Pesky (205 hits in 1942) as the only Red Sox ever with 200 hits in a season before turning 24.

🔴 Was the only OF in MLB with 200+ hits in 2016.

🔴 Joined Ted Williams (1939, '41) as the only Red Sox ever with 30+ HR & 100+ RBI in a season before turning 24.

🔴 Became the 4th Red Sox to score 100 runs in a season prior to turning 24 (also Fred Lynn-1975, Johnny Pesky-1942, and Ted Williams-1939-42).

🔴 Became only the 6th Red Sox ever to record 30+ HR, 40+ 2B, and 100+ RBI in a season, joining Ted Williams (twice), Fred Lynn, Manny Ramirez, Jacoby Ellsbury, and David Ortiz (4 times).

🔴 Hit 6 leadoff HR, the 2nd-highest single-season total in Red Sox history (Nomar Garciaparra, 7 in 1997).

🔴 Joined Jacoby Ellsbury (2011) as the only Red Sox with 30+ HR and 25+ SB in a season.

🔴 Recorded multiple HR and 5+ RBI 4 times in 2016, tied for the most such games by a Red Sox in a single season... Jimmie Foxx also had 4 such games in his 1938 AL MVP season (source: ESPN Stats & Info).

🔴 Ranked 1st in the AL and 2nd in MLB among OF with a .997 fielding percentage, committing only 1 error in 361 chances...Tied for the ML lead with 4 double plays as an OF...The last Red Sox RF with 4+ double plays in a season were Trot Nixon in 2000 (4) and Dwight Evans in 1980 (7).

🔴 Ranked T-4th among OF with 14 assists...The only other Red Sox RF since 1960 with 14+ assists in a season is Dwight Evans (4 times).

🔴 His average of 9.13 PA/SO ranked 8th in the AL...Had the majors' 2nd-best PA/SO ratio among players with 30+ HR (Beltre-9.70).

🔴 Led MLB in AVG with 2 outs (.382)...Also batted above .300 with RISP (.355) and with RISP & 2 outs (.404).

🔴 Led MLB with 113 hits at home, the most by a Red Sox since Nomar Garciaparra had 118 in 2003.

🔴 Served as the Sox' leadoff hitter from the start of the season through 8/9...At the time he moved down in the order on 8/10, he led all leadoff hitters in hits (147), doubles (32), triples (tied, 5), HR (23), XBH (60), and RBI (74).

🔴 Hit .408 (31-for-76) with 9 HR in 19 games vs. BAL... According to Elias, the last Red Sox player with a .400 AVG and 8+ HR against 1 team over an entire season was Ted Williams vs. CLE in 1957 (18 G, .474, 9 HR).

🔴 His 8 HR at Camden Yards tied for the most ever by a Red Sox in a single season as a visitor in a single ballpark; Jimmie Foxx had 8 HR at STL's Sportsman's Park in 1939 (source: Elias).

🔴 Elias also notes that Betts became 1 of 4 players since 1900 to hit at least 7 HR in their first 5 games at a park in a season; the others are Lou Gehrig at Cleveland's League Park in 1930 (7), Willie Mays at Milwaukee County Stadium in 1961 (7), and Carlos Beltrán at Wrigley Field in 2004 (7).

🔴 At 23 years old, became the Sox' youngest Opening Day starter in RF since Phil Plantier (23 in 1993).

🔴 Gave the Red Sox a 2-0 lead with a 2-run, 3rd-inning HR on 4/5 at CLE, his 2nd Opening Day homer in as many years (also 4/6/15 at PHI).

🔴 Became only the 7th Red Sox to go deep in consecutive years on Opening Day, joining Carl Yastrzemski (1973-74), Dwight Evans (1985-86), Jim Rice (1985-86), Tim Lincecum (1996-97), Trot Nixon (2001-02), and Dustin Pedroia (2009-10)...Is the only player in that group to accomplish the feat before turning 24.

🔴 In the Sox' home opener on 4/11 vs. BAL, led off the bottom of the 9th with a HR in his 1st PA against a LHP in 2016...Marked his 2nd straight Red Sox home opener with a HR (also 4/13/15 vs. WSH).

🔴 Collected 2 triples, a double, and a single on 4/22 at HOU...At 23 years and 198 days old, became the youngest Red Sox player with multiple triples in a game since Dwight Evans on 5/21/74 vs. NYY (22 years, 199 days).

🔴 Tied a Red Sox record by recording an RBI in 7 consecutive games as a leadoff hitter from 5/9-15, later matching that streak from 7/26-8/1...The only other Red Sox to accomplish the feat are Chuck Schilling in 1961 (7/27-8/3) and Dom DiMaggio in 1940 (8/15-21).

🔴 On 5/21 vs. CLE, recorded 5 RBI and 2 HR, including a grand slam...Elias notes that Betts became the 4th Red Sox to hit 2 HR, including a grand slam, from the top slot in the lineup (also Ellis Burks, Bobby Doerr, Roy Johnson).

BETTS TIES MAJOR LEAGUE RECORD WITH 5 HR IN 2-GAME SPAN

🔴 Hit 3 HR on 5/31 at BAL and had 2 HR the following day, also at BAL...Tied a ML record for HR in a 2-game span (5)...The only other Red Sox to accomplish the feat are Nomar Garciaparra (July 21 & 23, 2002) and Carl Yastrzemski (May 19-20, 1976).

🔴 Became the 1st player in ML history to hit 5 HR in a 2-game span as a leadoff hitter.

🔴 At 23 years old, became the 2nd-youngest player in ML history to hit 5 HR in a 2-game span...The only player to accomplish the feat at a younger age was Bryce Harper (May 6 & 8, 2015, 22 years old).

🔴 Became the 1st player in ML history to homer in both the 1st and 2nd inning in consecutive games...Prior to 2016, no Red Sox leadoff hitter had ever homered in each of the first 2 innings of any game...Was the 1st Red Sox batter to accomplish the feat from any position in the lineup since Manny Ramirez on 8/31/04 vs. ANA (David Ortiz homered twice in the 1st inning on 8/12/08 vs. TEX).

🔴 His 3 HR tied a Red Sox single-game record...Became the 1st leadoff hitter in Red Sox history to hit 3 HR in a game, and the majors' 1st leadoff hitter to accomplish the feat since Melvin Upton Jr. on 9/9/12 for TB vs. TEX.

Source: Elias Sports Bureau

Mookie Betts, Continued

👉 On 6/1 at BAL, became the 1st player to score 50 runs in 2016 (in BOS' 53rd game)...According to Elias, the last Red Sox to reach 50 runs that quickly into a season were Ted Williams, Vern Stephens & Johnny Pesky, all in 1950.

👉 Hit a game-winning solo HR on 6/19 vs. SEA, breaking a 1-1 tie in the 7th inning of the Sox' 2-1 win.

👉 Hit a game-tying, 2-out, 2-run HR in the 9th inning on 6/24 at TEX, helping the Sox earn an 8-7 win (trailed 6-0).

👉 Selected to start the 87th MLB All-Star Game (7/11 at SD) in RF via the fan ballot, his 1st selection to the midsummer classic...Went 1-for-2 with a run scored.

👉 Joined Xander Bogaerts as the 3rd pair of teammates—each age 23 or younger—to start the All-Star Game (source: Elias)...The others to do that were Ted Williams (LF) and Bobby Doerr (2B) of the 1941 Red Sox, and the Angels' Jim Fregosi (SS) and Dean Chance (P) in 1964.

👉 With 18 HR and 15 SB, joined Carl Yastrzemski (1970; 21 HR/16 SB) as the only Red Sox with 15+ SB and 15+ HR at the All-Star break...Joined Ted Williams (1946, '49, '50) as the only Red Sox to score 75+ runs before the break.

👉 Hit leadoff HRs on 7/21 and 7/22 vs. MIN, his 2nd time in 2016 accomplishing the feat in consecutive games (also 5/31-6/1 at BAL).

👉 Elias notes that Betts is 1 of only 4 players in the modern era (since 1900) to hit leadoff homers in back-to-back games multiple times in a single season...The others are Brady Anderson (1996 w/BAL), Craig Biggio (2001 w/HOU), and Alfonso Soriano (2007 w/CHC).

👉 Named AL Player of the Month for July...In 23 games, led the AL in doubles (10), XBH (16), and total bases (62, 1st in MLB)...Also ranked 1st in SLG (.653) and OPS (1.068), 2nd in AVG (.368), and 3rd in OBP (.415) (min. 75 AB).

👉 Hit .378 with a 1.086 OPS in August (45-for-119, 9 HR)...During the month, led the AL in hits and RBI (tied, 27).

👉 Had 3 HR and 8 RBI on 8/14 vs. ARI (see box below).

👉 Recorded 2+ HR and 5+ RBI for the 4th time of the season in a 5-3 win at BAL on 8/16 (2-for-4, 2 HR, 5 RBI).

👉 Went 5-for-5 with 5 singles on 8/26 vs. KC, his 1st career 5-hit game...Became the 1st Red Sox ever with 5+ singles in a game as the cleanup hitter (source: Elias).

👉 Did not strike out in his final 78 regular season plate appearances, beginning with his final PA on 9/12 vs. BAL.

👉 Went 0-for-4 with an RBI on 9/27 at NYY, snapping a 38-game on-base streak on the road...Was the longest such streak by a Red Sox since Wade Boggs reached in 44 straight road games in 1987.

POSTSEASON: Started each of the Red Sox' 3 ALDS games in RF...Reached base in all 3 games.

2015: Hit .291 (174-for-597) with 92 R, 42 2B, 8 3B, 18 HR, 77 RBI, and 21 SB in his 1st full ML season at age 22.

👉 Led the Sox in runs, doubles, and triples as the team's youngest primary leadoff hitter since Ellis Burks in 1987.

👉 Finished T-19th in BBWAA AL MVP voting.

👉 Received the Jackie Jensen Hustle Award from the Boston Baseball Writers, presented each year to a Red Sox player for spirit and determination.

👉 Was worth 6.0 wins above replacement according to Baseball-Reference, tied for 7th-best in the AL.

👉 His 68 XBH were the most by a Red Sox in a season, all before turning 23, in 75 years...Ted Williams (80) and Bobby Doerr (69) accomplished the feat in 1940.

👉 Finished 2015 with a career .291 AVG and 54 2B, 23 HR, and 28 SB in 197 games...Since 1900, no other major leaguer had reached his career totals in 2B, HR, and SB prior to his 200th ML game (source: Elias).

👉 His 23 career HR were the most by a Red Sox at 22 years old or younger since Jim Rice hit 23 from 1974-75.

👉 Was the hardest player to double up in the majors, grounding into just 2 double plays in 597 AB (298.5 AB/GIDP)...Went 323 AB before his 1st GIDP, most by a Red Sox to begin a season since Otis Nixon in 1994 (398 AB).

👉 Topped the majors with 69 RBI and 60 XBH from the leadoff spot in only 117 starts batting 1st, most by a Red Sox at age 22 or younger since at least 1914.

👉 Led the Sox with 10 outfield assists, all from CF.

👉 Placed on the 7-day concussion DL on 7/29...In 48 games following 8/11 activation, hit .340 (71-for-209) with 8 HR, 29 RBI, and a .941 OPS...Ranked 2nd in the AL in that time in hits and total bases (tied, 116).

👉 Had the team's 2 longest hit streaks in 2015, a 13-gamer from 6/11-26 and an 18-gamer from 8/24-9/13...Was the 3rd Red Sox to hit in 18 straight games before turning 23 years old, along with Ted Williams in 1941 (23 games) and Bobby Doerr in 1939 (18).

👉 Had a career-high 36-game on-base streak from 8/24-10/3 (.360/.416/.607, 54-for-150, 14 2B, 7 HR).

👉 Went 2-for-4, HR, BB as Boston's leadoff man and CF on Opening Day, 4/6 at PHI...At 22, was the youngest Red Sox with an Opening Day HR since Tony Conigliaro (20 in 1965).

👉 Was the club's youngest Opening Day leadoff hitter since Rico Petrocelli (21 in 1965) and youngest Opening Day CF since Tony Conigliaro (19 in 1964).

👉 In BOS' home opener on 4/13 vs. WSH, became the 1st Red Sox leadoff hitter with at least 1 HR, 4 RBI, and 2 SB in a game since RBI became official in 1920.

BETTS DRIVES IN 8 RUNS, RECORDS SECOND 3-HR GAME OF 2016

Betts went 4-for-6 with 3 HR and a career-high 8 RBI on 8/14 vs. ARI...According to the Elias Sports Bureau:

👉 At 23 years and 312 days old, Betts became the youngest major leaguer to record two 3-HR games in a single season...The oldest player with multiple 3-HR games in a season is Ted Williams (38 years old in 1957).

👉 Betts tied the Red Sox single-game HR record, accomplished 29 times by 23 different players...Jim Rice (2), Mo Vaughn (2), Nomar Garciaparra (2), Ted Williams (3), and Betts (2) accomplished the feat multiple times, but Betts and Williams (1957) are the only ones to record multiple 3-HR games in a single season.

👉 Betts homered in the 1st and 2nd innings, his 3rd time accomplishing that feat in 2016...In the expansion era (since 1961), the only other player to record 3 such games in a season is Carlos Beltrán (2012 Cardinals).

Mookie Betts, Continued

HITS IN A SEASON, RED SOX RIGHT-HANDED BATTERS

| Rk. | Player (Season) | Hits |
|-----|-----------------------|------|
| 1. | Mookie Betts (2016) | 214 |
| 2. | Dustin Pedroia (2008) | 213 |
| | Jim Rice (1978) | 213 |

👉 In that home opener, robbed Bryce Harper of a HR in the top of the 1st inning, then hit a 3-run HR in the 2nd...Stole 2B and 3B on the same play in the bottom of the 1st inning with WSH in a shift for David Ortiz.

👉 Had his 1st career walk-off hit on 4/27 vs. TOR (9th-inning single).

👉 On 5/5 vs. TB, accounted for both Red Sox runs in a 2-0 win with a pair of solo HR, his 1st career multi-HR game...Went deep in the 6th inning, the team's 1st hit of the game, and again in the 8th.

👉 Was the youngest Red Sox with a multi-HR game since Jim Rice in 1975 and the club's youngest leadoff hitter to do it since Bobby Doerr at 21 in 1939.

👉 According to Elias, became just the 2nd leadoff hitter in MLB history to hit at least 2 HR and drive in all of his team's runs in a shutout, along with LAD's Carl Crawford on 4/28/13 vs. MIL (2 solo HR).

👉 Earned 1st career AL Player of the Week Award for 6/15-21...Led MLB with a .581 AVG, a 1.594 OPS, 18 hits, 19 times on base, and 31 total bases in those 7 days.

👉 Hit the team's only leadoff homer of the year on 6/20 at KC off Edinson Volquez.

👉 Became the youngest Red Sox ever with a multi-HR game at NYY when he went deep twice on 9/30.

2014: Appeared in 52 ML games at only 21 years old, despite having never played above High-A before 2014...Hit .291 (55-for-189) over 3 ML stints.

👉 Named Red Sox Minor League Offensive Player of the Year for the 2nd time, leading the Sox farm system with a .346 AVG (138-for-399)...Posted a .431 OBP.

👉 In 151 games between Double-A, Triple-A, and MLB, hit .328 (193-for-588) with 42 2B, 6 3B, 16 HR, 83 RBI, 82 BB, 81 SO, 40 SB, a .411 OBP, and a .502 SLG.

👉 Reached base via hit or walk in 92 of 99 minor league games.

👉 Named to *Baseball America's* MLB All-Rookie Team and Minor League All-Star First Team as a 2B.

👉 Tabbed Red Sox Minor League Player of the Year by both the Boston Baseball Writers and *Baseball America*.

👉 Selected to the U.S. roster in the SiriusXM All-Star Futures Game.

👉 Ranked by *Baseball America* as the Eastern League's best defensive 2B.

👉 Among Red Sox with 200+ PA, ranked 2nd in OBP (.368) and OPS (.812)...Reached base in 42 of 50 starts.

👉 His .368 OBP ranked 2nd among ML rookies with 200+ PA (CWS' Jose Abreu, .383)...Joined Ted Williams (.436 in 1939, .442 in 1940) as the only Red Sox ever to post an OBP that high at age 21 or younger (min. 200 PA).

👉 Played his first 38 ML games in the OF...His last 14 games (beginning 9/13) were all at 2B.

RED SOX WITH MULTIPLE GAMES OF 2+ HR, 6+ RBI IN A SINGLE SEASON

| Player | G | Year |
|-----------------------|----------|-------------|
| Jimmie Foxx | 3 | 1938 |
| Ted Williams | 2 | 1949 |
| Hanley Ramirez | 2 | 2016 |
| Mookie Betts | 2 | 2017 |

*Source: Elias Sports Bureau

👉 Selected to BOS' ML roster on 6/28 and made ML debut the next night at NYY, singling off Chase Whitely in the 4th inning for his 1st hit.

👉 Hit his 1st HR on 7/2 vs. CHC, a 5th-inning shot off Carlos Villanueva.

👉 Returned for 3rd ML stint on 8/18 and started all 39 remaining Red Sox games...In that time, led the team in XBH (15), AVG (.304), SLG (.466), and OPS (.857).

👉 Hit 1st career grand slam on 8/29 at TB in the 2nd inning off Chris Archer...At 21 years and 327 days old, was the youngest Red Sox with a slam since Tony Conigliaro on 8/24/65 vs. WSH (20 years old).

👉 Took over as Boston's leadoff hitter on 9/6 and batted .305 (25-for-82) with a .387 OBP in that role over the last 21 games of the season.

👉 Hit 1st career leadoff HR on 9/21 at BAL...Was the youngest Red Sox with a leadoff shot since Bobby Doerr on 8/1/39 vs. CLE's Bob Feller (21 years old).

👉 Chosen as Eastern League Player of the Month for April...In 22 April games, led the league in AVG (.430), hits (40), XBH (15), total bases (64), runs (30), OBP (.481), SLG (.688), and OPS (1.169).

👉 Led off the Sea Dogs' season with a HR on 4/3 at Reading...Earned EL Player of the Week honors for 4/3-12.

👉 Named Red Sox Minor League Hitter of the Month and Defensive Player of the Month for April (.430, 40-for-93, 10 2B, 4 HR, 13 RBI, 11 BB, 0 E)...His 40 hits, 10 2B, and 10 SB tied Portland franchise records for April.

👉 Was Boston's Minor League Base Stealer of the Month for June (12 SB, 0 CS).

👉 Reached base in 36 straight games to begin the year...On 5/17, drove in 2 runs but snapped a 71-game on-base streak between 2013 (High-A Salem regular and postseason) and 2014 in Portland...In those games, had a .404/.478/.617 line (112-for-277, 22 2B, 2 3B, 11 HR, 39 BB).

👉 Promoted to Triple-A on 6/3 and hit .335 (62-for-185) in 45 games for the PawSox.

2013: Named Red Sox Minor League Offensive Player of the Year...Hit .314 (145-for-462) between Single-A Greenville and High-A Salem.

👉 Selected to *Baseball America's* Minor League All-Star 2nd Team.

👉 Began the season with the Drive and was named to the South Atlantic League Mid-Season All-Star Team.

👉 Played no defensive position other than 2B.

👉 Led Red Sox minor leaguers in total bases (234), doubles (tied, 36), SB (38), and SLG (.506, min. 250 AB).

👉 Named both Red Sox Minor League Hitter and Base Runner of the Month for May.

LEADING OFF

According to Elias, there have been only 4 instances of a Red Sox player hitting a lead-off homer in consecutive games, 2 of which have been recorded by Betts:

| Player | Games |
|---------------------|-----------------------------|
| Harry Hooper | *5/30/1913 at WSH |
| Mike Aviles | 5/19-20/2012 at PHI |
| Mookie Betts | 5/31-6/1/2016 at BAL |
| Mookie Betts | 7/21-22/2016 vs. MIN |

*Doubleheader

RED SOX TO WIN GOLD GLOVE AND SILVER SLUGGER AWARDS IN SAME SEASON

| Player | Year |
|---------------------|-------------|
| Dwight Evans | 1981 |
| Ellis Burks | 1990 |
| Jason Varitek | 2005 |
| Dustin Pedroia | 2008 |
| Adrián González | 2011 |
| Jacoby Ellsbury | 2011 |
| Mookie Betts | 2016 |

- 👉 Matched the longest hit streak of the season in the SAL with a 19-gamer from 5/5-25.
- 👉 Named SAL Player of the Week for 5/6-12.
- 👉 Promoted to Salem on 7/9 and named the Red Sox Minor League Base Stealer of the Month for July.
- 👉 Twice selected as Carolina League Player of the Week: 8/5-11, 8/19-25.
- 👉 Named Red Sox Minor League Hitter of the Month for August/September (.404, 46-for-114).
- 👉 Closed out the regular season with a 30-game on-base streak, longest in the CL all year (.418, 46-for-110).
- 👉 Reached safely in 10 of 20 PA in postseason play for the CL Champion Salem Sox (.412, 7-for-17).
- 👉 Also played for Arizona Fall League Champion Surprise...Named to the West Division Fall Stars Team.
- 👉 Following the season, ranked by *Baseball America* as the No. 75 prospect overall, as well as the Red Sox' No. 7 prospect and best athlete.

2012: Led Short-A Lowell with 31 RBI in 71 games.

- 👉 Made 58 starts at 2B and 12 at SS.
- 👉 Named Red Sox Minor League Base Stealer of the Month for August/September (9 SB, 0 CS).

2011: Played 1 game for the Rookie-level Gulf Coast League Red Sox in his pro debut, starting at SS on 8/26 vs. the GCL Twins.

Personal

- 👉 Full name is Markus Lynn Betts...Named after former NBA point guard Mookie Blaylock.
- 👉 Signed by Danny Watkins (Red Sox).
- 👉 Participated in the Professional Bowlers Association's World Series of Bowling in 2015 and 2017...Finished 210th out of 238 bowlers in 2015 with an average score of 190, and T-158th out of 195 in 2017 (205.6).
- 👉 Has bowled several perfect games in his life, including 1 in the final qualifying round of the 2017 World Series of Bowling on 11/12/17.
- 👉 Was a part of ESPN's broadcast of the PBA Championship in Reno, NV, in December 2015.
- 👉 Graduated in 2011 from John Overton (TN) High School...Was also a member of the baseball and basketball teams and was a standout bowler.
- 👉 His uncle, Terry Shumpert, played in 854 ML games with KC (1990-94), BOS (1995), CHC (1996), SD (1997), COL (1998-2002), and TB (2003).

In the Community

- 👉 In August 2017, partnered with Pitching in for Kids and One Mission to host "Mookie's Big League Bowl" in Boston, an event that raised funds to help improve the lives of children and families in New England.
- 👉 Has also hosted a bowling tournament and fundraiser in Tennessee in each of the last 3 offseasons.
- 👉 Has participated in several other bowling events to support various charities, including David Price's Project One Four and the Chris Paul Family Foundation.
- 👉 Signed autographs and posed for pictures with fans at Red Sox Winter Weekend each year from 2015-17.
- 👉 In 2017, spent time with a child as part of the Make-A-Wish program in August and again in September.
- 👉 Provided a fielding lesson at Fenway Park as part of an auction item in July 2017.
- 👉 Has interacted with Jimmy Fund patients at Fenway Park and at JetBlue Park in Fort Myers, FL.
- 👉 Has also interacted with children from The BASE.
- 👉 Has been a regular participant in events that benefit the Red Sox Foundation.
- 👉 In May 2016, co-hosted the Pitching in for Kids Comedy Celebration and Auction.
- 👉 In 2015, participated in the Fort Myers "Day of Service".
- 👉 In October 2015, served as third base coach for his former travel team, the Dulins Dodgers, during part of the Wood Bat Association World Championship in Jupiter, FL.
- 👉 Met and visited with Jimmy Fund patients and painted murals at the Curley K-8 School in Boston during the Red Sox Rookie Development Program in 2014.

Mookie Betts

Mookie Betts, Continued

Mookie Betts' Career Record

| YEAR | CLUB | AVG | G | AB | R | H | 2B | 3B | HR | RBI | SH | SF | HB | BB | SO | SB | CS | E |
|------|----------------------------|-------------|------------|-------------|------------|------------|------------|-----------|-----------|------------|----------|-----------|----------|------------|------------|-----------|-----------|-----------|
| 2011 | GCL Red Sox | .500 | 1 | 4 | 0 | 2 | 0 | 0 | 0 | 2 | 0 | 0 | 0 | 0 | 0 | 1 | 0 | 3 |
| 2012 | Lowell | .267 | 71 | 251 | 34 | 67 | 8 | 1 | 0 | 31 | 2 | 4 | 3 | 32 | 30 | 20 | 4 | 15 |
| 2013 | Greenville | .296 | 76 | 277 | 63 | 82 | 24 | 1 | 8 | 26 | 3 | 1 | 1 | 58 | 40 | 18 | 2 | 12 |
| | Salem | .341 | 51 | 185 | 30 | 63 | 12 | 3 | 7 | 39 | 1 | 1 | 1 | 23 | 17 | 20 | 2 | 6 |
| 2014 | Portland | .355 | 54 | 214 | 56 | 76 | 18 | 3 | 6 | 34 | 0 | 3 | 1 | 35 | 20 | 22 | 3 | 4 |
| | Pawtucket | .335 | 45 | 185 | 31 | 62 | 12 | 2 | 5 | 31 | 0 | 0 | 0 | 26 | 30 | 11 | 4 | 1 |
| | BOSTON | .291 | 52 | 189 | 34 | 55 | 12 | 1 | 5 | 18 | 1 | 0 | 2 | 21 | 31 | 7 | 3 | 4 |
| 2015 | Portland | .500 | 1 | 4 | 1 | 2 | 0 | 0 | 1 | 1 | 0 | 0 | 0 | 0 | 0 | 0 | 0 | 0 |
| | BOSTON | .291 | 145 | 597 | 92 | 174 | 42 | 8 | 18 | 77 | 3 | 6 | 2 | 46 | 82 | 21 | 6 | 5 |
| 2016 | BOSTON | .318 | 158 | 672 | 122 | 214 | 42 | 5 | 31 | 113 | 0 | 7 | 2 | 49 | 80 | 26 | 4 | 1 |
| 2017 | BOSTON | .264 | 153 | 628 | 101 | 166 | 46 | 2 | 24 | 102 | 0 | 5 | 2 | 77 | 79 | 26 | 3 | 5 |
| | Major League Totals | .292 | 508 | 2086 | 349 | 609 | 142 | 16 | 78 | 310 | 4 | 18 | 8 | 193 | 272 | 80 | 16 | 15 |
| | Minor League Totals | .316 | 299 | 1120 | 215 | 354 | 74 | 10 | 27 | 164 | 6 | 9 | 6 | 174 | 137 | 92 | 15 | 41 |

2011 Signed by the Boston Red Sox as a 5th-round selection in the June Draft

2015 On disabled list with a concussion, 7/29-8/10

Division Series Record

| YEAR | CLUB | AVG | G | AB | R | H | 2B | 3B | HR | RBI | SH | SF | HB | BB | SO | SB | CS | E |
|------|-------------------------------|-------------|----------|-----------|----------|----------|----------|----------|----------|----------|----------|----------|----------|----------|----------|----------|----------|----------|
| 2016 | BOS vs. CLE | .200 | 3 | 10 | 1 | 2 | 1 | 0 | 0 | 0 | 0 | 0 | 0 | 2 | 1 | 0 | 0 | 0 |
| 2017 | BOS vs. HOU | .313 | 4 | 16 | 2 | 5 | 2 | 0 | 0 | 0 | 0 | 0 | 0 | 1 | 4 | 1 | 0 | 1 |
| | Division Series Totals | .269 | 7 | 26 | 3 | 7 | 3 | 0 | 0 | 0 | 0 | 0 | 0 | 3 | 5 | 1 | 0 | 1 |

Additional Batting Statistics

| YEAR | CLUB | OBP | SLG | OPS | TB | GDP |
|------|----------------------------|-------------|-------------|-------------|-------------|-----------|
| 2014 | BOSTON | .368 | .444 | .812 | 84 | 2 |
| 2015 | BOSTON | .341 | .479 | .820 | 286 | 2 |
| 2016 | BOSTON | .363 | .534 | .897 | 359 | 12 |
| 2017 | BOSTON | .344 | .459 | .803 | 288 | 9 |
| | Major League Totals | .351 | .488 | .839 | 1017 | 25 |

All-Star Game Record

| YEAR | CLUB | AVG | G | AB | R | H | 2B | 3B | HR | RBI | SH | SF | HB | BB | SO | SB | CS | E |
|------|-----------------------------|-------------|----------|----------|----------|----------|----------|----------|----------|----------|----------|----------|----------|----------|----------|----------|----------|----------|
| 2016 | AL at SD | .500 | 1 | 2 | 1 | 1 | 0 | 0 | 0 | 0 | 0 | 0 | 0 | 0 | 0 | 0 | 0 | 0 |
| 2017 | AL at MIA | .000 | 1 | 2 | 0 | 0 | 0 | 0 | 0 | 0 | 0 | 0 | 0 | 0 | 0 | 0 | 0 | 0 |
| | All-Star Game Totals | .250 | 2 | 4 | 1 | 1 | 0 | 0 | 0 | 0 | 0 | 0 | 0 | 0 | 0 | 0 | 0 | 0 |

Career Fielding Record

| YEAR | CLUB | POS | PCT. | G | GS | PO | A | E | TC | DP |
|------|----------------------|-----------|-------------|------------|------------|-------------|-----------|-----------|-------------|----------|
| 2014 | BOSTON | OF | .989 | 37 | 36 | 84 | 3 | 1 | 88 | 2 |
| | BOSTON | 2B | .955 | 14 | 14 | 25 | 38 | 3 | 66 | 7 |
| 2015 | BOSTON | OF | .987 | 144 | 141 | 358 | 10 | 5 | 373 | 2 |
| 2016 | BOSTON | OF | .997 | 157 | 157 | 346 | 14 | 1 | 361 | 4 |
| 2017 | BOSTON | OF | .987 | 153 | 153 | 366 | 8 | 5 | 379 | 1 |
| | Career Totals | OF | .988 | 506 | 501 | 1179 | 35 | 15 | 1267 | 9 |
| | | 2B | .955 | 14 | 14 | 25 | 38 | 3 | 66 | 7 |

Career Single-Game Highs

HITS 5, 8/26/16 vs. KC

DOUBLES 3, 6/12/17 vs. PHI

HOME RUNS 3, 2 times, last 8/14/16 vs. ARI

RBI 8, 2 times, last 7/2/17 at TOR

RUNS SCORED 4, 2 times, last 6/14/17 at PHI

WALKS 3, 3 times, last 8/21/17 at CLE

STRIKEOUTS 4, 4/10/15 at NYY (19 innings)

STOLEN BASES 2, 5 times, last 7/1/17

HITTING STREAK 18, 8/24-9/13/15

EJECTIONS None

Home Run Notes

MULTI-HOME RUN GAMES (10)

3-HOME RUN GAMES (2)

5/31/16 at BAL; 8/14/16 vs. ARI

2-HOME RUN GAMES (8)

5/5/15 vs. TB; 9/30/15 at NYY; 5/21/16 vs. CLE; 6/1/16 at BAL; 8/16/16 at BAL; 6/14/17 at PHI; 7/2/17 at TOR; 9/12/17 vs. OAK

LEADOFF HOME RUNS (11)

9/21/14 at BAL off Miguel Gonzalez; 6/20/15 at KC off Edinson Volquez; 5/10/16 vs. OAK off Sean Manaea; 5/31/16 at BAL off Kevin Gausman; 6/1/16 at BAL off Mike Wright; 7/21/16 vs. MIN off Tyler Duffey; 7/22/16 vs. MIN off Kyle Gibson; 7/30/16 at LAA off Hector Santiago;

5/9/17 at MIL off Wily Peralta; 5/16/17 at STL off Lance Lynn; 7/9/17 at TB off Chris Archer

GRAND SLAMS (2)

8/29/14 at TB off Chris Archer; 5/21/16 vs. CLE off Joba Chamberlain

PINCH-HIT HOME RUNS (0)

EXTRA-INNING HOME RUNS (1)

9/30/15 at NYY off Chasen Shreve (11th)

GAME-ENDING HOME RUNS (0)

INSIDE-THE-PARK HOME RUNS (0)

2 XANDER BOGAERTS

SS



Bats: Right • **Throws:** Right • **Height:** 6-2 • **Weight:** 215

Opening Day Age: 25 • **MLB Service:** 4 years, 42 days

Born: 10/1/1992 in Oranjestad, Aruba

Resides: San Nicolaas, Aruba

Acquired: Signed as an international free agent on 8/23/2009

Contract Status: Signed through 2018

Career Highlights

- 🔥 Enters his 5th full ML season at only 25 years old.
- 🔥 Started at SS in 453 of the Red Sox' 486 games from 2015-17...The only players with more starts at SS in that time are Alcides Escobar (472) and Elvis Andrus (462).
- 🔥 Owns the highest fielding percentage at SS in Red Sox history (.977; min. 500 games at SS).
- 🔥 From 2015-17, led major league SS in hits (544) and runs (293) and ranked among leaders in AVG (2nd, .296), doubles (2nd, 101), BB (2nd, 146), and RBI (3rd, 232).
- 🔥 Over the last 4 years (2014-17), led the Red Sox in games (605), hits (673), and runs scored (353).
- 🔥 Earned AL Silver Slugger Awards at SS in 2015 and 2016...Is the youngest Red Sox to win a Silver Slugger at any position (turned 23 in October 2015).
- 🔥 Started the 2016 All-Star Game for the AL at SS...Was voted a starter by the fan ballot.
- 🔥 Named 2015 Red Sox MVP by the Boston Baseball Writers (Thomas A. Yawkey Award)...Also won the Jackie Jensen Hustle Award for spirit & determination in 2016 and 2017.
- 🔥 Had a 26-game hitting streak in 2016, tied for the 2nd-longest ever by a Red Sox SS.
- 🔥 Is the only Red Sox ever to record 4+ hits and a HR in consecutive games (6/10-11/16 at MIN; source: Elias).
- 🔥 His 248 2-strike hits from 2015-17 were 22 more than any other player in that time (José Abreu-226).
- 🔥 Hit 8 HR on 0-2 counts from 2015-17, tied with Nolan Arenado for most in the majors in that time...The only other player with as many as 7 is Mike Trout.
- 🔥 Made his ML debut in August 2013...Started 12 of 16 postseason games for the World Series Champion Red Sox that season at only 21 years old.
- 🔥 Is 1 of 8 Red Sox since 1913 to make as many as 3 Opening Day starts at age 23 or younger (2014-16), and 4 of them are in the HOF (Bobby Doerr, Babe Ruth, Ted Williams, Carl Yastrzemski).
- 🔥 Joined Bobby Doerr as the only players in Sox history with as many as 4 walk-off hits before turning 24 (both had 4; source: Elias).
- 🔥 Ranked by *Baseball America* as the Red Sox' No. 1 prospect in both 2013 and 2014...Rated as the No. 2 prospect in baseball entering 2014.
- 🔥 Named 2013 Red Sox Minor League Player of the Year by the Boston Baseball Writers and *Baseball America*.
- 🔥 In 2013, became the 5th Aruban-born major leaguer and the 1st to play for the Red Sox.
- 🔥 Played for Netherlands in the 2013 and 2017 World Baseball Classic events.

MOST HITS BEFORE TURNING 25, RED SOX HISTORY

| | |
|---------------------------|------------|
| 1. Bobby Doerr | 819 |
| 2. Tris Speaker | 769 |
| 3. Ted Williams | 749 |
| 4. Xander Bogaerts | 684 |
| 5. Carl Yastrzemski | 654 |

*Source: Elias Sports Bureau

2017: In his 4th full ML season, hit .273 (156-for-571) with a .343 OBP and set career highs in triples (6) and steals (15).

- 🔥 Battled a right hand injury throughout the 2nd half of the season after being hit by a pitch on 7/6 at TB...In 80 games up to that point, was slashing .308/.363/.455 (96-for-312, 20 2B, 4 3B, 6 HR) with 41 RBI.
- 🔥 Served as the Sox' leadoff hitter 28 times, including in each of his final 17 appearances...In that role, hit .309 with a .406 OBP (34-for-110, 16 BB, 15 SO).
- 🔥 Hit 3 HR on 0-2 counts, tied for the most in MLB.
- 🔥 His 6 triples ranked T-3rd in the AL.
- 🔥 Was 1 of 5 AL players named to the Esurance MLB All-Star Game Final Vote ballot.
- 🔥 In his first 31 games through 5/12, batted .350 (42-for-120) with a .405 OBP.
- 🔥 Recorded a 15-game hitting streak from 4/27-5/12 (23-for-59, .390), the longest by a Red Sox all season.
- 🔥 Hit 2 triples on 5/17 at STL, becoming the 1st Red Sox SS in 70 years with multiple triples in a game (last: Johnny Pesky on 7/20/47-G2 at STL).
- 🔥 Did not homer in his first 41 games of the season through 5/24, then hit 6 HR in 38 games from 5/25-7/5.
- 🔥 Recorded his 1st career multi-HR game on 6/18 at HOU.
- 🔥 On 6/30 at TOR, entered as a defensive replacement in the 10th inning and broke a 4-4 tie with a game-winning RBI single in the 11th.
- 🔥 Hit on the right hand by a Jacob Faria pitch in the 1st inning on 7/6 at TB...Removed after the half inning.
- 🔥 Went 7-for-55 (.127) in his next 14 games from 7/8-28.
- 🔥 Scored at least 1 run in 9 of 10 games from 8/15-25.
- 🔥 In his final 20 games (beginning 9/9), scored 21 runs and hit .321 with a .430 OBP (25-for-78, 2 HR, 13 BB, 12 SO, 2 HBP)...Hit safely in his final 9 games of the season.
- 🔥 Reached base 6 times in the Sox' 13-7, 15-inning win at TB on 9/15 (4-for-7, HBP, BB).

POSTSEASON: Started at SS in all 4 ALDS games vs. HOU...Went 1-for-3 with a HR and 2 R in Game 4.

Xander Bogaerts, Continued

2016: Earned his 1st All-Star selection and his 2nd consecutive Silver Slugger Award...Recorded career highs in games (157), runs (115), HR (21), RBI (89), BB (58), OBP (.356), and SLG (.446).

👉 Won the Boston BBWAA's Jackie Jensen Hustle Award, presented to a Red Sox player for spirit & determination.

👉 Became the 1st player in Red Sox history to earn multiple Louisville Slugger Silver Slugger Awards at SS.

👉 Was the 1st Red Sox INF to win a Silver Slugger in consecutive seasons since Wade Boggs (1986-89).

👉 Named to 3rd Opening Day roster at only 23 years old.

👉 Ranked T-7th in the majors with 192 hits...Led the AL with 81 hits in 2-strike counts.

👉 Hit 21 HR, more than he had in his first 3 ML seasons combined (20).

👉 Became the 1st player in Red Sox history to homer 20 times in a season as a SS before turning 24 (source: Elias).

👉 Ranked 8th in the majors with 115 runs scored.

👉 Led AL shortstops in hits and runs.

👉 Hit safely in 26 straight games from 5/6-6/2, tied for the 2nd-longest streak ever by a Sox SS...Hit .385 during the streak (45-for-117, 8 2B, 5 HR, 23 R, 20 RBI, 7 BB).

👉 Among players with 100+ AB in May, ranked 1st in the AL in AVG (.395)...Scored in 8 consecutive games from 5/21-29, the longest such streak of his career.

👉 Recorded multiple hits in 6 straight games from 5/9-14 (14-for-30, .467 AVG), tied for the longest streak by any major leaguer in 2016.

👉 Broke a 3-3 tie with a 2-run single in the 10th inning of the Sox' 5-3 win at SF on 6/7.

👉 From 6/10-11 at MIN, became the 1st Red Sox ever with 4+ hits and a HR in consecutive games (source: Elias)... Was only the 3rd SS ever with 4+ hits and 3+ RBI in consecutive games (also CLE's Lou Boudreau, 1948; and TEX's Alex Rodriguez, 2003).

👉 Became the 2nd Red Sox SS in 100 years with 4+ hits in consecutive games (also Johnny Pesky, 5/4-6/46).

👉 Recorded his 100th hit of the season on 6/19 vs. SEA...Became the 1st major leaguer with at least 100 hits through 68 team games since Ichiro Suzuki (103) and Matt Holliday (100) in 2007.

👉 Selected to start the 87th MLB All-Star Game at SS via the fan ballot on 7/11 at Petco Park (1-for-2, 2B).

👉 Joined Mookie Betts as the 3rd pair of teammates—each age 23 or younger—to start the All-Star Game (source: Elias)...The others to do that were Ted Williams (LF) and Bobby Doerr (2B) of the 1941 Red Sox, and the Angels' Jim Fregosi (SS) and Dean Chance (P) in 1964.

👉 Hit .393 (22-for-56, 3 HR) with a 1.040 OPS during a 13-game hitting streak from 7/19-31.

👉 Committed only 1 error in 167 chances (.994) in his final 49 games (beginning 8/10).

👉 Turned 24 years old on 10/1...The only Red Sox to record more hits than Bogaerts' 524 before turning 24 are Ted Williams (714), Bobby Doerr (661), and Tris Speaker (547).

👉 The only Red Sox to record more RBI than Bogaerts' 221 before turning 24 are Ted Williams (491), Bobby Doerr (363), Tony Conigliaro (294), and Carl Yastrzemski (235).

POSTSEASON: Started each of the Red Sox' 3 ALDS games at SS.

LONGEST HITTING STREAKS, RED SOX SHORTSTOPS

| Player (Year) | G |
|-------------------------------|-----------|
| Nomar Garciaparra (1997) | 30 |
| Xander Bogaerts (2016) | 26 |
| Nomar Garciaparra (2003) | 26 |
| Johnny Pesky (1947) | 26 |

2015: Won the AL Silver Slugger Award at SS after finishing 2nd in the AL with both a .320 AVG (5th in MLB) and 196 hits (3rd in MLB).

👉 After the season, named the SS on *The Sporting News'* AL All-Star Team.

👉 Named team MVP by the Boston chapter of the BBWAA (Thomas A. Yawkey Award), the first Red Sox SS to be recognized since Nomar Garciaparra in 1998.

👉 Was the youngest Red Sox ever to earn a Silver Slugger Award at any position (turned 23 in October) and the youngest AL SS since Alex Rodriguez in 1998.

👉 Named a finalist for the AL Rawlings Gold Glove Award at SS.

👉 Led the Red Sox with 156 games, 613 AB, and 231 times on base...Played all 156 games at SS (154 starts)...Marked the most games and starts at SS by a Red Sox since 2003 (Nomar Garciaparra, 156 G, 155 GS).

👉 Topped ML shortstops in AVG, hits, runs (84), doubles (35), total bases (258), and OBP (.355)...Recorded 35 more hits than any other SS...Also topped AL shortstops (2nd among ML SS) with 81 RBI.

👉 His 196 hits ranked 3rd in the majors behind only MIA's Dee Gordon (205) and HOU's Jose Altuve (200)...It was the most ever hits by a Red Sox in an age-22 season or younger, passing Ted Williams in 1940 (193).

👉 His .320 AVG trailed only Miguel Cabrera (.338) in the AL...Marked an 80-point improvement over 2014 (.240).

👉 Led MLB with a .340 AVG (154-for-453) in his last 109 games beginning 5/31.

👉 Tied DET's Ian Kinsler for the ML lead in 4+ hit games (6)...All 6 came as a 22-year-old, most in the majors that young since KC's George Brett had 6 in 1975, and most by a Red Sox prior to turning 23 since at least 1914.

👉 Placed 2nd in the majors with a .365 AVG vs. LHP (57-for-156), including an ML-best .419 (36-for-86) from 7/2 through the end of the season.

👉 Had MLB's 2nd-best home AVG (.347), trailing only Miguel Cabrera (.357).

👉 Led MLB with 10 hits, 6 XBH, and 26 RBI with the bases loaded (.385, 10-for-26, 4 2B, 3B, HR, SF).

👉 Led the majors with 9 hits in extra innings, the most in a season by a Red Sox since at least 1974...Overall, batted .692 (9-for-13) in extra innings.

👉 Hit .312 in June, .371 in July, .324 in August, and .357 in September.

👉 Batted an ML-best .341 (116-for-340) in 80 games as the No. 3 hitter in the lineup (min. 150 PA).

👉 Tied David Ortiz for the team lead in game-winning RBI with 12...Delivered 2 of the team's 3 walk-off hits, both singles, on 4/17 vs. BAL (9th inning) and 7/24 vs. DET (11th inning).

RED SOX WITH MULTIPLE SILVER SLUGGER AWARDS

| | |
|------------------------|----------------------------|
| David Ortiz | 7 (2004-07, '11, '13, '16) |
| Wade Boggs | 6 (1983, '86-89, '91) |
| Manny Ramirez | 6 (2001-06) |
| Xander Bogaerts | 2 (2015-16) |
| Dwight Evans | 2 (1981, '87) |
| Jim Rice | 2 (1983-84) |

🔥 Went 4-for-8 in a 19-inning win on 4/10 at NYY, with all 4 hits coming in extra innings...Was the 1st Red Sox with 4+ extra-inning hits in a game since at least 1947.

🔥 Hit a game-winning, 3-run single in the 7th inning on 7/7 vs. MIA, the first 3-run single by a Red Sox in the regular season since Gary Allenson vs. DET on 9/11/82.

🔥 Had a 23-game on-base streak from 8/30-9/25 (.385/.433/.552, 37-for-96, 8 BB), longest by a Red Sox SS since Nomar Garciaparra reached in 26 consecutive games from 4/27-5/26/03.

🔥 Hit 1st career grand slam in the 8th inning on 9/21 vs. TB, turning a 4-6 deficit into an 8-6 lead.

2014: Played a team-high 144 games in his 1st full ML season at age 21...Made 98 starts at SS and 44 at 3B.

🔥 Hit .266/.333/.391 as a SS and .182/.217/.300 as a 3B.

🔥 Ranked 2nd on the team with 41 XBH.

🔥 Placed among AL rookie leaders in hits (3rd, 129), XBH (T-3rd), total bases (3rd, 195), 2B (3rd, 28), BB (T-3rd, 39), runs (4th, 60), HR (5th, 12), and RBI (5th, 46).

🔥 Served as Boston's everyday SS through 6/1...Shifted to 3B on 6/2 when Stephen Drew was recalled...Returned to SS following Drew's 7/31 trade to NYY.

🔥 Was batting .299 (66-for-221) through 6/7...In his next 60 games from 6/8-8/30, hit .143 (31-for-217)...Batted .320 (32-for-100) in his last 25 games from 8/31 on.

🔥 On 3/31 at BAL, became Boston's youngest Opening Day SS in a century (21-year-old Everett Scott in 1914).

🔥 Hit 1st career HR at Fenway Park on 5/17 vs. DET... Was the youngest Red Sox player to go deep at Fenway since Jim Rice in 1974 at 21 years old.

🔥 His 89 times on base through the end of May were the most ever by a Red Sox rookie and most by an AL rookie since SEA's Ichiro Suzuki (97 times in 2001).

🔥 Homered in consecutive games for the 1st time in his career 6/2-3 at CLE...Did it again 9/9-10 vs. BAL.

🔥 Drove in both BOS runs in a 2-1 win on 8/6 at STL...Sac fly in the 9th inning was his 1st career game-winning RBI.

🔥 Removed from the game on 8/22 vs. SEA after being struck in the head by a pitch by Felix Hernandez... Placed on the 7-day concussion DL on 8/25 (retro to 8/23) and activated on 8/30.

🔥 From 8/31 through the end of the season, ranked among AL leaders in AVG (10th, .310) and SLG (10th, .500).

2013: Played in 18 regular season and 12 post-season games for the Red Sox in his ML debut.

🔥 Named *Baseball America's* Red Sox Minor League Player of the Year.

🔥 Received the Greg Montalbano Award as Red Sox Minor League Player of the Year from the Boston Baseball Writers.

BOGEY AND TONY C.

Bogaerts' 144 games and 594 PA in 2014 were both the most among major leaguers age 21 or younger that season, and the most by a Red Sox that young since Tony Conigliaro in 1966 (150 G, 628 PA)...Since 1920, the only other Red Sox aside from Bogaerts and Conigliaro with that many PA in a season at age 21 or younger was Ted Williams (675 PA in 1939, 661 PA in 1940).

Bogaerts' 12 homers in 2014 were the most in a season by a Red Sox at age 21 or younger since Conigliaro (24 in 1964, 32 in 1965, 28 in 1966)...The only other Red Sox ever with that many homers in a season before turning 22 were Williams (31 in 1939, 18 in 1940) and Bobby Doerr (12 in 1939).

🔥 Named *USA Today Sports'* Minor League Player of the Year and tabbed the SS on *Baseball America's* Minor League All-Star First Team.

🔥 Selected to BOS' active roster on 8/19 and made 12 regular season starts between SS (6 GS) and 3B (6 GS).

🔥 Made ML debut with a start at SS on 8/20 at SF (0-for-3)...At 20 years and 323 days old, was BOS' youngest position player to appear in a game since Dwight Evans (debuted at 20 years, 318 days old on 9/16/72).

🔥 Was the Sox' youngest SS since Luis Alvarado in 1969 (20 years old) and the club's youngest player in a game overall since RHP Jeff Suppan in 1995 (20 years old).

🔥 Was the 3rd-youngest player to appear in a ML game in 2013 behind Bryce Harper and Jurickson Profar.

🔥 Singled off Brandon League in the 9th inning on 8/24 at LAD for 1st ML hit...Recorded 1st extra-base hits of ML career 9/7 at NYY (2B, HR), including his 1st HR off Jim Miller in the 5th inning.

🔥 Split minor league season between Double-A Portland and Triple-A Pawtucket, combining to hit .297 (132-for-444) with 23 2B, 6 3B, and 15 HR in 116 games.

🔥 At 20 years old, was the youngest player in the International League all season.

🔥 Made PawSox debut in a 6/14 doubleheader vs. Buffalo...Scored a walk-off run in the 7th inning of Game 1, and launched a 2-run HR in Game 2.

🔥 Started at SS for Team World in the XM All-Star Futures Game on 7/14 at Citi Field (2-for-3, BB, R).

🔥 Invited to 1st ML Spring Training and was the youngest Red Sox in big league camp (20 years old).

🔥 Appeared in 7 World Baseball Classic games during Netherlands' run to the World Championship Round.

🔥 Following the season, ranked as BOS' No. 1 prospect and the best power hitter in the system for a 2nd straight season, according to *Baseball America*.

🔥 Also rated the No. 1 prospect in both the International League and the Eastern League.

🔥 Named the top EL batting prospect in *BA's* Best Tools Survey.

Xander Bogaerts, Continued

YOUTH ON THE BIG STAGE

At 21 years and 22 days old in Game 1, Bogaerts became the 11th-youngest position player to start a World Series game...Among the other 10, 5 are in the Hall of Fame (Freddie Lindstrom, Mickey Mantle, Travis Jackson, Ty Cobb, Willie Mays)...Became the 2nd-youngest player ever to start each World Series game for a team that won it all; the only younger player was FLA's Miguel Cabrera (20 years old in 2003).

POSTSEASON: Appeared in 12 of BOS' 16 postseason games en route to the 2013 World Series title.

- Made 8 starts, all at 3B in the club's last 8 games.
- Was the youngest Red Sox position player ever to appear in a postseason game (surpassed by Rafael Devers in 2017), and 3rd Red Sox to play in the postseason at age 21 or younger, joining Babe Ruth (20 in 1915, 21 in 1916) and Ken Brett (19 in 1967).
- Pinch ran in the 9th inning in his postseason debut in Game 3 of the ALDS at TB...Came around to score the tying run on a Dustin Pedroia groundout, becoming the youngest Red Sox player ever to score a run in postseason play (surpassed by Rafael Devers in 2017).
- Drew a 7th-inning walk as a pinch hitter in ALDS Game 4 and scored the tying run on a wild pitch.
- T-1st among ALCS batters with 4 runs scored.
- In ALCS Game 5, made 1st start of the postseason at 3B...At 21 years and 16 days old, was the youngest Red Sox ever to start a postseason game (surpassed by Rafael Devers in 2017).
- Was the 3rd-youngest ALCS starter ever behind Claudell Washington (20y, 55d in Game 2 in 1974) and Bret Saberhagen (20y, 176d in Game 3 in 1984).
- Became the youngest Red Sox player ever to record a postseason hit with a 9th-inning double in ALCS Game 4 at DET (surpassed by Rafael Devers in 2017).

• Tripled in World Series Game 3, the 3rd-youngest player to notch a 3-bagger in a WS game after Ty Cobb (20 in 1907, G4) and Mickey Mantle (20 in 1952, G4).

2012: Honored as Red Sox Minor League Offensive Player of the Year and Baseball America's Red Sox Minor League Player of the Year.

- Also named to *Baseball America's* Minor League All-Star Second Team.
- Split the season between High-A Salem and Double-A Portland.
- Combined to hit .307 (146-for-476) with 37 2B, 3 3B, 20 HR, 81 RBI, and 44 BB in 127 games.
- Ranked among Red Sox minor league leaders in HR (T-2nd), RBI (3rd), and AVG (T-4th).
- Was the Eastern League's youngest position player all year (2nd-youngest overall).
- Began the year with 104 games for Salem and was named a Carolina League mid- and postseason All-Star...Placed among CL qualifiers in AVG (4th, .302), OBP (4th, .378), and SLG (2nd, .505).
- Played for the World Team in the All-Star Futures Game on 7/8 in KC as the starting DH (1-for-4).
- Named CL Batter of the Week for 7/30-8/5, his last full week at that level (.541, 13-for-24, 6 2B, 4 RBI, 4 BB).

• Promoted to Portland on 8/9 and homered that night in Double-A debut at Akron.

• Following the season, ranked by *Baseball America* as BOS' No. 1 prospect, as well as the best power hitter and best athlete in the system.

• Also selected as the No. 1 position player prospect (No. 2 overall) in the Carolina League.

2011: Reported to Single-A Greenville on 6/9 and spent the rest of the season as the club's youngest player (18 years old).

• Named South Atlantic League Batter of the Week on 8/1.

• Following the season, ranked by *Baseball America* as BOS' No. 2 prospect, the SAL's No. 10 prospect, and baseball's No. 58 prospect overall.

2010: Named Red Sox Latin Program Player of the Year and a Dominican Summer League All-Star.

• Led the DSL Red Sox in AVG (.314), hits (75), HR (3), RBI (42), total bases (101), SLG (.423), and OPS (.819).

• He and twin brother Jair each hit a grand slam for the DSL Red Sox on 8/20 at the DSL Indians.

Personal

- Full name is Xander Jan Bogaerts.
- Signed by Mike Lord (Red Sox).
- Speaks English, Spanish, Dutch, and Papiamentu.
- Is the twin brother of former Red Sox minor league 1B Jair Bogaerts, who was a player to be named later sent to the Cubs on 3/29/12 to complete the compensation for Theo Epstein joining the Cubs as the team's President of Baseball Operations.
- Was a part of the Netherlands' gold-medal squad in the 2011 IBAF Baseball World Cup...Participated in the Senior Little League World Series in Bangor, ME in 2009.
- Graduated from Colegio Arubano High School in Aruba in 2009.

In the Community

- Interacted with fans at Red Sox Winter Weekend in 2015, 2016, and 2017, signing autographs, posing for pictures, and taking part in panel discussions.
- Has participated in the Red Sox Destinations program in each of the last 4 seasons, interacting with fans as part of a VIP experience.
- Has also met with Jimmy Fund patients during spring training and at Fenway Park each year.
- Has attended numerous events benefitting the Red Sox Foundation.
- Met with children from The BASE in April 2017.
- Took part in the PALS for Patriots program in 2016 and 2017.
- Has supported the Red Sox Novatos program, which donates tickets to children and allows them to interact with Spanish-speaking players before games.
- Participated in several events in 2015, including working with children at clinics and at Red Sox Kids Camp.
- In 2014, met with a child as part of the Make-A-Wish program and visited patients at Walter Reed Medical Center.
- Visited the Jimmy Fund and Boston Children's Hospital during the 2013 Red Sox Rookie Development Program.

Xander Bogaerts, Continued

Xander Bogaerts' Career Record

| YEAR | CLUB | AVG | G | AB | R | H | 2B | 3B | HR | RBI | SH | SF | HB | BB | SO | SB | CS | E |
|------|----------------------------|-------------|------------|-------------|------------|------------|------------|-----------|-----------|------------|----------|-----------|-----------|------------|------------|-----------|-----------|-----------|
| 2010 | DSL Red Sox | .314 | 63 | 239 | 39 | 75 | 7 | 5 | 3 | 42 | 0 | 5 | 6 | 30 | 37 | 4 | 5 | 21 |
| 2011 | Greenville | .260 | 72 | 265 | 38 | 69 | 14 | 2 | 16 | 45 | 0 | 4 | 2 | 25 | 71 | 1 | 3 | 26 |
| 2012 | Salem | .302 | 104 | 384 | 59 | 116 | 27 | 3 | 15 | 64 | 1 | 2 | 5 | 43 | 85 | 4 | 4 | 17 |
| | Portland | .326 | 23 | 92 | 12 | 30 | 10 | 0 | 5 | 17 | 0 | 1 | 3 | 1 | 21 | 1 | 1 | 4 |
| 2013 | BOSTON | .250 | 18 | 44 | 7 | 11 | 2 | 0 | 1 | 5 | 0 | 1 | 0 | 5 | 13 | 1 | 0 | 0 |
| | Portland | .311 | 56 | 219 | 40 | 68 | 12 | 6 | 6 | 35 | 1 | 2 | 2 | 35 | 51 | 5 | 1 | 9 |
| | Pawtucket | .284 | 60 | 225 | 32 | 64 | 11 | 0 | 9 | 32 | 1 | 0 | 2 | 28 | 44 | 2 | 2 | 11 |
| 2014 | BOSTON | .240 | 144 | 538 | 60 | 129 | 28 | 1 | 12 | 46 | 2 | 7 | 8 | 39 | 138 | 2 | 3 | 20 |
| 2015 | BOSTON | .320 | 156 | 613 | 84 | 196 | 35 | 3 | 7 | 81 | 3 | 3 | 3 | 32 | 101 | 10 | 2 | 11 |
| 2016 | BOSTON | .294 | 157 | 652 | 115 | 192 | 34 | 1 | 21 | 89 | 0 | 3 | 6 | 58 | 123 | 13 | 4 | 13 |
| 2017 | BOSTON | .273 | 148 | 571 | 94 | 156 | 32 | 6 | 10 | 62 | 0 | 2 | 6 | 56 | 116 | 15 | 1 | 17 |
| | Major League Totals | .283 | 623 | 2418 | 360 | 684 | 131 | 11 | 51 | 283 | 5 | 16 | 23 | 190 | 491 | 41 | 10 | 60 |
| | Minor League Totals | .296 | 378 | 1424 | 220 | 422 | 81 | 16 | 54 | 235 | 3 | 14 | 20 | 162 | 309 | 17 | 16 | 88 |

2009 Signed by the Boston Red Sox as an international free agent, 8/23
 2014 On disabled list with a concussion, 8/23-29

Additional Batting Statistics

| YEAR | CLUB | OBP | SLG | OPS | TB | GDP |
|------|----------------------------|-------------|-------------|-------------|------------|-----------|
| 2013 | BOSTON | .320 | .364 | .684 | 16 | 1 |
| 2014 | BOSTON | .297 | .362 | .660 | 195 | 11 |
| 2015 | BOSTON | .355 | .421 | .776 | 258 | 16 |
| 2016 | BOSTON | .356 | .446 | .802 | 291 | 14 |
| 2017 | BOSTON | .343 | .403 | .746 | 230 | 17 |
| | Major League Totals | .339 | .409 | .748 | 990 | 59 |

Postseason Record

| AVG | G | AB | R | H | 2B | 3B | HR | RBI | SH | SF | HB | BB | SO | SB | CS | E |
|------|----|----|----|----|----|----|----|-----|----|----|----|----|----|----|----|---|
| .214 | 19 | 56 | 12 | 12 | 3 | 1 | 1 | 3 | 0 | 1 | 0 | 7 | 17 | 0 | 0 | 1 |

Division Series Record

| YEAR | CLUB | AVG | G | AB | R | H | 2B | 3B | HR | RBI | SH | SF | HB | BB | SO | SB | CS | E |
|------|-------------------------------|-------------|----------|-----------|----------|----------|----------|----------|----------|----------|----------|----------|----------|----------|----------|----------|----------|----------|
| 2013 | BOS vs. TB | --- | 2 | 0 | 3 | 0 | 0 | 0 | 0 | 0 | 0 | 0 | 0 | 2 | 0 | 0 | 0 | 0 |
| 2016 | BOS vs. CLE | .250 | 3 | 12 | 1 | 3 | 0 | 0 | 0 | 0 | 0 | 0 | 0 | 4 | 0 | 0 | 0 | 0 |
| 2017 | BOS vs. HOU | .059 | 4 | 17 | 2 | 1 | 0 | 0 | 1 | 1 | 0 | 0 | 0 | 1 | 4 | 0 | 0 | 0 |
| | Division Series Totals | .138 | 9 | 29 | 6 | 4 | 0 | 0 | 1 | 1 | 0 | 0 | 0 | 3 | 8 | 0 | 0 | 0 |

League Championship Series Record

| YEAR | CLUB | AVG | G | AB | R | H | 2B | 3B | HR | RBI | SH | SF | HB | BB | SO | SB | CS | E |
|------|-------------|------|---|----|---|---|----|----|----|-----|----|----|----|----|----|----|----|---|
| 2013 | BOS vs. DET | .500 | 4 | 6 | 4 | 3 | 3 | 0 | 0 | 0 | 0 | 0 | 0 | 3 | 1 | 0 | 0 | 0 |

World Series Record

| YEAR | CLUB | AVG | G | AB | R | H | 2B | 3B | HR | RBI | SH | SF | HB | BB | SO | SB | CS | E |
|------|-------------|------|---|----|---|---|----|----|----|-----|----|----|----|----|----|----|----|---|
| 2013 | BOS vs. STL | .238 | 6 | 21 | 2 | 5 | 0 | 1 | 0 | 2 | 0 | 1 | 0 | 1 | 8 | 0 | 0 | 1 |

All-Star Game Record

| YEAR | CLUB | AVG | G | AB | R | H | 2B | 3B | HR | RBI | SH | SF | HB | BB | SO | SB | CS | E |
|------|----------|------|---|----|---|---|----|----|----|-----|----|----|----|----|----|----|----|---|
| 2016 | AL at SD | .500 | 1 | 2 | 0 | 1 | 1 | 0 | 0 | 0 | 0 | 0 | 0 | 0 | 0 | 0 | 0 | 0 |

World Baseball Classic Record

| YEAR | CLUB | AVG | G | AB | R | H | 2B | 3B | HR | RBI | SH | SF | HB | BB | SO | SB | CS |
|------|-------------------|-------------|-----------|-----------|----------|-----------|----------|----------|----------|----------|----------|----------|----------|-----------|----------|----------|----------|
| 2013 | NED | .263 | 7 | 19 | 1 | 5 | 2 | 0 | 0 | 1 | 2 | 0 | 0 | 3 | 3 | 0 | 0 |
| 2017 | NED | .227 | 7 | 22 | 5 | 5 | 0 | 1 | 0 | 2 | 0 | 1 | 1 | 7 | 1 | 0 | 0 |
| | WBC Totals | .244 | 14 | 41 | 6 | 10 | 2 | 1 | 0 | 3 | 2 | 1 | 1 | 10 | 4 | 0 | 0 |

Career Fielding Record

| YEAR | CLUB | POS | PCT. | G | GS | PO | A | E | TC | DP |
|------|----------------------|-----------|-------------|------------|------------|------------|-------------|-----------|-------------|------------|
| 2013 | BOSTON | 3B | 1.000 | 9 | 6 | 9 | 9 | 0 | 18 | 1 |
| | BOSTON | SS | 1.000 | 8 | 6 | 6 | 20 | 0 | 26 | 1 |
| 2014 | BOSTON | SS | .975 | 99 | 98 | 138 | 256 | 10 | 404 | 54 |
| | BOSTON | 3B | .910 | 44 | 44 | 37 | 64 | 10 | 111 | 2 |
| 2015 | BOSTON | SS | .984 | 156 | 154 | 236 | 429 | 11 | 676 | 95 |
| 2016 | BOSTON | SS | .977 | 157 | 157 | 195 | 355 | 13 | 563 | 73 |
| 2017 | BOSTON | SS | .969 | 146 | 142 | 199 | 336 | 17 | 552 | 75 |
| | Career Totals | 3B | .922 | 53 | 50 | 46 | 73 | 10 | 129 | 3 |
| | | SS | .977 | 566 | 557 | 774 | 1396 | 50 | 2220 | 298 |

Career Single-Game Highs

HITS 4, 12 times, last 9/15/17 at TB
DOUBLES 3, 6/21/15 at KC
HOME RUNS 2, 6/18/17 at HOU
RBI 5, 9/21/15 vs. TB
RUNS SCORED 4, 2 times, last 5/23/17 vs. TEX
WALKS 3, 9/18/17 at BAL
STRIKEOUTS 3, 22 times, last 9/30/17 vs. HOU
STOLEN BASES 2, 6 times, last 8/30/17 at TOR
HITTING STREAK 26, 5/6-6/2/16
EJECTIONS None

Home Run Notes

MULTI-HOME RUN GAMES (1)
2-HOME RUN GAMES (1)
 6/18/17 at HOU
LEADOFF HOME RUNS (0)
GRAND SLAMS (1)
 9/21/15 vs. TB off Brandon Gomes
PINCH-HIT HOME RUNS (0)
EXTRA-INNING HOME RUNS (1)
 4/25/15 at BAL off Brad Brach (10th)
GAME-ENDING HOME RUNS (0)
INSIDE-THE-PARK HOME RUNS (0)

Xander
Bogaerts

19 JACKIE BRADLEY JR.

OF



Bats: Left • **Throws:** Right • **Height:** 5-10 • **Weight:** 198
Opening Day Age: 27 • **MLB Service:** 3 years, 150 days
Born: 4/19/1990 in Richmond, VA
Resides: Naples, FL
Acquired: Selected in the supplemental round (40th overall) of the 2011 June Draft
Contract Status: Signed through 2018

Career Highlights

- Enters his 8th professional season at only 27 years old.
- According to Baseball-Reference, has been worth more than 2.0 wins above replacement in each of the last 3 seasons (2015—2.2; 2016—5.3; 2017—2.8).
- Has twice been named a finalist for the Rawlings AL Gold Glove Award in CF (2014, 2016).
- Was the starting LF for the AL in the 2016 All-Star Game on 7/11 at SD...Was elected via the fan ballot.
- Has been recognized by the Boston Baseball Writers as the Red Sox' Defensive Player of the Year (2017), Comeback Player of the Year (2015), and Minor League Player of the Year (2012).
- The Sox are 43-12 (.782) when he homers.
- Has 10 career games with 3+ RBI from the No. 9 spot in the lineup (BOS is 10-0 in those games)...According to Elias, the only other Red Sox with 10+ such games while batting 9th is Butch Hobson (11).
- Led MLB with 13 OF double plays from 2014-16.
- Recorded a 29-game hitting streak in 2016, tied for the 4th-longest in Red Sox history.
- Named AL Player of the Month for May 2015 and AL Player of the Week for 5/8-14/15.
- Set a Red Sox franchise record and tied the MLB record (11th time) with 5 XBH on 8/15/15 vs. SEA (5-for-6, 3 2B, 2 HR)...At 25 years and 118 days old, was the youngest major leaguer ever with 5 XBH in a game.
- Made ML debut as the Opening Day LF in 2013, less than 2 years after being selected in the 2011 June Draft.
- Entered 2013 and 2014 as the best defensive OF in the Red Sox system and as having the best outfield arm among Sox farmhands, according to *Baseball America*.
- Was named Red Sox 2012 Minor League Defensive Player of the Year.

2017: In his 5th ML season, hit .245 (118-for-482) with 17 HR and 63 RBI in 133 games.

- Earned the Sox' Defensive Player of the Year Award from the Boston Baseball Writers.
- According to Baseball-Reference, ranked 2nd among Red Sox position players in WAR (2.8).
- Robbed 3 HR: Ryon Healy on 5/19 at OAK, Aaron Judge on 7/16 vs. NYY, and Chris Davis on 9/19 at BAL.
- Recorded 6 assists and 1 double play.
- Batted .276 with a .361 OBP vs. LHP (32-for-116, 3 HR)...The only AL left-handed batters with a higher OBP vs. LHP (min. 100 AB) were Shin-Soo Choo (.400) and Joe Mauer (.377).

BRADLEY'S CAREER STATS

| Stat | Through 8/8/15 | Since 8/9/15 |
|-------|----------------|--------------|
| Games | 188 | 339 |
| HR | 5 | 52 |
| AVG | .188 | .262 |
| OBP | .267 | .341 |
| SLG | .268 | .470 |
| OPS | .535 | .811 |

- With RISP, hit .284 with an .825 OPS (31-for-109, 4 HR)...Hit .360 with a .484 OBP with RISP from 8/13 through the end of the season (9-for-25, 4 BB, 2 HBP).
 - Recorded at least 1 hit and scored at least 1 run in each of his first 3 games of the season before being placed on the 10-day DL on 4/11 (retro to 4/9) with a right knee sprain...Reinstated on 4/21.
 - Began the season hitting .171 (12-for-70) in 20 games through 5/12...In his remaining 51 games before the All-Star break, posted a .321/.409/.567 batting line (60-for-187, 14 2B, 3B, 10 HR).
 - Hit 5 HR in a 14-game span from 5/16-6/1...Homed in both games of a 2-game sweep at STL from 5/16-17.
 - On 6/9 vs. DET, broke a 3-3 tie with a 2-run HR in the 8th inning of a 5-3 BOS win...It marked the latest go-ahead HR of his career.
 - Hit safely in 22 of 26 games from 6/9-7/5, posting a .369/.430/.592 batting line in that time (38-for-103, 9 2B, 1 3B, 4 HR)...Doubled in 4 consecutive games from 6/28-7/1, the longest such streak of his career.
 - In the Sox' 3-0 win vs. NYY on 7/16-G2, robbed Aaron Judge of a 2-run HR in the 8th inning.
 - Went 2-for-3 with 3 RBI in a 5-1 win on 8/20 vs. NYY... Was his 10th career game with 3+ RBI as a No. 9 hitter.
 - Was 2-for-3 with a HR on 8/22 at CLE, but was placed on the 10-day DL the next day (sprained left thumb).
 - Reinstated from the DL on 9/2...In the Sox' 3-2, 19-inning win over TOR on 9/5, started an 8-2 double play to end of the top of the 11th inning, throwing out José Bautista at home.
 - In the Sox' 1-0, 11-inning win at BAL on 9/19, robbed Chris Davis of a HR in the 5th inning and scored the winning run in the 11th.
- POSTSEASON:** Shared the team lead with 5 RBI in the ALDS vs. HOU...Drove in each of the Sox' runs in their 8-2 loss in Game 2.
- Hit a 3-run HR in the 7th inning of the Sox' 10-3 win in Game 3.

LONGEST HITTING STREAKS, RED SOX HISTORY

| Player (Year) | G | Stats |
|----------------------------------|-----------|-------------------------|
| Dom DiMaggio (1949) | 34 | 51-for-145, 3 HR |
| Nomar Garciaparra (1997) | 30 | 54-for-141, 9 HR |
| Tris Speaker (1912) | 30 | 53-for-125, 2 HR |
| Jackie Bradley Jr. (2016) | 29 | 44-for-106, 8 HR |
| Johnny Damon (2005) | 29 | 46-for-132, 3 HR |

2016: Started the 87th MLB All-Star Game in LF, his 1st appearance in the Midsummer Classic... Tabbed a Rawlings Gold Glove Award finalist for CF and named a *Sporting News* AL All-Star.

- 👉 Named to 3rd Opening Day roster (also 2013-14) and spent the entire season with the ML club, batting .267 with an .835 OPS in 156 games (149-for-558, 63 XBH).
- 👉 Hit 26 HR and recorded 87 RBI, after totaling 14 HR and 83 RBI in his first 3 seasons (2013-15)...His 149 hits in 2016 matched his total from 2013-15.
- 👉 Led major league CF with 13 assists...Among American League CF, ranked T-1st in double plays (3) and 2nd with 11 defensive runs saved (source: FanGraphs).
- 👉 Received the Special Achievement Award from the Boston chapter of the BBWAA for his 29-game hitting streak from 4/24-5/25...BOS had MLB's best record during the streak (21-8).
- 👉 During the streak, led MLB in AVG (.415), SLG (.783), OPS (1.271), RBI (30), and triples (tied, 3), and paced the AL with a .488 OBP (44-for-106, 9 2B, 3 3B, 8 HR, 14 BB).
- 👉 According to Elias, became the 1st player with a hit streak of 29+ games while batting 6th or lower in each game since NYY's Joe Gordon in 1942 (29 G).
- 👉 BOS went 20-5 in games in which he homered, including 10-0 from 7/29 through the end of the season.
- 👉 Hit .339 and slugged .572 when batting 8th or 9th (61-for-180, 12 2B, 3 3B, 8 HR)...Among players with at least 100 AB batting 9th, ranked 1st in OBP (.388), SLG (.598), and OPS (.986), and was 2nd in AVG (.341).
- 👉 Recorded the Sox' lone hit on 4/19 vs. TB while batting 9th...It was the 1st time BOS' only hit in a game was delivered by a No. 9 hitter since 9/2/01 vs. NYY, when Carl Everett broke up Mike Mussina's perfect game bid with a 2-out single in the 9th inning at Fenway Park.
- 👉 Began his 29-game hitting streak on 4/24 at HOU (2-for-6, 2B, 2 RBI)...Drove in Hanley Ramirez in the 12th inning (single) for the winning run.
- 👉 Homered in the Sox' 1-0 win at ATL on 4/25...Became the 1st Red Sox to homer in a 1-0 win since Manny Ramirez did so on 6/16/07 vs. SF...The last BOS player to homer in the 7th inning or later in a 1-0 win was Dwight Evans on 8/25/90 at TOR (7th inning).
- 👉 Led MLB with 4 triples in April...The only other Red Sox in the last 100 years with at least 4 triples before 5/1 are Jose Offerman (4 in 1999), Nomar Garciaparra (4 in 1998), and Bill Regan (4 in 1928).
- 👉 Totaled 13 RBI in the Sox' 3-game series vs. OAK from 5/9-11, the most by a Red Sox player in a 3-game set since Nomar Garciaparra had 14 vs. SEA in May 1999.
- 👉 Had 6 RBI on 5/9 and 5/11, becoming the 1st Red Sox ever with 6+ RBI in multiple games of a 3-game series, and the 1st major leaguer to accomplish the feat since Geoff Jenkins had 6 RBI on 4/28/01 and 4/29/01 vs. Montreal.

MOST DOUBLE PLAYS AS A CENTER FIELDER, 2014-17

| Player | DP | A | Inn. |
|---------------------------|-----------|-----------|----------------|
| Jackie Bradley Jr. | 12 | 32 | 3,753.0 |
| Billy Hamilton | 12 | 39 | 4,292.2 |
| Adam Jones | 9 | 29 | 5,104.0 |

- 👉 Had 6 RBI from the No. 8 spot in the lineup on 5/11 vs. OAK, less than a year after driving in 7 runs from the No. 9 spot on 8/15/15 vs. SEA.
- 👉 According to Elias, is 1 of only 3 Red Sox ever to record multiple games with 6+ RBI from either the 8th or 9th spot in a batting order...The others to do it were Bill Mueller (6/27/03 vs. FLA and 7/29/03 at TEX) and Brian Daubach (8/14/99 vs. SEA and 6/29/00 vs. BAL).
- 👉 Earned his 1st career AL Player of the Week honor for the period 5/9-15, when he led the majors in hits (tied, 15) and RBI (15) and ranked among AL leaders in AVG (5th, .469), OPS (5th, 1.297), and XBH (T-8th, 5)...Went 15-for-32 with 3 HR, 2 2B, and 6 runs scored in 7 games.
- 👉 Recorded multiple hits and an RBI in 5 consecutive games from 5/9-13, tied for the longest such streak in MLB in 2016...Had multiple hits in 6 straight games from 5/8-13, also tied for the majors' longest streak of the year.
- 👉 Was intentionally walked twice on 5/21 vs. CLE as the No. 7 batter in the Sox' lineup (3 BB total)...The last Red Sox player to draw at least 2 IBB and 3 total BB while batting 7th or lower in the lineup was Tim Lincecum on 5/11/96 at TOR (batting 7th).
- 👉 Snapped his 29-game hitting streak on 5/26 vs. COL, going 0-for-4 as the leadoff hitter...Was on deck when the game's final out was made.
- 👉 Named AL Player of the Month for May...In 27 games during the month, led the AL in OBP (.474) and ranked among leaders in AVG (2nd, .381), SLG (2nd, .701), OPS (2nd, 1.175), hits (8th, 37), HR (T-5th, 8), RBI (8th, 24), walks (5th, 17), and XBH (T-9th, 15).
- 👉 Became the 1st Red Sox to earn Player of the Month honors since Dustin Pedroia in July 2011.
- 👉 Placed on paternity leave on 5/31 and reinstated on 6/3...He and his wife, Erin, had their 1st child, Emerson.
- 👉 Was caught stealing on 6/29 at TB, snapping a streak of 20 consecutive successful attempts to begin his career.
- 👉 Selected via the fan ballot to start the MLB All-Star Game in LF on 7/11 at Petco Park and went 2-for-2.
- POSTSEASON:** Made his postseason debut, starting each of the Red Sox' 3 ALDS games in CF.
- 2015: Played in 74 games (66 starts) over 4 stints with BOS and named Red Sox Comeback Player of the Year by the Boston Baseball Writers.**
- 👉 Named an International League All-Star.
- 👉 Led Triple-A Pawtucket in AVG (.305), HR (9), 2B (18), OBP (.382), and SLG (.472).
- 👉 Hit .121 (7-for-58) in his first 24 ML games from 5/10-8/8, but had a .294/.366/.613 line in his final 50 games (48-for-163, 17 2B, 4 3B, 9 HR, 39 RBI, 37 R).
- 👉 Recorded 4 assists and was part of 2 double plays.
- 👉 Red Sox pitchers posted a 3.94 ERA (261 ER/596.1 IP) in his 66 starts, compared to a 4.57 ERA (433 ER/852.0 IP) in 96 games he did not start.

Jackie Bradley Jr.

Jackie Bradley Jr., Continued

- 👉 Hit .320 (33-for-103) at Fenway Park...Among 166 AL players with at least 100 AB at home, ranked 3rd in SLG (.621) and 4th in OPS (1.013).
- 👉 Was 4-for-4 with the bases loaded.
- 👉 Recalled by BOS for the 1st time on 4/28 but did not appear in that night's game vs. TOR...Optioned back to Pawtucket following the game.
- 👉 Made his 2nd and 3rd ML stints of the season from 5/10-22 and 6/25-7/3.
- 👉 Went 2-for-4 on 6/25 vs. BAL, snapping an 0-for-30 skid dating back to 2014 (started 0-for-12 in 2015)... Recorded an inning-ending DP in the 9th, throwing out David Lough at home.
- 👉 Recalled for the final time on 7/29 and started 57 of the Sox' remaining 61 games (CF-24, RF-20, LF-13).
- 👉 Hit .446 with a .489 OBP, .952 SLG, and 1.441 OPS during a 25-game stretch from 8/9-9/7, with 24 of his 37 hits in that span going for extra bases (37-for-83, 32 RBI, 29 R, 13 2B, 4 3B, 7 HR, 7 BB).
- 👉 During that 25-game span, led the majors in AVG, SLG, OPS, XBH, runs, and doubles, also ranking 2nd in OBP, RBI, and triples.
- 👉 Went 2-for-3, HR, 3B, BB, 5 RBI on 8/9 at DET...Was the 1st Red Sox No. 9 hitter with as many as 5 RBI in a game since Trot Nixon on 7/24/99 at DET (5).
- 👉 Recorded 7 XBH (5 2B, 2 HR) during a 3-game series vs. SEA from 8/14-16, most by any Red Sox in a single series since Dwight Evans had 7 XBH from 8/12-14/88 vs. DET (4 2B, 3B, 2 HR) (see box below).
- 👉 Had 11 consecutive hits go for extra bases, 8/14-23.
- 👉 Recorded at least 1 hit and scored at least 1 run in 8 consecutive games from 8/30-9/7 (.577, 15-for-26).
- 👉 On 9/7 vs. TOR, went 4-for-4, 2B, HR, 4 RBI... Recorded at least 4 hits and 4 RBI for the 2nd time in 23 days (also 8/15 vs. SEA), the shortest span by a Red Sox since Manny Ramirez in 2002.
- 👉 Started in LF for the International League in the 2015 Triple-A All-Star Game (0-for-3, R, BB, HBP)... Was the leading vote-getter in fan balloting.
- 👉 **2014: Spent the majority of the season with BOS, leading the club with 125 appearances as an OF...Named a finalist for the AL Gold Glove Award in CF.**
- 👉 Committed just 1 error in 318 ML chances (.997).
- 👉 Had 13 OF assists, tied for 3rd in MLB and most by a Red Sox since Jason Bay in 2009 (15)...All 13 came as a CF, the 2nd-most assists by a Red Sox rookie CF in the past 100 years (Ellis Burks, 15 in 1987).
- 👉 Was involved in 8 double plays, 5 more than any other OF in MLB...It marked the most double plays in MLB by a rookie OF since WSH's Del Unser had 10 in 1968, and T-2nd most by a Red Sox rookie OF in club history (Duffy Lewis, 9 in 1910).
- 👉 Was the 1st ML OF to have as many as 8 double plays since WSH's Alfonso Soriano in 2006 (9), and 1st Red Sox since Dwight Evans in 1975 (8).
- 👉 Was optioned to Triple-A Pawtucket on 3/28, but was recalled on 3/31 prior to the season opener at BAL when Shane Victorino went on the DL.
- 👉 Had 9 XBH (8 2B, 3B) in March/April, most by a Sox rookie before May since Shea Hillenbrand (12 in 2001).
- 👉 Broke up Jose Quintana's no-hit bid with an RBI single in the 6th inning on 7/10 vs. CWS.
- 👉 Optioned to Pawtucket on 8/18 and played 16 games for the PawSox, including 2 in the playoffs.
- 👉 Recalled by the Red Sox on 9/5 and appeared in 15 games (9 starts) over the remainder of the season.
- 👉 **2013: Split the season between BOS and Triple-A Pawtucket after never before playing above Double-A...Appeared in 37 games (26 starts) over 4 stints with BOS.**
- 👉 Broke spring training with the ML club, just the 2nd Sox farmhand since 1981 to make an Opening Day roster without Triple-A experience (also Shea Hillenbrand, 2001).
- 👉 Made ML debut with a start in LF on Opening Day, 4/1 at NYY...At 22 years old, was the youngest Sox OF to start on Opening Day since a 21-year-old Dwight Evans in 1973 (RF) and the club's youngest Opening Day LF since Carl Yastrzemski in 1962 (22 years old).
- 👉 Was the 1st Red Sox to make his ML debut with an Opening Day start since Shea Hillenbrand in 2001.
- 👉 Went 0-for-2 with 3 BB, an RBI, and 2 runs scored in his debut...Was the 1st ML player with 3 BB in his debut since MIN's Danny Ardoin on 8/2/00, the 1st Red Sox to do it since Joe Lahoud on 4/10/68.
- 👉 Recorded his 1st ML hit in his 2nd game on 4/3 at NYY, a 3rd-inning single off Cody Eppley.
- 👉 Joined Sam Horn as the only Red Sox since 1913 to score multiple runs in each of their first 2 ML games.
- 👉 Joined Jim Rice as the only Red Sox with an RBI in each of their first 3 ML games since RBI became an official stat in 1920.
- 👉 Hit 1st ML homer off Justin Grimm on 6/4 vs. TEX.
- 👉 On the PawSox' 7-day DL from 5/4-17 (biceps tendinitis) and 7/31-8/8 (right elbow inflammation).
- 👉 Was named Red Sox Minor League Defensive Player of the Month for June.
- 👉 Went 5-for-13 (.385) in 3 IL playoff games.
- 👉 Following the season, ranked by *Baseball America* as BOS' No. 1 OF prospect (No. 3 overall), as well as the system's best defensive OF and as having the system's best OF arm, both for a 2nd straight year.

BRADLEY BECOMES YOUNGEST MAJOR LEAGUER EVER WITH 5 XBH IN A GAME

Bradley set a Red Sox franchise record and tied the MLB record (11th time) with 5 XBH on 8/15/15 vs. SEA (5-for-6, 5 R, 3 2B, 2 HR, 7 RBI)...At 25 years and 118 days old, he was the youngest major leaguer ever with 5 XBH in a game...The only other player 25 or younger with 5 XBH in a game was Larry Twitchell (25 years, 178 days), who accomplished the feat exactly 126 years prior on 8/15/1889 (source: Elias)...Bradley was just the 3rd player in 100 years with at least 5 XBH, 5 R, and 7 RBI in a game, along with Shawn Green for the Dodgers (5/23/02 at MIL) and Joe Adcock for the Braves (7/31/54 at BRO).

2012: Selected as Red Sox Minor League Player of the Year by the Boston Baseball Writers...Also named to *Baseball America's* 2012 Minor League All-Star Second Team.

- 🔥 Named Red Sox Minor League Defensive Player of the Year.
- 🔥 Led BOS farmhands with 90 R, 87 BB, and a .430 OBP (min. 250 AB).
- 🔥 Began the year with High-A Salem and earned Carolina League mid- and postseason All-Star honors.
- 🔥 Selected as the organization's Minor League Defensive Player of the Month for April.
- 🔥 Named Topps Player of the Month in the CL for May after batting .382 (34-for-89) with a CL-high 21 BB.
- 🔥 Played the entire Carolina/California League All-Star Game on 6/19, batting leadoff and playing CF.
- 🔥 Led all full-season minor leaguers with a .480 OBP prior to promotion to Double-A on 6/21...Also topped the Carolina League with a .359 AVG, 53 R (tied), 26 2B, and 52 BB in the 1st half.
- 🔥 Following the season, ranked by *Baseball America* as BOS' No. 1 OF prospect (No. 2 overall), the best defensive OF, and as having the best OF arm and best strike zone discipline in the system.
- 🔥 Selected by *Baseball America* as the No. 1 OF prospect in both the Carolina League (No. 4 overall) and the Eastern League (No. 5 overall).
- 🔥 Rated in *Baseball America's* Best Tools Survey as the Carolina League's most exciting player, best defensive OF, best batting prospect, and best base runner, as well as having the CL's best OF arm and best strike zone judgment.

2011: Following his 1st pro season, ranked by *Baseball America* as BOS' No. 3 OF prospect and No. 10 prospect overall, as well as the best defensive OF in the system.

Personal

- 🔥 Full name is Jackie Bradley Jr.
- 🔥 Married to Erin...The couple had a daughter, Emerson, in June 2016.
- 🔥 Signed by Quincy Boyd (Red Sox).
- 🔥 Is a distant relative of NBA legend Michael Jordan...Jordan's grandfather and Jackie's great-grandmother were siblings.

🔥 Led University of South Carolina to the 2010 National Championship with a .368 AVG...Named Most Outstanding Player at the College World Series.

- 🔥 Played for Hyannis of the Cape Cod League in 2009 and for USA Baseball's Collegiate National Team in 2010.
- 🔥 Graduated from Prince George (VA) High School.

In the Community

- 🔥 Named the BoSox Club's 2017 Man of the Year...The award recognizes not only success on the field, but also cooperation and efforts in community endeavors.
- 🔥 Served as captain of the Red Sox Scholars program in 2016 and 2017, and is slated to once again hold that role in 2018...Has taken part in a Red Sox Scholars shopping spree at Target in each of the last 2 Augusts.
- 🔥 Has interacted with fans at Red Sox Winter Weekend in each of the last 3 years, signing autographs, posing for pictures, and taking part in panel discussions.
- 🔥 On 1/31/18, spoke to middle school students at Thayer Academy in Braintree, MA, as part of a tribute to Jackie Robinson's life on what would have been his 99th birthday.
- 🔥 In 2017, met with children from The BASE program at Fenway Park and in Roxbury, MA.
- 🔥 Has frequently met with Jimmy Fund patients in Fort Myers and Boston...Attended a Jimmy Fund Rally Against Cancer event at Fisher School in Walpole, MA, in 2017.
- 🔥 Has been a regular attendee at Red Sox Foundation events and in the Red Sox Destinations program, interacting with fans as part of a VIP experience.
- 🔥 Has also been a regular participant in the Fort Myers "Day of Service" during spring training.
- 🔥 Has spoken to children at Red Sox Kids Camps.
- 🔥 Provided a fielding lesson to a fan as part of an auction experience during spring training in 2016.
- 🔥 In April 2016, spent time with 2 children—Liam and Tyler—as part of the Kids Wish Network.
- 🔥 In 2014, visited with patients at Walter Reed Medical Center and attended the Jackie Robinson RBI clinic in NY.
- 🔥 Spent time with Jimmy Fund and Boston Children's Hospital patients during the 2013 Red Sox Rookie Development Program.

Jackie Bradley Jr., Continued

Jackie Bradley Jr.'s Career Record

| YEAR | CLUB | AVG | G | AB | R | H | 2B | 3B | HR | RBI | SH | SF | HB | BB | SO | SB | CS | E |
|----------------------------|------------|-------------|------------|-------------|------------|------------|-----------|-----------|-----------|------------|----------|-----------|-----------|------------|------------|-----------|-----------|-----------|
| 2011 | Lowell | .190 | 6 | 21 | 5 | 4 | 0 | 0 | 0 | 0 | 0 | 0 | 0 | 4 | 5 | 0 | 2 | 0 |
| | Greenville | .333 | 4 | 15 | 2 | 5 | 1 | 0 | 1 | 3 | 0 | 0 | 0 | 0 | 3 | 0 | 0 | 0 |
| 2012 | Salem | .359 | 67 | 234 | 53 | 84 | 26 | 2 | 3 | 34 | 0 | 8 | 10 | 52 | 40 | 16 | 6 | 4 |
| | Portland | .271 | 61 | 229 | 37 | 62 | 16 | 2 | 6 | 29 | 0 | 3 | 4 | 35 | 49 | 8 | 3 | 3 |
| 2013 | BOSTON | .189 | 37 | 95 | 18 | 18 | 5 | 0 | 3 | 10 | 0 | 0 | 2 | 10 | 31 | 2 | 0 | 1 |
| | Pawtucket | .275 | 80 | 320 | 57 | 88 | 26 | 3 | 10 | 35 | 2 | 1 | 10 | 41 | 75 | 7 | 7 | 0 |
| 2014 | BOSTON | .198 | 127 | 384 | 45 | 76 | 19 | 2 | 1 | 30 | 1 | 2 | 5 | 31 | 121 | 8 | 0 | 1 |
| | Pawtucket | .212 | 14 | 66 | 6 | 14 | 1 | 0 | 1 | 5 | 0 | 0 | 0 | 3 | 18 | 0 | 1 | 0 |
| 2015 | BOSTON | .305 | 71 | 282 | 38 | 86 | 18 | 1 | 9 | 29 | 1 | 0 | 5 | 30 | 44 | 4 | 4 | 3 |
| | BOSTON | .249 | 74 | 221 | 43 | 55 | 17 | 4 | 10 | 43 | 1 | 3 | 3 | 27 | 69 | 3 | 0 | 1 |
| 2016 | BOSTON | .267 | 156 | 558 | 94 | 149 | 30 | 7 | 26 | 87 | 0 | 5 | 10 | 63 | 143 | 9 | 2 | 3 |
| 2017 | BOSTON | .245 | 133 | 482 | 58 | 118 | 19 | 3 | 17 | 63 | 0 | 2 | 9 | 48 | 124 | 8 | 3 | 4 |
| | Pawtucket | .200 | 2 | 5 | 1 | 1 | 0 | 0 | 1 | 1 | 0 | 0 | 0 | 2 | 2 | 0 | 0 | 0 |
| Major League Totals | | .239 | 527 | 1740 | 258 | 416 | 90 | 16 | 57 | 233 | 2 | 12 | 29 | 179 | 488 | 30 | 5 | 10 |
| Minor League Totals | | .294 | 305 | 1172 | 199 | 344 | 88 | 8 | 31 | 136 | 3 | 12 | 29 | 167 | 236 | 35 | 23 | 10 |

2011 Signed by the Boston Red Sox as a supplemental-round selection (40th overall) in the June Draft

2017 On disabled list with a right knee sprain, 4/9-20

2017 On disabled list with a sprained left thumb, 8/23-9/1

Division Series Record

| YEAR | CLUB | AVG | G | AB | R | H | 2B | 3B | HR | RBI | SH | SF | HB | BB | SO | SB | CS | E |
|-------------------------------|-------------|-------------|----------|-----------|----------|----------|----------|----------|----------|----------|----------|----------|----------|----------|-----------|----------|----------|----------|
| 2016 | BOS vs. CLE | .100 | 3 | 10 | 0 | 1 | 0 | 0 | 0 | 0 | 0 | 0 | 1 | 0 | 7 | 0 | 0 | 0 |
| 2017 | BOS vs. HOU | .200 | 4 | 15 | 1 | 3 | 0 | 0 | 1 | 5 | 0 | 0 | 0 | 0 | 6 | 0 | 0 | 0 |
| Division Series Totals | | .160 | 7 | 25 | 1 | 4 | 0 | 0 | 1 | 5 | 0 | 0 | 1 | 0 | 13 | 0 | 0 | 0 |

Additional Batting Statistics

| YEAR | CLUB | OBP | SLG | OPS | TB | GDP |
|----------------------------|--------|-------------|-------------|-------------|------------|-----------|
| 2013 | BOSTON | .280 | .337 | .617 | 32 | 1 |
| 2014 | BOSTON | .265 | .266 | .531 | 102 | 10 |
| 2015 | BOSTON | .335 | .498 | .832 | 110 | 5 |
| 2016 | BOSTON | .349 | .486 | .835 | 271 | 10 |
| 2017 | BOSTON | .323 | .402 | .726 | 194 | 8 |
| Major League Totals | | .318 | .407 | .726 | 709 | 34 |

All-Star Game Record

| YEAR | CLUB | AVG | G | AB | R | H | 2B | 3B | HR | RBI | SH | SF | HB | BB | SO | SB | CS | E |
|------|----------|-------|---|----|---|---|----|----|----|-----|----|----|----|----|----|----|----|---|
| 2016 | AL at SD | 1.000 | 1 | 2 | 0 | 2 | 0 | 0 | 0 | 0 | 0 | 0 | 0 | 0 | 0 | 0 | 0 | 0 |

Career Fielding Record

| YEAR | CLUB | POS | PCT. | G | GS | PO | A | E | TC | DP |
|----------------------|--------|-----------|-------------|------------|------------|-------------|-----------|-----------|-------------|-----------|
| 2013 | BOSTON | OF | .983 | 34 | 26 | 57 | 1 | 1 | 59 | 0 |
| 2014 | BOSTON | OF | .997 | 125 | 111 | 304 | 13 | 1 | 318 | 8 |
| 2015 | BOSTON | OF | .994 | 73 | 66 | 159 | 4 | 1 | 164 | 2 |
| 2016 | BOSTON | OF | .992 | 156 | 156 | 365 | 13 | 3 | 381 | 3 |
| 2017 | BOSTON | OF | .987 | 132 | 131 | 300 | 6 | 4 | 310 | 1 |
| Career Totals | | OF | .992 | 521 | 489 | 1185 | 37 | 10 | 1232 | 14 |

Career Single-Game Highs

| | |
|-----------------------|----------------------------------|
| HITS | 5, 8/15/15 vs. SEA |
| DOUBLES | 3, 8/15/15 vs. SEA |
| HOME RUNS | 2, 2 times, last 5/11/16 vs. OAK |
| RBI | 7, 8/15/15 vs. SEA |
| RUNS SCORED | 5, 8/15/15 vs. SEA |
| WALKS | 3, 4 times, last 5/29/16 at TOR |
| STRIKEOUTS | 4, 3 times, last 8/24/16 at TB |
| STOLEN BASES | 1, 30 times, last 9/6/17 vs. TOR |
| HITTING STREAK | 29, 4/24-5/25/16 |
| EJECTIONS | None |

Home Run Notes

MULTI-HOME RUN GAMES (2)

2-HOME RUN GAMES (2)

8/15/15 vs. SEA; 5/11/16 vs. OAK

LEADOFF HOME RUNS (0)

GRAND SLAMS (1)

5/9/16 vs. OAK off John Axford

PINCH-HIT HOME RUNS (0)

EXTRA-INNING HOME RUNS (0)

GAME-ENDING HOME RUNS (0)

INSIDE-THE-PARK HOME RUNS (0)

70 DAN BUTLER CATCHER



Bats: Right • **Throws:** Right • **Height:** 5-9 • **Weight:** 206

Opening Day Age: 31 • **MLB Service:** 45 days

Born: 10/17/1986 in Phoenix, AZ

Resides: Gilbert, AZ

Acquired: Signed as a minor league free agent on 12/13/2017

Contract Status: Signed through 2018

Non-Roster Invitee

Career Highlights

🔥 Entering his 10th professional season, his 9th in the Red Sox organization (2009-14, 2016-18).

🔥 Was signed by the Red Sox as a non-drafted free agent in 2009...Traded to WSH in January 2015, but re-signed with BOS as a minor league free agent in 2016.

🔥 Has appeared in 7 ML games, all in 2014 with BOS.

🔥 Earned the organization's 2014 Lou Gorman Award, given annually to a BOS minor leaguer that has demonstrated dedication and perseverance in overcoming obstacles while working his way to the major league team.

🔥 Has hit .256 (600-for-2,342) in 701 minor league games, including 618 in the Red Sox system...Has thrown out 213 of 732 attempted base stealers (29.1%).

🔥 Was Triple-A Pawtucket's team MVP in 2013.

🔥 Named a mid-season All-Star in 2010 and 2011, his first 2 full pro campaigns, after going undrafted.

2017: Led Triple-A Pawtucket with 72 games (71 starts) behind the plate...Hit .259 (60-for-232) with 15 2B, 4 HR, and 34 RBI.

🔥 Caught 20 of 77 attempted base stealers (26.0%) and was part of 9 double plays.

🔥 Went 17-for-51 (.333) with RISP, posting a .993 OPS (6 2B, 2 HR, 11 BB).

🔥 Was batting .163 (7-for-43) entering play on 5/12... Over his next 30 games from 5/12-7/17, hit .357 with a .962 OPS (35-for-98, 15 R, 9 2B, 3 HR, 20 RBI).

🔥 Reached base in 14 straight games from 6/13-7/13.

🔥 Homered twice on 7/17 vs. Toledo, as the PawSox erased an 8-0 1st-inning deficit to win, 9-8...Hit a 2-run HR in the 4th and a game-tying 3-run shot in the 5th.

2016: Hit .308 (45-for-146) with a .399 OBP and an .851 OPS in 48 games with Triple-A Pawtucket.

🔥 Allowed only 1 passed ball and committed 0 errors in 353 chances in 47 games behind the plate...Threw out 8 of 37 (21.6%) attempted base stealers.

🔥 Batted .344 (42-for-122) in his final 38 games (beginning 6/1)...Hit .464 (13-for-28) in August.

2015: Spent the year with Triple-A Syracuse in his only season in the Nationals organization... Started at catcher in each of his 83 appearances.

🔥 Acquired from BOS in exchange for LHP Danny Rosenbaum on 1/13.

🔥 Hit .329 (24-for-73) during a 21-game stretch from 6/12-7/12...Posted a .354 OBP in 18 games in June.

🔥 Designated for assignment on 7/28 and outrighted to Syracuse on 7/31.

2014: Made his ML debut with BOS, appearing in 7 games for the Red Sox over 2 stints...Spent majority of season with Triple-A Pawtucket.

🔥 Earned the Red Sox' Lou Gorman Award, given to a BOS minor leaguer that has demonstrated dedication and perseverance in overcoming obstacles while working his way to the ML team.

🔥 Recalled from Pawtucket on 8/2 for 1st career ML stint when David Ross was placed on the 15-day DL.

🔥 Made ML debut on 8/10 at LAA (0-for-3, BB)... Optioned back to Pawtucket on 8/20.

🔥 After 9/2 recall, appeared in 4 more games for BOS.

🔥 Went 3-for-4 with 2 2B on 9/10 vs. BAL...Broke up Wei-Yin Chen's perfect game bid with his 1st ML hit, a 6th-inning double.

🔥 Became the 1st Red Sox whose 1st career hit broke up a no-hitter in the 6th inning or later since Cecil Cooper on 9/11/71 at DET in the 8th inning off Joe Coleman (source: Elias).

🔥 Collected his first 2 career RBI in the Sox' final game of the season on 9/28 vs. NYY.

2013: Named Pawtucket's team MVP in 1st full Triple-A season...Led the PawSox in SLG (.479) and ranked 2nd on the club with a career-high 14 HR in 84 games.

🔥 Led International League catchers with 54 assists...Set a PawSox record with 20 PB (caught 2 knuckleballers).

🔥 Named Red Sox Minor League Hitter of the Month for July (18 G, .362 AVG, 21-for-58, 4 2B, 5 HR, 11 RBI).

🔥 Homered 4 times over a 4-game stretch from 7/19-24, including a 2-HR effort on 7/23 at Norfolk.

🔥 Played in 7 playoff games for Pawtucket.

🔥 Following the season, appeared in 12 games for Toros del Este of the Dominican Winter League.

2012: Spent most of the year with Double-A Portland before appearing in 22 Triple-A games with Pawtucket.

🔥 Missed time on the DL from 5/12-20 (right quad strain).

🔥 Promoted to Pawtucket on 8/3.

🔥 Hit 2 HR on 9/1 vs. Scranton/Wilkes-Barre as the PawSox clinched the Wild Card.

🔥 Played in 6 postseason games...Homered in Game 2 of the Governors' Cup Championship (9/12 vs. Charlotte).

🔥 Following the season, appeared in 28 games for Toros del Este of the Dominican Winter League.

Dan Butler

Dan Butler, Continued

2011: Named a Carolina League mid-season All-Star...Batted .241 (92-for-381) with 12 HR and 71 RBI in 113 games for High-A Salem, Double-A Portland, and Triple-A Pawtucket.

- ☛ Hit a 2-run HR in Boston's 3/30 exhibition at HOU.
- ☛ Led Salem in RBI (66) and ranked 2nd in HR (11).
- ☛ Received CL Player of the Week honors 3 times (4/18-24, 5/30-6/5, and 7/25-31).
- ☛ Following the season, hit .313 (15-for-48) in 16 games for Scottsdale in the Arizona Fall League.

2010: Led Red Sox farmhands in AVG (.310) in 98 games spent mostly at Single-A Greenville and High-A Salem...Named a South Atlantic League mid-season All-Star.

- ☛ Named SAL Player of the Week for 4/19-25 and Red Sox Minor League Defensive Player of the Month for April.
- ☛ Ranked among SAL leaders in AVG (2nd, .327) and OPS (3rd, .929) prior to his promotion to Salem on 7/15.
- ☛ Also played 2 games with Triple-A Pawtucket in July.

2009: Spent most of his 1st professional season with Short-A Lowell.

- ☛ In the playoffs, hit a go-ahead, 11th-inning HR and Lowell held on for a 3-2 win at Staten Island in Game 2 of the New York-Penn League semifinals.

Personal

- ☛ Full name is Daniel John Butler.
- ☛ Married his wife, Felice, on 11/18/17.
- ☛ Signed by Matt Mahoney (Red Sox).
- ☛ Hit .263 with 3 HR and 18 RBI in 27 games for the University of Arizona as a senior in 2009.
- ☛ Played for Yarmouth-Dennis and Brewster during the 2009 Cape Cod Baseball League season.

In the Community

- ☛ During spring training in 2016 and 2017, participated in the annual Children's Hospital Celebrity Golf Classic.
- ☛ Also participated in Casino Night during 2017 spring training, an event that benefits the Red Sox Foundation.
- ☛ Attended the annual PawSox Bowlathon in June 2016 to benefit The Tomorrow Fund, a Rhode Island-based organization which financially supports families with children who are battling cancer.
- ☛ Has been active in the PawSox' free youth clinics.
- ☛ Was involved in local community outreach as part of the Red Sox Rookie Development Program in January 2013, including a visit with patients at the Jimmy Fund and Boston Children's Hospital.

Dan Butler's Career Record

| YEAR | CLUB | AVG | G | AB | R | H | 2B | 3B | HR | RBI | SH | SF | HB | BB | SO | SB | CS | E |
|------|---------------------|------|-----|------|-----|-----|-----|----|----|-----|----|----|----|-----|-----|----|----|----|
| 2009 | Lowell | .179 | 22 | 78 | 7 | 14 | 3 | 1 | 1 | 10 | 0 | 1 | 5 | 4 | 14 | 0 | 1 | 2 |
| | Salem | .000 | 2 | 3 | 0 | 0 | 0 | 0 | 0 | 0 | 0 | 0 | 0 | 0 | 1 | 0 | 0 | 0 |
| | Greenville | .327 | 61 | 214 | 37 | 70 | 18 | 3 | 6 | 31 | 0 | 1 | 9 | 20 | 44 | 0 | 0 | 9 |
| 2010 | Pawtucket | .000 | 2 | 5 | 0 | 0 | 0 | 0 | 0 | 0 | 0 | 0 | 0 | 0 | 1 | 0 | 0 | 0 |
| | Salem | .292 | 35 | 113 | 16 | 33 | 12 | 0 | 1 | 17 | 0 | 1 | 6 | 23 | 21 | 1 | 0 | 1 |
| | Salem | .247 | 91 | 312 | 39 | 77 | 20 | 0 | 11 | 66 | 0 | 5 | 7 | 45 | 56 | 4 | 1 | 3 |
| 2011 | Portland | .212 | 21 | 66 | 4 | 14 | 5 | 0 | 0 | 2 | 0 | 0 | 1 | 9 | 11 | 0 | 0 | 3 |
| | Pawtucket | .333 | 1 | 3 | 1 | 1 | 0 | 0 | 1 | 3 | 0 | 0 | 0 | 0 | 2 | 0 | 0 | 0 |
| | Portland | .251 | 73 | 247 | 29 | 62 | 14 | 2 | 6 | 26 | 0 | 0 | 7 | 31 | 42 | 0 | 0 | 5 |
| 2012 | Pawtucket | .233 | 22 | 73 | 8 | 17 | 5 | 0 | 3 | 11 | 0 | 1 | 0 | 9 | 20 | 0 | 0 | 0 |
| | Pawtucket | .262 | 84 | 282 | 32 | 74 | 19 | 0 | 14 | 45 | 0 | 2 | 5 | 34 | 59 | 1 | 1 | 6 |
| | Pawtucket | .241 | 83 | 286 | 35 | 69 | 19 | 0 | 4 | 30 | 0 | 5 | 5 | 29 | 71 | 0 | 0 | 2 |
| 2013 | BOSTON | .211 | 7 | 19 | 1 | 4 | 3 | 0 | 0 | 2 | 0 | 0 | 0 | 1 | 5 | 0 | 0 | 1 |
| | Syracuse | .227 | 83 | 282 | 28 | 64 | 20 | 1 | 1 | 26 | 2 | 3 | 6 | 32 | 65 | 0 | 0 | 2 |
| | Pawtucket | .308 | 48 | 146 | 14 | 45 | 12 | 0 | 3 | 16 | 1 | 0 | 2 | 20 | 34 | 0 | 0 | 0 |
| 2016 | Pawtucket | .259 | 73 | 232 | 26 | 60 | 15 | 0 | 4 | 34 | 1 | 4 | 2 | 27 | 48 | 0 | 0 | 4 |
| | Major League Totals | .211 | 7 | 19 | 1 | 4 | 3 | 0 | 0 | 2 | 0 | 0 | 0 | 1 | 5 | 0 | 0 | 1 |
| | Minor League Totals | .256 | 701 | 2342 | 276 | 600 | 162 | 7 | 55 | 317 | 4 | 23 | 55 | 283 | 489 | 6 | 3 | 37 |

- 2009 Signed by the Boston Red Sox as a non-drafted free agent, 7/28
- 2015 Acquired by the Washington Nationals in exchange for LHP Danny Rosenbaum, 1/13
- 2016 Signed by the Boston Red Sox as a minor league free agent, 1/16
- 2016 Signed by the Boston Red Sox as a minor league free agent, 12/14
- 2017 Signed by the Boston Red Sox as a minor league free agent, 12/13

Additional Batting Statistics

| YEAR | CLUB | OBP | SLG | OPS | TB | GDP |
|------|--------|------|------|------|----|-----|
| 2014 | BOSTON | .250 | .368 | .618 | 7 | 1 |

Career Fielding Record

| YEAR | CLUB | POS | PCT. | G | GS | PO | A | E | TC | DP | CCS | SB | CCS% | PB | PKO | INN | ERA |
|------|--------|-----|------|---|----|----|---|---|----|----|-----|----|------|----|-----|------|------|
| 2014 | BOSTON | C | .977 | 7 | 5 | 41 | 2 | 1 | 44 | 0 | 0 | 3 | 0.00 | 2 | 0 | 49.0 | 5.33 |

Career Single-Game Highs

| | |
|----------------|---------------------------------|
| HITS | 3, 9/10/14 vs. BAL |
| DOUBLES | 2, 9/10/14 vs. BAL |
| HOME RUNS | None |
| RBI | 2, 9/28/14 vs. NYY |
| RUNS SCORED | 1, 9/28/14 vs. NYY |
| WALKS | 1, 8/10/14 at LAA |
| STRIKEOUTS | 2, 2 times, last 8/13/14 at CIN |
| STOLEN BASES | None |
| HITTING STREAK | None |
| EJECTIONS | None |

79 TY BUTTREY

RHP



Ty Buttrey

Bats: Left • **Throws:** Right • **Height:** 6-6 • **Weight:** 246
Opening Day Age: 24 • **MLB Service:** None
Born: 3/31/1993 in Matthews, NC
Resides: Gulfport, FL
Acquired: Selected in the 4th round of the 2012 June Draft
Contract Status: Signed through 2018

Career Highlights

🔥 Entering his 7th professional season—all in the Red Sox organization—and his 1st in ML Spring Training.

🔥 Ranked by *Baseball America* as having the best changeup in the Red Sox' minor league system.

🔥 Worked primarily as a starter until moving to the bullpen in June 2016.

🔥 Participated in the Red Sox Rookie Development Program in January 2018.

2017: Posted a 4.81 ERA (34 ER/63.2 IP) with 10.46 SO/9.0 IP in 40 games between Double-A Portland and Triple-A Pawtucket.

🔥 Held RHH to a .198/.282/.244 batting line between the 2 clubs (26-for-131, 3 2B, 1 HR, 14 BB, 43 SO).

🔥 Appeared in 10 games over 2 stints with the PawSox (6/4-7/13 and 7/18-21).

🔥 Began the year with the Sea Dogs and earned the win in his season debut on 4/7 vs. Reading...Earned his 1st career save in his 2nd game on 4/10 vs. Binghamton.

🔥 Allowed 0 R in his final 2 games with Pawtucket (5.0 IP).

🔥 Earned his 1st Triple-A win with 3.0 scoreless innings on 7/18 vs. Toledo.

🔥 Allowed 4 ER in 0.0 IP on 8/27 vs. Binghamton, but posted a 2.25 ERA (8 ER/32.0 IP) in his other 22 games from 7/7 through the end of the Arizona Fall League season.

🔥 Posted a 2.16 ERA (2 ER/8.1 IP) in 7 appearances for AFL champion Peoria.

🔥 Added to the Red Sox' 40-man roster on 11/20.

2016: Spent the entire season with Double-A Portland...Posted a 3.00 ERA (14 ER/42.0 IP) in his 24 relief appearances.

🔥 His first 9 appearances came as a starter.

🔥 Gave up 5 ER in 1.2 IP on 8/31 at Reading, but posted a 2.01 ERA (9 ER/40.1 IP) in his other 23 relief outings.

🔥 Allowed 0 hits in 4 straight outings from 8/6-17 (6.1 IP).

2015: Combined with Single-A Greenville (4 GS) and High-A Salem (21 GS) to go 9-10 with a 3.92 ERA (60 ER/137.2 IP).

🔥 After the season, ranked by *Baseball America* as the No. 18 prospect in the organization.

🔥 Named Red Sox Minor League Starting Pitcher of the Month for April with Greenville.

🔥 Pitched 5.0 hitless innings on 4/26 vs. Asheville.

🔥 Transferred to Salem on 5/1 and allowed 0 HR in his first 11 starts with the club (60.2 IP).

2014: Spent the season with Single-A Greenville, but missed more than 2 months on the disabled list with a fractured right hand.

🔥 Made only 4 starts for Greenville before landing on the DL on 5/19.

🔥 Made 5 rehab appearances between the Rookie-level Gulf Coast League Red Sox and Short-A Lowell.

🔥 Activated from the DL on 7/29.

2013: Led Red Sox minor leaguers with a 2.21 ERA (15 ER/61.0 IP), making 13 appearances (all starts) for Short-A Lowell.

2012: Made 4 appearances (3 GS) with the Rookie-level Gulf Coast League Red Sox in his pro debut.

Personal

🔥 Full name is Ty Douglas Buttrey.

🔥 Married his wife, Samantha, on 12/30/17.

🔥 Signed by Quincy Boyd (Red Sox).

🔥 Went 9-2 with a 0.91 ERA (7 ER/69.0 IP) at Providence (NC) Senior High School in 2012.

In the Community

🔥 As part of the Red Sox Rookie Development Program in January 2018, helped paint murals at the Dimock Center in Roxbury, MA, and visited patients at Boston Children's Hospital.

Ty Buttrey's Career Record

| YEAR | CLUB | W-L | ERA | G | GS | CG | SHO | SV | IP | H | R | ER | HR | HB | BB | SO | WP | BK |
|------|----------------------------|--------------|-------------|------------|-----------|----------|----------|----------|--------------|------------|------------|------------|-----------|-----------|------------|------------|-----------|----------|
| 2012 | GCL Red Sox | 0-0 | 1.80 | 4 | 3 | 0 | 0 | 0 | 5.0 | 5 | 2 | 1 | 0 | 1 | 1 | 5 | 0 | 1 |
| 2013 | Lowell | 4-3 | 2.21 | 13 | 13 | 0 | 0 | 0 | 61.0 | 54 | 21 | 15 | 0 | 5 | 21 | 35 | 7 | 0 |
| 2014 | Greenville | 0-5 | 6.85 | 11 | 11 | 0 | 0 | 0 | 46.0 | 59 | 41 | 35 | 5 | 1 | 24 | 40 | 4 | 0 |
| | GCL Red Sox | 0-0 | 1.80 | 2 | 2 | 0 | 0 | 0 | 5.0 | 2 | 1 | 1 | 0 | 1 | 1 | 4 | 0 | 0 |
| | Lowell | 0-0 | 3.09 | 3 | 2 | 0 | 0 | 0 | 11.2 | 11 | 6 | 4 | 0 | 0 | 7 | 12 | 2 | 1 |
| 2015 | Greenville | 1-0 | 2.45 | 4 | 4 | 0 | 0 | 0 | 22.0 | 17 | 8 | 6 | 2 | 1 | 3 | 22 | 0 | 0 |
| | Salem | 8-10 | 4.20 | 21 | 21 | 0 | 0 | 0 | 115.2 | 117 | 62 | 54 | 5 | 5 | 45 | 81 | 13 | 1 |
| 2016 | Portland | 1-9 | 4.44 | 33 | 9 | 0 | 0 | 0 | 79.0 | 80 | 52 | 39 | 6 | 7 | 46 | 52 | 5 | 1 |
| 2017 | Portland | 1-4 | 3.72 | 30 | 0 | 0 | 0 | 4 | 46.0 | 39 | 22 | 19 | 1 | 2 | 23 | 56 | 5 | 3 |
| | Pawtucket | 1-1 | 7.64 | 10 | 0 | 0 | 0 | 0 | 17.2 | 21 | 16 | 15 | 2 | 0 | 10 | 18 | 4 | 0 |
| | Minor League Totals | 16-32 | 4.16 | 131 | 65 | 0 | 0 | 4 | 409.0 | 405 | 231 | 189 | 21 | 23 | 181 | 325 | 40 | 7 |

2012 Signed by the Boston Red Sox as a 4th-round selection in the June Draft

38 OF RUSNEY CASTILLO



Bats: Right • **Throws:** Right • **Height:** 5-9 • **Weight:** 204

Opening Day Age: 30 • **MLB Service:** 143 days

Born: 7/9/1987 in Ciego de Avila, Cuba

Resides: Pinecrest, FL

Acquired: Signed as an international free agent on 8/23/2014

Contract Status: Signed through 2020

Non-Roster Invitee

Career Highlights

- Enters his 5th season in the Red Sox organization.
- Signed a 7-year ML contract with BOS on 8/23/14 after spending his first 5 professional seasons in Cuba.
- Last played in Cuba during the 2012-13 season.
- In 99 ML games (79 starts) from 2014-16, saw time in RF (49 G), LF (26 G), and CF (17 G).
- Made the Red Sox' 2016 Opening Day roster.
- Hit .515 with 2 outs and RISP for BOS in 2015 (17-for-33, 2 HR), the best mark in MLB since Shawn Dunston in 1999 (.593), and the best by an AL player since at least 1974 (min. 25 PA with RISP and 2 outs).

Has played for Caguas in the Puerto Rican Winter League following each of his U.S. seasons, including when Alex Cora was the club's manager (2014-15 and 2015-16)...Helped Puerto Rico win the 2017 and 2018 Caribbean Series championships.

In 360 games over 5 seasons in Cuba's major league, Serie Nacional, posted a .319/.383/.516/.899 batting line, including the postseason (403-for-1,265, 75 2B, 11 3B, 51 HR, 99 BB, 256 R, 76 SB).

Spent all 5 Serie Nacional campaigns with his hometown team, Ciego de Avila...Appeared primarily in CF and RF...Also played 2B and 3B from 2008-10.

During the 2011-12 season, hit .342 with 21 HR and 60 XBH in 113 games, helping Ciego de Avila to the Serie Nacional Championship.

During the 2010-11 season, set career highs with 22 HR and 95 RBI.

Also represented Cuba in the Baseball World Cup and the Pan American Games in 2011.

2017: Spent the entire season with Triple-A Pawtucket...Earned International League mid-season and postseason All-Star honors.

Of his 3 full U.S. seasons, 2017 marked career bests in HR (15), 2B (22), SB (tied, 14), AVG (.314), OBP (.350), and SLG (.507).

Hit safely in 44 of his final 50 games (beginning 5/30), including in 16 straight from 6/4-18 and 14 straight from 7/8-8/4...Hit .342 (67-for-196) in those 50 games.

Hit .395 with a 1.085 OPS vs. LHP (34-for-86, 5 2B, 6 HR)...Struck out in only 7 of 90 PA against lefties.

Batted .377 with RISP (23-for-61), including .417 with 2 outs (10-for-24, 3 HR).

Recorded 3+ hits and 1+ HR in a game 4 times.

In 4 games from 5/17-20, went 8-for-21 (.381) with 3 HR and 3 2B.

CASTILLO VS. LEFT-HANDED PITCHERS, 2015-17

| Year | Club | AVG |
|---------------|-----------|---------------------------|
| 2015 | Pawtucket | .298 (14-for-47) |
| | Boston | .318 (28-for-88) |
| 2016 | Pawtucket | .304 (31-for-102) |
| | Boston | .000 (0-for-1) |
| | Caguas | .500 (9-for-18) |
| 2017 | Pawtucket | .395 (34-for-86) |
| Totals | | .339 (116-for-342) |

*Does not include postseason games

Batted .390 (30-for-77) in 21 games in June...Hit 2 HR on 6/15 at Syracuse.

On the disabled list from 6/22-7/4 (right groin strain), 7/17-23 (left knee tendinitis), and 8/18 through the end of the season (left knee inflammation).

Finished the season on an 8-game hitting streak.

Following the season, helped Caguas win a 2nd straight Puerto Rican Winter League title by hitting .302 (13-for-43, 3 2B, 2 HR) in 13 playoff games...Also helped Puerto Rico win a 2nd consecutive Caribbean Series title, homering in the finals against the Dominican Republic.

2016: Made his 1st Opening Day roster with the Red Sox, appearing in 9 games over 3 ML stints... Spent most of the season with Triple-A Pawtucket.

Went 2-for-4 with a run scored and a double in his season debut on 4/9 at TOR.

Optioned to Pawtucket on 4/13 and played 37 games over his 1st stint with the PawSox.

Recalled by BOS on 5/31 and pinch ran the following day at BAL...Returned to Triple-A on 6/3.

Recalled on 6/5 for his final ML stint of the season...Made 4 pinch-running appearances from 6/5-11, scoring in 3 of those games.

Was optioned back to Pawtucket on 6/18 and outrighted on 6/20...Played 65 games the rest of the way.

In his final 35 games (beginning 7/27), posted a .328/.369/.445 batting line (45-for-137, 6 2B, 5 3B).

Led Pawtucket with 5 3B...Tripled in 3 consecutive games from 8/10-12.

Following the season, helped Caguas win the Puerto Rican Winter League championship...Batted .392 (20-for-51) in 14 regular season games...Started each of the club's 14 postseason games, hitting safely in 11 of them.

Rusney Castillo, Continued

👉 Batted .283 (17-for-60, 2 HR, 3 2B, 9 R, 4 RBI) in the playoffs as Caguas defeated Mayaguez in the semifinals (4 games to 2) and Santurce in the finals (5 games to 3)... In his final 5 games, was 10-for-23 (.435) with 2 HR.

👉 Also helped Puerto Rico win its 1st Caribbean Series title since 2000, starting 5 games (4-for-23, HR, 4 RBI).

2015: Spent time with BOS (80 G) and Triple-A Pawtucket (40 G) in his 1st full season in the U.S.

👉 Played in 54 of Boston's final 63 games following a 7/27 recall, batting .261 (52-for-199) with 15 XBH (9 2B, 2 3B, 4 HR) in that time.

👉 Hit .515 with 2 outs and RISP (17-for-33, 2 HR, 2B, 3B, 18 RBI), the best mark in MLB since Shawon Dunston in 1999 (.593), and best by an AL player since at least 1974 (min. 25 PA with RISP and 2 outs).

👉 Had a .354 AVG with RISP (23-for-63), 2nd in the AL (min. 50 PA) to DET's Miguel Cabrera (.365).

👉 Posted a .318/.351/.466 batting line vs. LHP in the majors (28-for-88, 2 HR).

👉 The Sox went 34-33 in his 67 starts between RF (39), LF (24), and CF (4).

👉 Had 6 assists (LF-4, RF-2)...Was 1 of 9 major leaguers with multiple assists from both LF and RF.

👉 Hit .338 (27-for-80) in August, his 1st full month in the majors...Had a 16-game on-base streak from 8/4-26 and a career-long 10-game hit streak from 8/11-26 (.410, 16-for-39).

👉 Hit all 5 of his HR from 6/7-8/24...Went deep in back-to-back games played, 8/14 and 8/16 vs. SEA.

👉 Drove in the only run in a 1-0 victory on 6/2 vs. MIN with a 2-out RBI single in the 7th inning for his 1st career game-winning RBI...Also made a HR-saving catch for the 1st out of the 8th inning.

👉 Recorded a pair of run-scoring hits in the 8th inning on 6/7 vs. OAK...Led off the frame with his 1st HR of the season and came around again to hit an RBI single.

👉 According to Elias, was the 1st Red Sox player to record multiple RBI hits in a single inning since Adrián González on 6/20/11 vs. SD.

👉 Drove in a career-high 5 runs in a 5-4 win on 8/24 at CWS, hitting a 3-run HR and a 2-run double...Became the 1st player to drive in all of at least 5 Red Sox runs in a win since David Ortiz had 5 RBI on 9/12/07 vs. TB.

👉 On 9/13 at TB, hit a game-winning, 2-run single in the 13th inning to break a scoreless tie.

👉 Began the year with Pawtucket...Landed on the 7-day DL from 4/12-28 with right shoulder inflammation...Was injured making a diving catch on 4/11 at Lehigh Valley.

👉 Played in 8 postseason games for Caguas in the Puerto Rican Winter League (9-for-36, 2B, 3B).

2014: Signed a 7-year ML contract with the Red Sox on 8/23...Played 11 minor league games and then 10 ML games in his 1st pro action in the U.S.

👉 Reached base safely via hit or walk in 9 of 10 games for BOS, all starts in CF.

👉 In 11 minor league games, all in playoff action, hit .293 (12-for-41) with 7 R, 4 2B, HR, 5 RBI, 5 BB, and 2 SB...Helped the Rookie-level Gulf Coast League Red Sox and Triple-A PawSox to their league titles.

👉 Made his U.S. pro debut in Game 2 of the GCL Championship Series on 8/31 vs. the GCL Yankees1, going 1-for-2 as the DH.

👉 Transferred to Double-A Portland on 9/2 and played 4 postseason games to close out the Sea Dogs' campaign (.357, 5-for-14, 4 R, 2 2B, 2 RBI, BB, SB).

👉 Transferred to the PawSox on 9/8 and played in 5 more playoff games, winning the Governors' Cup (.273, 6-for-22, 3 R, 2 2B, HR, 2 RBI, 3 BB, SB).

👉 Hit a leadoff HR in final minor league contest, the Triple-A Championship Game on 9/16 against Omaha.

👉 Recalled on 9/17 and made ML debut that night at PIT (1-for-4)...1st hit was an infield single off Francisco Liriano in the 4th inning.

👉 Drew a bases-loaded walk in the 6th inning on 9/24 vs. TB for 1st career RBI.

👉 Started each of the Red Sox' final 9 games...Had 3 straight multi-hit games from 9/25-27 (.700, 7-for-10, 2B, 2 HR, 5 RBI)...Drove in at least 1 run in 4 straight games from 9/24-27 (6 total RBI).

👉 His 1st major league XBH was a 3-run HR on 9/25 vs. TB off Steve Geltz in the 3rd inning...Homered the next night in the 7th off NYY's Shawn Kelley.

👉 Following the season, posted a combined .342/.375/.452/.827 line between Surprise of the Arizona Fall League (8 G) and Caguas of the Puerto Rican Winter League (10 G).

👉 Was named to the AFL's Rising Stars Team.

👉 Finished the season ranked by *Baseball America* as the No. 3 prospect in the Red Sox system and the No. 21 prospect overall in baseball.

Personal

👉 Full name is Rusney Castillo...First name is pronounced "roos-NAY."

👉 Established residency in Haiti before signing with the Red Sox.

👉 His father, Julio Castillo Hernandez, and his grandfather, Orlando Castillo, both played baseball in Cuba's major league, Serie Nacional.

In the Community

👉 On 1/30/18, helped deliver nearly 10 tons of supplies to aid Hurricane Maria recovery efforts in Puerto Rico... The JetBlue plane cargo included medical supplies and vaccines, water filtration systems, first aid kits, flashlights, and diapers...In Caguas, helped distribute food, water, and supplies to nearly 300 families, as well as baseball equipment and athletic gear to roughly 100 children.

👉 Attended the annual PawSox Bowlathon in June 2016 to benefit The Tomorrow Fund, a Rhode Island-based organization which financially supports families with children who are battling cancer.

👉 Participated in Pawtucket's annual "Challenger Day" in September 2016, joining PawSox players and coaches who put on a clinic for kids with various mental and physical disabilities.

👉 Signed autographs and posed for pictures with fans at Red Sox Winter Weekend in January of 2015 and 2016.

👉 Visited the Jimmy Fund and painted murals at the Curley K-8 School in Boston during the Red Sox Rookie Development Program in 2014.

Rusney Castillo, Continued

Rusney Castillo's Career Record

| YEAR | CLUB | AVG | G | AB | R | H | 2B | 3B | HR | RBI | SH | SF | HB | BB | SO | SB | CS | E |
|----------------------------|-----------|-------------|------------|------------|------------|------------|-----------|----------|-----------|-----------|----------|----------|-----------|-----------|------------|-----------|----------|----------|
| 2014 | BOSTON | .333 | 10 | 36 | 6 | 12 | 1 | 0 | 2 | 6 | 0 | 0 | 1 | 3 | 6 | 3 | 0 | 0 |
| 2015 | Pawtucket | .282 | 40 | 156 | 17 | 44 | 7 | 0 | 3 | 17 | 0 | 2 | 0 | 14 | 28 | 10 | 2 | 1 |
| | BOSTON | .253 | 80 | 273 | 35 | 69 | 10 | 2 | 5 | 29 | 1 | 1 | 1 | 13 | 54 | 4 | 5 | 5 |
| 2016 | BOSTON | .250 | 9 | 8 | 4 | 2 | 1 | 0 | 0 | 0 | 0 | 0 | 0 | 0 | 3 | 0 | 0 | 0 |
| | Pawtucket | .263 | 103 | 395 | 55 | 104 | 20 | 5 | 2 | 34 | 2 | 4 | 4 | 24 | 68 | 9 | 3 | 3 |
| 2017 | Pawtucket | .314 | 87 | 347 | 52 | 109 | 22 | 0 | 15 | 43 | 0 | 2 | 9 | 11 | 51 | 14 | 2 | 2 |
| Major League Totals | | .262 | 99 | 317 | 45 | 83 | 12 | 2 | 7 | 35 | 1 | 1 | 2 | 16 | 63 | 7 | 5 | 5 |
| Minor League Totals | | .286 | 230 | 898 | 124 | 257 | 49 | 5 | 20 | 94 | 2 | 8 | 13 | 49 | 147 | 33 | 7 | 6 |

2014 Signed by the Boston Red Sox as an international free agent, 8/23

Additional Batting Statistics

| YEAR | CLUB | OBP | SLG | OPS | TB | GDP |
|----------------------------|--------|-------------|-------------|-------------|------------|-----------|
| 2014 | BOSTON | .400 | .528 | .928 | 19 | 0 |
| 2015 | BOSTON | .288 | .359 | .647 | 98 | 11 |
| 2016 | BOSTON | .250 | .375 | .625 | 3 | 0 |
| Major League Totals | | .301 | .379 | .679 | 120 | 11 |

Career Fielding Record

| YEAR | CLUB | POS | PCT. | G | GS | PO | A | E | TC | DP |
|----------------------|--------|-----------|-------------|-----------|-----------|------------|----------|----------|------------|----------|
| 2014 | BOSTON | OF | 1.000 | 10 | 10 | 31 | 1 | 0 | 32 | 0 |
| 2015 | BOSTON | OF | .969 | 75 | 67 | 152 | 6 | 5 | 163 | 0 |
| 2016 | BOSTON | OF | 1.000 | 4 | 2 | 6 | 0 | 0 | 6 | 0 |
| Career Totals | | OF | .975 | 89 | 79 | 189 | 7 | 5 | 201 | 0 |

Career Single-Game Highs


| | |
|-----------------------|----------------------------------|
| HITS | 3, 6 times, last 9/13/15 at TB |
| DOUBLES | 1, 12 times, last 4/9/16 at TOR |
| HOME RUNS | 1, 7 times, last 8/16/15 vs. SEA |
| RBI | 5, 8/24/15 at CWS |
| RUNS SCORED | 3, 9/26/15 vs. BAL |
| WALKS | 2, 9/24/14 vs. TB |
| STRIKEOUTS | 3, 2 times, last 8/6/15 at NYY |
| STOLEN BASES | 1, 7 times, last 9/11/15 at TB |
| HITTING STREAK | 10, 8/11-26/15 |
| EJECTIONS | None |

Home Run Notes

| |
|--------------------------------------|
| MULTI-HOME RUN GAMES (0) |
| LEADOFF HOME RUNS (0) |
| GRAND SLAMS (0) |
| PINCH-HIT HOME RUNS (0) |
| EXTRA-INNING HOME RUNS (0) |
| GAME-ENDING HOME RUNS (0) |
| INSIDE-THE-PARK HOME RUNS (0) |

74 MICHAEL CHAVIS

3B/1B



Michael Chavis

Bats: Right • **Throws:** Right • **Height:** 5-10 • **Weight:** 216

Opening Day Age: 22 • **MLB Service:** None

Born: 8/11/1995 in Atlanta, GA

Resides: Marietta, GA

Acquired: Selected in the 1st round (26th overall) of the 2014 June Draft

Contract Status: Signed through 2018

Non-Roster Invitee

Career Highlights

🔥 Enters his 5th pro season ranked by *Baseball America* as the Red Sox' No. 2 prospect and the No. 85 prospect in baseball, as well as the BOS system's best power hitter.

🔥 In 2017, was named Red Sox Minor League Offensive Player of the Year and a *Baseball America* High-A All-Star.

🔥 Has made 217 starts at 3B and 14 at SS...Also started 9 games at 1B in the 2017 Arizona Fall League.

2017: Named the Red Sox' 2017 Minor League Offensive Player of the Year after hitting .282 (133-for-471) with 31 HR and 94 RBI between High-A Salem and Double-A Portland.

🔥 Also named a Carolina League mid-season All-Star, a *Baseball America* High-A All-Star, and an Arizona Fall League Rising Star.

🔥 Led BOS minor leaguers in HR (tied, 31), RBI (94), runs (89), doubles (tied, 35), and XBH (68)...Among all minor leaguers, ranked 3rd in XBH, T-5th in HR, and 11th in RBI.

🔥 Posted a .916 OPS vs. RHP (102-for-355, 24 2B, 24 HR).

🔥 Tabbed CL Player of the Week for the periods of 4/17-23 (10-for-20, 5 HR) and 5/22-28 (12-for-26, 2 HR).

🔥 Named CL Player of the Month and Red Sox Minor League Hitter of the Month for May after batting .368/.425/.675 with 12 2B, 7 HR, and 30 RBI in 29 games.

🔥 Began his season with Salem...Led the team with 17 HR, batting .318 (71-for-223) with a 1.029 OPS.

🔥 Played in 1 game before landing on the disabled list from 4/7-16 with a right elbow strain.

🔥 Hit safely in each of his first 7 games and in 17 of his first 20...Had a 10-game hit streak from 4/28-5/7.

🔥 Homered 3 times on 4/19 vs. Wilmington, including a walk-off, 2-run shot in the 9th to give Salem a 7-6 win.

🔥 Selected as the Top Star at the CL All-Star Game on 6/20 in Salem, driving in 2 with a double in the 1st inning.

🔥 Transferred to Portland on 6/22 and homered in 3 of his first 6 games with the Sea Dogs.

🔥 Hit safely in 11 straight games from 7/22-8/3, batting .409 (18-for-44) with 4 HR and 12 RBI in that stretch.

🔥 After the season, helped Peoria win the AFL title by ranking among league leaders in runs (17, T-3rd), XBH (11, 4th), RBI (17, 4th), and HR (4, T-6th).

🔥 Hit a 2-run, 10th-inning, walk-off HR on 11/9 vs. Mesa.

🔥 Hit 2 HR on 11/14 at Salt River.

🔥 Played 1B for the 1st time in his professional career.

2016: Combined with Single-A Greenville (74 G) and High-A Salem (7 G) to hit .237 (72-for-304).

🔥 Spent time on the DL from 4/24-6/5 (left thumb sprain) and 8/30-9/13 (right middle finger fracture).

🔥 Hit .382 (21-for-55) from 4/8-23 prior to getting injured...Homered in 3 straight games from 4/17-19.

2015: Spent the entire season with Single-A Greenville...His 16 HR led Red Sox minor leaguers.

🔥 Hit 1st career grand slam on 8/7 at Lexington and recorded his 1st multi-HR game on 8/15 vs. Charleston.

🔥 Following the season, ranked by *Baseball America* as the No. 10 prospect in the Red Sox organization.

2014: Spent his 1st professional season with the Rookie-level Gulf Coast League Red Sox.

🔥 Helped the Sox win the GCL title, homering and driving in 3 runs in the finals against the GCL Yankees I.

🔥 Following the season, ranked by *Baseball America* as the No. 11 prospect in the Sox organization.

Personal

🔥 Full name is Michael Scott Chavis...Last name is pronounced "CHAY-viss" (like "Davis").

🔥 Signed by Brian Moehler (Red Sox).

🔥 Attended Sprayberry Senior (GA) High School...Named Georgia's 2014 Gatorade High School Player of the Year.

In the Community

🔥 As part of the Red Sox Rookie Development Program in January 2018, helped paint murals at the Dimock Center in Roxbury, MA, and visited patients at Boston Children's Hospital.


Michael Chavis's Career Record

| YEAR | CLUB | AVG | G | AB | R | H | 2B | 3B | HR | RBI | SH | SF | HB | BB | SO | SB | CS | E |
|----------------------------|-------------|-------------|------------|-------------|------------|------------|-----------|----------|-----------|------------|----------|----------|-----------|------------|------------|-----------|----------|-----------|
| 2014 | GCL Red Sox | .269 | 39 | 134 | 21 | 36 | 12 | 3 | 1 | 16 | 0 | 0 | 1 | 15 | 38 | 5 | 3 | 7 |
| 2015 | Greenville | .223 | 109 | 435 | 56 | 97 | 29 | 1 | 16 | 58 | 2 | 1 | 4 | 29 | 144 | 8 | 5 | 20 |
| 2016 | Greenville | .244 | 74 | 279 | 30 | 68 | 11 | 3 | 8 | 35 | 0 | 1 | 10 | 22 | 74 | 3 | 1 | 10 |
| | Salem | .160 | 7 | 25 | 5 | 4 | 0 | 0 | 0 | 1 | 0 | 0 | 0 | 2 | 7 | 1 | 0 | 1 |
| 2017 | Salem | .318 | 59 | 223 | 50 | 71 | 17 | 2 | 17 | 55 | 0 | 1 | 7 | 19 | 57 | 1 | 0 | 11 |
| | Portland | .250 | 67 | 248 | 39 | 62 | 18 | 0 | 14 | 39 | 0 | 3 | 3 | 20 | 56 | 1 | 0 | 6 |
| Minor League Totals | | .251 | 355 | 1344 | 201 | 338 | 87 | 9 | 56 | 204 | 2 | 5 | 25 | 107 | 376 | 19 | 9 | 55 |

2014 Signed by the Boston Red Sox as a 1st-round selection (26th overall) in the June Draft

55 IVÁN DE JESÚS JR.

INF



Bats: Right • **Throws:** Right • **Height:** 5-11 • **Weight:** 194

Opening Day Age: 30 • **MLB Service:** 2 years, 99 days

Born: 5/1/1987 in Guaynabo, Puerto Rico

Resides: Vega Alta, Puerto Rico

Acquired: Signed as a minor league free agent on 12/30/2017

Contract Status: Signed through 2018

Non-Roster Invitee

Career Highlights

☛ Entering his 14th professional season and his 3rd stint in the Red Sox organization.

☛ Has appeared in 228 ML games, making 33 starts at 2B, 30 at SS, 14 at 3B, 14 in LF, and 5 at 1B.

☛ Originally selected by LAD in the 2nd round of the 2005 June Draft...Has also played in the BOS, PIT, BAL, CIN, and MIL organizations.

☛ Made Opening Day rosters in 2011 (LAD) and 2016 (CIN).

☛ Acquired by BOS in a 9-player trade with LAD in August 2012...After that season, was traded to PIT in the deal that brought Brock Holt to the Red Sox.

☛ Also acquired by BOS from BAL in August 2014.

☛ Is a 3-time Puerto Rican Winter League All-Star (2009, '13, '17)...Played in the league following 8 regular seasons (2008-14, '16).

☛ Named the Dodgers' Branch Rickey Minor League Player of the Year following the 2008 season.

☛ Ranked by *Baseball America* as the Dodgers' No. 6 prospect following the 2006 and 2008 seasons.

2017: In his lone season in the Brewers organization, hit .345 (142-for-412) with a .407 OBP in 112 games for Triple-A Colorado Springs...Ranked 2nd in the Pacific Coast League in AVG and 3rd in OBP.

☛ Started 63 games at 3B, 17 at 1B, 12 at 2B, and 7 at SS.

☛ Hit .385 vs. LHP (37-for-96) and .332 vs. RHP (105-for-316).

☛ Batted .350+ in May (.376), June (.376), and July (.361).

☛ Hit .379 (64-for-169) during a 43-game on-base streak from 6/4-7/28...Hit safely in 18 straight from 6/22-7/16.

☛ Also played in 17 games with Hermosillo of the Mexican Pacific Winter League.

2016: Made the Reds' Opening Day roster and spent the entire season in the majors, playing in 102 games and making 42 starts.

☛ Also hit .302 (42-for-139) in 39 games for Santurce in the Puerto Rican Winter League.

2015: Spent most of the season in the majors, appearing in 76 games with CIN (42 starts).

☛ Selected to the ML roster on 6/3 and spent the remainder of the season with the Reds.

☛ Hit his 1st big league HR off Cole Hamels on 6/8 vs. PHI.

☛ Also batted .303 (56-for-185) for Triple-A Louisville.

2014: Named an International League mid-season All-Star with Triple-A Norfolk.

☛ Also played in 2 games with BOS' Triple-A Pawtucket after being acquired from BAL on 8/30.

2013: Spent entire season with Triple-A Indianapolis, leading the club in AVG (.319) and OBP (.380).

☛ After the season, posted a .400 OBP in 38 games with Ponce of the Puerto Rican Winter League.

2012: Began the season in the LAD organization before being acquired by BOS in a 9-player trade.

☛ Appeared in 8 ML games (1 start) for the Red Sox.

☛ Won the Puerto Rican Winter League batting title, hitting .364 (52-for-143) in 37 games for Manati.

2011: Made the Dodgers' Opening Day roster and appeared in 17 games over 3 ML stints.

☛ Made his ML debut on 4/1 vs. SF, starting at 2B.

☛ Recorded his 1st ML hit on 4/16 vs. STL, a pinch-hit single off Kyle McClellan in the 7th inning.

2010: Played in 130 games with Albuquerque in his Triple-A debut...Hit .296 (158-for-533) with 70 RBI.

☛ Following the season, played for Phoenix in the Arizona Fall League under manager Don Mattingly.

2009: Missed most of the season with a broken left tibia suffered during a spring training game.

☛ Did not begin a rehab assignment until 8/25.

2008: Named the Dodgers' Branch Rickey Minor League Player of the Year, batting .324 (150-for-463) and leading the Southern League with a .419 OBP in 128 games for Double-A Jacksonville.

☛ Named a Southern League mid-season All-Star.

☛ Participated in the SiriusXM All-Star Futures Game at Yankee Stadium in July.

☛ Ended the year on a 23-game hitting streak.

☛ Following the season, played for Surprise in the Arizona Fall League and earned Rising Star honors.

2007: Hit .287 (123-for-428) in 121 games with High-A Inland Empire.

2006: Spent the entire season with Single-A Columbus, serving as the club's primary SS.

2005: Made his professional debut after being selected by the Dodgers in the June Draft.

Personal

- 👉 Full name is Iván De Jesús Rondón Jr.
- 👉 He and his wife, Coralís, have a son, Xavier.
- 👉 His father played in 1,371 ML games over 15 seasons (1974-88) for LAD, CHC, PHI, STL, NYY, SF, and DET.
- 👉 Signed by Manuel Estrada (Dodgers).
- 👉 Attended American Military Academy in Guaynabo.

In the Community

👉 On 1/30/18, helped deliver nearly 10 tons of supplies to aid Hurricane Maria recovery efforts in Puerto Rico... The JetBlue plane cargo included medical supplies and vaccines, water filtration systems, first aid kits, flashlights, and diapers...In Caguas, helped distribute food, water, and supplies to nearly 300 families, as well as baseball equipment and athletic gear to roughly 100 children.

Iván De Jesús's Career Record

| YEAR | CLUB | AVG | G | AB | R | H | 2B | 3B | HR | RBI | SH | SF | HB | BB | SO | SB | CS | E |
|------|----------------------------|-------------|-------------|-------------|------------|-------------|------------|-----------|-----------|------------|-----------|-----------|-----------|------------|------------|-----------|-----------|------------|
| 2005 | GCL Dodgers | .339 | 33 | 121 | 18 | 41 | 5 | 0 | 0 | 11 | 1 | 0 | 0 | 10 | 22 | 8 | 2 | 12 |
| | Ogden | .208 | 20 | 72 | 4 | 15 | 1 | 0 | 0 | 3 | 0 | 0 | 3 | 6 | 18 | 3 | 3 | 6 |
| 2006 | Columbus | .277 | 126 | 483 | 65 | 134 | 17 | 2 | 1 | 44 | 6 | 7 | 4 | 63 | 85 | 16 | 5 | 28 |
| 2007 | Inland Empire | .287 | 121 | 428 | 69 | 123 | 22 | 3 | 4 | 52 | 9 | 5 | 3 | 57 | 64 | 11 | 6 | 30 |
| 2008 | Jacksonville | .324 | 128 | 463 | 91 | 150 | 21 | 2 | 7 | 58 | 9 | 7 | 5 | 76 | 81 | 16 | 2 | 26 |
| 2009 | AZL Dodgers | .200 | 4 | 10 | 1 | 2 | 1 | 0 | 0 | 3 | 0 | 1 | 1 | 6 | 0 | 0 | 0 | 0 |
| 2010 | Albuquerque | .296 | 130 | 533 | 89 | 158 | 33 | 2 | 7 | 70 | 7 | 6 | 2 | 32 | 81 | 6 | 1 | 18 |
| 2011 | LOS ANGELES-NL | .188 | 17 | 32 | 2 | 6 | 0 | 0 | 0 | 1 | 1 | 0 | 0 | 2 | 11 | 0 | 0 | 1 |
| | Albuquerque | .310 | 100 | 387 | 61 | 120 | 19 | 2 | 8 | 59 | 3 | 2 | 6 | 45 | 68 | 4 | 1 | 15 |
| 2012 | Albuquerque | .295 | 60 | 224 | 32 | 66 | 12 | 3 | 3 | 33 | 0 | 4 | 1 | 14 | 53 | 1 | 1 | 8 |
| | LOS ANGELES-NL | .273 | 23 | 33 | 5 | 9 | 3 | 0 | 0 | 4 | 0 | 1 | 0 | 3 | 7 | 1 | 1 | 1 |
| | Pawtucket | .385 | 7 | 26 | 5 | 10 | 1 | 0 | 0 | 0 | 0 | 0 | 0 | 2 | 3 | 1 | 0 | 1 |
| | BOSTON | .000 | 8 | 8 | 0 | 0 | 0 | 0 | 0 | 0 | 0 | 0 | 0 | 0 | 6 | 0 | 0 | 1 |
| 2013 | Indianapolis | .319 | 103 | 304 | 36 | 97 | 27 | 3 | 3 | 32 | 3 | 5 | 4 | 29 | 65 | 5 | 2 | 16 |
| 2014 | Norfolk | .282 | 113 | 411 | 54 | 116 | 19 | 5 | 5 | 56 | 3 | 4 | 1 | 50 | 84 | 2 | 1 | 14 |
| | Pawtucket | .167 | 2 | 6 | 0 | 1 | 0 | 0 | 0 | 1 | 1 | 0 | 0 | 2 | 1 | 0 | 0 | 1 |
| 2015 | Louisville | .303 | 50 | 185 | 22 | 56 | 9 | 3 | 0 | 16 | 0 | 1 | 1 | 22 | 43 | 2 | 1 | 3 |
| | CINCINNATI | .244 | 76 | 201 | 15 | 49 | 10 | 2 | 4 | 28 | 0 | 1 | 1 | 19 | 55 | 0 | 2 | 5 |
| 2016 | CINCINNATI | .253 | 104 | 221 | 21 | 56 | 10 | 0 | 1 | 20 | 2 | 1 | 2 | 17 | 51 | 3 | 1 | 3 |
| 2017 | Colorado Springs | .345 | 112 | 412 | 67 | 142 | 30 | 4 | 7 | 65 | 6 | 3 | 12 | 33 | 75 | 3 | 2 | 14 |
| | Major League Totals | .242 | 228 | 495 | 43 | 120 | 23 | 2 | 5 | 53 | 3 | 3 | 3 | 41 | 130 | 4 | 4 | 11 |
| | Minor League Totals | .303 | 1109 | 4065 | 614 | 1231 | 217 | 29 | 45 | 503 | 48 | 45 | 43 | 442 | 749 | 78 | 27 | 192 |
| | Red Sox Totals | .000 | 8 | 8 | 0 | 0 | 0 | 0 | 0 | 0 | 0 | 0 | 0 | 0 | 6 | 0 | 0 | 1 |

- 2005 Signed by the Los Angeles Dodgers as a 2nd-round selection in the June Draft
- 2010 On the 15-day disabled list with a left oblique strain, 3/26-5/5
- 2012 Acquired by the Boston Red Sox with 1B James Loney, RHP Allen Webster, and 2 players to be named later (RHP Rubby De La Rosa and OF Jerry Sands on 10/4) in exchange for RHP Josh Beckett, OF Carl Crawford, 1B Adrián González, and INF Nick Punto, 8/25
- 2012 Acquired by the Pittsburgh Pirates with RHP Mark Melancon, RHP Stolmy Pimentel, and OF Jerry Sands in exchange for RHP Joel Hanrahan and INF/OF Brock Holt, 12/26
- 2013 Signed by the Baltimore Orioles as a minor league free agent, 12/19
- 2014 Acquired by the Boston Red Sox with INF Jemile Weeks in exchange for INF Michael Almanzar and INF Kelly Johnson, 8/30
- 2014 Signed by the Cincinnati Reds as a minor league free agent, 11/20
- 2016 Signed by the Milwaukee Brewers as a minor league free agent, 12/12
- 2017 Signed by the Boston Red Sox as a minor league free agent, 12/30

Career Fielding Record

| YEAR | CLUB | POS | PCT. | G | GS | PO | A | E | TC | DP |
|------|----------------------|-----------|-------------|-----------|-----------|-----------|------------|----------|------------|-----------|
| 2011 | LOS ANGELES-NL | 2B | .971 | 11 | 7 | 12 | 21 | 1 | 34 | 2 |
| 2012 | LOS ANGELES-NL | 2B | 1.000 | 7 | 3 | 5 | 9 | 0 | 14 | 2 |
| | LOS ANGELES-NL | 3B | .750 | 5 | 1 | 1 | 2 | 1 | 4 | 0 |
| | BOSTON | 2B | .750 | 5 | 1 | 2 | 1 | 1 | 4 | 1 |
| | BOSTON | 3B | - | 1 | 0 | 0 | 0 | 0 | 0 | 0 |
| | BOSTON | SS | 1.000 | 1 | 0 | 1 | 1 | 0 | 2 | 1 |
| 2015 | CINCINNATI | 1B | 1.000 | 4 | 1 | 9 | 2 | 0 | 11 | 1 |
| | CINCINNATI | 2B | 1.000 | 20 | 13 | 25 | 50 | 0 | 75 | 9 |
| | CINCINNATI | 3B | 1.000 | 13 | 6 | 6 | 15 | 0 | 21 | 0 |
| | CINCINNATI | SS | .929 | 10 | 8 | 15 | 24 | 3 | 42 | 6 |
| | CINCINNATI | OF | .938 | 18 | 14 | 30 | 0 | 2 | 32 | 0 |
| 2016 | CINCINNATI | 1B | .978 | 12 | 4 | 44 | 0 | 1 | 45 | 5 |
| | CINCINNATI | 2B | 1.000 | 22 | 9 | 21 | 35 | 0 | 56 | 10 |
| | CINCINNATI | 3B | .955 | 14 | 7 | 5 | 16 | 1 | 22 | 1 |
| | CINCINNATI | SS | .991 | 30 | 22 | 41 | 73 | 1 | 115 | 16 |
| | CINCINNATI | OF | - | 1 | 0 | 0 | 0 | 0 | 0 | 0 |
| | Career Totals | 1B | .982 | 16 | 5 | 53 | 2 | 1 | 56 | 6 |
| | | 2B | .989 | 65 | 33 | 65 | 116 | 2 | 183 | 24 |
| | | 3B | .957 | 33 | 14 | 12 | 33 | 2 | 47 | 1 |
| | | SS | .975 | 41 | 30 | 57 | 98 | 4 | 159 | 23 |
| | | OF | .938 | 19 | 14 | 30 | 0 | 2 | 32 | 0 |

Career Single-Game Highs

- HITS** 3, 7/30/15 vs. PIT
- DOUBLES** 2, 2 times, last 10/1/16 vs. CHC
- HOME RUNS** 1, 5 times, last 4/26/16 at NYM
- RBI** 3, 4 times, last 6/15/16 at ATL
- RUNS SCORED** 3, 10/1/16 vs. CHC
- WALKS** 2, 3 times, last 10/1/16 vs. CHC
- STRIKEOUTS** 3, 8 times, last 10/2/16 vs. CHC
- STOLEN BASES** 1, 4 times, last 6/16/16 at ATL
- HITTING STREAK** 7, 5/29-6/9/16
- EJECTIONS** None

Additional Batting Statistics

| YEAR | CLUB | OBP | SLG | OPS | TB | GDP |
|------|----------------------------|-------------|-------------|-------------|------------|-----------|
| 2011 | LOS ANGELES-NL | .235 | .188 | .423 | 6 | 1 |
| 2012 | LOS ANGELES-NL | .324 | .364 | .688 | 12 | 1 |
| | BOSTON | .000 | .000 | .000 | 0 | 0 |
| 2015 | CINCINNATI | .311 | .373 | .684 | 75 | 3 |
| 2016 | CINCINNATI | .311 | .312 | .623 | 69 | 6 |
| | Major League Totals | .303 | .327 | .630 | 162 | 11 |

Iván De Jesús Jr.

80 CHAD DE LA GUERRA

INF



Bats: Left • **Throws:** Right • **Height:** 5-11 • **Weight:** 195

Opening Day Age: 25 • **MLB Service:** None

Born: 11/24/1992 in Santa Maria, CA

Resides: Phoenix, AZ

Acquired: Selected in the 17th round of the 2015 June Draft

Contract Status: Signed through 2018

Non-Roster Invitee

Career Highlights

- Enters his 4th professional season, his 1st in Major League Spring Training camp.
- Is ranked by *Baseball America* as the No. 25 prospect in the Red Sox organization.
- Has made 117 starts at 2B, 94 at SS, and 5 at 3B in his minor league career.
- Named a mid-season All-Star in the Short-A New York-Penn League (2015) and High-A Carolina League (2017).
- Participated in the Red Sox Rookie Development Program in January 2018.

2017: Named a Carolina League mid-season All-Star...Hit .283 (117-for-414) with 31 2B, 9 HR, 81 runs, and a .361 OBP in 110 games between High-A Salem and Double-A Portland.

- Hit .313 (31-for-99) vs. LHP.
- Batted .318 (34-for-107) with RISP, including .392 (20-for-51) with 2 outs.
- Reached base safely in 16 straight games from 4/13-5/6, batting .351 (20-for-57) with 14 RBI in that stretch.
- Transferred to Double-A Portland on 6/22 and hit safely in each of his first 5 games with the Sea Dogs (.533/8-for-15).
- In his first 37 games with Portland through 8/13, batted .321 with a .406 OBP and a .471 SLG (45-for-140, 12 2B, 3 HR)...Hit safely in 31 of 36 games with an AB in that time.
- Recorded a career-high 4 RBI in a 9-5 win over Binghamton on 8/26.
- Following the season, batted .255 (13-for-51) with 2 HR for Peoria in the Arizona Fall League...Hit safely in 11 of 13 games.

2016: Spent the entire season with Single-A Greenville, hitting .250 (60-for-240) in 66 games.

- Placed on the 7-day DL with a right calf fracture from 7/13 through the end of the season.
- 2015: Made his professional debut and spent the entire season with Short-A Lowell...Named a New York-Penn League mid-season All-Star.**
- Led the Spinners in hits (59) and ranked among leaders in games (2nd, 58), runs (T-3rd, 28), 2B (2nd, 14), 3B (T-2nd, 3), RBI (2nd, 29), and total bases (2nd, 85).

Personal

- Full name is Chad John De La Guerra.
- Signed by Vaughn Williams (Red Sox).
- Played baseball at Grand Canyon University (2014-15) and College of the Canyons (2012-13)...Was a 2-time All-Western Athletic Conference 1st Team selection at GCU.
- Led the WAC in AVG as a junior in 2014 (.373) and posted a .344/.401/.544 line with 11 HR as a senior.
- Graduated from Pioneer Valley High School (CA).

In the Community

- As part of the Red Sox Rookie Development Program in January 2018, helped paint murals at the Dimock Center in Roxbury, MA, and visited patients at Boston Children's Hospital.

Chad De La Guerra's Career Record

| YEAR | CLUB | AVG | G | AB | R | H | 2B | 3B | HR | RBI | SH | SF | HB | BB | SO | SB | CS | E |
|----------------------------|------------|-------------|------------|------------|------------|------------|-----------|-----------|-----------|------------|----------|-----------|----------|------------|------------|-----------|----------|-----------|
| 2015 | Lowell | .265 | 58 | 223 | 28 | 59 | 14 | 3 | 2 | 29 | 0 | 5 | 0 | 21 | 46 | 4 | 3 | 8 |
| 2016 | Greenville | .250 | 66 | 240 | 40 | 60 | 8 | 4 | 1 | 20 | 2 | 4 | 2 | 31 | 57 | 7 | 2 | 5 |
| 2017 | Salem | .294 | 58 | 218 | 47 | 64 | 16 | 3 | 5 | 36 | 3 | 2 | 2 | 25 | 40 | 5 | 2 | 12 |
| | Portland | .270 | 52 | 196 | 34 | 53 | 15 | 0 | 4 | 23 | 1 | 0 | 2 | 23 | 48 | 2 | 1 | 9 |
| Minor League Totals | | .269 | 234 | 877 | 149 | 236 | 53 | 10 | 12 | 108 | 5 | 11 | 6 | 100 | 191 | 18 | 8 | 34 |

2015 Signed by the Boston Red Sox as a 17th-round selection in the June Draft

11 RAFAEL DEVERS

3B



Bats: Left • **Throws:** Right • **Height:** 6-0 • **Weight:** 237

Opening Day Age: 21 • **MLB Service:** 70 days

Born: 10/24/1996 in Sanchez, Samana, DR

Resides: San Isidro, Santo Domingo, DR

Acquired: Signed as an international free agent on 8/9/2013

Contract Status: Signed through 2018

Career Highlights

- Enters his 5th professional season at only 21 years old.
- Tabled a league All-Star in each of his first 4 pro seasons, earning year-end selections in 2014 (Gulf Coast) and 2016 (Carolina) and mid-season selections in 2015 (South Atlantic) and 2017 (Eastern).
- At the time of his ML debut on 7/25/17 at SEA, was the youngest active player in the majors (20y, 275d).
- Started Game 1 of the 2017 ALDS at only 20 years and 346 days old, becoming the youngest Red Sox position player ever to appear in a postseason game.
- Hit 2 HR in the 2017 ALDS vs. HOU, including an inside-the-parker in the 9th inning of Game 4 at Fenway Park.
- Is 1 of only 6 players ever to hit a postseason HR before turning 21, joining Mickey Mantle, Andrew Jones, Miguel Cabrera, Manny Machado, and Bryce Harper.
- Participated in the Red Sox Rookie Development Program in January 2017.

2017: Made his ML debut at 20 years old...Had never played above Double-A prior to 2017.

- In 58 ML games, hit .284 (63-for-222) with an .819 OPS, 14 2B, 10 HR, 30 RBI, and 34 runs scored.
- Named the 3B on the Topps All-Star Rookie Team.
- Earned the Greg Montalbano Minor League Player of the Year Award from the Boston Globe Writers.
- Became the 1st player ever to hit 8 HR in his first 20 ML games before turning 21 (source: Elias).
- In the majors, hit .400 vs. LHP (20-for-50, 2 HR) and .312 at home (39-for-125, .902 OPS).
- In 86 minor league games between Double-A Portland (77 G) and Triple-A Pawtucket (9 G), posted a .311/.377/.578 batting line (100-for-322, 20 2B, 3 3B, 20 HR).
- Named an Eastern League mid-season All-Star and selected to play in the SiriusXM All-Star Futures Game.
- Entered the season ranked by *Baseball America* as the Red Sox' No. 2 prospect, as well as having the best infield arm in the organization...Was also ranked the No. 18 prospect in baseball.
- Ranked the best defensive 3rd baseman in the Eastern League in the *Baseball America* Best Tools survey...Also named to the *Baseball America* All-Star Second Team.
- Began the season with Portland, homering in his 1st game of the season on 4/7 vs. Reading.
- Hit 2 HR on 5/2 at Hartford and 6/28 vs. New Hampshire...In that game at Hartford, went 5-for-5 with 4 RBI and 4 runs scored.
- Started at 3B for the World Team in the SiriusXM All-Star Futures Game on 7/9 at Marlins Park (1-for-4).

FIRST IMPRESSION

In his first 20 ML games from 7/25-8/19/17, Devers went 28-for-77 (.364) with 8 HR and 16 RBI.

- Devers became the 1st player ever to hit 8 HR in his first 20 ML games before turning 21 (source: Elias).
- His 28 hits were the most by a Red Sox in their first 20 games since Johnny Pesky (28 in 1942).
- The only other players since 1913 to hit safely in at least 17 of their first 20 games before turning 21 are Roberto Clemente and Ivan Rodriguez.
- Also started the Eastern League All-Star Game at 3B for the East on 7/12 and went 1-for-2 as the cleanup hitter.
- Ranked as baseball's No. 6 overall prospect in *Baseball America's* Midseason Top 100 Prospects list.
- Transferred to Pawtucket on 7/14...Made his Triple-A debut the following day (7/15) at Syracuse and went 4-for-4 with a HR and a double.
- Played in only 9 games with the PawSox before his ML selection, going 14-for-35 (.400) with 2 HR.
- Selected to the ML roster on 7/24 and reached base in each of his first 9 games with BOS.
- Made his ML debut on 7/25 at SEA, starting at 3B (0-for-4, 2 BB, R)...At 20 years and 275 days old, was the youngest active player in the majors at the time.
- Was the youngest Red Sox to appear in a game since Jeff Suppan (20y, 265d) in 1995, and the youngest BOS position player to do so since Luis Alvarado (20y, 259d) in 1969.
- In his 2nd game, on 7/26 at SEA, hit a solo HR off Andrew Moore in the 3rd inning for his 1st ML hit and added a single in the 7th...At 20 years and 276 days old, became the youngest Red Sox player to homer since Tony Conigliaro in September 1965.
- Went 4-for-4 on 7/31 vs. CLE...According to Elias, he became the 5th Red Sox player to record 4+ hits in a game before turning 21, joining Babe Ruth, Ted Williams (3x), Dalton Jones (2x), and Tony Conigliaro (2x).
- In the Sox' 3-2 win on 8/13 at NYY, tied the game at 2-2 in the 9th inning by hitting a solo HR off Aroldis Chapman...At 20 years and 293 days old, became only the 4th Red Sox player to homer against the Yankees in NY before turning 21 (source: Elias)...The others are Tony Conigliaro (1964), Gene Stephens (1953), and Babe Ruth (1915).
- Hit 2 HR the following day (8/14) vs. CLE...According to Elias, joined Ted Williams and Tony Conigliaro as the only Red Sox ever to homer in consecutive games before turning 21...Those are also the only 3 Red Sox ever to record a multi-HR game before turning 21.

Rafael Devers, Continued

TALK OF THE TOWN

The pitch Devers hit for a HR off Aroldis Chapman on 8/13/17 at NYY was measured at 102.8 mph, the fastest ever hit for a HR in the first 10 years of Statcast data (2008-17)...It marked only the 2nd time in his career the Yankees pitcher had allowed a HR to a left-handed batter (also BAL's Luke Scott on 6/26/11)...Chapman had faced 387 consecutive lefties without allowing a HR prior to Devers.

Recorded an RBI in 4 straight games from 8/12-15... Since RBI became an official stat in 1920, the only other Red Sox with an RBI in 4+ straight games before turning 21 are Bobby Doerr, Ted Williams, and Tony Conigliaro.

Homered in consecutive games on 8/18-19 vs. NYY, becoming the 1st player ever with 8+ HR in their first 20 ML games at the age of 20 or younger (source: Elias).

Joined Babe Ruth as the only players ever to homer in 3 straight games vs. NYY before turning 21, doing so from 8/13-19 (source: Elias).

In his first 20 ML games through 8/19, was 28-for-77 (.364)...It marked the most hits recorded by a Red Sox in their first 20 games since Johnny Pesky (28 in 1942).

Hit safely in 17 of his first 20 ML games...The only other players in the last 100 years to hit safely in 17+ of their first 20 games before turning 21 are Hall of Famers Roberto Clemente and Ivan Rodriguez.

Went 4-for-35 (.114) during a 9-game stretch from 8/20-28, but in his final 29 games (beginning 8/29) he hit .282 (31-for-110).

In the Sox' 3-game sweep at CIN from 9/22-24, went 5-for-11 with 2 HR and 5 RBI (2 game-winning RBI).

On 9/22 at CIN, turned a 4-2 deficit into a 5-4 lead with a 3-run HR in the 4th inning...On 9/24 at CIN, tied the game at 1-1 with a HR in the 5th inning and broke a 4-4 tie with an RBI single in the 8th.

Recorded a double and at least 1 RBI in each of his final 3 games of the season (9/29-10/1).

POSTSEASON: Appeared in each of the Sox' 4 ALDS games vs. HOU and led the club in HR (2), RBI (tied, 5), and BB (tied, 2)...Started Games 1, 3, and 4, all at 3B.

Started Game 1 at only 20 years and 346 days old, becoming the youngest Red Sox position player ever to appear in a postseason game.

Hit a game-winning, 2-run HR in Game 3 at Fenway Park, turning a 3-2 deficit into a 4-3 lead in the 3rd inning.

Became only the 6th player—and 1st Red Sox—ever to hit a postseason HR before turning 21, joining Mickey Mantle, Andruw Jones, Miguel Cabrera, Manny Machado, and Bryce Harper.

In Game 4, led off the bottom of the 9th inning with an inside-the-park HR...Was the 17th inside-the-park HR in postseason history, the 3rd hit by a Red Sox (see pg. 97).

The only other rookie to hit an inside-the-park HR in the postseason is PIT's Jimmy Sebring (1903 WS-G1 at BOS off Cy Young).

Joined Mickey Mantle, Andruw Jones, and Miguel Cabrera as the only players with multiple postseason HR before turning 21.

RED SOX TO APPEAR IN A POSTSEASON GAME BEFORE TURNING 21

| Player | Year | Age | Pos. | Games |
|----------------------|-------------|-----------|---------------|----------|
| Babe Ruth | 1915 | 20 | PH* | 1 |
| Ken Brett | 1967 | 19 | P | 2 |
| Rafael Devers | 2017 | 20 | 3B, PH | 4 |

*Primarily a pitcher in 1915 (217.2 IP in regular season)

2016: Named Red Sox Minor League Defensive Player of the Year...Also tabbed a Carolina League Year-End All-Star.

Led High-A Salem in games (128), hits (142), runs (64), and HR (11)...Ranked 2nd in doubles (32) and RBI (71).

Led CL 3rd basemen in fielding percentage (.960), total chances (377), putouts (104), and assists (258).

Following the season, ranked by *Baseball America* as the No. 3 prospect in the Red Sox organization, as well as having the best infield arm in the farm system.

Also ranked the No. 6 prospect in the Carolina League by *Baseball America*, in addition to being named a High Class A All-Star.

Named Red Sox Minor League Defensive Player of the Month in April.

Hit .300+ in June (.313), July (.357), and August (.328).

Following the season, batted .243 (18-for-74) in 25 games with Escogido in the Dominican Winter League.

2015: Named a South Atlantic League mid-season All-Star with Single-A Greenville.

Recorded 13 total bases on 5/3 at Hagerstown with season highs in hits (5-for-6), runs (4), 2B (tied, 2), HR (2), and RBI (5)...Hit a grand slam in the 9th inning.

Named Red Sox Minor League Hitter of the Month for May (24 G, .364 AVG, 36-for-99, 22 R, 10 2B, 3 HR, 16 RBI).

Selected to play for the World Team in the SiriusXM All-Star Futures Game on 7/12 in Cincinnati, entering at 3B in the 6th inning and going 0-for-2...At 19, became the youngest Red Sox ever to participate in the Futures Game.

Following the season, ranked by *Baseball America* as the Red Sox' No. 2 prospect, as well as the best defensive 3B and 5th-best prospect overall in the SAL.

Also rated by *Baseball America* as the best hitter for average and best power hitter in the Sox' system.

Hit .279 (12-for-43) in 13 games for Escogido of the Dominican Winter League.

2014: In his pro debut, hit .322 (84-for-261) with 7 HR, 57 RBI, and a .404 OBP in 70 games between the Rookie-level Dominican Summer League Red Sox and Gulf Coast League Red Sox.

Named a GCL Postseason All-Star.

Began the season with the DSL Sox and hit safely in each of his first 11 pro games from 5/31-6/12.

Named Red Sox Minor League Offensive Player of the Month for July.

After the season, ranked by *Baseball America* as the No. 99 overall prospect in baseball, the No. 6 prospect in the Red Sox organization, and the top prospect in the GCL...Also rated the best power hitter in the Sox' farm system.

Personal

- 🔴 Full name is Rafael Devers.
- 🔴 Signed by Manny Nanita (Red Sox).
- 🔴 His cousin, Jose, made his professional debut with the Yankees' Rookie-level Dominican Summer League and Gulf Coast League clubs in 2017 before being traded to MIA on 12/11/17.

In the Community

- 🔴 Attended Red Sox Winter Weekend in January 2018, signing autographs, posing for pictures with fans, and taking part in panel discussions.
- 🔴 As part of the Red Sox Rookie Development Program in January 2017, helped paint murals at Higginson-Lewis K-8 School and visited with patients at Boston Children's Hospital.
- 🔴 Shortly after being selected to the ML roster in July 2017, participated in Picnic in the Park, an event that benefits the Red Sox Foundation.

INSIDE-THE-PARK HOME RUNS IN THE POSTSEASON (RED SOX, 1903-2017)

| Player | Series-Game | Inn. |
|----------------------|----------------------------|----------|
| Patsy Dougherty | 1903 WS-2 vs. PIT | 1 |
| Larry Gardner | 1916 WS-4 at BRO | 2 |
| Rafael Devers | 2017 ALDS-4 vs. HOU | 9 |

INSIDE-THE-PARK HOME RUNS IN THE POSTSEASON, 1930-2017

| Player-Team | Series-Game | Inn. |
|--------------------------|----------------------------|----------|
| Craig Nettles-NYY | 1980 ALCS-2 at KC | 5 |
| Paul Molitor-MIL | 1982 ALCS-2 at CAL | 5 |
| Ray Durham-OAK | 2002 ALDS-3 at MIN | 1 |
| Mark Kotsay-OAK | 2006 ALDS-2 at MIN | 7 |
| Alcides Escobar-KC | 2015 WS-1 vs. NYM | 1 |
| Rafael Devers-BOS | 2017 ALDS-4 vs. HOU | 9 |

Rafael Devers

Rafael Devers' Career Record

| YEAR | CLUB | AVG | G | AB | R | H | 2B | 3B | HR | RBI | SH | SF | HB | BB | SO | SB | CS | E |
|----------------------------|-------------|-------------|------------|-------------|------------|------------|------------|-----------|-----------|------------|----------|-----------|-----------|------------|------------|-----------|-----------|-----------|
| 2014 | DSL Red Sox | .337 | 28 | 104 | 26 | 35 | 6 | 3 | 3 | 21 | 0 | 2 | 1 | 21 | 20 | 4 | 1 | 8 |
| | GCL Red Sox | .312 | 42 | 157 | 21 | 49 | 11 | 2 | 4 | 36 | 0 | 1 | 2 | 14 | 30 | 1 | 0 | 10 |
| 2015 | Greenville | .288 | 115 | 469 | 71 | 135 | 38 | 1 | 11 | 70 | 1 | 6 | 8 | 24 | 84 | 3 | 2 | 10 |
| 2016 | Salem | .282 | 128 | 503 | 64 | 142 | 32 | 8 | 11 | 71 | 0 | 2 | 1 | 40 | 94 | 18 | 6 | 15 |
| 2017 | Portland | .300 | 77 | 287 | 48 | 86 | 19 | 3 | 18 | 56 | 0 | 1 | 1 | 31 | 55 | 0 | 3 | 12 |
| | Pawtucket | .400 | 9 | 35 | 6 | 14 | 1 | 0 | 2 | 4 | 0 | 0 | 0 | 3 | 8 | 0 | 0 | 4 |
| | BOSTON | .284 | 58 | 222 | 34 | 63 | 14 | 0 | 10 | 30 | 0 | 0 | 0 | 18 | 57 | 3 | 1 | 14 |
| Major League Totals | | .284 | 58 | 222 | 34 | 63 | 14 | 0 | 10 | 30 | 0 | 0 | 0 | 18 | 57 | 3 | 1 | 14 |
| Minor League Totals | | .296 | 399 | 1555 | 236 | 461 | 107 | 17 | 49 | 258 | 1 | 12 | 13 | 133 | 291 | 26 | 12 | 59 |

2013 Signed by the Boston Red Sox as an international free agent, 8/9

Division Series Record

| YEAR | CLUB | AVG. | G | AB | R | H | 2B | 3B | HR | RBI | SH | SF | HB | BB | SO | SB | CS | E |
|------|-------------|------|---|----|---|---|----|----|----|-----|----|----|----|----|----|----|----|---|
| 2017 | BOS vs. HOU | .364 | 4 | 11 | 3 | 4 | 0 | 0 | 2 | 5 | 0 | 1 | 0 | 2 | 4 | 0 | 0 | 1 |

Additional Batting Statistics

| YEAR | CLUB | OBP | SLG | OPS | TB | GDP |
|------|--------|------|------|------|-----|-----|
| 2017 | BOSTON | .338 | .482 | .819 | 107 | 5 |

Career Fielding Record

| YEAR | CLUB | POS | PCT. | G | GS | PO | A | E | TC | DP |
|------|--------|-----|------|----|----|----|-----|----|-----|----|
| 2017 | BOSTON | 3B | .906 | 56 | 56 | 28 | 107 | 14 | 149 | 12 |

Career Single-Game Highs

- HITS** 4, 7/31/17 vs. CLE
- DOUBLES** 2, 8/27/17 vs. BAL
- HOME RUNS** 2, 8/14/17 vs. CLE
- RBI** 3, 9/22/17 at CIN
- RUNS SCORED** 2, 7 times, last 9/15/17 at TB
- WALKS** 2, 3 times, last 9/15/17 at TB
- STRIKEOUTS** 3, 2 times, last 9/30/17 vs. HOU
- STOLEN BASES** 1, 3 times, last 8/30/17 at TOR
- HITTING STREAK** 8, 2 times, last 8/11-19/17
- EJECTIONS** None

Home Run Notes

- MULTI-HOME RUN GAMES (1)**
- 2-HOME RUN GAMES (1)**
8/14/17 vs. CLE
- LEADOFF HOME RUNS (0)**
- GRAND SLAMS (0)**
- PINCH-HIT HOME RUNS (0)**
- EXTRA-INNING HOME RUNS (0)**
- GAME-ENDING HOME RUNS (0)**
- INSIDE-THE-PARK HOME RUNS (0)**

29 ROENIS ELIAS

LHP



Bats: Left • **Throws:** Left • **Height:** 5-11 • **Weight:** 197
Opening Day Age: 29 • **MLB Service:** 2 years, 119 days
Born: 8/1/1988 in Guantnamo, Cuba
Resides: Austin, TX
Acquired: From Seattle along with RHP Carson Smith in exchange for LHP Wade Miley and RHP Jonathan Aro on 12/7/2015
Contract Status: Signed through 2018

Career Highlights

Entering his 8th professional season in the U.S., his 3rd in the Red Sox organization.

Has thrown 287.0 innings over 55 career ML games (50 starts) with SEA (2014-15) and BOS (2016-17).

Has held LHH to a .232 AVG (56-for-241) and a .349 SLG in the majors.

Made 1st Opening Day roster with SEA in 2014 despite never having pitched above Double-A.

Allowed 3 runs or fewer in 16 consecutive ML starts from 7/21/14-5/25/15, posting a 2.42 ERA in that time.

Spent both of his Serie Nacional seasons (2008-09, 2009-10) with his hometown team, Guantanamo... Debuted at 19 years old during 2008-09 season.

2017: Missed the majority of his 2nd season with the Red Sox on the disabled list.

Began the season on the 10-day DL with a right oblique strain...Transferred to the 60-day DL on 6/15.

Made 7 rehab starts with High-A Salem (5/7), Short-A Lowell (7/17), Double-A Portland (7/22), and Triple-A Pawtucket (7/27-8/11).

Reinstated from the 60-day DL and optioned to Pawtucket on 8/17...Made 3 more starts for the PawSox.

Recalled by BOS on 9/1 and made his lone ML appearance on 9/4 vs. TOR (0.1 IP, BB, SO).

2016: Pitched in 3 games (1 start) over 3 ML stints in his 1st season with the Red Sox.

Also made 21 appearances (19 GS) for Triple-A Pawtucket, going 10-5 with a 3.60 ERA (50 ER/125.0 IP).

Recalled from Pawtucket on 4/22 and made his Red Sox debut at HOU the following day, allowing 3 ER in 1.2 innings of relief...Optioned back to Pawtucket on 4/24.

Fanned a career-high 13 hitters in a 5/18 win vs. Norfolk, the most strikeouts by a PawSox pitcher since a 15-50 performance by Jin Ho Cho in 1999.

Made his 1st start with the Red Sox (50th career start) and his 1st career appearance at Fenway Park on 6/17 vs. SEA, allowing 7 ER over 4.0 IP in a loss... Optioned back to Pawtucket following the game.

On the disabled list from 7/21-29 (lower back strain).

Recalled for his 3rd and final ML stint of the season on 8/11...Finished a 16-2 Red Sox win over ARI on 8/14 (2.0 IP, R)...Optioned to Pawtucket on 8/15.

Made consecutive 6.0-inning scoreless starts for the PawSox to finish the season.

Following the season, posted a 2.52 ERA (15 ER/53.2 IP) in 12 games (11 GS) for Aguilas in the Dominican Winter League, including the postseason.

2015: Made 22 appearances (20 GS) over 2 stints with SEA...Made 12 starts with Triple-A Tacoma.

Allowed 3 ER or fewer in 15 of his 20 ML starts.

Recalled by SEA on 4/26...Went 3-3 with a 2.79 ERA (18 ER/58.0 IP) in his first 9 ML starts from 4/26-6/9... Allowed 1 run in 3 straight outings from 5/14-25 (20.0 IP).

Gave up 4 runs on 5/30 vs. CLE, snapping a streak of 16 consecutive starts allowing 3 runs or fewer (began 7/21/14)...During that streak, was 5-5 with a 2.42 ERA (24 ER/89.1 IP).

Recorded 10 SO with 0 BB on 6/19 vs. HOU.

Optioned to Tacoma on 7/3 and made 9 starts before being recalled by SEA on 8/23.

Closed out the year with 9 appearances (7 starts) for SEA...Allowed 1 hit and 0 ER in 5.1 IP on 9/12 vs. COL.

2014: Made 1st Opening Day roster and ML debut despite having never pitched above Double-A.

Was 1 of 7 ML rookies to win at least 10 games... Also ranked among rookie leaders in starts (3rd, 29), innings (3rd, 163.2), and strikeouts (T-5th, 143).

Became the 7th rookie pitcher in Mariners history to record at least 10 wins in a season, the 1st since John Halama (11) and Freddy Garcia (17) in 1999.

Among Mariners rookie pitchers all-time, ranked 4th in SO, 6th in starts, 7th in wins, and 8th in IP.

Earned a spot on SEA's Opening Day roster after making his 1st ML Spring Training appearance as a non-roster invitee.

Made ML debut on 4/3 at OAK, carrying a no-hitter through 4.2 IP (5.0 IP, 2 H, R, 2 BB, 4 SO).

Recorded 10 SO on 5/1 at NYY...Was the 2nd opposing rookie in 45 seasons to strike out 10+ batters in a Yankee Stadium debut (also Matt Moore, 9/22/11, 11 SO).

Threw a 3-hit shutout on 6/1 vs. DET...Became the 1st SEA rookie pitcher to throw a shutout since Freddy Garcia on 8/24/99 vs. DET, and the 1st to allow 3 hits or fewer in a shutout since Dave Fleming on 8/25/92 vs. CLE.

Ranked 5th among ML rookies with a 2.31 ERA (13 ER/50.2 IP) after the All-Star break (min. 10 GS)...Allowed 2 ER or fewer in each of his 10 starts after the break.

Optioned to Triple-A Tacoma on 8/7...Earned the win and allowed no hits in his lone appearance with the Rainiers on 8/13 at New Orleans (5.0 IP, BB, 6 SO)...Returned to SEA on 8/18.

Shut down for the season after leaving his start on 9/16 at LAA with a strained flexor bundle in his left elbow.

2013: Spent entire season with SEA's Double-A Jackson affiliate...Named a Southern League mid-season All-Star.

- 👉 Earned a no-decision in his Double-A debut on 4/5 at Jacksonville, despite allowing 0 hits in 6.0 IP (2 BB, 7 SO).
- 👉 Had 10 SO and 0 BB in 5.0 IP on 7/24 at Chattanooga.
- 👉 Placed on the DL on 8/19 and missed the remainder of the season after undergoing an appendectomy.
- 👉 Following the season, made 3 starts for Lara of the Venezuelan Winter League.

2012: Spent entire season with SEA's High-A club in High Desert...Named a California League postseason All-Star.

- 👉 Was the 4th pitcher in team history to make 25+ starts and post an ERA below 4.00 (26 GS, 3.76 ERA).
- 👉 Had the lowest WHIP in the CL (1.19).
- 👉 Led the Mavericks in wins (11) and quality starts (12).

2011: In his U.S. debut, went 5-2, 4.28 ERA (23 ER/48.1 IP) in 11 appearances (8 GS) between the Rookie-level Arizona League Mariners, Rookie-level Pulaski, and Single-A Clinton.

- 👉 Earned his 1st win on 7/29 for Pulaski at Princeton.

Personal

- 👉 Full name is Roenis Leliebre Elias.
- 👉 Name is pronounced "roh-EN-ees eh-LEE-ahs."
- 👉 Signed by Ted Heid and Patrick Guerrero (Mariners).
- 👉 Married to Vanessa...The couple has a son, Roenis Jr, and a daughter, Romina.
- 👉 As a native of Guantanamo, Cuba, established residency in Mexico in late 2010 before signing with SEA.
- 👉 Played for Guantanamo in Cuba's Serie Nacional.

In the Community

- 👉 During spring training in 2017, took part in Casino Night, which benefits the Red Sox Foundation.
- 👉 While with Pawtucket in 2016, attended the PawSox Bowlathon to benefit The Tomorrow Fund, a Rhode Island-based organization that financially supports families with children who are battling cancer.
- 👉 Participated in the PawSox' annual "Challenger Day" in 2016, helping players and coaches put on a clinic for kids with mental and physical disabilities.
- 👉 In January 2016, signed autographs and posed for pictures with fans during Red Sox Winter Weekend.

Roenis Elias

Roenis Elias' Career Record

| YEAR | CLUB | W-L | ERA | G | GS | CG | SHO | SV | IP | H | R | ER | HR | HB | BB | SO | WP | BK |
|----------------------------|--------------|--------------|--------------|------------|-----------|----------|----------|----------|--------------|------------|------------|------------|-----------|-----------|------------|------------|-----------|-----------|
| 2011 | AZL Mariners | 0-0 | 0.00 | 1 | 0 | 0 | 0 | 0 | 1.0 | 1 | 0 | 0 | 0 | 0 | 0 | 0 | 0 | 0 |
| | Pulaski | 1-0 | 0.82 | 3 | 1 | 0 | 0 | 0 | 11.0 | 11 | 4 | 1 | 0 | 2 | 3 | 8 | 0 | 0 |
| | Clinton | 4-2 | 5.45 | 7 | 7 | 0 | 0 | 0 | 36.1 | 41 | 24 | 22 | 7 | 1 | 18 | 33 | 4 | 0 |
| 2012 | High Desert | 11-6 | 3.76 | 26 | 26 | 0 | 0 | 0 | 148.1 | 136 | 80 | 62 | 19 | 8 | 41 | 128 | 2 | 8 |
| | Jackson | 6-11 | 3.18 | 22 | 22 | 0 | 0 | 0 | 130.0 | 112 | 57 | 46 | 9 | 4 | 50 | 121 | 2 | 3 |
| 2014 | SEATTLE | 10-12 | 3.85 | 29 | 29 | 1 | 1 | 0 | 163.2 | 151 | 77 | 70 | 16 | 11 | 64 | 143 | 6 | 4 |
| | Tacoma | 1-0 | 0.00 | 1 | 1 | 0 | 0 | 0 | 5.0 | 0 | 0 | 0 | 0 | 0 | 1 | 6 | 0 | 0 |
| 2015 | Tacoma | 4-2 | 7.34 | 12 | 12 | 0 | 0 | 0 | 61.1 | 80 | 54 | 50 | 9 | 4 | 18 | 47 | 5 | 3 |
| | SEATTLE | 5-8 | 4.14 | 22 | 20 | 0 | 0 | 0 | 115.1 | 106 | 57 | 53 | 15 | 9 | 44 | 97 | 1 | 1 |
| 2016 | Pawtucket | 10-5 | 3.60 | 21 | 19 | 1 | 0 | 0 | 125.0 | 115 | 56 | 50 | 10 | 6 | 57 | 113 | 2 | 1 |
| | BOSTON | 0-1 | 12.91 | 3 | 1 | 0 | 0 | 0 | 7.2 | 15 | 11 | 11 | 2 | 0 | 5 | 3 | 0 | 0 |
| 2017 | Salem | 0-1 | 15.75 | 1 | 1 | 0 | 0 | 0 | 4.0 | 10 | 9 | 7 | 1 | 0 | 2 | 1 | 0 | 0 |
| | Lowell | 0-0 | 0.00 | 1 | 1 | 0 | 0 | 0 | 2.0 | 0 | 0 | 0 | 0 | 0 | 2 | 0 | 0 | 0 |
| | Portland | 0-1 | 3.38 | 1 | 1 | 0 | 0 | 0 | 2.2 | 2 | 1 | 1 | 1 | 0 | 1 | 1 | 0 | 2 |
| | Pawtucket | 1-4 | 6.62 | 7 | 7 | 0 | 0 | 0 | 34.0 | 43 | 25 | 25 | 9 | 4 | 9 | 25 | 1 | 2 |
| | BOSTON | 0-0 | 0.00 | 1 | 0 | 0 | 0 | 0 | 0.1 | 0 | 0 | 0 | 0 | 0 | 1 | 1 | 0 | 0 |
| Major League Totals | | 15-21 | 4.20 | 55 | 50 | 1 | 1 | 0 | 287.0 | 272 | 145 | 134 | 33 | 20 | 114 | 244 | 7 | 5 |
| Minor League Totals | | 38-32 | 4.24 | 103 | 98 | 1 | 0 | 0 | 560.2 | 551 | 310 | 264 | 65 | 29 | 200 | 485 | 16 | 19 |
| Red Sox Totals | | 0-1 | 12.38 | 4 | 1 | 0 | 0 | 0 | 8.0 | 15 | 11 | 11 | 2 | 0 | 6 | 4 | 0 | 0 |

- 2011 Signed by the Seattle Mariners as an international free agent, 5/3
- 2015 Acquired by the Boston Red Sox with RHP Carson Smith in exchange for LHP Wade Miley and RHP Jonathan Aro, 12/7
- 2017 On disabled list with a right oblique strain, 4/3-8/16.

Career Fielding Record

| YEAR | CLUB | POS | PCT. | G | GS | PO | A | E | TC | DP |
|----------------------|---------|----------|-------------|-----------|-----------|----------|-----------|----------|-----------|----------|
| 2014 | SEATTLE | P | 1.000 | 29 | 29 | 2 | 22 | 0 | 24 | 2 |
| 2015 | SEATTLE | P | .929 | 22 | 20 | 0 | 13 | 1 | 14 | 0 |
| 2016 | BOSTON | P | 1.000 | 3 | 1 | 0 | 2 | 0 | 2 | 0 |
| 2017 | BOSTON | P | - | 1 | 0 | 0 | 0 | 0 | 0 | 0 |
| Career Totals | | P | .975 | 55 | 50 | 2 | 37 | 1 | 40 | 2 |

Career Single-Game Highs

| | |
|---------------------------------|-----------------------------------|
| INNINGS PITCHED | 9.0, 6/1/14 vs. DET |
| STRIKEOUTS | 10, 2 times, last 6/19/15 vs. HOU |
| HITS ALLOWED | 9, 2 times, last 8/27/15 at CWS |
| RUNS ALLOWED | 8, 6/14/15 at HOU |
| WALKS ALLOWED | 6, 8/18/14 at PHI |
| HOME RUNS ALLOWED | 2, 6 times, last 6/17/16 vs. SEA |
| EJECTIONS | None |
| SCORELESS INNINGS STREAK | 10.0, 6/1-7/14 |

71 JUSTIN HALEY

RHP



Bats: Right • **Throws:** Right • **Height:** 6-5 • **Weight:** 234
Opening Day Age: 26 • **MLB Service:** 114 days
Born: 6/16/1991 in Orangevale, CA
Resides: Dracut, MA
Acquired: Selected in the 6th round of the 2012 June Draft
Contract Status: Signed through 2018

Non-Roster Invitee

Career Highlights

- Enters his 7th professional season, his 2nd in ML Spring Training camp (also 2017 with MIN).
- Made the Twins' 2017 Opening Day roster after being selected by the club from BOS in the 2016 Rule 5 Draft.
- In 27 career Triple-A appearances (25 starts), has gone 10-8 with a 3.31 ERA (54 ER/146.2 IP).
- Has thrown 3 minor league shutouts: 5/6/14 for High-A Salem at Carolina (7.0 IP), 5/13/16 for Double-A Portland vs. Binghamton (7.0 IP), and 8/7/16 for Triple-A Pawtucket vs. Buffalo (7.0 IP).
- Participated in the Red Sox Rookie Development Program in January 2018.

2017: Split the season between the MIN and BOS organizations...Made his ML debut with the Twins, appearing in 10 games (all in relief).

- Allowed 4 runs in 0.1 IP vs. BOS on 5/7, but posted a 4.08 ERA (8 ER/17.2 IP) in his other 9 ML outings.
- In 14 minor league appearances (13 GS) between the 2 organizations, went 2-2 with a 2.80 ERA (20 ER/64.1 IP) and 49 SO against 11 BB.
- Made the Twins' Opening Day roster and debuted in the club's 2nd game, throwing a perfect 9th inning on 4/5 vs. KC...Induced groundouts from Eric Hosmer, Salvador Perez, and Paulo Orlando.

- Earned his 1st career save by pitching 3.1 innings of 1-run ball in an 11-5 win at DET on 4/13.
- Also made scoreless appearances for MIN on 4/22 vs. DET (1.1 IP), 5/14 at CLE (1.0), and 5/26 vs. TB (1.0).
- Was on the 10-day disabled list from 4/23-5/6 (right biceps tendinitis) and 5/29-7/23 (right shoulder soreness).
- Returned from the DL on 7/24 and that day was returned to BOS in accordance with rules of the Rule 5 Draft.
- Spent the rest of the season with Triple-A Pawtucket... 6 of his 7 outings with the PawSox were quality starts (allowed 2 runs in 5.1 IP on 8/25 vs. Lehigh Valley).
- Made 5 starts for Escogido in the Dominican Winter League, posting a 2.08 ERA (6 ER/26.0 IP).

2016: Went 13-10 with a 3.01 ERA (49 ER/146.2 IP) between Double-A Portland (12 GS) and Triple-A Pawtucket (15 G, 14 GS).

- Threw a 7.0-IP, 1-hit shutout on 5/13 vs. Binghamton.
- Transferred to Pawtucket on 6/17 and spent the remainder of the season with the PawSox.
- Threw his 2nd shutout on 8/7 vs. Buffalo (7.0 IP).
- After the season, allowed 1 run in 23.2 IP (0.38 ERA) in 5 starts for Escogido of the Dominican Winter League.

RULE 5 RECAP

After spending his first 5 professional seasons in the Red Sox organization (2012-16), Haley represented 4 clubs in a single day on 12/8/16:

- Selected by LAA from BOS in the Rule 5 Draft (No. 8 overall selection).
- Acquired by SD in exchange for cash considerations.
- Acquired by MIN in exchange for RHP Miguel Diaz.

2015: Spent the entire season with Double-A Portland...Led the Sea Dogs in starts (tied, 27) and strikeouts (95).

- Recorded 12 starts of at least 5.0 IP and 2 ER or fewer...Made 4 scoreless starts of 6.0+ IP.
 - Removed from his start on 5/2 at Reading and placed on the DL from 5/3-11 with a right groin strain.
 - Posted back-to-back scoreless starts of 6.0 IP on 6/19 at Reading and 6/24 at New Hampshire.
 - Allowed no runs and only 1 hit in a season-high 7.0 innings on 8/13 vs. Erie.
 - Following the season, went 2-1 with a 0.64 ERA (1 ER/14.0 IP) and a .196 opponent AVG (10-for-51) in 4 starts for Arizona Fall League champion Scottsdale.
 - Ranked 2nd in the AFL in ERA and 3rd in WHIP (0.86).
 - Among AFL starters, allowed the fewest base runners per 9.0 IP (7.71) and the 2nd-fewest unintentional BB/9.0 IP (1.29).
- 2014: Named a Carolina League mid-season All-Star...Combined with High-A Salem and Double-A Portland to go 10-6 with a 2.35 ERA (34 ER/130.1 IP) and a .227 opponent AVG (107-for-471).**
- Made 6 scoreless starts of at least 6.0 IP.
 - Allowed 3 ER or fewer in 16 of his 17 starts.
 - Earned a Pitcher of the Week honor in both the CL (6/2-8) and the Eastern League (8/26-9/1).
 - Recorded 17.1 consecutive scoreless innings from 4/11-5/6.
 - Threw his 1st career complete game and shutout on 5/16 at Carolina (7.0 IP, 3 H, BB, HBP, 9 SO).
 - Transferred to Portland on 7/29 and recorded at least 6.0 IP in each of his 6 starts.
 - Pitched 6.0 shutout innings and earned the win in Game 2 of the EL semifinals vs. Binghamton.

Justin Haley, Continued

2013: Spent the entire season with Single-A Greenville and posted a 3.68 ERA (51 ER/124.2 IP) in 26 outings (24 starts).

📌 Ranked among South Atlantic League leaders in opponent AVG (5th, .219) and SO/9.0 IP (3rd, 8.8).

📌 Led the Drive in innings (124.2) and wins (tied, 7), while finishing 2nd on the club in SO (124).

2012: Made 12 starts for Short-A Lowell in his pro debut.

📌 Posted a 0.89 ERA (2 ER/20.1 IP) over his first 8 starts from 7/2-8/6.

Personal

📌 Full name is Justin Case Haley.

📌 Married to the former Casey Wynn.

Justin Haley's Career Record

| YEAR | CLUB | W-L | ERA | G | GS | CG | SHO | SV | IP | H | R | ER | HR | HB | BB | SO | WP | BK |
|------|----------------------------|--------------|-------------|------------|------------|----------|----------|----------|--------------|------------|------------|------------|-----------|-----------|------------|------------|-----------|----------|
| 2012 | Lowell | 0-1 | 1.89 | 13 | 12 | 0 | 0 | 0 | 33.1 | 23 | 11 | 7 | 1 | 2 | 16 | 33 | 2 | 0 |
| 2013 | Greenville | 7-11 | 3.68 | 26 | 24 | 0 | 0 | 0 | 124.2 | 97 | 64 | 51 | 10 | 0 | 74 | 124 | 10 | 2 |
| 2014 | Salem | 7-4 | 2.82 | 19 | 11 | 1 | 1 | 1 | 92.2 | 77 | 34 | 29 | 4 | 6 | 23 | 74 | 6 | 0 |
| | Portland | 3-2 | 1.19 | 6 | 6 | 0 | 0 | 0 | 37.2 | 30 | 5 | 5 | 2 | 2 | 16 | 33 | 1 | 0 |
| 2015 | Portland | 5-16 | 5.15 | 27 | 27 | 0 | 0 | 0 | 124.0 | 142 | 80 | 71 | 7 | 6 | 50 | 95 | 15 | 1 |
| 2016 | Portland | 5-4 | 2.20 | 12 | 12 | 1 | 1 | 0 | 61.1 | 49 | 15 | 15 | 1 | 2 | 19 | 59 | 0 | 1 |
| | Pawtucket | 8-6 | 3.59 | 15 | 14 | 1 | 1 | 0 | 85.1 | 70 | 34 | 34 | 8 | 2 | 26 | 67 | 1 | 0 |
| 2017 | MINNESOTA | 0-0 | 6.00 | 10 | 0 | 0 | 0 | 1 | 18.0 | 22 | 12 | 12 | 3 | 1 | 6 | 14 | 0 | 0 |
| | Rochester | 1-0 | 3.63 | 5 | 4 | 0 | 0 | 0 | 17.1 | 17 | 8 | 7 | 3 | 0 | 3 | 11 | 1 | 0 |
| | GCL Twins | 0-0 | 0.00 | 1 | 1 | 0 | 0 | 0 | 1.0 | 1 | 0 | 0 | 0 | 0 | 0 | 1 | 0 | 0 |
| | Fort Myers | 0-0 | 0.00 | 1 | 1 | 0 | 0 | 0 | 2.0 | 1 | 0 | 0 | 0 | 0 | 1 | 2 | 0 | 0 |
| | Pawtucket | 1-2 | 2.66 | 7 | 7 | 1 | 0 | 0 | 44.0 | 35 | 13 | 13 | 7 | 1 | 7 | 35 | 0 | 1 |
| | Major League Totals | 0-0 | 6.00 | 10 | 0 | 0 | 0 | 1 | 18.0 | 22 | 12 | 12 | 3 | 1 | 6 | 14 | 0 | 0 |
| | Minor League Totals | 37-46 | 3.35 | 132 | 119 | 4 | 3 | 1 | 623.1 | 542 | 264 | 232 | 43 | 21 | 235 | 534 | 36 | 5 |

2010 Selected by the Cleveland Indians in the 46th round of the June Draft (did not sign)

2012 Signed by the Boston Red Sox as a 6th-round selection in the June Draft

2016 Selected by the Los Angeles Angels in the Rule 5 Draft, 12/8

2016 Acquired by the San Diego Padres in exchange for cash considerations, 12/8

2016 Acquired by the Minnesota Twins in exchange for RHP Miguel Diaz, 12/8

2017 On disabled list with right biceps tendinitis, 4/23-5/6

2017 On disabled list with right shoulder soreness, 5/29-7/23

2017 Returned to the Boston Red Sox in accordance with Rule 5 Draft rules, 7/24

Career Fielding Record

| YEAR | CLUB | POS | PCT. | G | GS | PO | A | E | TC | DP |
|------|-----------|-----|-------|----|----|----|---|---|----|----|
| 2017 | MINNESOTA | P | 1.000 | 10 | 0 | 1 | 1 | 0 | 2 | 0 |

Career Single-Game Highs

| | |
|---------------------------------|------------------------------------|
| INNINGS PITCHED | 3.2, 2 times, last 4/18/17 vs. CLE |
| STRIKEOUTS | 6, 4/13/17 at DET |
| HITS ALLOWED | 4, 4 times, last 5/28/17 vs. TB |
| RUNS ALLOWED | 4, 5/7/17 vs. BOS |
| WALKS ALLOWED | 2, 4/18/17 vs. CLE |
| HOME RUNS ALLOWED | 2, 4/8/17 at CWS |
| EJECTIONS | None |
| SCORELESS INNINGS STREAK | 4.1, 4/5-8/17 |

37 HEATH HEMBREE

RHP



Bats: Right • **Throws:** Right • **Height:** 6-4 • **Weight:** 223
Opening Day Age: 29 • **MLB Service:** 2 years, 106 days
Born: 1/13/1989 in Spartanburg, SC
Resides: Spartanburg, SC
Acquired: From San Francisco with LHP Edwin Escobar in exchange for RHP Jake Peavy and cash on 7/26/2014
Contract Status: Signed through 2018

Career Highlights

- Entering his 9th professional season, his 4th full season in the Red Sox organization.
- Originally selected by SF in the 2010 June Draft.
- Allowed 11 ER in 6.1 IP during a 5-game stretch from 8/26/14-4/26/15, but has posted a 2.65 ERA (44 ER/149.2 IP) in his other 132 ML appearances.
- Has a 2.97 ERA in the 7th inning (51 G, 11 ER/33.1 IP) and a 2.04 ERA in the 8th inning (51 G, 9 ER/39.2 IP).
- Enters 2018 with a 1.47 ERA (3 ER/18.1 IP) when pitching on 0 days rest (20 games).
- Has a 2.20 ERA (20 ER/82.0 IP) at Fenway Park (71 G).
- Made his Sox debut in a 19-inning game on 8/9/14 at LAA and threw 4.0 scoreless frames (15th-18th innings).
- Began his ML career with an 11-game scoreless streak between the Giants and Red Sox (12.2 IP).
- Named a Pacific Coast League mid-season All-Star at Triple-A Fresno in both 2012 and 2014...Was selected to the California League Mid-Season All-Star Team in 2011.
- Led minor leaguers with 38 saves in 2011...Converted 32 consecutive save opportunities from 4/16-8/3/11.
- Still holds Triple-A Fresno's single-season saves record (31 in 2013).
- 2017: Appeared in a career-high 62 games in his 1st full ML season with BOS...Struck out a career-high 70 batters.**
- Averaged career bests in SO/9.0 IP (10.16; 70 SO/62.0 IP) and SO/BB ratio (3.89; 18 BB).
- Finished 2nd among Red Sox relievers in holds (14) and 3rd in games, SO, and IP.
- Had a 2.88 ERA (11 ER/34.1 IP) in 37 home appearances and a 4.55 ERA (14 ER/27.2 IP) in 25 road games.
- Worked in 40 of the club's 89 games prior to the All-Star break, posting a 3.57 ERA (16 ER/40.1 IP).
- Posted a 1.15 ERA (2 ER/15.2 IP) over his first 14 appearances of the season, which included a season-best 10.2-inning scoreless streak from 4/10-28.
- Did not allow an ER at Fenway over a 14-game span (15.2 IP) from 9/13/16-5/12/17, including his first 7 home appearances of 2017 (6.1 IP).
- Matched his career high with 5 SO in a season-high 3.1 IP on 4/22 at BAL.
- Earned the win on 7/3 at TEX, throwing 2.0 scoreless frames (10th & 11th inn.) in the Sox' 11-inning victory.
- Recorded the win in the Sox' walk-off victory in 11 innings on 8/4 vs. CWS.

2016: Began the year with Triple-A Pawtucket, but appeared in 38 ML games over 4 stints with BOS.

- Led all Red Sox relievers in 1st batter efficiency, retiring 33 of 38 1st batters faced (86.8%).
- Stranded 19 of his 26 inherited runners (73%).
- Pitched more than 1.0 inning in 19 of his 38 appearances for BOS; 9 of those 19 were scoreless.
- Held RHH to a .201 AVG (27-for-134)...LHH began the year batting .475 (19-for-40), but they hit just .161 (5-for-31) from 6/23 through the remainder of the season.
- Began his ML season with 10.0 scoreless innings.
- Limited opponents to a .163 AVG (8-for-49) over his final 11 ML appearances of the season (beginning 8/19).
- Threw 1.2 perfect innings and struck out all 5 batters faced on 9/25 at TB...He and starter Eduardo Rodriguez set a ML record for strikeouts in consecutive plate appearances (11)...Red Sox pitchers finished with 23 SO (10.0 IP), establishing a then-club record for a single game.
- Earned his 1st win of the season with 3.0 scoreless innings in the Red Sox' 12-inning win on 4/24 at HOU.
- Allowed 8 unearned runs for BOS, 2nd-most among all ML relievers.
- Gave up 0 runs in 12 of his 13 appearances for the PawSox...Converted all 8 of his save chances for Pawtucket.
- All 6 hits allowed for the PawSox were singles...Did not allow a hit to a LHH at Pawtucket (0-for-17).

2015: Split the season between Triple-A Pawtucket and BOS...Appeared in 22 games over 4 ML stints.

- Allowed 0 runs in 17 of his 22 ML appearances.
- Allowed 6 ER in his ML season debut on 4/26 at BAL, but posted a 1.50 ERA (4 ER/24.0 IP) and a .218 opponent AVG (19-for-87) in his other 21 ML games.
- Held ML opponents to a .200 AVG (4-for-20) with RISP, including only 1 hit in their final 15 AB (.067 AVG).
- Was placed on the DL with right shoulder inflammation on 6/18 (retro to 6/15)...Activated from the DL and optioned to Pawtucket on 7/25.
- Earned the 1st win of his ML career in the Sox' 13-inning victory on 9/13 at TB.
- Opened the year with the PawSox and did not allow runs in any of his first 9 games of the season (11.0 IP).
- Averaged 9.1 SO/9.0 IP for Pawtucket (32 SO/31.2 IP)...Held opponents to a .207 AVG (23-for-111).

2014: Spent the beginning of the year in the Giants organization and ended it with BOS... Named a Pacific Coast League mid-season All-Star.

- Combined to earn 20 saves with a 3.71 ERA (19 ER/46.0 IP) in 48 Triple-A appearances between Fresno and Pawtucket.

- Opened the season with 9 straight scoreless appearances (9.1 IP).

- Acquired by BOS along with LHP Edwin Escobar in exchange for RHP Jake Peavy on 7/26.

- Recalled on 8/5 for his 1st career stint with BOS.

- Made his BOS debut on 8/9 at LAA, throwing 4.0 scoreless innings of relief in the club's 5-4 loss in 19 innings.

- Had his career-best 12.2-inning scoreless streak—which began his ML career—snapped on 8/26 at TOR...The streak (9/3/13-8/24/14) began with his ML debut in 2013 and included 5.0 IP with BOS.

- Appeared in 5 playoff games for Pawtucket, earning 2 saves while posting a 1.50 ERA (1 ER/6.0 IP).

2013: Made his ML debut with the Giants and did not allow a run in any of his 9 appearances.

- Selected to the ML roster from Triple-A Fresno on 9/3 and made his debut that night at SD (1.0 IP, 2 SO).

- Held opponents to a .148 AVG (4-for-27) with SF, which included only 1 XBH (double)...Struck out 11 of the 19 right-handed batters he faced.

- Set a Grizzlies record with 31 saves (2nd most in the Pacific Coast League).

- Following the season, was rated the Giants' No. 7 overall prospect by *Baseball America*.

2012: Spent the majority of his 3rd professional season with Triple-A Fresno, where he was named a Pacific Coast League mid-season All-Star.

- His 15 saves ranked T-6th among all PCL pitchers.

- Was on the DL from 7/5-8/7 with a flexor tendon strain in his right elbow...Made 5 scoreless appearances (5.0 IP, 0 H) with High-A San Jose before rejoining Fresno.

- Named PCL Pitcher of the Week on 5/1.

- Following the season, made 9 relief appearances for Scottsdale in the Arizona Fall League and was selected to the AFL Rising Stars Team.

2011: Went 1-1 with 38 saves and a 1.86 ERA (11 ER/53.1 IP) in 54 appearances between High-A San Jose and Double-A Richmond.

- Led all of Minor League Baseball with 38 saves.

- Named a California League mid-season All-Star.

- Led the CL with 21 saves despite playing only half of the season with San Jose.

- Promoted to Richmond on 6/16.

- Converted 32 consecutive save opportunities between San Jose and Richmond from 4/16-8/3...Posted a 2.00 ERA (8 ER/36.0 IP) with 63 SO over that stretch.

- Following the season, named a Topps Single-A All-Star.

2010: Made his professional debut with the Rookie-level Arizona League Giants.

- Allowed only 1 run over his 12 appearances (11.0 IP) and struck out 22 batters without issuing a walk.

Personal

- Full name is Richard Heath Hembree.

- Married his wife, Maci, in November 2017...Has a stepdaughter, Ila.

- Signed by Jeremy Cleveland (Giants).

- Attended the College of Charleston (2010), Spartanburg Methodist College (2009), and the University of South Carolina (2008).

- Graduated from Broome (SC) High School.

In the Community

- Participated in a USO Tour with teammate Steven Wright in December 2015, visiting service members and their families in Italy, Djibouti, Afghanistan, Bahrain, and Germany.

- Has participated in Red Sox Winter Weekend in each of the last 4 years, signing autographs and posing for pictures with fans.

- Was part of the Red Sox Holiday Caravan in 2014, 2016, and 2017, visiting Boston Children's Hospital, Beth Israel Deaconess Medical Center, Dana Farber Cancer Institute, MassGeneral Hospital, Shriners Hospital, the Jimmy Fund, Spaulding Rehab, and The BASE.

- Also in December 2016, visited Codman Academy as part of the Gift of Sox event, and participated in Christmas at Fenway.

- Has participated in events that benefit the Red Sox Foundation, including Casino Night and Picnic in the Park.

- Visited the Jimmy Fund and painted murals at the Curley K-8 School in Boston during the Red Sox Rookie Development Program in January 2015.

Heath Hembree, Continued

Heath Hembree's Career Record

| YEAR | CLUB | W-L | ERA | G | GS | CG | SHO | SV | IP | H | R | ER | HR | HB | BB | SO | WP | BK |
|----------------------------|---------------|-------------|-------------|------------|----------|----------|----------|------------|--------------|------------|-----------|-----------|-----------|-----------|-----------|------------|-----------|----------|
| 2010 | AZL Giants | 0-0 | 0.82 | 12 | 0 | 0 | 0 | 3 | 11.0 | 9 | 1 | 1 | 0 | 0 | 0 | 22 | 0 | 0 |
| 2011 | San Jose | 0-0 | 0.73 | 26 | 0 | 0 | 0 | 21 | 24.2 | 16 | 2 | 2 | 1 | 1 | 12 | 44 | 2 | 0 |
| | Richmond | 1-1 | 2.83 | 28 | 0 | 0 | 0 | 17 | 28.2 | 20 | 11 | 9 | 1 | 0 | 13 | 34 | 1 | 0 |
| 2012 | San Jose | 0-0 | 0.00 | 5 | 0 | 0 | 0 | 0 | 5.0 | 0 | 0 | 0 | 0 | 0 | 1 | 7 | 0 | 0 |
| | Fresno | 1-1 | 4.74 | 39 | 0 | 0 | 0 | 15 | 38.0 | 29 | 24 | 20 | 2 | 4 | 20 | 36 | 2 | 0 |
| 2013 | Fresno | 1-4 | 4.07 | 54 | 0 | 0 | 0 | 36 | 55.1 | 54 | 26 | 25 | 7 | 1 | 16 | 63 | 3 | 1 |
| | SAN FRANCISCO | 0-0 | 0.00 | 9 | 0 | 0 | 0 | 0 | 7.2 | 4 | 0 | 0 | 0 | 0 | 2 | 12 | 0 | 0 |
| 2014 | Fresno | 1-3 | 3.89 | 41 | 0 | 0 | 0 | 18 | 39.1 | 40 | 18 | 17 | 5 | 2 | 13 | 46 | 2 | 0 |
| | Pawtucket | 0-1 | 2.70 | 7 | 0 | 0 | 0 | 2 | 6.2 | 5 | 2 | 2 | 0 | 0 | 5 | 9 | 0 | 0 |
| 2015 | BOSTON | 0-0 | 4.50 | 6 | 0 | 0 | 0 | 0 | 10.0 | 11 | 5 | 5 | 1 | 0 | 5 | 6 | 1 | 0 |
| | Pawtucket | 0-5 | 2.27 | 29 | 0 | 0 | 0 | 8 | 31.2 | 23 | 10 | 8 | 1 | 2 | 10 | 32 | 4 | 0 |
| 2016 | GCL Red Sox | 0-0 | 0.00 | 1 | 1 | 0 | 0 | 0 | 1.0 | 2 | 0 | 0 | 0 | 0 | 0 | 0 | 0 | 0 |
| | BOSTON | 2-0 | 3.55 | 22 | 0 | 0 | 0 | 0 | 25.1 | 25 | 10 | 10 | 5 | 0 | 9 | 15 | 1 | 0 |
| 2017 | Pawtucket | 0-0 | 0.68 | 13 | 0 | 0 | 0 | 8 | 13.1 | 6 | 1 | 1 | 0 | 0 | 3 | 22 | 0 | 0 |
| | BOSTON | 4-1 | 2.65 | 38 | 0 | 0 | 0 | 0 | 51.0 | 51 | 23 | 15 | 6 | 0 | 17 | 47 | 0 | 0 |
| 2017 | BOSTON | 2-3 | 3.63 | 62 | 0 | 0 | 0 | 0 | 62.0 | 72 | 29 | 25 | 10 | 1 | 18 | 70 | 2 | 0 |
| Major League Totals | | 8-4 | 3.17 | 137 | 0 | 0 | 0 | 0 | 156.0 | 163 | 67 | 55 | 22 | 1 | 51 | 150 | 4 | 0 |
| Minor League Totals | | 4-15 | 3.00 | 255 | 1 | 0 | 0 | 123 | 254.2 | 204 | 95 | 85 | 17 | 10 | 93 | 315 | 14 | 1 |
| Red Sox Totals | | 8-4 | 3.34 | 128 | 0 | 0 | 0 | 0 | 148.1 | 159 | 67 | 55 | 22 | 1 | 49 | 138 | 4 | 0 |

2010 Signed by the San Francisco Giants as a 5th-round selection in the June Draft

2014 Acquired by the Boston Red Sox along with LHP Edwin Escobar in exchange for RHP Jake Peavy and cash, 7/26

2015 On disabled list with right shoulder inflammation, 6/15-7/24

Career Fielding Record

| YEAR | CLUB | POS | PCT. | G | GS | PO | A | E | TC | DP |
|----------------------|---------------|----------|-------------|------------|----------|----------|-----------|----------|-----------|----------|
| 2013 | SAN FRANCISCO | P | --- | 9 | 0 | 0 | 0 | 0 | 0 | 0 |
| 2014 | BOSTON | P | 1.000 | 6 | 0 | 1 | 0 | 0 | 1 | 0 |
| 2015 | BOSTON | P | 1.000 | 22 | 0 | 0 | 1 | 0 | 1 | 0 |
| 2016 | BOSTON | P | .900 | 38 | 0 | 2 | 7 | 1 | 10 | 0 |
| 2017 | BOSTON | P | .875 | 62 | 0 | 2 | 5 | 1 | 8 | 0 |
| Career Totals | | P | .900 | 137 | 0 | 5 | 13 | 2 | 20 | 0 |

Career Single-Game Highs

| | |
|---------------------------------|-----------------------------------|
| INNINGS PITCHED | 4.0, 8/9/14 at LAA |
| STRIKEOUTS | 5, 2 times, last 4/22/17 at BAL |
| HITS ALLOWED | 6, 4/26/15 at BAL |
| RUNS ALLOWED | 6, 4/26/15 at BAL |
| WALKS ALLOWED | 2, 10 times, last 8/31/17 at NYY |
| HOME RUNS ALLOWED | 1, 22 times, last 9/26/17 vs. TOR |
| WINNING STREAK | 6, 9/13/15-6/24/16 |
| EJECTIONS | None |
| SCORELESS INNINGS STREAK | 12.2, 9/3/13-8/24/14 |

40 MARCO HERNANDEZ

INF



Bats: Left • **Throws:** Right • **Height:** 6-0 • **Weight:** 195
Opening Day Age: 25 • **MLB Service:** 1 year, 105 days
Born: 9/6/1992 in Santiago, DR
Resides: Moca, DR
Acquired: From the Chicago Cubs on 12/15/2014 to complete 7/30/2014 trade of Felix Doubront
Contract Status: Signed through 2018

Career Highlights

Entering the 9th season of his professional career, his 4th in the Red Sox organization.

Has appeared in 61 ML games, all with BOS (2016-17)...Has started games at 3B (15), 2B (7), and SS (6).

Enters the 2018 season ranked by *Baseball America* as the No. 10 prospect in the Red Sox organization.

Hit 1st ML homer on 5/30/16 at BAL off Mychal Givens.

In the minor leagues, has started 518 games at SS, 59 at 2B, 20 at 3B, 1 in LF, and 1 in RF.

Earned mid-season All-Star honors in 2015 (Eastern League), 2014 (Florida State League), and 2010 (Dominican Summer League).

Named MVP of the 2015 Eastern League All-Star Game.

2017: His 3rd year in the BOS organization was cut short due to season-ending shoulder surgery.

Began the season on the roster of Triple-A Pawtucket, but did not appear in a game with the PawSox before being recalled by BOS on 4/6.

Batted .276 (16-for-58) in 21 games with the Red Sox, making 9 starts at 3B, 5 at SS, and 4 at 2B.

Placed on the 10-day disabled list with left shoulder subluxation on 5/4.

On 5/26, underwent a successful left shoulder open stabilization (Latarjet) procedure...The surgery was performed by Dr. Tom Holovac at Massachusetts General Hospital.

Transferred to the 60-day DL on 5/28.

2016: Made his ML debut, appearing in 40 games and making 10 starts over 5 stints with the Red Sox...Also led Triple-A Pawtucket with a .309 AVG (69-for-223).

Hit .333 (12-for-36, 2B, HR) with 3 BB and only 3 SO in his ML starts...Went 4-for-8 against LHP.

Recalled from Pawtucket for his 1st ML stint on 4/15.

Made his ML debut on 4/17 vs. TOR, starting at 2B and breaking up the Jays' no-hit bid with a 2-out, 5th-inning single off Aaron Sanchez.

According to Elias, became the 1st Red Sox ever with a hit, run, walk, and stolen base in a ML debut.

Recorded his 1st multi-hit game on 5/25 vs. COL (2-for-2, 2 R), after entering as a pinch-runner.

Hit his 1st HR on 5/30 at BAL, a 3-run shot in the 8th inning off Mychal Givens.

Went 7-for-15 (.467) during a span of 4 starts from 6/27-7/3...Recorded his first 3-hit game on 6/27 at TB.

Recalled from Pawtucket for the 5th and final time on 8/25 when Andrew Benintendi was placed on the DL... Appeared in 11 games over the remainder of the season.

With Pawtucket, batted above .300 vs. both LHP (.328) and RHP (.301).

Made 22 starts at SS, 20 at 2B, 10 at 3B, and 1 in LF with Pawtucket.

Reached base via hit or BB in each of his first 18 minor league games through 5/7 (.366 AVG, 26-for-71).

Batted .286 (38-for-133) with 4 HR in 36 regular season games for Licy in the Dominican Winter League... Also appeared in 5 playoff games.

POSTSEASON: Appeared in Games 1 and 3 of the ALDS, both as a pinch-runner for David Ortiz.

2015: Named an Eastern League mid-season All-Star in his debut season in the BOS organization.

Combined with Double-A Portland (68 G) and Triple-A Pawtucket (46 G) to lead Red Sox minor leaguers in SLG (.454) and rank 2nd in AVG (.305, 141-for-463).

Played in 8 games with Portland before being placed on the DL from 4/19-5/7 (right intercostal strain).

Batted .353 (72-for-204) in his final 47 games with the Sea Dogs...Hit safely in 33 of his final 36 games with Portland beginning 6/5, including in each of his last 13.

Named Red Sox Minor League Defensive Player of the Month for June.

Named MVP of the Eastern League All-Star Game on 7/15 at Hadlock Field as the starting SS and leadoff hitter for the Eastern Division team...Scored the game's 1st run and added a 2-run HR in the 2nd inning.

Transferred to Pawtucket on 7/16 and spent the remainder of the season with the PawSox.

On 8/1 at Buffalo, hit a game-winning, 2-out, 3-run HR in the 9th inning, turning an 8-6 deficit into a 9-8 lead.

Also played in 42 games for Licy of the Dominican Winter League, batting .257 (37-for-144) with 2 HR.

Following the season, ranked by *Baseball America* as the Red Sox' No. 12 prospect overall.

Added to the Red Sox' 40-man roster on 11/20.

2014: Spent the entire season with CHC's High-A Daytona affiliate...Named a Florida State League mid-season All-Star.

Led the club in 3B (7) and SB (22) and ranked 2nd in runs (61) and hits (119)...Made all 122 of his starts at SS.

Following the season, played in 16 games for Licy of the Dominican Winter League.

Acquired by BOS from CHC on 12/15, completing the trade for LHP Felix Doubront from 7/30.

2013: Spent entire season with High-A Kane County (CHC)...Stole a team-high 21 bases.

Marco Hernandez, Continued

2012: Combined with CHC's Single-A Peoria and Short-A Boise to hit .258 (110-for-426).

👉 Had an 18-game hitting streak from 7/25-8/13 (.347, 26-for-75).

2011: Led the Rookie-level Arizona League Cubs in runs (39), 2B (tied, 16), and RBI (42)...Ranked 3rd in the AZL in hits (70).

👉 Hit .306 (11-for-36) in June, .347 (33-for-95) in July, and .329 (26-for-79) in August.

2010: Combined to hit .286 (73-for-255) in 69 games with the Cubs' Rookie-level Dominican Summer League teams in his pro debut...Named a DSL mid-season All-Star.

Personal

👉 Full name is Marco Antonio Hernandez.

👉 Signed by Jose Serra and Jose Estevez (Cubs).

In the Community

👉 Signed autographs and posed for pictures with fans at Red Sox Winter Weekend in January 2017.

👉 Attended Casino Night during spring training in 2017, helping to benefit the Red Sox Foundation.

Marco Hernandez's Career Record

| YEAR | CLUB | AVG | G | AB | R | H | 2B | 3B | HR | RBI | SH | SF | HB | BB | SO | SB | CS | E |
|----------------------------|-------------|-------------|------------|-------------|------------|------------|------------|-----------|-----------|------------|-----------|-----------|-----------|------------|------------|-----------|-----------|------------|
| 2010 | DSL Cubs2 | .272 | 23 | 92 | 10 | 25 | 8 | 0 | 0 | 7 | 0 | 0 | 0 | 6 | 6 | 6 | 5 | 9 |
| | DSL Cubs1 | .294 | 46 | 163 | 21 | 48 | 13 | 1 | 1 | 14 | 1 | 2 | 4 | 15 | 21 | 16 | 7 | 7 |
| 2011 | AZL Cubs | .333 | 51 | 210 | 39 | 70 | 16 | 5 | 2 | 42 | 1 | 5 | 1 | 16 | 29 | 9 | 7 | 10 |
| | Peoria | .210 | 43 | 157 | 18 | 33 | 2 | 3 | 2 | 12 | 2 | 3 | 0 | 9 | 40 | 2 | 1 | 10 |
| 2012 | Boise | .286 | 67 | 269 | 39 | 77 | 12 | 4 | 5 | 38 | 2 | 2 | 0 | 10 | 36 | 8 | 3 | 22 |
| | Kane County | .254 | 111 | 417 | 45 | 106 | 17 | 3 | 4 | 34 | 4 | 2 | 4 | 16 | 72 | 21 | 7 | 29 |
| 2013 | Daytona | .270 | 122 | 441 | 61 | 119 | 13 | 7 | 3 | 55 | 7 | 6 | 2 | 30 | 90 | 22 | 8 | 29 |
| 2014 | Portland | .326 | 68 | 282 | 30 | 92 | 21 | 4 | 5 | 31 | 2 | 0 | 1 | 9 | 49 | 4 | 2 | 19 |
| | Pawtucket | .271 | 46 | 181 | 27 | 49 | 9 | 2 | 4 | 22 | 0 | 1 | 0 | 8 | 39 | 1 | 0 | 8 |
| 2015 | Pawtucket | .309 | 57 | 223 | 26 | 69 | 7 | 4 | 5 | 29 | 1 | 1 | 0 | 12 | 51 | 4 | 2 | 2 |
| | BOSTON | .294 | 40 | 51 | 11 | 15 | 1 | 0 | 1 | 5 | 0 | 0 | 0 | 5 | 10 | 1 | 0 | 2 |
| 2016 | Pawtucket | - | 0 | 0 | 0 | 0 | 0 | 0 | 0 | 0 | 0 | 0 | 0 | 0 | 0 | 0 | 0 | 0 |
| | BOSTON | .276 | 21 | 58 | 7 | 16 | 3 | 0 | 0 | 2 | 0 | 0 | 1 | 1 | 15 | 0 | 1 | 6 |
| Major League Totals | | .284 | 61 | 109 | 18 | 31 | 4 | 0 | 1 | 7 | 0 | 0 | 1 | 6 | 25 | 1 | 1 | 8 |
| Minor League Totals | | .283 | 634 | 2435 | 316 | 688 | 118 | 33 | 31 | 284 | 20 | 22 | 12 | 131 | 433 | 93 | 42 | 145 |

2009 Signed by the Chicago Cubs as an international free agent, 7/17

2014 Acquired by the Boston Red Sox from the Chicago Cubs in exchange for LHP Felix Doubront, 12/15

2017 On disabled list with left shoulder subluxation, 5/4 through remainder of season

Division Series Record

| YEAR | CLUB | AVG. | G | AB | R | H | 2B | 3B | HR | RBI | SH | SF | HB | BB | SO | SB | CS | E |
|------|-------------|------|---|----|---|---|----|----|----|-----|----|----|----|----|----|----|----|---|
| 2016 | BOS vs. CLE | --- | 2 | 0 | 0 | 0 | 0 | 0 | 0 | 0 | 0 | 0 | 0 | 0 | 0 | 0 | 0 | 0 |

Additional Batting Statistics

| YEAR | CLUB | OBP | SLG | OPS | TB | GDP |
|----------------------------|--------|-------------|-------------|-------------|-----------|----------|
| 2016 | BOSTON | .357 | .373 | .730 | 19 | 0 |
| 2017 | BOSTON | .300 | .328 | .628 | 19 | 0 |
| Major League Totals | | .328 | .349 | .676 | 38 | 0 |

Career Fielding Record

| YEAR | CLUB | POS | PCT. | G | GS | PO | A | E | TC | DP |
|----------------------------|--------|-----------|-------------|-----------|-----------|-----------|-----------|----------|-----------|----------|
| 2016 | BOSTON | 2B | .955 | 14 | 3 | 9 | 12 | 1 | 22 | 4 |
| | | 3B | .938 | 10 | 6 | 5 | 10 | 1 | 16 | 4 |
| | | SS | 1.000 | 2 | 1 | 0 | 2 | 0 | 2 | 0 |
| 2017 | BOSTON | 2B | 1.000 | 6 | 4 | 5 | 12 | 0 | 17 | 0 |
| | | 3B | .800 | 9 | 9 | 4 | 16 | 5 | 25 | 1 |
| | | SS | .938 | 5 | 5 | 5 | 10 | 1 | 16 | 5 |
| Major League Totals | | 2B | .974 | 20 | 7 | 14 | 24 | 1 | 39 | 4 |
| | | 3B | .854 | 19 | 15 | 9 | 26 | 6 | 41 | 5 |
| | | SS | .944 | 7 | 6 | 5 | 12 | 1 | 18 | 5 |

Career Single-Game Highs

| | |
|-----------------------|----------------------------------|
| HITS | 3, 2 times, last 4/9/17 at DET |
| DOUBLES | 1, 4 times, last 5/1/17 vs. BAL |
| HOME RUNS | 1, 5/30/16 at BAL |
| RBI | 3, 5/30/16 at BAL |
| RUNS SCORED | 2, 2 times, last 4/14/17 vs. TB |
| WALKS | 1, 6 times, last 4/18/17 at TOR |
| STRIKEOUTS | 2, 4 times, last 4/26/17 vs. NYY |
| STOLEN BASES | 1, 4/17/16 vs. TOR |
| HITTING STREAK | 4, 2 times, last 4/28-5/1/17 |
| EJECTIONS | None |

77 ÓSCAR HERNÁNDEZ

CATCHER



Bats: Right • **Throws:** Right • **Height:** 6-1 • **Weight:** 228

Opening Day Age: 24 • **MLB Service:** 1 year, 22 days

Born: 7/9/1993 in Punto Fijo, Falcon, Venezuela

Resides: Punto Fijo, Falcon, Venezuela

Acquired: Signed as a minor league free agent on 1/2/2018

Contract Status: Signed through 2018

Non-Roster Invitee

Career Highlights

👉 Entering his 9th professional season, his 1st in the Red Sox organization.

👉 Has also played in the TB (2009-14) and ARI (2015-17) organizations.

👉 In 17 ML games (10 starts), all with ARI from 2015-16, has posted a 3.05 catcher's ERA (36 ER/106.1 IP).

👉 In his minor league career, has thrown out 145 of 356 attempted base stealers (40.7%).

👉 Entered 2017 ranked by *Baseball America* as the best defensive catcher in ARI's minor league system.

👉 Ranked by *Baseball America* as the Rays' No. 24 prospect after the 2013 season and as the Diamondbacks' No. 22 prospect following the 2015 campaign.

👉 Was the No. 1 overall selection in 2014 Rule 5 Draft (ARI).

👉 Named 2011 MVP of the Venezuelan Summer League.

2017: Appeared in 67 games for Jackson, his 1st full season at the Double-A level...Batted .197 (46-for-233) with 8 HR.

👉 Threw out 23 of 60 attempted base stealers (38.3%).

👉 During a 12-game stretch from 5/19-6/7, hit .304 (14-for-46) with 3 HR, 3 2B, and 10 runs scored.

2016: Appeared in 4 ML games with ARI, but split most of the season between High-A Visalia and Double-A Mobile.

👉 Recalled by ARI on 8/8 when Wellington Castillo was placed on the paternity leave list.

👉 His 1st ML action of the season came on 8/10 at NYM, when he caught all 12 innings of a 3-2 win and broke a 2-2 tie with a solo HR off Jerry Blevins in the 12th.

👉 Became only the 2nd D-backs player ever whose 1st ML homer gave ARI a lead in extra innings (also Lyle Overbay on 4/7/03 at LAD).

👉 Following the season, played in 19 games for Caracas in the Venezuelan Winter League.

2015: Made his ML debut with the Diamondbacks, appearing in 18 games (7 starts).

👉 Posted a 2.91 catcher's ERA for ARI (25 ER/77.1 IP).

👉 On the disabled list from the start of the season through 7/4 with a broken left hamate bone.

👉 Made his ML debut on 7/12 at NYM as a pinch runner.

👉 Recorded his 1st ML hit on 7/18 vs. SF, a double off Jake Peavy in the 5th inning.

👉 Caught all 9.0 innings of ARI's 3-0 win vs. MIL on 7/26.

👉 After the season, played for Salt River of the Arizona Fall League and was named to the Rising Stars team.

SEASON TO REMEMBER

Hernández was named MVP of the Venezuelan Summer League in 2011 after winning the Triple Crown and setting several league records:

👉 In 69 games, led the league in AVG (.402), HR (21), RBI (66), hits (96), runs (56), OBP (.503), SLG (.732), and XBH (36).

👉 Set league records in AVG, HR, and RBI.

👉 No other player in the VSL hit more than 9 HR or recorded higher than a .506 SLG.

2014: Played in 94 games with Single-A Bowling Green in his final season in the Rays system.

👉 Selected by ARI in the Rule 5 Draft on 12/11 (No. 1 overall pick).

2013: Spent most of his season with Short-A Hudson Valley...Named a New York-Penn League mid-season All-Star.

👉 Led Hudson Valley in RBI (33) and HR (tied, 6).

👉 Threw out 17 of 29 attempted base stealers (58.6%), the best rate among NYPL catchers.

👉 Also played in 3 games for Single-A Bowling Green.

👉 Placed on the disabled list with a sprained right knee on 8/28 and missed the remainder of the season.

2012: Spent entire season with Rookie-level Princeton of the Appalachian League.

2011: Named MVP of the Venezuelan Summer League and was named a league All-Star.

👉 Led the league in AVG (.402), HR (21), RBI (66), hits (96), runs (56), OBP (.503), SLG (.732), and XBH (36).

👉 Set league records in AVG, HR, and RBI.

2010: Made his professional debut with the Venezuelan Summer League Rays after signing as a non-drafted free agent on 8/14.

Personal

👉 Full name is Óscar Eduardo Hernández Rios.

👉 Signed by Ronnie Blanco (Rays).

Óscar Hernández, Continued

Óscar Hernández's Career Record

| YEAR | CLUB | AVG | G | AB | R | H | 2B | 3B | HR | RBI | SH | SF | HB | BB | SO | SB | CS | E |
|------|----------------------------|-------------|------------|-------------|------------|------------|-----------|----------|-----------|------------|----------|-----------|-----------|------------|------------|-----------|-----------|-----------|
| 2010 | VSL Rays | .223 | 34 | 103 | 17 | 23 | 6 | 0 | 4 | 14 | 0 | 1 | 4 | 11 | 19 | 0 | 0 | 4 |
| 2011 | VSL Rays | .402 | 69 | 239 | 56 | 96 | 14 | 1 | 21 | 66 | 0 | 3 | 15 | 37 | 44 | 3 | 5 | 8 |
| 2012 | Princeton | .231 | 49 | 160 | 25 | 37 | 9 | 1 | 5 | 24 | 0 | 4 | 8 | 23 | 31 | 0 | 1 | 5 |
| 2013 | Hudson Valley | .228 | 43 | 167 | 22 | 38 | 6 | 0 | 6 | 33 | 0 | 1 | 2 | 11 | 24 | 9 | 1 | 2 |
| | Bowling Green | .222 | 3 | 9 | 1 | 2 | 0 | 0 | 0 | 1 | 0 | 0 | 0 | 2 | 1 | 0 | 0 | 0 |
| 2014 | Bowling Green | .249 | 94 | 362 | 43 | 90 | 18 | 5 | 9 | 63 | 1 | 5 | 4 | 25 | 78 | 3 | 6 | 11 |
| 2015 | Kane County | .154 | 5 | 13 | 0 | 2 | 0 | 0 | 0 | 2 | 0 | 0 | 1 | 0 | 3 | 0 | 0 | 0 |
| | Reno | .240 | 8 | 25 | 2 | 6 | 3 | 0 | 0 | 1 | 1 | 0 | 0 | 1 | 5 | 0 | 0 | 1 |
| | ARIZONA | .161 | 18 | 31 | 4 | 5 | 1 | 0 | 0 | 1 | 1 | 0 | 1 | 3 | 15 | 0 | 0 | 0 |
| 2016 | Visalia | .295 | 34 | 112 | 15 | 33 | 10 | 0 | 3 | 15 | 1 | 0 | 2 | 18 | 26 | 1 | 0 | 5 |
| | Mobile | .194 | 42 | 144 | 12 | 28 | 6 | 0 | 7 | 18 | 0 | 0 | 1 | 5 | 27 | 3 | 0 | 6 |
| | ARIZONA | .182 | 4 | 11 | 1 | 2 | 0 | 0 | 1 | 1 | 0 | 0 | 0 | 0 | 0 | 0 | 0 | 0 |
| 2017 | Jackson | .197 | 67 | 233 | 23 | 46 | 11 | 0 | 8 | 21 | 2 | 1 | 2 | 17 | 58 | 0 | 0 | 8 |
| | Major League Totals | .167 | 22 | 42 | 5 | 7 | 1 | 0 | 1 | 2 | 1 | 0 | 1 | 3 | 15 | 0 | 0 | 0 |
| | Minor League Totals | .256 | 448 | 1567 | 216 | 401 | 83 | 7 | 63 | 258 | 5 | 15 | 39 | 150 | 316 | 19 | 13 | 50 |

2009 Signed by the Tampa Bay Rays as a non-drafted free agent, 8/14

2014 Selected by the Arizona Diamondbacks in the Rule 5 Draft, 12/11

2015 On disabled list with a broken left hamate bone, 3/27-7/4

2018 Signed by the Boston Red Sox as a minor league free agent, 1/2

Additional Batting Statistics

| YEAR | CLUB | OBP | SLG | OPS | TB | GDP |
|------|----------------------------|-------------|-------------|-------------|-----------|----------|
| 2015 | ARIZONA | .257 | .194 | .451 | 6 | 0 |
| 2016 | ARIZONA | .182 | .455 | .636 | 5 | 1 |
| | Major League Totals | .239 | .262 | .501 | 11 | 1 |

Career Fielding Record

| YEAR | CLUB | POS | PCT. | G | GS | PO | A | E | TC | DP | CCS | SB | CCS% | PB | PKO | INN | ERA |
|------|----------------------|----------|--------------|-----------|-----------|-----------|-----------|----------|------------|----------|----------|----------|-------------|----------|----------|--------------|-------------|
| 2015 | ARIZONA | C | 1.000 | 13 | 7 | 74 | 11 | 0 | 85 | 2 | 1 | 1 | 50.0 | 2 | 0 | 77.1 | 2.91 |
| 2016 | ARIZONA | C | 1.000 | 4 | 3 | 25 | 0 | 0 | 25 | 0 | 0 | 0 | - | 1 | 0 | 29.0 | 3.41 |
| | Career Totals | C | 1.000 | 17 | 10 | 99 | 11 | 0 | 110 | 2 | 1 | 1 | 50.0 | 3 | 0 | 106.1 | 3.05 |

Career Single-Game Highs


| | |
|-----------------------|----------------------------------|
| HITS | 1, 7/13/16 at BOS |
| DOUBLES | 1, 7/18/15 vs. SF |
| HOME RUNS | 1, 8/10/16 at NYM |
| RBI | 1, 2 times, last 8/10/16 at NYM |
| RUNS SCORED | 1, 5 times, last 8/10/16 at NYM |
| WALKS | 1, 3 times, last 8/11/15 at HOU |
| STRIKEOUTS | 3, 3 times, last 7/26/15 vs. MIL |
| STOLEN BASES | None |
| HITTING STREAK | 4, 9/14/15-8/13/16 |
| EJECTIONS | None |

PLAYERS BORN IN JAPAN WHO HAVE PLAYED FOR THE RED SOX

| PLAYER | POSITION | YEARS | BORN | BIRTHPLACE |
|-------------------|----------|--------------|--------------------|------------|
| Tomo Ohka | RHP | 1999-2001 | March 18, 1976 | Kyoto |
| Hideo Nomo | RHP | 2001 | August 31, 1968 | Osaka |
| Dave Roberts | OF | 2004 | May 31, 1972 | Okinawa |
| Daisuke Matsuzaka | RHP | 2007-12 | September 13, 1980 | Tokyo |
| Hideki Okajima | LHP | 2007-11 | December 25, 1975 | Kyoto |
| Takashi Saito | RHP | 2009 | February 14, 1970 | Miyagi |
| Junichi Tazawa | RHP | 2009, '11-16 | June 6, 1986 | Yokohama |
| Koji Uehara | RHP | 2013-16 | April 3, 1975 | Osaka |

12 BROCK HOLT

INF/OF



Bats: Left • **Throws:** Right • **Height:** 5-10 • **Weight:** 193

Opening Day Age: 29 • **MLB Service:** 4 years, 52 days

Born: 6/11/1988 in Fort Worth, TX

Resides: Stephenville, TX

Acquired: From Pittsburgh as part of a six-player deal on 12/26/2012

Contract Status: Signed through 2018

Career Highlights

🔴 Entering his 10th professional season, his 6th in the Red Sox organization.

🔴 Selected by PIT in the 9th round of the 2009 June Draft and made his ML debut with the Pirates in 2012.

🔴 Named an AL All-Star in 2015...Was the 1st player ever to be named an All-Star after appearing at 1B, 2B, 3B, SS, LF, CF, and RF prior to the Midsummer Classic.

🔴 Is 1 of 20 Red Sox to hit for the cycle (accomplished 21 times), doing so on 6/16/15 vs. ATL.

🔴 Named 2014 Red Sox Rookie of the Year by the Boston Baseball Writers.

🔴 Was the Red Sox' nominee for the 2015 and 2016 Roberto Clemente Awards, presented to the MLB player who best represents baseball through positive contributions on and off the field.

🔴 Won the 2015 Tim Wakefield Award, given to a Red Sox player/individual who best exemplifies the charitable spirit shown by the former pitcher.

🔴 Was named to his league's mid-season All-Star team in each of his first 4 minor league seasons: 2009 (New York-Penn), 2010 (Florida State), and 2011 & 2012 (Eastern)...Was a 2012 Eastern League postseason All-Star.

2017: Named to his 3rd consecutive Opening Day roster with the Red Sox, but missed 75 games while on the disabled list with vertigo.

🔴 Played in 64 games (37 starts), appearing at 2B (31 games, 17 starts), LF (10 games, 8 starts), 3B (9 games, 8 starts), 1B (2 games, 1 start), and RF (2 games, 1 start).

🔴 The Red Sox went 23-14 (.648) in his starts.

🔴 Went 3-for-9 with 2 2B in pinch-hit situations.

🔴 Walked once every 8.63 PA (164 PA/19 BB), the best rate of his career.

🔴 Walked in each of his first 4 games with a PA.

🔴 In a 7-5 win at DET on 4/9, tied the game at 4-4 in the 8th inning with a pinch-hit, bases-loaded walk, the first of its type by a Red Sox hitter since 5/13/14 (Jonny Gomes at MIN)...Was his 1st career bases-loaded BB.

🔴 Placed on the 10-day DL on 4/21 with vertigo.

🔴 In 14 rehab games between Triple-A Pawtucket (13 G) and Double-A Portland (1 G) from 4/28-5/21, went 10-for-46 (.217) with 2 HR and 5 BB.

🔴 Returned from his rehab on 5/23 (retro to 5/22) and transferred to the 60-day DL on 6/24.

🔴 Began a 2nd rehab assignment on 7/1 and went 8-for-36 (.222) with 1 HR, 6 RBI, and 3 BB between the PawSox (7 G) and Sea Dogs (3 G).

🔴 Activated from the 60-day DL on 7/16 and played in both games of the Sox' doubleheader vs. NYY that day.

HOLT'S CAREER STARTS BY POSITION

Holt made starts at 1B, 2B, 3B, SS, LF, RF, and CF in both 2014 and 2015...He is the only Red Sox ever to make at least 1 start at each of those 7 positions in a single season.

| Pos. | Starts | Pos. | Starts |
|------|--------|------|--------|
| 1B | 14 | LF | 78 |
| 2B | 91 | CF | 9 |
| 3B | 97 | RF | 51 |
| SS | 22 | DH | 3 |

🔴 Remained with the ML club for the rest of the season.

🔴 On 9/18 at BAL, came off the bench to record 2 hits, 2 R, and 2 RBI...His 2B was the 100th XBH of his career.

POSTSEASON: Made the Red Sox' ALDS roster for the 2nd straight season and appeared in 1 game...Pinch ran for Dustin Pedroia in Game 2 and played 1 inning at 2B.

2016: Named to his 2nd consecutive Opening Day roster...Hit a career-high 7 HR and appeared in 94 games at 5 defensive positions...Missed 37 games on the disabled list.

🔴 BOS went 46-30 in his starts...Made starts in LF (55) and RF (2) and at 3B (11), 2B (4), and SS (4).

🔴 Recorded career highs in OF assists (6) and OF double plays (2), all of which came at Fenway Park.

🔴 Hit 7 HR in only 94 games, after hitting 6 HR in his first 4 ML seasons from 2012-15 (285 games).

🔴 For the 2nd consecutive year, selected as the Red Sox' nominee for the Roberto Clemente Award.

🔴 Reached base via hit or BB in each of his first 16 games of the season (through 4/26)...Had reached in a career-best 20 consecutive games dating back to 9/29/15.

🔴 Started each of the Sox' first 3 games of the season in LF, going 6-for-12 with 2 HR, 7 RBI, and 3 R...Homered in back-to-back games (4/6 at CLE and 4/8 at TOR) for the 1st time in his career.

🔴 Hit his 1st career grand slam off Jesse Chavez and set a career high with 5 RBI on 4/8 at TOR, leading the Sox to an 8-7 comeback win after they trailed, 7-2.

🔴 Placed on the 7-day concussion DL on 5/20 (retro to 5/19)...Transferred to 15-day DL on 6/2.

🔴 Played in 8 rehab games with Triple-A Pawtucket... Activated from the DL on 7/1.

🔴 Drove in the winning run in the Sox' 3-2, 11-inning win at SEA on 8/4, singling home Travis Shaw.

🔴 Hit his 1st career pinch-hit HR on 9/7 at SD (off Leonel Campos), a solo shot in the 9th inning.

Brock Holt, Continued

POSTSEASON: Started each of the Red Sox' 3 ALDS games at 3B...Led the club with 4 hits in the series.

👉 Went 3-for-4 with a HR and a double in Game 1, becoming the 5th Red Sox ever with 3+ hits in a postseason debut...Also became the 3rd player in franchise history with 7+ total bases in his 1st career postseason game.

2015: Represented the Red Sox at the All-Star Game in CIN, his 1st career selection...Was selected as an INF by AL manager Ned Yost.

👉 Honored as winner of the 2015 Tim Wakefield Award, given by the Boston Baseball Writers to a Red Sox player or individual who best exemplifies the charitable spirit shown by the former pitcher.

👉 Started at 2B (49), 3B (24), RF (20), LF (8), SS (7), 1B (5), and CF (2)...Became the 1st Red Sox to appear at all 7 of those defensive positions in back-to-back seasons...Also started 1 game as the DH (10/3 at CLE).

👉 Led MLB with a .423 AVG with RISP after the All-Star break (22-for-52).

👉 Hit .312 with a .394 OBP vs. LHP (34-for-109, 15 BB), both the highest marks among AL left-handed batters.

👉 Posted a .419 OBP as a 3B, the highest mark in the majors at the position (min. 100 PA)...His .330 AVG (30-for-91) as a 3B led the AL and ranked 3rd in MLB.

👉 Hit a game-winning, 2-out, 3-run HR in the 8th inning of the Sox' win at BAL on 4/24.

👉 Hit for the cycle on 6/16 vs. ATL (see box below).

👉 Started at 1B on 6/24 vs. BAL, but moved to LF in the 6th inning and to 2B in the 7th...Played 3 positions in a single game for the 1st time in his career and became the 1st major leaguer to appear at 1B, 2B, and LF in the same game since Lou Merloni on 7/20/04 with CLE.

👉 In the All-Star Game on 7/14 in CIN, entered as a pinch-runner in the 7th inning and went on to play LF...Replaced Mike Trout at 1B, stole 2B, and scored on a Manny Machado double.

👉 Became only the 3rd player in All-Star Game history to enter as a pinch-runner, steal a base, and score a run, all in the same inning (also George Hendrick in 1975 and Maury Wills in 1962).

👉 Was the 1st player ever to be named an All-Star after appearing at 1B, 2B, 3B, SS, LF, CF, and RF prior to the All-Star break...The only others ever to play at 7 or more positions at any point during an All-Star season are Cookie Rojas (1965) and Ben Zobrist (2009).

2014: Earned Red Sox Rookie of the Year honors from the Boston Baseball Writers...Led the Sox (min. 250 PA) with a .281 AVG in 106 games...Also paced the team in steals (12) and triples (5).

👉 Started at 7 defensive positions: 3B (39 G, 37 GS), RF (35 G, 28 GS), SS (12 G, 11 GS), 2B (11 G, 7 GS), CF (10 G, 7 GS), 1B (8 G, 8 GS), and LF (8 G, 7 GS).

👉 Before the season, had never played professionally at any position other than 2B, 3B, and SS.

👉 Was the 1st Red Sox ever to start at 1B, 2B, 3B, SS, LF, RF, and CF in a season, and the only major leaguer to do so in 2014...Was the 1st ML rookie to do that since Possum Whitted for the 1913 Cardinals (source: Elias).

👉 Took over as leadoff hitter on 5/23 and batted 1st in 93 of Boston's next 94 games.

👉 Placed among AL rookie leaders in AVG (3rd), runs (3rd, 68), multi-hit games (3rd, 36), SB (3rd), hits (5th, 126), total bases (5th, 171), 2B (5th, 23), and 3B (T-4th).

👉 Began the season with Triple-A Pawtucket, hitting .315 (34-for-108) in 27 games...Recalled for 1 game on 4/6 (Will Middlebrooks on the DL) but did not play.

👉 Recalled on 4/18 and started all 7 games at 3B during his 2nd ML stint of the season...Opted to Triple-A when Middlebrooks returned from the DL on 4/25.

👉 Recalled on 5/17 and played in 99 of the Red Sox' next 100 games through 9/5 (98 starts).

👉 Installed as leadoff hitter on 5/23...From that point through 7/23, led MLB with 77 hits in 54 games.

👉 Hit 1st career HR on 5/31 vs. TB off Jake Odorizzi in the 3rd inning.

👉 Went 4-for-4, 4 2B, BB from the leadoff spot on 6/1 vs. TB, his 1st pro start and appearance at 1B.

👉 His 4 2B tied the MLB single-game record for the 1st time since BOS' Victor Martinez on 6/1/10 vs. OAK...Was the 6th Red Sox ever with a 4-2B game.

👉 According to Elias, became the 2nd major leaguer since 1900 to go 4-for-4 or better with 4 2B from the leadoff spot (also PHI's Denny Sothern on 6/6/30 vs. CIN, 5-for-5, 4 2B).

👉 Hit a walk-off single with 1 out in the 9th inning on 7/9 vs. CWS, his 1st career game-ending RBI.

👉 Set a career high in hits by going 5-for-6 on 7/13 at HOU...Hit his 1st career leadoff HR off Brad Peacock.

👉 Was leading club qualifiers with a .327 AVG (84-for-257) at the All-Star break (7th in AL).

👉 Had a career-high 12-game hit streak from 8/6-18 (.302, 16-for-53), the longest by a Red Sox all year.

👉 Was held out of Boston's last 21 games of the season beginning 9/6 due to concussion symptoms.

2013: Spent most of the season with Triple-A Pawtucket in his 1st year in the Red Sox organization...Also appeared in 26 games in 3 ML stints with BOS, with all 17 of his starts coming at 3B.

👉 For Pawtucket, split 83 games between 2B (44 G), SS (32 G), and his 1st pro experience at 3B (7 G).

👉 Led Pawtucket with 5 RBI in the International League playoffs...Delivered a game-winning, 2-run, 8th-inning single in Game 1 of the Governors' Cup Finals on 9/10 at Durham.

HOLT HITS FOR THE CYCLE

Brock Holt hit for the cycle on 6/16/15 vs. ATL...Doubled in the 1st inning, singled in the 5th, homered in the 7th, and tripled in the 8th...Was the 20th Red Sox with a cycle (21st time), 1st since John Valentin on 6/6/96 vs. CWS...Was the 7th player and 1st Red Sox to hit an Interleague cycle...Joined Hall of Famer Bobby Doerr (1944, 1947) as the only Red Sox ever to hit for the cycle as a 2B...Also joined Leon Culberson (1943) as the only Sox leadoff hitters ever to hit for the cycle (source: Elias)...Became the 1st Red Sox to complete a cycle with a triple since Fred Lynn on 5/13/80 vs. MIN.

2012: Made ML debut with 24 games for PIT in September/October...Also hit .344 (164-for-477) between Double-A and Triple-A, the 3rd-highest AVG among all minor leaguers (min. 450 AB).

- Spent majority of season with Double-A Altoona and led Eastern League qualifiers with a .322 AVG (123-for-382)...Named an EL mid-season All-Star as a 2B and a postseason All-Star as a utility player.
- Reached safely via hit, BB, or HBP in 25 straight games with Altoona from 5/29-6/26.
- Promoted to Indianapolis on 8/7 and led the International League with a .432 AVG (41-for-95) in 24 games.
- Hit .292 (19-for-65) in 24 games for the Pirates in his 1st ML experience after 9/1 selection to PIT.
- Made ML debut as a pinch-hitter on 9/1 at MIL... Walked and scored in the 8th inning.
- Made 1st career start on 9/2 at MIL and went 2-for-5 with an RBI as the leadoff hitter...His 1st hit was a 4th-inning single off Yovani Gallardo.

- Collected 4 hits in a 6-2 win on 9/4 vs. HOU, his 4th game with the Bucs...Became the fastest Pirate to tally a 4-hit game since Jack Merson on 9/15/1951.
- Acquired by BOS with RHP Joel Hanrahan in exchange for RHP Mark Melancon, RHP Stolmy Pimentel, INF Iván De Jesús Jr., and 1B/OJ Jerry Sands on 12/26.

2011: Named a mid-season Eastern League All-Star in his 1st Double-A season...Spent the entire year with PIT's Altoona affiliate.

- Named MVP of the Eastern League All-Star Game on 7/13 in New Hampshire...Started at 2B and put the EL West All-Stars ahead with a 2-run HR in the 2nd inning.
- Following the season, played 8 games for Mesa of the Arizona Fall League.

2010: Tabbed a Florida State League mid-season All-Star...Had season cut short due to injury.

- Appeared in 47 games for High-A Bradenton before tearing the MCL in his left leg on 6/5...Missed the remainder of the season.

2009: Made pro debut with 66 games for Short-A State College and was named a New York-Penn League All-Star.

Personal

- Full name is Brock Wyatt Holt.
- Signed by Trevor Haley (Pirates).
- He and his wife, Lakyn, had their 1st child (Griffin) in December 2016.
- Hit .348 with 12 HR and 43 RBI in 59 games as a junior at Rice University in 2009...Led team with 67 R, 250 AB, and 11 SB (tied)...Named to All-NCAA Regional Team and All-Silver Glove Trophy Series Team.
- Played as a freshman and sophomore at Navarro College in Texas, where he was a 2-time First-Team All-Texas Eastern Athletic Conference SS.
- Graduated from Stephenville (TX) High School in 2006.

In the Community

- Has served as Jimmy Fund Co-Captain in each of the last 3 years...Has made several visits to the Jimmy Fund, in addition to meeting with its patients during visits to Fort Myers and Fenway Park.
- Is also a regular participant in the annual WEEI/NESN Jimmy Fund Radio-Telethon.
- Has participated in each of the Red Sox' 4 Winter Weekend events, signing autographs, posing for pictures with fans, and taking part in panel discussions.
- Was named the BoSox "Man of the Year" and was the Red Sox nominee for the prestigious Roberto Clemente Award in 2015 and 2016.
- As part of the Gift of Sox event in December 2017, made a surprise visit to Suffolk and Northeastern Universities and St. Patrick's School in Roxbury, MA.
- Over the past 5 seasons, has attended multiple events benefitting the Red Sox Foundation.
- Has interacted with fans as part of the Red Sox Destinations VIP experience.
- Has been involved in several children's events, including Red Sox Kids Camp, the Rally Against Cancer Program, various clinics, and speaking with Red Sox Kid Nation members.
- Participated in local community outreach in conjunction with the 2013 Red Sox Rookie Development Program.

Brock Holt

Brock Holt's Career Record

| YEAR | CLUB | AVG | G | AB | R | H | 2B | 3B | HR | RBI | SH | SF | HB | BB | SO | SB | CS | E |
|----------------------------|---------------|-------------|------------|-------------|------------|------------|------------|-----------|-----------|------------|-----------|-----------|-----------|------------|------------|-----------|-----------|-----------|
| 2009 | State College | .299 | 66 | 254 | 45 | 76 | 14 | 3 | 6 | 33 | 0 | 4 | 1 | 26 | 31 | 9 | 0 | 9 |
| 2010 | Bradenton | .347 | 47 | 194 | 31 | 68 | 12 | 1 | 1 | 27 | 2 | 2 | 2 | 19 | 30 | 6 | 6 | 14 |
| 2011 | Altoona | .288 | 132 | 511 | 62 | 147 | 30 | 9 | 1 | 40 | 6 | 5 | 7 | 50 | 85 | 18 | 10 | 14 |
| 2012 | Altoona | .322 | 102 | 382 | 52 | 123 | 24 | 6 | 2 | 43 | 3 | 4 | 40 | 51 | 11 | 11 | 23 | |
| | PITTSBURGH | .292 | 24 | 65 | 6 | 19 | 2 | 1 | 0 | 3 | 2 | 1 | 0 | 4 | 14 | 0 | 0 | 4 |
| | Indianapolis | .432 | 24 | 95 | 13 | 41 | 7 | 0 | 1 | 7 | 1 | 1 | 0 | 9 | 9 | 5 | 2 | 4 |
| 2013 | BOSTON | .203 | 26 | 59 | 9 | 12 | 2 | 0 | 0 | 11 | 3 | 3 | 0 | 7 | 4 | 1 | 0 | 2 |
| | Pawtucket | .258 | 83 | 291 | 35 | 75 | 6 | 0 | 3 | 24 | 2 | 4 | 2 | 30 | 54 | 8 | 3 | 6 |
| 2014 | Pawtucket | .315 | 27 | 108 | 21 | 34 | 8 | 2 | 1 | 7 | 0 | 1 | 4 | 8 | 12 | 7 | 1 | 3 |
| | BOSTON | .281 | 106 | 449 | 68 | 126 | 23 | 5 | 4 | 29 | 5 | 3 | 2 | 33 | 98 | 12 | 2 | 7 |
| 2015 | BOSTON | .280 | 129 | 454 | 56 | 127 | 27 | 6 | 2 | 45 | 4 | 2 | 3 | 46 | 97 | 8 | 1 | 9 |
| 2016 | BOSTON | .255 | 94 | 290 | 45 | 74 | 16 | 0 | 7 | 34 | 1 | 3 | 3 | 27 | 58 | 4 | 3 | 4 |
| | Pawtucket | .320 | 8 | 25 | 2 | 8 | 2 | 0 | 0 | 2 | 0 | 0 | 0 | 5 | 0 | 0 | 0 | 0 |
| 2017 | BOSTON | .200 | 64 | 140 | 20 | 28 | 6 | 0 | 0 | 7 | 0 | 2 | 3 | 19 | 34 | 2 | 1 | 4 |
| | Pawtucket | .214 | 20 | 70 | 9 | 15 | 1 | 0 | 3 | 9 | 0 | 0 | 1 | 6 | 14 | 0 | 0 | 1 |
| | Portland | .250 | 4 | 12 | 2 | 3 | 0 | 0 | 0 | 1 | 0 | 0 | 0 | 2 | 1 | 0 | 0 | 0 |
| Major League Totals | | .265 | 443 | 1457 | 204 | 386 | 76 | 12 | 13 | 129 | 15 | 14 | 11 | 136 | 305 | 27 | 7 | 30 |
| Minor League Totals | | .304 | 513 | 1942 | 272 | 590 | 104 | 21 | 18 | 193 | 13 | 20 | 21 | 195 | 292 | 64 | 33 | 74 |
| Red Sox Totals | | .264 | 419 | 1392 | 198 | 367 | 74 | 11 | 13 | 126 | 13 | 13 | 11 | 132 | 291 | 27 | 7 | 26 |

Brock Holt, Continued

2009 Signed by the Pittsburgh Pirates as a 9th-round selection in the June Draft
 2012 Acquired by the Boston Red Sox with RHP Joel Hanrahan in exchange for RHP Mark Melancon, RHP Stolmy Pimentel, INF Iván De Jesús Jr., and 1B/OF Jerry Sands, 12/26
 2016 On disabled list with a mild concussion, 5/19-6/30
 2017 On disabled list with vertigo, 4/21-7/16

Additional Batting Statistics

| YEAR | CLUB | OBP | SLG | OPS | TB | GDP |
|----------------------------|------------|-------------|-------------|-------------|------------|-----------|
| 2012 | PITTSBURGH | .329 | .354 | .683 | 23 | 1 |
| 2013 | BOSTON | .275 | .237 | .512 | 14 | 0 |
| 2014 | BOSTON | .331 | .381 | .712 | 171 | 7 |
| 2015 | BOSTON | .349 | .379 | .727 | 172 | 7 |
| 2016 | BOSTON | .322 | .382 | .705 | 111 | 5 |
| 2017 | BOSTON | .305 | .243 | .548 | 34 | 3 |
| Major League Totals | | .329 | .360 | .690 | 525 | 23 |

Division Series Record

| YEAR | CLUB | AVG. | G | AB | R | H | 2B | 3B | HR | RBI | SH | SF | HB | BB | SO | SB | CS | E |
|-------------------------------|-------------|-------------|----------|-----------|----------|----------|----------|----------|----------|----------|----------|----------|----------|----------|----------|----------|----------|----------|
| 2016 | BOS vs. CLE | .400 | 3 | 10 | 1 | 4 | 1 | 0 | 1 | 1 | 0 | 0 | 0 | 0 | 2 | 0 | 0 | 0 |
| 2017 | BOS vs. HOU | - | 1 | 0 | 0 | 0 | 0 | 0 | 0 | 0 | 0 | 0 | 0 | 0 | 0 | 0 | 0 | 0 |
| Division Series Totals | | .400 | 4 | 10 | 1 | 4 | 1 | 0 | 1 | 1 | 0 | 0 | 0 | 0 | 2 | 0 | 0 | 0 |

Career Fielding Record

| YEAR | CLUB | POS | PCT. | G | GS | PO | A | E | TC | DP |
|-----------|-------------|----------------------|------------|-------------|------------|-----------|------------|-----------|----------|------------|
| 2012 | PITTSBURGH | 2B | .938 | 14 | 14 | 22 | 38 | 4 | 64 | 3 |
| 2013 | BOSTON | 2B | 1.000 | 5 | 0 | 2 | 2 | 0 | 4 | 0 |
| | | 3B | .951 | 20 | 17 | 14 | 25 | 2 | 41 | 4 |
| | | 1B | .986 | 8 | 8 | 62 | 9 | 1 | 72 | 15 |
| 2014 | BOSTON | 2B | 1.000 | 11 | 7 | 12 | 23 | 0 | 35 | 4 |
| | | 3B | .945 | 39 | 37 | 30 | 73 | 6 | 109 | 5 |
| | | SS | 1.000 | 12 | 11 | 14 | 41 | 0 | 55 | 6 |
| | | OF | 1.000 | 44 | 42 | 80 | 1 | 0 | 81 | 0 |
| | | 1B | 1.000 | 8 | 5 | 46 | 3 | 0 | 49 | 6 |
| 2015 | BOSTON | 2B | .981 | 58 | 49 | 67 | 137 | 4 | 208 | 32 |
| | | 3B | .955 | 33 | 24 | 16 | 47 | 3 | 66 | 2 |
| | | SS | .950 | 11 | 7 | 11 | 27 | 2 | 40 | 7 |
| | | OF | 1.000 | 35 | 30 | 67 | 1 | 0 | 68 | 0 |
| | | 2B | 1.000 | 8 | 4 | 10 | 11 | 0 | 21 | 1 |
| 2016 | BOSTON | 3B | .951 | 17 | 11 | 10 | 29 | 2 | 41 | 3 |
| | | SS | 1.000 | 7 | 4 | 6 | 12 | 0 | 18 | 1 |
| | | OF | .983 | 68 | 57 | 107 | 6 | 2 | 115 | 2 |
| | | 1B | .900 | 2 | 1 | 9 | 0 | 1 | 10 | 0 |
| 2017 | BOSTON | 2B | .978 | 31 | 17 | 40 | 51 | 2 | 93 | 9 |
| | | 3B | .944 | 9 | 8 | 5 | 12 | 1 | 18 | 4 |
| | | OF | 1.000 | 11 | 9 | 16 | 2 | 0 | 18 | 0 |
| | | Career Totals | 1B | .985 | 18 | 14 | 117 | 12 | 2 | 131 |
| 2B | .976 | 127 | 91 | 153 | 262 | 10 | 425 | 49 | | |
| 3B | .949 | 118 | 97 | 75 | 186 | 14 | 275 | 18 | | |
| SS | .982 | 30 | 22 | 31 | 80 | 2 | 113 | 14 | | |
| OF | .993 | 158 | 138 | 270 | 10 | 2 | 282 | 2 | | |

Career Single-Game Highs

HITS 5, 7/13/14 at HOU
DOUBLES 4, 6/1/14 vs. TB
HOME RUNS 1, 13 times, last 9/7/16 at SD
RBI 5, 4/8/16 at TOR
RUNS SCORED 3, 4 times, last 8/13/16 vs. ARI
WALKS 3, 2 times, last 9/11/16 at TOR
STRIKEOUTS 4, 8/9/14 at LAA
STOLEN BASES 2, 8/25/14 at TOR
HITTING STREAK 12, 8/6-18/14
EJECTIONS 5/15/16 vs. HOU (HP, Joe West)

Home Run Notes

MULTI-HOME RUN GAMES (0)
LEADOFF HOME RUNS (1)
 7/13/14 at HOU off Brad Peacock
GRAND SLAMS (1)
 4/8/16 at TOR off Jesse Chavez
PINCH-HIT HOME RUNS (1)
 9/7/16 at SD off Leonel Campos
EXTRA-INNING HOME RUNS (0)
GAME-ENDING HOME RUNS (0)
INSIDE-THE-PARK HOME RUNS (0)

66 WILLIAMS JEREZ

LHP



Bats: Left • **Throws:** Left • **Height:** 6-4 • **Weight:** 209

Opening Day Age: 25 • **MLB Service:** None

Born: 5/16/1992 in Santiago, DR

Resides: Santiago, DR

Acquired: Released in the 2nd round of the 2011 June Draft

Contract Status: Signed through 2018

Career Highlights

- Entering the 8th season of his professional career—all in the Red Sox organization—and 3rd in Major League Spring Training camp.
- Is ranked by *Baseball America* as the No. 27 prospect in the Red Sox organization.
- Was drafted as an outfielder, but converted to a pitcher prior to the 2014 season...Has pitched only in relief.
- Named 2015 Red Sox Minor League Pitcher of the Year.
- Tabbed an Eastern League mid-season All-Star in 2016 and 2017.
- Participated in the Red Sox Rookie Development Program in January 2018.

2017: Split the season between Double-A Portland and Triple-A Pawtucket...Named an Eastern League mid-season All-Star.

- Combined to go 2-2 with 4 saves, a 3.27 ERA (23 ER/63.1 IP), 57 SO, and 23 BB in 38 appearances.
- Limited opposing LHH to 0 HR and a .182/.264/.221 line (14-for-77, 2B, 3B, 8 BB, 23 SO).
- Tossed 2.0+ innings in 17 of his outings.
- Began the season in Portland and posted a 0.78 ERA (2 ER/23.0 IP) in his final 14 outings with the Sea Dogs.
- Promoted to Pawtucket on 8/1...Went 0-2 with a 3.75 ERA (5 ER/12.0 IP) in 9 appearances for the club.
- Following the season, posted a 3.18 ERA and a .167 opponent AVG in 10 appearances with Estrellas in the Dominican Winter League (5.2 IP, 3 H, 2 ER, 3 BB, 7 SO).

2016: Spent the season with Double-A Portland... Named an Eastern League mid-season All-Star.

- Led the Sea Dogs with 40 appearances.
- Following the season, was designated for assignment on 12/8 and outrighted to Triple-A Pawtucket on 12/16.

2015: Named Red Sox Minor League Pitcher of the Year in only his 2nd season as a pitcher.

- Combined with Single-A Greenville (14 G), High-A Salem (5 G), and Double-A Portland (22 G) to post a 2.54 ERA (25 ER/88.2 IP) in 41 appearances, all in relief.

- Began the season with Greenville and posted a 0.75 ERA (2 ER/24.0 IP) in his final 8 outings with the Drive.
- Transferred to Salem on 6/4...Allowed 1 ER in 12.1 IP (0.73 ERA) before being transferred to Portland on 6/24.
- Named Red Sox Minor League Relief Pitcher of the Month for June, combining with the 3 clubs to post a 0.96 ERA in 8 appearances (18.2 IP, 2 ER, 19 SO).
- Gave up 5 ER in 0.1 IP on 8/9 at Akron, but had a 2.45 ERA (10 ER/36.2 IP) in his other 21 games with Portland.

2014: Converted to a pitcher after spending his first 3 professional seasons in the OF.

- Combined with the Rookie-level Gulf Coast League Red Sox and Short-A Lowell to go 4-2 with 1 save and a 2.88 ERA (11 ER/34.1 IP) in 14 appearances, all in relief.
- Averaged 10.5 SO/9.0 IP...Did not allow a HR all season.

2011-13: Began his professional career as an OF, hitting .221 (73-for-331) in 93 games with the Rookie-level Gulf Coast League Red Sox (2011) and Short-A Lowell (2012-13).

Personal

- Full Name is Williams Alexander Jerez...Last name is pronounced "her-EHZ."
- Has a daughter, Brittany (born October 2015).
- Signed by Ray Fagnant (Red Sox).

Attended Grand Street Campus (NY) High School... Led New York City's Public School Athletic League with a .692 AVG, 36 hits, .758 OBP, and 1.385 SLG in 2011.

In the Community

- Signed autographs and posed for pictures with fans at Red Sox Winter Weekend in January 2017.
- As part of the Red Sox Rookie Development Program in January 2018, helped paint murals at the Dimock Center in Roxbury, MA, and visited patients at Boston Children's Hospital.

Williams Jerez's Career Pitching Record

| YEAR | CLUB | W-L | ERA | G | GS | CG | SHO | SV | IP | H | R | ER | HR | HB | BB | SO | WP | BK |
|----------------------------|-------------|--------------|-------------|------------|----------|----------|----------|----------|--------------|------------|------------|-----------|-----------|-----------|-----------|------------|-----------|----------|
| 2014 | GCL Red Sox | 3-1 | 2.22 | 9 | 0 | 0 | 0 | 1 | 24.1 | 20 | 8 | 6 | 0 | 2 | 5 | 27 | 2 | 2 |
| | Lowell | 1-1 | 4.50 | 5 | 0 | 0 | 0 | 0 | 10.0 | 13 | 6 | 5 | 0 | 2 | 6 | 13 | 2 | 0 |
| 2015 | Greenville | 3-1 | 2.06 | 14 | 0 | 0 | 0 | 3 | 39.1 | 43 | 16 | 9 | 3 | 1 | 10 | 43 | 3 | 0 |
| | Salem | 1-0 | 0.73 | 5 | 0 | 0 | 0 | 0 | 12.1 | 11 | 2 | 1 | 0 | 1 | 4 | 12 | 0 | 0 |
| 2016 | Portland | 1-2 | 3.65 | 22 | 0 | 0 | 0 | 1 | 37.0 | 34 | 15 | 15 | 2 | 0 | 17 | 31 | 2 | 0 |
| | Portland | 1-6 | 4.71 | 40 | 0 | 0 | 0 | 0 | 65.0 | 70 | 35 | 34 | 6 | 2 | 30 | 65 | 6 | 0 |
| 2017 | Portland | 2-0 | 3.16 | 29 | 0 | 0 | 0 | 4 | 51.1 | 50 | 21 | 18 | 3 | 1 | 17 | 47 | 2 | 1 |
| | Pawtucket | 0-2 | 3.75 | 9 | 0 | 0 | 0 | 0 | 12.0 | 9 | 7 | 5 | 3 | 1 | 6 | 10 | 0 | 0 |
| Minor League Totals | | 12-13 | 3.33 | 133 | 0 | 0 | 0 | 9 | 251.1 | 250 | 110 | 93 | 17 | 10 | 95 | 248 | 17 | 3 |

2011 Signed by the Boston Red Sox as a 2nd-round selection in the June Draft

61 BRIAN JOHNSON

LHP



Bats: Left • **Throws:** Left • **Height:** 6-3 • **Weight:** 249
Opening Day Age: 27 • **MLB Service:** 43 days
Born: 12/7/1990 in Lakeland, FL
Resides: Cocoa Beach, FL
Acquired: Selected in the supplemental round (31st overall) of the 2012 June Draft
Contract Status: Signed through 2018

Career Highlights

- Entering his 7th professional season, all in the Red Sox organization.
- Was the Red Sox' compensation draft pick for the loss of free agent Jonathan Papelbon.
- Enters the 2018 season ranked by *Baseball America* as the Red Sox' No. 23 prospect.
- Made his ML debut with the Red Sox in 2015.
- BOS won each of his 5 ML starts in 2017.
- Threw the Red Sox' lone shutout of the 2017 season on 5/27 vs. SEA...According to Elias, became the 1st Red Sox rookie ever to throw a shutout with 0 BB, 5 or fewer hits, and 8 or more strikeouts.
- Earned the organization's 2017 Lou Gorman Award, given annually to a Red Sox minor league player who has demonstrated dedication and perseverance in overcoming obstacles while working his way to the major league team.
- Has a 3.18 ERA (93 ER/263.1 IP) in 50 Triple-A starts.
- Named 2014 Red Sox Minor League Pitcher of the Year.
- Ranked by *Baseball America* as having the best control and best curveball in the Red Sox' system following the 2014 and 2015 seasons.
- Had his 1st professional season cut short after being hit in the face with a line drive while on the mound for Short-A Lowell on 8/18/12 at Fenway Park.
- Missed part of the 2016 season to seek treatment for anxiety.
- 2017: Went 2-0 with a 4.33 ERA (13 ER/27.0 IP) in 5 ML starts—all Red Sox wins—over 4 stints with BOS...Spent most of his season with Triple-A Pawtucket.**
- Earned the organization's Lou Gorman Award, given annually to a Red Sox minor leaguer who has demonstrated dedication and perseverance in overcoming obstacles while working his way to the major league team.
- Threw the Sox' lone shutout of the season on 5/27 vs. SEA...Was 1 of 27 shutouts in the majors in 2017, and 1 of only 2 by rookies (also SF's Ty Blach on 6/2 at PHI).
- Began the season with the PawSox and made 2 starts before being recalled by BOS on 4/18...Started that day at TOR and earned his 1st ML victory (5.0 IP, 7 H, 4 ER, 3 BB, 6 SO)...Optioned to Pawtucket the following day.
- Allowed 3 ER or fewer in each of his first 16 starts with Pawtucket.
- Recalled by BOS for a 2nd time on 5/27 and tossed a shutout that day vs. SEA at Fenway Park, only his 3rd career ML appearance (9.0 IP, 5 H, 0 BB, 8 SO)...Optioned to Pawtucket after the game.
- Became the 1st Red Sox pitcher to throw a shutout of 9.0+ innings in a Fenway Park debut since Pedro Martinez on 4/11/98 vs. SEA.
- According to Elias, became the 1st Red Sox rookie ever to throw a shutout with 0 BB, 5 or fewer hits, and 8 or more strikeouts.
- Recalled a 3rd time on 6/9 and made 2 starts (6/9 vs. DET and 6/14 at PHI) before being placed on the 10-day DL on 6/15 with a left shoulder impingement.
- Made 1 rehab appearance with Short-A Lowell on 6/30 and 1 with the PawSox on 7/5...Activated from the DL and optioned to Pawtucket on 7/6.
- Threw 7.0 shutout innings on 7/13 at Syracuse.
- Recalled by BOS on 7/18 and recorded a quality start that day vs. TOR (W 5-4), his 5th and final ML appearance of the season (6.0 IP, 8 H, 3 ER, 3 BB, 4 SO)...Optioned to Pawtucket after the game.
- On the minor league DL from 7/27-8/4 with left shoulder inflammation.
- 2016: Made 15 starts with Triple-A Pawtucket, going 5-6 with a 4.09 ERA (35 ER/77.0 IP).**
- Placed on Pawtucket's temporary inactive list on 5/21 to seek treatment for anxiety.
- Did not return to pitching until starting twice for the Rookie-level Gulf Coast League Red Sox on 7/4 & 7/9.
- Made his next 2 starts with Short-A Lowell, holding opponents scoreless over 11.0 IP and striking out 11.
- Returned to Pawtucket to make 8 starts from 7/24-9/1, going 3-3 with a 3.68 ERA (18 ER/44.0 IP).
- Allowed just 6 ER over 5 starts from 7/29-8/22, going 3-1 with a 1.76 ERA (6 ER/30.2 IP) and 20 SO.
- 2015: Made ML debut with 1 start for the Red Sox on 7/21 at HOU...Spent the majority of the season with Triple-A Pawtucket, but did not pitch after 8/2 due to left elbow tightness.**
- Named to the International League Mid-Season All-Star Team...Led the PawSox with 9 wins, a 2.53 ERA (27 ER/96.0 IP), a 1.10 WHIP, and 8.4 SO/9.0 IP (min. 55.0 IP).
- Was Pawtucket's Opening Day starter on 4/9 at Lehigh Valley (W, 5.0 IP, 0 R, 4 H, 6 SO).
- Recalled for 1st career ML stint on 7/11...Started on 7/21 at HOU and was dealt the loss (4.1 IP, 4 ER).
- Was placed on the minor league DL with left elbow tightness on 8/3 and missed the rest of the season.
- Named to *Baseball America's* Triple-A All-Star Team and ranked by *BA* as the Red Sox' No. 6 prospect.

2014: Named Red Sox Minor League Pitcher of the Year...Went 13-3 with a 2.13 ERA (34 ER/143.2 IP) in 25 starts between High-A Salem and Double-A Portland.

- 🔥 Earned a spot on *Baseball America's* Minor League All-Star Second Team and Double-A All-Star Team.
- 🔥 Ranked 2nd in the minors in opponent AVG (.197), 3rd in WHIP (0.97), and 4th in ERA (min. 125.0 IP).
- 🔥 Led qualifying Sox farmhands in ERA.
- 🔥 Named an Eastern League mid-season All-Star...Led the EL in ERA (1.75), WHIP (0.93), and opponent AVG (.189).
- 🔥 Promoted to Portland for his Double-A debut on 5/2.
- 🔥 Named Red Sox Minor League Pitcher of the Month for June (4-0, 1.13 ERA, 4 starts).
- 🔥 Started playoff games for Portland and Pawtucket, combining for a 2.77 postseason ERA (4 ER/13.0 IP).
- 🔥 Following the season, named the Red Sox' No. 5 prospect by *Baseball America*...Also named the No. 82 prospect in baseball.

2013: Combined for a 2.54 ERA (24 ER/85.0 IP) between the Rookie-level Gulf Coast League Red Sox, Single-A Greenville, and High-A Salem.

- 🔥 Went on the DL (left biceps tendinitis) from 6/4-7/20 and had a 2-start rehab stint in the GCL (5.0 IP, 1 H, 0 R).
- 🔥 Started Game 2 of the Mills Cup Semifinals at Myrtle Beach en route to Salem's championship (4.0 IP, 2 ER).

2012: Made 4 starts with Short-A Lowell in pro debut.

- 🔥 Struck in the face with a line drive in the 1st inning of his 4th professional start on 8/18 vs. Hudson Valley, which was played at Fenway Park...Left the game and missed the remainder of the season on the DL (facial fracture).

Personal

- 🔥 Full name is Christopher Brian Johnson.
- 🔥 Signed by Anthony Turco (Red Sox).
- 🔥 Pitched at the University of Florida from 2010-12... Also played 1B, batting .324 (155-for-478) with 15 HR... As a junior in 2012, was a finalist for the John Olerud 2-Way Player of the Year Award...Named to the SEC's All-Freshman Team as a starting pitcher and a DH in 2010.
- 🔥 Was a member of the USA Collegiate National Team in 2010 and 2011.
- 🔥 Named 2008 Florida Today Player of the Year and Brevard County Player of the Year at Cocoa Beach HS.
- 🔥 Selected by LAD in the 27th round of the 2009 June Draft, but did not sign.

In the Community

- 🔥 As part of the Red Sox Holiday Caravan in 2017, visited patients at Boston Children's Hospital, Beth Israel Deaconess Medical Center, Dana-Farber Cancer Institute, Shriners Hospital, MassGeneral Hospital for Children, and The BASE.
- 🔥 Also interacted with fans at Christmas at Fenway in 2017.
- 🔥 In December 2017, joined his teammates in surprising students at Suffolk and Northeastern Universities and St. Patrick's School in Roxbury, MA, as part of the Gift of Sox.
- 🔥 Signed autographs and posed for pictures with fans during Red Sox Winter Weekend in January 2016 and 2018.
- 🔥 In 2016, joined the Pawtucket Red Sox on the club's Holiday Caravan, visiting children at Rhode Island's Tomorrow Fund Clinic and at Hasbro Children's Hospital.
- 🔥 In January 2015, visited the Jimmy Fund and painted murals at the Curley K-8 School in Boston during the Red Sox Rookie Development Program.

Brian Johnson

Brian Johnson's Career Record

| YEAR | CLUB | W-L | ERA | G | GS | CG | SHO | SV | IP | H | R | ER | HR | HB | BB | SO | WP | BK |
|----------------------------|-------------|--------------|-------------|------------|------------|----------|----------|----------|--------------|------------|------------|------------|-----------|-----------|------------|------------|-----------|----------|
| 2012 | Lowell | 0-0 | 0.00 | 4 | 4 | 0 | 0 | 0 | 5.2 | 2 | 0 | 0 | 0 | 0 | 1 | 4 | 0 | 0 |
| 2013 | GCL Red Sox | 0-0 | 0.00 | 2 | 2 | 0 | 0 | 0 | 5.0 | 1 | 0 | 0 | 0 | 0 | 2 | 7 | 0 | 0 |
| | Greenville | 1-6 | 2.87 | 15 | 15 | 0 | 0 | 0 | 69.0 | 50 | 29 | 22 | 4 | 4 | 28 | 69 | 7 | 1 |
| | Salem | 1-0 | 1.64 | 2 | 2 | 0 | 0 | 0 | 11.0 | 9 | 2 | 2 | 0 | 0 | 5 | 8 | 1 | 0 |
| 2014 | Salem | 3-1 | 3.86 | 5 | 5 | 0 | 0 | 0 | 25.2 | 23 | 13 | 11 | 0 | 0 | 7 | 33 | 3 | 1 |
| | Portland | 10-2 | 1.75 | 20 | 20 | 2 | 0 | 0 | 118.0 | 78 | 29 | 23 | 6 | 0 | 32 | 99 | 5 | 0 |
| 2015 | Pawtucket | 9-6 | 2.53 | 18 | 18 | 1 | 1 | 0 | 96.0 | 74 | 34 | 27 | 6 | 4 | 32 | 90 | 5 | 0 |
| | BOSTON | 0-1 | 8.31 | 1 | 1 | 0 | 0 | 0 | 4.1 | 3 | 4 | 4 | 0 | 0 | 4 | 3 | 0 | 0 |
| 2016 | Pawtucket | 5-6 | 4.09 | 15 | 15 | 0 | 0 | 0 | 77.0 | 74 | 38 | 35 | 9 | 1 | 36 | 54 | 2 | 1 |
| | GCL Red Sox | 0-1 | 3.86 | 2 | 2 | 0 | 0 | 0 | 7.0 | 7 | 4 | 3 | 0 | 0 | 2 | 9 | 0 | 0 |
| | Lowell | 0-0 | 0.00 | 2 | 2 | 0 | 0 | 0 | 11.0 | 7 | 0 | 0 | 0 | 0 | 2 | 11 | 1 | 0 |
| 2017 | Pawtucket | 3-4 | 3.09 | 17 | 17 | 0 | 0 | 0 | 90.1 | 82 | 32 | 31 | 10 | 1 | 28 | 70 | 0 | 0 |
| | BOSTON | 2-0 | 4.33 | 5 | 5 | 1 | 1 | 0 | 27.0 | 32 | 13 | 13 | 5 | 0 | 8 | 21 | 0 | 0 |
| | Lowell | 0-0 | 3.38 | 1 | 1 | 0 | 0 | 0 | 2.2 | 2 | 2 | 1 | 0 | 1 | 2 | 4 | 0 | 0 |
| Major League Totals | | 2-1 | 4.88 | 6 | 6 | 1 | 1 | 0 | 31.1 | 35 | 17 | 17 | 5 | 0 | 12 | 24 | 0 | 0 |
| Minor League Totals | | 32-26 | 2.69 | 103 | 103 | 3 | 1 | 0 | 518.1 | 409 | 183 | 155 | 35 | 11 | 177 | 458 | 24 | 3 |

- 2009 Selected by the Los Angeles Dodgers in the 27th round of the June Draft (did not sign)
- 2012 Signed by the Boston Red Sox as a supplemental-round selection (31st overall) in the June Draft
- 2017 On disabled list with a left shoulder impingement, 6/15-7/5

Career Fielding Record

| YEAR | CLUB | POS | PCT. | G | GS | PO | A | E | TC | DP |
|------------------------|--------|----------|--------------|----------|----------|----------|----------|----------|----------|----------|
| 2015 | BOSTON | P | --- | 1 | 1 | 0 | 0 | 0 | 0 | 0 |
| 2017 | BOSTON | P | 1.000 | 5 | 5 | 1 | 4 | 0 | 5 | 0 |
| Career Fielding | | P | 1.000 | 6 | 6 | 1 | 4 | 0 | 5 | 0 |

Career Single-Game Highs

| | | | |
|-------------------------------|----------------------------------|---------------------------------|---------------------------------|
| INNINGS PITCHED | 9.0, 5/27/17 vs. SEA | WALKS ALLOWED | 4, 7/21/15 at HOU |
| HOME-HIT COMPLETE GAME | 5, 5/27/17 vs. SEA | HOME RUNS ALLOWED | 2, 2 times, last 6/9/17 vs. DET |
| STRIKEOUTS | 8, 5/27/17 vs. SEA | WINNING STREAK | 2, 4/18/17-present |
| HITS ALLOWED | 8, 2 times, last 7/18/17 vs. TOR | EJECTIONS | None |
| RUNS ALLOWED | 4, 2 times, last 4/18/17 at TOR | SCORELESS INNINGS STREAK | 9.0, 5/27/17 |

56 JOE KELLY

RHP



Bats: Right • **Throws:** Right • **Height:** 6-1 • **Weight:** 179
Opening Day Age: 29 • **MLB Service:** 5 years, 29 days
Born: 6/9/1988 in Anaheim, CA
Resides: Rancho Cucamonga, CA
Acquired: From St. Louis with OF/1B Allen Craig in exchange for RHP John Lackey, LHP Corey Littrell, and cash on 7/31/2014
Contract Status: Signed through 2018

Career Highlights

- 🔥 Entering his 10th professional season, his 4th full season with BOS.
- 🔥 Selected by STL in the 2009 June Draft (3rd round) and acquired by BOS at the 2014 non-waiver trade deadline.
- 🔥 Between STL (2012-14) and BOS (2014-17), is 8-4 with a 2.74 ERA in 98 relief appearances (39 ER/128.1 IP) and 31-19 with a 4.13 ERA in 79 starts (198 ER/431.1 IP).
- 🔥 In 75 ML relief appearances from 5/30/13 through the 2017 season, went 7-1 with a 1.99 ERA, a .199 opponent AVG, and a 1.09 WHIP (95.0 IP, 68 H, 21 ER).
- 🔥 Allowed 0 runs in 23 consecutive appearances with BOS from 5/1-7/3/17 (21.1 IP), the 3rd-longest such streak in Red Sox history.
- 🔥 Won 15 straight decisions from 8/1/15-6/16/17, the 2nd-longest win streak in Red Sox history behind only Smoky Joe Wood's 16-game streak in 1912 (source: Elias)...The streak spanned 56 appearances (15 starts).
- 🔥 Earned the win in 8 consecutive starts from 8/1-9/9/15, the longest such streak by a Red Sox pitcher since Pedro Martinez won 9 straight starts in 1999.
- 🔥 Has pitched in 16 playoff games (4 starts) over 4 post-seasons for the Cardinals (2012-13) and Sox (2016-17).
- 🔥 Started Game 3 of the 2013 World Series against BOS (5.1 IP, 2 R), an eventual 5-4 Cardinals win.
- 🔥 **2017: Appeared in a career-high 54 games in his 1st ML season working exclusively as a reliever.**
- 🔥 Allowed 0 runs in 42 of 54 appearances.
- 🔥 Retired 41 of 54 first batters faced (76%).
- 🔥 Set career lows in opponent AVG (.202), OBP (.294), SLG (.279), and OPS (.573)...Among qualified AL relievers, his opponent OPS ranked 14th.
- 🔥 Held RHH to a .191 AVG (26-for-136) and LHH to a .222 AVG (16-for-72).
- 🔥 Allowed 3 HR in 58.0 IP for a 0.47 HR/9.0 IP ratio, the 11th-lowest mark among AL relievers.
- 🔥 Allowed his 1st HR to a RHH on 8/18 vs. NYY (Gary Sánchez); allowed none to his first 100 RHH faced.
- 🔥 His 1.19 ERA on the road (4 ER/30.1 IP) ranked 4th in the majors and 2nd in the AL behind only Andrew Miller (0.89) (min. 30.0 IP).
- 🔥 In 28 games against opponents outside of the AL East, posted a 1.30 ERA and a .173 opponent AVG (27.2 IP, 4 ER, 17-for-98, 1 HR).
- 🔥 Posted a career-best 22.0-inning scoreless streak from 5/1-7/9, the longest of the season for any AL reliever and any Red Sox pitcher...Had the streak snapped in his 2nd inning of work on 7/9 at TB (1.2 IP).

LOWEST ERA AS A RELIEVER IN THE AMERICAN LEAGUE SINCE 7/25/16* (MIN. 75.0 IP)

| Pitcher (Club) | ERA |
|----------------------------|-------------|
| Andrew Miller (NYY-CLE) | 1.44 |
| David Robertson (CWS-NYY) | 1.79 |
| Craig Kimbrel (BOS) | 1.82 |
| Scott Alexander (KC) | 2.28 |
| Alex Claudio (TEX) | 2.29 |
| Zach McAllister (CLE) | 2.31 |
| Joe Kelly (BOS) | 2.38 |

*Kelly's 1st relief outing with BOS

- 🔥 Over the course of his 22.0-inning scoreless streak, posted a .184 opponent AVG (14-for-76) and a 0.98 WHIP.
- 🔥 His streak of 23 consecutive games without a run allowed was the 3rd-longest in Red Sox history behind Daniel Bard (25 in 2011) and Koji Uehara (27 in 2013).
- 🔥 Had his career-best 15-game win streak snapped on 7/9 at TB...The streak, which began on 8/1/15, was the 2nd-longest in Red Sox history behind Smoky Joe Wood's 16-game streak in 1912.
- 🔥 Was placed on the 10-day disabled list with a left hamstring strain on 7/15 (retro to 7/12).
- 🔥 Made 1 rehab appearance with Triple-A Pawtucket on 8/2 and was reinstated on 8/5.
- 🔥 **POSTSEASON:** Made 2 relief appearances for the Red Sox in the ALDS vs. HOU, earning his first career post-season win in Game 3 (1.2 IP, 2 H).
- 🔥 **2016: Split the season between BOS and Triple-A Pawtucket...Had 3 stints with the big league club, appearing in 20 games (6 GS).**
- 🔥 Had 2 stints with the Red Sox as a reliever and 1 as a starter...Opened the season in BOS' starting rotation.
- 🔥 Went 2-0 with a 1.02 ERA (2 ER/17.2 IP) in 14 relief appearances for BOS.
- 🔥 In 27 relief appearances between BOS (14 G) and Pawtucket (13 G), posted a 0.80 ERA (3 ER/33.2 IP) with a .200 opponent AVG (24-for-120), 46 SO, and 7 BB.
- 🔥 Removed in the 1st inning on 4/19 vs. TB...Missed time on the DL (right shoulder impingement) from 4/20-5/20...Made 3 starts for Pawtucket on a rehab assignment.
- 🔥 Was reinstated from the DL on 5/21 and earned the win that night vs. CLE (6.2 IP, H, O, R, 3 BB, 7 SO).
- 🔥 Allowed 7 runs in 2.1 IP in his next start on 6/1 at BAL and was optioned to Pawtucket following the game.

2018
Red Sox

- 👉 Went on the DL at Pawtucket with a right groin strain on 6/9...Pitched only in relief for the rest of the season.
- 👉 Made 3 appearances for Short-A Lowell during a rehab stint from 7/6-11.
- 👉 Activated by Pawtucket on 7/14...His first 4 appearances were scoreless (5.0 IP, BB, 11 SO).
- 👉 Recalled by BOS on 7/24 and made 3 appearances from 7/25-30 (1 ER/3.2 IP)...Optioned to Pawtucket on 8/1.

| MOST CONSECUTIVE SCORELESS OUTINGS IN RED SOX HISTORY | | |
|---|-------------|-----------|
| Pitcher | Year | Games |
| Koji Uehara | 2013 | 27 |
| Daniel Bard | 2011 | 25 |
| Joe Kelly | 2017 | 23 |

- 👉 Following his option, allowed 1 run over 11 Triple-A appearances in 11.0 IP (0.82 ERA) with 1 BB and 16 SO.
- 👉 Recalled by BOS on 9/2 and went 2-0, 0.64 ERA (1 ER/14.0 IP), 3 BB, 20 SO over his final 11 appearances...Held opponents to a .180 AVG (9-for-50) over that span.
- 👉 Earned the win in BOS' 7-5 walk-off victory on 9/15 vs. NYY, starting the team's season-best 11-game win streak.

POSTSEASON: Appeared in each of the Sox' 3 ALDS games and retired all 11 batters faced (3.2 IP, 3 SO)...Stranded his only inherited runner of the series in Game 1.

2015: In his 1st full season with BOS, set career highs in starts (25), IP (134.1), SO (110), and SO/9.0 IP (7.4)...His 10 wins tied a career best.

- 👉 Posted a 3.77 ERA (25 ER/59.2 IP) in his final 11 starts beginning 7/22, following a 4-start stint with Triple-A Pawtucket...Had a 2.35 ERA (12 ER/46.0 IP) in his final 8 starts (beginning 8/7).
- 👉 Began the year on the 15-day disabled list with a right biceps strain.
- 👉 Placed on the DL on 4/3 (retro to 3/27), but made season debut starting the Sox' 5th game on 4/11 at NYY...Surrendered just 1 ER over 7.0 IP.

👉 Fanned 28 batters in 23.2 IP over 4 starts in April...His 10.7 SO/9.0 IP in the month ranked 2nd in the AL (min. 20.0 IP), trailing only Clay Buchholz (11.9).

- 👉 Optioned to Pawtucket on 6/25.
- 👉 Went 1-1 with a 2.84 ERA (6 ER/19.0 IP) and a .206 opponent AVG in 4 PawSox starts before a 7/22 recall.
- 👉 Won a career-best 8 consecutive starts from 8/1-9/9 (2.59 ERA, 14 ER/48.2 IP), the only AL pitcher to do that in 2015...Marked the longest streak of consecutive starts won by a Sox pitcher since Pedro Martinez (9 in 1999).
- 👉 Went unbeaten in his last 10 starts beginning 7/27 (8-0, 3.48 ERA, 21 ER/54.1 IP), tying the AL's longest unbeaten streak to end the year (also TEX's Cole Hamels).
- 👉 Won all 6 August starts, the 1st Red Sox to win 6 games in any month since Pedro Martinez (May 1999) and the 1st to do so in August since Roger Clemens (1990).
- 👉 According to Elias, was the 2nd AL pitcher ever to win at least 6 games in a calendar month without a loss for a team that was in last place every day of that month (also CLE's Sam McDowell, 6-0 in June 1969).

👉 In his final start on 9/15 at BAL, was removed after 2.1 IP with right shoulder tightness, snapping an 8-start winning streak...Did not factor into the decision, keeping his 10-start unbeaten streak alive.

2014: Went 6-4 with a 4.20 ERA (45 ER/96.1 IP) in 17 starts between the Cardinals and Red Sox...Traded to BOS at the non-waiver trade deadline.

- 👉 Allowed 1 ER (3 R total) over his first 3 starts from 4/5-16 (0.59 ERA, 15.1 IP)...Left his 3rd start on 4/16 at MIL after 4.0 innings due to a left hamstring injury suffered while running the bases.

- 👉 Placed on the 15-day disabled list on 4/17 and transferred to the 60-day DL on 6/25.

- 👉 Made 3 rehab starts with Triple-A Memphis and was activated on 7/11.
- 👉 Acquired by BOS with OF/1B Allen Craig on 7/31 for RHP John Lackey, LHP Corey Littrel, and cash considerations.
- 👉 Made 10 starts over the final 2 months of the year and led the team with a 4.11 ERA in that time (min. 30.0 IP).
- 👉 Made Red Sox debut against his former team on 8/6 at STL (ND, 7.0 IP, 1 R).

👉 Stole 3B on 8/12 at CIN for his 1st career SB...Was the 1st SB by a Red Sox pitcher since Bill Landis on 9/8/69 at CLE, and the 1st steal of 3B by a Sox hurler since Tom Brewer on 7/30/59 at CLE (source: Elias).

- 👉 Removed due to precautionary reasons (shoulder) on 8/22 vs. SEA after throwing 5.0 innings with 1 hit allowed...Returned on regular rest on 8/27 at TOR.
- 👉 Led the team with 4 September wins, including his 1st as a Red Sox on 9/2 at NYY (6.2 IP, 3 R).

2013: Posted a 2.69 ERA (37 ER/124.0 IP) in 37 games (15 GS) for STL in his 1st full ML season.

- 👉 Ranked 9th in the majors in ERA (min. 100.0 IP).
- 👉 Went 9-3 with a 2.28 ERA (22 ER/87.0 IP) as a starter...Posted a 3.65 ERA (15 ER/37.0 IP) in relief.
- 👉 21 of his 22 appearances from the start of the season to 6/28 came in relief.
- 👉 Moved to the rotation on 7/6 and went 10-2 with a 2.18 ERA (21 ER/86.2 IP) in 15 games (14 starts) from that point to the season's end.

👉 STL won 11 of his 15 starts...Won a team-season-high 8 straight decisions from 7/12-9/6, including 5 consecutive starts from 8/17-9/6.

- 👉 Posted a 1.97 ERA (23 ER/105.1 IP) beginning 6/1, 3rd best in MLB during that stretch (min. 100.0 IP).
- 👉 Allowed just 1 ER in his last 7 relief appearances (19.1 IP, 0.47 ERA)...Final relief appearance came on the last day of the regular season, 9/29 vs. CHC (5.1 IP, 0 R).
- 👉 Had a streak of 19.2 consecutive scoreless IP from 7/12-8/6...Stretch included consecutive scoreless starts on 7/27 at ATL and 8/1 at PIT (12.1 IP).

POSTSEASON: STL went 2-2 in his 4 postseason starts (0-1, 4.15 ERA, 10 ER/21.2 IP).

- 👉 Allowed 2 ER over 5.1 IP in his start in Game 3 of the NLDS vs. PIT (no-decision).
- 👉 Started Game 1 of the NLCS vs. LAD and did not get a decision in the 3-2, 13-inning win (6.0 IP, 2 R, 6 H).
- 👉 Took the loss in Game 5 of the NLCS at LAD (5.0 IP, 4 R).
- 👉 Did not factor in the decision in Game 3 of the World Series against the Red Sox (5.1 IP, 2 H, 2 R).



Joe Kelly, Continued

2012: Began the season at Triple-A Memphis, starting 12 games before a promotion to STL, where he appeared in 24 games (16 starts).

🔥 Went 4-6 with a 3.74 ERA (38 ER/91.1 IP) in the majors as a starter...Posted a 2.30 ERA (4 ER/15.2 IP) in 8 appearances as a reliever.

🔥 Ranked among NL rookie leaders in IP (T-5th, 107.0) and SO (T-9th, 75)...His 3.53 ERA was the 2nd lowest among NL rookies with at least 100.0 IP.

🔥 Was leading the Pacific Coast League with a 2.86 ERA (23 ER/72.1 IP) at the time of his recall on 6/10.

🔥 Made his ML debut on 6/10 vs. CLE with 5.0 innings of 1-run ball in a no-decision.

🔥 Set the Cardinals' season high for IP in a relief appearance with 5.2 vs. PIT in a 19-inning game on 8/19.

🔥 Earned 1st career relief win on 8/24 at CIN.

🔥 1st ML hit came in the 10th inning on 6/25 at MIA, beating out an infield single for the game-winning RBI.

🔥 Scored the game-winning run as a pinch-runner in the 12th inning on 7/25 vs. LAD.

POSTSEASON: Posted a 2.35 ERA (2 ER/7.2 IP) in 7 postseason appearances between the NLDS and NLCS.

🔥 Pitched 6 consecutive scoreless outings (7.0 IP) before allowing his 1st runs of the postseason in Game 7 of the NLCS at SF.

🔥 Had 3 scoreless and hitless appearances (3.2 IP) with 3 SO in the NLDS vs. WSH.

2011: Posted a 3.68 ERA (54 ER/132.0 IP) between High-A Palm Beach and Double-A Springfield.

🔥 Received an invite to ML Spring Training camp as a relief pitcher.

🔥 Named a Florida State League mid-season All-Star.

2010: Appeared in 26 games (18 GS) for Single-A Quad Cities.

🔥 Had a 1.44 ERA (4 ER/25.0 IP) in 8 relief appearances, compared to a 5.63 ERA as a starter (18 GS).

🔥 Named Midwest League Pitcher of the Week for 7/26-8/1 (6.2 IP, 1 R, 0 ER, 11 SO).

🔥 After the season, ranked as the No. 10 prospect in the Cardinals organization by *Baseball America*.

2009: Made 16 appearances, including 2 starts, at Short-A Batavia in his 1st pro season.

15-GAME WINNING STREAKS IN RED SOX HISTORY

| Pitcher | Years | Streak |
|----------------|---------|--------|
| Smoky Joe Wood | 1912 | 16 |
| Joe Kelly | 2015-17 | 15 |

Source: *Elias Sports Bureau*

Personal

🔥 Full name is Joseph William Kelly Jr.

🔥 Signed by Jeff Ishii (Cardinals).

🔥 Married to Ashley Parks...The couple has a son, Knox (born Feb. 2016).

🔥 Played at the University of California at Riverside, where he set the team's career saves record (24)... Named Big West Conference 2007 Freshman of the Year and 1st Team All-Big West.

🔥 Pitched for Yarmouth-Dennis of the Cape Cod League in 2008.

🔥 Played for the USA National Team in 2007, winning a silver medal in the Pan-American Games.

🔥 Son of Joseph Kelly, a former wide receiver for Vanderbilt University who signed with the San Diego Chargers.

In the Community

🔥 Attended Red Sox Winter Weekend in 2015, 2016, and 2018, signing autographs, posing for pictures with fans, and taking part in panel discussions.

🔥 Has participated in several Red Sox Destinations events in each of the last 4 years, interacting with fans as part of a VIP experience.

🔥 Has attended events that benefit the Red Sox Foundation, including Picnic in the Park and Casino Night.

🔥 During each spring training from 2015-17, participated in the Children's Hospital of Southwest Florida Golf Classic.

🔥 Also attended the Lee County Boys & Girls Club dinner during spring training in 2015.

Joe Kelly's Career Record

| YEAR | CLUB | W-L | ERA | G | GS | CG | SHO | SV | IP | H | R | ER | HR | HB | BB | SO | WP | BK |
|----------------------------|-------------|--------------|-------------|------------|-----------|----------|----------|----------|--------------|------------|------------|------------|-----------|-----------|------------|------------|-----------|----------|
| 2009 | Batavia | 2-3 | 4.75 | 16 | 2 | 0 | 0 | 1 | 30.1 | 33 | 23 | 16 | 0 | 3 | 11 | 30 | 3 | 0 |
| 2010 | Quad Cities | 6-8 | 4.62 | 26 | 18 | 0 | 0 | 1 | 103.1 | 103 | 66 | 53 | 3 | 7 | 45 | 92 | 12 | 2 |
| 2011 | Palm Beach | 5-2 | 2.60 | 12 | 11 | 0 | 0 | 0 | 72.2 | 56 | 26 | 21 | 1 | 8 | 34 | 62 | 5 | 0 |
| | Springfield | 6-4 | 5.01 | 11 | 11 | 0 | 0 | 0 | 59.1 | 70 | 40 | 33 | 7 | 5 | 25 | 51 | 2 | 1 |
| 2012 | Memphis | 2-5 | 2.86 | 12 | 12 | 0 | 0 | 0 | 72.1 | 75 | 29 | 23 | 2 | 4 | 21 | 45 | 2 | 0 |
| | ST. LOUIS | 5-7 | 3.53 | 24 | 16 | 0 | 0 | 0 | 112.0 | 112 | 50 | 42 | 10 | 3 | 36 | 75 | 4 | 0 |
| 2013 | ST. LOUIS | 10-5 | 2.69 | 37 | 15 | 0 | 0 | 0 | 104.0 | 124 | 42 | 37 | 10 | 5 | 44 | 79 | 3 | 0 |
| 2014 | ST. LOUIS | 2-2 | 4.37 | 7 | 7 | 0 | 0 | 0 | 35.0 | 41 | 19 | 17 | 3 | 3 | 10 | 25 | 3 | 0 |
| | Memphis | 0-0 | 2.61 | 3 | 3 | 0 | 0 | 0 | 10.1 | 8 | 3 | 3 | 1 | 0 | 6 | 4 | 0 | 1 |
| | BOSTON | 4-2 | 4.11 | 10 | 10 | 0 | 0 | 0 | 61.1 | 47 | 29 | 28 | 5 | 4 | 32 | 41 | 0 | 0 |
| 2015 | BOSTON | 10-6 | 4.82 | 25 | 25 | 0 | 0 | 0 | 134.1 | 145 | 76 | 72 | 15 | 6 | 49 | 110 | 9 | 0 |
| | Pawtucket | 1-1 | 2.84 | 4 | 4 | 0 | 0 | 0 | 19.0 | 14 | 7 | 6 | 1 | 1 | 6 | 18 | 5 | 1 |
| 2016 | BOSTON | 4-0 | 5.18 | 20 | 6 | 0 | 0 | 0 | 40.0 | 44 | 23 | 23 | 5 | 2 | 24 | 48 | 0 | 0 |
| | Pawtucket | 1-1 | 1.54 | 17 | 4 | 0 | 0 | 2 | 35.0 | 29 | 6 | 6 | 1 | 1 | 6 | 46 | 2 | 0 |
| | Lowell | 0-0 | 4.50 | 3 | 0 | 0 | 0 | 0 | 4.0 | 4 | 2 | 2 | 0 | 0 | 1 | 5 | 0 | 0 |
| 2017 | BOSTON | 4-1 | 2.79 | 54 | 0 | 0 | 0 | 0 | 58.0 | 42 | 19 | 18 | 3 | 1 | 27 | 52 | 4 | 0 |
| | Pawtucket | 0-0 | 0.00 | 1 | 0 | 0 | 0 | 0 | 1.0 | 0 | 0 | 0 | 0 | 0 | 0 | 1 | 0 | 0 |
| Major League Totals | | 39-23 | 3.81 | 177 | 79 | 0 | 0 | 0 | 559.2 | 555 | 258 | 237 | 51 | 24 | 222 | 430 | 23 | 0 |
| Minor League Totals | | 23-24 | 3.60 | 105 | 65 | 0 | 0 | 4 | 407.1 | 392 | 202 | 163 | 16 | 29 | 155 | 354 | 27 | 4 |
| Red Sox Totals | | 22-9 | 4.32 | 109 | 41 | 0 | 0 | 0 | 293.2 | 278 | 147 | 141 | 28 | 13 | 132 | 251 | 13 | 0 |

- 2009 Signed by the St. Louis Cardinals as a 3rd-round selection in the June Draft
- 2014 On disabled list with a strained left hamstring, 4/17-7/10
- 2014 Acquired by the Boston Red Sox with OF/1B Allen Craig in exchange for RHP John Lackey, LHP Corey Littrell, and cash considerations, 7/31
- 2015 On disabled list with right biceps strain, 3/27-4/10
- 2016 On disabled list with a right shoulder impingement, 4/20-5/20
- 2017 On disabled list with a left hamstring strain, 7/12-8/4

Postseason Record

| W-L | ERA | G | GS | CG | SHO | SV | IP | H | R | ER | HR | HB | BB | SO | WP | BK |
|-----|------|----|----|----|-----|----|------|----|----|----|----|----|----|----|----|----|
| 1-1 | 3.03 | 16 | 4 | 0 | 0 | 0 | 35.2 | 30 | 13 | 12 | 2 | 1 | 13 | 28 | 2 | 0 |

Division Series Record

| YEAR | CLUB | W-L | ERA | G | GS | CG | SHO | SV | IP | H | R | ER | HR | HB | BB | SO | WP | BK |
|-------------------------------|-------------|------------|-------------|----------|----------|----------|----------|----------|-------------|----------|----------|----------|----------|----------|----------|-----------|----------|----------|
| 2012 | STL vs. WSH | 0-0 | 0.00 | 3 | 0 | 0 | 0 | 0 | 3.2 | 0 | 0 | 0 | 0 | 0 | 1 | 3 | 0 | 0 |
| 2013 | STL vs. PIT | 0-0 | 3.38 | 1 | 1 | 0 | 0 | 0 | 5.1 | 5 | 3 | 2 | 0 | 0 | 4 | 5 | 0 | 0 |
| 2016 | BOS vs. CLE | 0-0 | 0.00 | 3 | 0 | 0 | 0 | 0 | 3.2 | 0 | 0 | 0 | 0 | 0 | 0 | 3 | 0 | 0 |
| 2017 | BOS vs. HOU | 1-0 | 0.00 | 2 | 0 | 0 | 0 | 0 | 2.2 | 4 | 0 | 0 | 0 | 0 | 0 | 1 | 1 | 0 |
| Division Series Totals | | 1-0 | 1.17 | 9 | 1 | 0 | 0 | 0 | 15.1 | 9 | 3 | 2 | 0 | 0 | 5 | 12 | 1 | 0 |

League Championship Series Record

| YEAR | CLUB | W-L | ERA | G | GS | CG | SHO | SV | IP | H | R | ER | HR | HB | BB | SO | WP | BK |
|-------------------|-------------|------------|-------------|----------|----------|----------|----------|----------|-------------|-----------|----------|----------|----------|----------|----------|-----------|----------|----------|
| 2012 | STL vs. SF | 0-0 | 4.50 | 4 | 0 | 0 | 0 | 0 | 4.0 | 6 | 2 | 2 | 0 | 0 | 3 | 2 | 0 | 0 |
| 2013 | STL vs. LAD | 0-1 | 4.91 | 2 | 2 | 0 | 0 | 0 | 11.0 | 13 | 6 | 6 | 2 | 1 | 2 | 8 | 1 | 0 |
| LCS Totals | | 0-1 | 4.80 | 6 | 2 | 0 | 0 | 0 | 15.0 | 19 | 8 | 8 | 2 | 1 | 5 | 10 | 1 | 0 |

World Series Record

| YEAR | CLUB | W-L | ERA | G | GS | CG | SHO | SV | IP | H | R | ER | HR | HB | BB | SO | WP | BK |
|------|-------------|-----|------|---|----|----|-----|----|-----|---|---|----|----|----|----|----|----|----|
| 2013 | STL vs. BOS | 0-0 | 3.38 | 1 | 1 | 0 | 0 | 0 | 5.1 | 2 | 2 | 2 | 0 | 0 | 3 | 6 | 0 | 0 |

Career Fielding Record

| YEAR | CLUB | POS | PCT. | G | GS | PO | A | E | TC | DP |
|----------------------|-----------|----------|-------------|------------|-----------|-----------|-----------|-----------|------------|----------|
| 2012 | ST. LOUIS | P | .938 | 24 | 16 | 11 | 19 | 2 | 32 | 3 |
| 2013 | ST. LOUIS | P | .906 | 37 | 15 | 13 | 16 | 3 | 32 | 2 |
| 2014 | ST. LOUIS | P | 1.000 | 7 | 7 | 2 | 3 | 0 | 5 | 0 |
| | BOSTON | P | 1.000 | 10 | 10 | 3 | 3 | 0 | 6 | 0 |
| 2015 | BOSTON | P | .915 | 25 | 25 | 20 | 23 | 4 | 47 | 1 |
| 2016 | BOSTON | P | .833 | 20 | 6 | 2 | 3 | 1 | 6 | 0 |
| 2017 | BOSTON | P | .857 | 54 | 0 | 3 | 3 | 1 | 7 | 0 |
| Career Totals | | P | .919 | 177 | 79 | 54 | 70 | 11 | 135 | 6 |

Career Batting Totals

| | AVG | G | AB | R | H | 2B | 3B | HR | RBI | SH | SF | HB | BB | SO | SB | CS | E |
|---------------------|------|-----|----|---|----|----|----|----|-----|----|----|----|----|----|----|----|---|
| Major League Totals | .172 | 177 | 87 | 7 | 15 | 0 | 0 | 0 | 1 | 0 | 0 | 2 | 0 | 25 | 1 | 0 | 9 |

Career Single-Game Highs

- INNINGS PITCHED** 7.1, 3 times, last 8/29/15 at NYM (start); 5.2, 8/19/12 vs. PIT (relief)
- STRIKEOUTS** 10, 4/27/15 vs. TOR (start); 6, 2 times, last 5/25/13 at LAD (relief)
- HITS ALLOWED** 10, 8/3/12 vs. MIL (start); 5, 4 times, last 8/25/17 vs. BAL (relief)
- RUNS ALLOWED** 7, 5 times, last 6/1/16 at BAL (start); 4, 4/27/13 vs. PIT (relief)
- WALKS ALLOWED** 7, 5/9/15 at TOR (start); 3, 6/28/13 at OAK (relief)
- HOME RUNS ALLOWED** 3, 7/22/15 at HOU (start); 2, 4/3/13 at ARI (relief)
- WINNING STREAK** 15, 8/11-15/6/16/17
- EJECTIONS** None
- SCORELESS INNINGS STREAK** 22.0, 5/1-7/9/17

Joe Kelly

46 CRAIG KIMBREL

RHP



Bats: Right • **Throws:** Right • **Height:** 6-0 • **Weight:** 219

Opening Day Age: 29 • **MLB Service:** 7 years, 66 days

Born: 5/28/1988 in Huntsville, AL

Resides: Shelbyville, TN

Acquired: From San Diego in a 5-player trade on 11/13/2015

Contract Status: Signed through 2018

Career Highlights

🔴 Entering his 3rd season with the Red Sox...Spent his first 6 ML seasons with ATL (2010-14) and SD (2015).

🔴 Is a 6-time All-Star (2011-14, '16-17).

🔴 Finished in the top 10 in Cy Young Award voting in 2011 (9th), 2012 (5th), 2013 (4th), 2014 (9th), and 2017 (6th).

🔴 Was a unanimous selection for the 2011 NL Rookie of the Year Award, garnering all 32 first-place votes.

🔴 Is the only pitcher to have won both the Mariano Rivera American League Reliever of the Year Award (2017) and the Trevor Hoffman National League Reliever of the Year Award (2014), both inaugurated in 2014.

🔴 Also named 2013 Delivery Man of the Year as the majors' top reliever.

🔴 His SO/9.0 IP ratio of 14.77 ranks 2nd in the live ball era (min. 20.0 IP) behind Aroldis Chapman (14.85).

🔴 Has struck out 42.0% of batters faced over his career, the highest career rate in the live ball era (min. 20.0 IP).

🔴 His 1.80 ERA (94 ER/470.1 IP) is the lowest in the live ball era (min. 400.0 IP).

🔴 Has the lowest opponent AVG (.155) among pitchers who have faced at least 1,500 batters in the live ball era...His .126 opponent AVG in 2012 is still the modern ML record for a single season (min. 60.0 IP).

🔴 Has 291 saves in 320 opportunities for a career conversion rate of 90.9%, the 2nd-highest mark all time among ML relievers with at least 200 save chances (Eric Gagne, 91.7%).

🔴 Since the start of his 1st full ML season in 2011, his 290 saves are 64 more than any other pitcher (Jansen-226).

🔴 Is the only pitcher with 30+ saves in each of the last 7 seasons (2011-17)...The only other pitcher with more than 4 such seasons in that span is Aroldis Chapman (5).

🔴 Has recorded 30+ saves at a conversion rate of at least 85% in each of the last 7 seasons (2011-17)...The only other pitcher to do that in any 7-year stretch is Mariano Rivera (9, 2003-11).

🔴 From 2012-16, became the only pitcher ever to produce 5 consecutive seasons with 30+ saves at a conversion rate of 90% or higher...In 2017, recorded 35 saves in 39 chances (89.7%).

🔴 Was the 1st pitcher in ML history to record 40+ saves in each of his first 4 full ML seasons (46, 42, 50, 47).

🔴 Has at least 1 save against all 30 teams in MLB.

🔴 Converted a career-best 37 consecutive save chances from 5/9-9/14/13.

🔴 Has recorded 11 saves of more than 1.0 IP.

🔴 Has converted all 37 career Interleague save opportunities, the longest save streak in Interleague history.

PITCHERS WITH 30+ SAVES IN 7+ STRAIGHT SEASONS

| Pitcher | Seasons |
|----------------------|----------------------|
| Mariano Rivera | 9 (2003-11) |
| Trevor Hoffman | 8 (1995-2002) |
| Jonathan Papelbon | 7 (2006-12) |
| Troy Percival | 7 (1998-2004) |
| Robb Nen | 7 (1996-2002) |
| Craig Kimbrel | 7 (2011-2017) |

🔴 Converted each of his first 30 career save opportunities at Fenway Park from 6/22/12-6/29/17, marking the longest consecutive save streak ever at the venue.

🔴 Converted 18 consecutive extra-inning save opportunities from 5/21/11-6/7/16...According to Elias, it is tied with Mariano Rivera for the 2nd-longest streak for any ML pitcher (Joe Nathan, 26 straight from 1999-2013).

🔴 Has twice recorded 4 SO in an inning (9/26/12 vs. MIA and 5/25/17 vs. TEX).

🔴 Threw an immaculate 9th inning on 5/11/17 at MIL.

🔴 Named AL Reliever of the Month for May 2017 and is a 3-time MLB Delivery Man of the Month honoree (August 2013, September 2012, August 2011).

🔴 Also named AL Rookie of the Month in June 2011 and August 2011.

🔴 Was a 3rd-round selection by ATL in the 2008 June Draft...Holds the Braves' all-time saves record (186).

🔴 Has struck out at least 1 batter in each of his 10 career postseason games, the 2nd-longest streak by a reliever to begin a career in playoff history (Cody Allen, 15, 2013-present).

2017: Earned the 2017 Mariano Rivera AL Reliever of the Year Award...Also named to his 6th All-Star Game.

🔴 Finished 6th in AL Cy Young Award voting with 27 points, earning six 3rd-place votes, two 4th-place votes, and five 5th-place votes.

🔴 Earned the Boston Baseball Writers' Red Sox Fireman of the Year Award.

🔴 The Sox were 60-7 (.896) in games in which he pitched, including 29-2 (.935) on the road.

🔴 Led ML relievers in WHIP (0.68) and SO/9.0 IP (16.43) and finished tied with MIL's Corey Knebel in SO (126)...Led AL relievers in ERA (1.43) and was 2nd in both SO/BB ratio (9.00) and opponent AVG (.140).

🔴 Struck out 126 of 254 batters faced (49.6%), the highest single-season rate ever for a Red Sox pitcher.

HIGHEST SINGLE-SEASON SO/9.0 IP RATIO SINCE 1900

| Pitcher | Year | SO/9.0 IP |
|----------------------|-------------|--------------|
| Aroldis Chapman | 2014 | 17.67 |
| Craig Kimbrel | 2010 | 17.42 |
| Carter Capps | 2015 | 16.84 |
| Craig Kimbrel | 2012 | 16.66 |
| Craig Kimbrel | 2017 | 16.43 |

Min. 20.0 IP

HIGHEST SINGLE-SEASON STRIKEOUT RATE SINCE 1900

| Pitcher | Year | SO % |
|----------------------|-------------|-------------|
| Aroldis Chapman | 2014 | 52.5 |
| Craig Kimbrel | 2012 | 50.2 |
| Craig Kimbrel | 2017 | 49.6 |

Min. 20.0 IP

- 🔥 Posted a career-best 9.00 SO/BB ratio (126 SO/14 BB) and a career-low 1.83 BB/9.0 IP rate (69.0 IP).
- 🔥 Struck out all 3 batters faced in a perfect inning 10 times, the 2nd-most such innings in the majors behind CLE's Corey Kluber (11 times in 203.2 IP)...Does not include a 4-SO inning on 5/25 vs. TEX.
- 🔥 Did not allow a base runner in 33 of his 67 outings.
- 🔥 Held righties hitless in their first 47 AB of the season against him before BAL's Mark Trumbo singled on 6/3 at BAL, Kimbrel's 23rd appearance of the year.
- 🔥 In 29 appearances vs. the AL East, posted a 1.47 ERA (5 ER/30.2 IP)...Includes 9.0 near-perfect IP vs. TB (28 batters faced, 0 hits, 1 BB, 23 SO, 0.11 WHIP).
- 🔥 Recorded 3 saves of more than 1.0 IP, a new single-season career high (5/30 at CWS, 6/3 at BAL, 6/6 at NYY – all 1.1 IP).
- 🔥 Posted a season-best 16.1-inning scoreless streak that began in his 2nd inning of work on 4/20 at TOR and lasted through his appearance on 5/31 at CWS.
- 🔥 Had a streak of 25 consecutive saves converted snapped when he blew a save—but earned the win—on 4/20 at TOR (streak began 5/28/16).
- 🔥 Converted 17 consecutive save chances from 4/23-6/30, the 2nd-longest streak among AL relievers in 2017 behind TOR's Roberto Osuna (22).
- 🔥 Named AL Reliever of the Month for May, when he allowed 0 runs and only 1 hit in 12 appearances (12.2 IP, 1 BB, 25 SO, 1-for-40)...Was 7-for-7 in save chances.
- 🔥 Recorded an immaculate inning (3 SO in 1.0 IP on 9 pitches) on 5/11 at MIL...Got the final 2 outs of the 8th inning to preserve a 1-1 tie, then followed a Red Sox 3-run top of the 9th with the immaculate inning.
- 🔥 Recorded his 2nd career 4-SO inning on 5/25 vs. TEX (also 9/26/12 vs. MIA)...Became the 2nd BOS pitcher to do so along with Tim Wakefield (8/10/99 at KC).
- 🔥 Those 4 SO on 5/25 were the final 4 of a 20-SO performance by the Red Sox that day, tying a single-game ML record for a 9-inning game.
- 🔥 Established a record for consecutive saves converted at Fenway Park with his 30th on 6/26 vs. MIN...Streak included his 1st career save with ATL in 2012...Blew his 1st save at Fenway on 7/15 vs. NYY.
- 🔥 The save on 6/26 was also the 1st of his career against the Twins, giving him at least 1 for his career against all 30 teams in MLB.
- 🔥 Named to the AL All-Star team via the player ballot...Earned the win for the AL after throwing a scoreless 9th inning with 2 BB and 2 SO on 7/11 at MIA.
- 🔥 Became the 5th BOS pitcher ever to earn the win in an All-Star Game.

POSTSEASON: Made 2 appearances for the Red Sox in the ALDS vs. HOU...Threw a scoreless 8th inning in Game 2 at HOU...In Game 4 at Fenway, allowed 1 ER on 3 hits and 1 BB.

2016: Named to his 5th All-Star Game in his 1st season with the Red Sox...Led AL relievers with a .152 opponent AVG (28-for-184)...Only LAD's Kenley Jansen had a lower mark (.150) in MLB.

- 🔥 Named Red Sox Fireman of the Year by the Boston Baseball Writers.
- 🔥 Averaged 14.09 SO/9.0 IP (83 SO/53.0 IP), the 4th-highest mark among ML relievers.
- 🔥 Recorded 31 saves in 33 chances (93.9%).
- 🔥 Posted a 1.09 ERA (4 ER/33.0 IP) with a .109 opponent AVG (12-for-110) in 33 save chances...Had a 7.20 ERA (16 ER/20.0 IP) with a .216 opponent AVG (16-for-74) in 24 non-save chances.
- 🔥 Was 16-for-16 in save chances at Fenway Park.
- 🔥 Made 4 appearances in which he struck out each batter he faced and earned a save...Had 3 SO on 4/13 vs. BAL, 4/16 vs. TOR, and 6/19 vs. SEA and tied his career high with 4 SO in a 1.1-inning save on 9/17 vs. NYY.
- 🔥 Earned his 1st Red Sox save in the club's come-from-behind victory on 4/8 at TOR.
- 🔥 Recorded 0 SO on 4/19 vs. TB, snapping a career-best 27-game streak with at least 1 SO (began 7/30/15).
- 🔥 Named to his 5th All-Star team as AL Manager Ned Yost's selection...Did not participate due to injury.
- 🔥 Was on the disabled list with a left knee medial meniscus tear from 7/9-31, his 1st career DL stint...Had left knee arthroscopy and partial medial meniscotomy surgery performed by Dr. David Altchek on 7/11 at the Hospital for Special Surgery in New York City.
- 🔥 Made 1 rehab appearance for Triple-A Pawtucket on 7/30 vs. Scranton/Wilkes-Barre (0.1 IP, H, HBP).
- 🔥 Was returned from his rehab assignment and activated from the DL on 8/1, earning the save in the Sox' 2-1 victory that night at SEA (1.0 IP, BB, 3 SO).
- 🔥 Made 23 appearances after coming back from knee surgery and posted a 3.15 ERA (7 ER/20.0 IP) with a .106 opponent AVG (7-for-66)...Converted all 14 of his save opportunities in that span.
- 🔥 Recorded the 250th save of his career on 9/11 at TOR...Became the 35th pitcher in ML history to reach that many saves...Did so in his 275th opportunity.
- 🔥 Earned his 30th save of the year on 9/24 at TB, marking his 6th consecutive season with 30+ saves.
- 🔥 Ended the season converting each of his final 19 save chances...At season's end, was the 2nd-longest active save streak behind BAL's Zach Britton.

POSTSEASON: Retired all 4 batters faced in the post-season (3 SO), appearing in Games 2 and 3 of the ALDS.

Craig Kimbrel, Continued

KIMBREL'S RANKINGS AMONG RELIEVERS IN 2017

| Stat | ML Rank |
|-----------------|-------------------|
| 16.43 SO/9.0 IP | 1st |
| 0.68 WHIP | 1st |
| 1.43 ERA | 2nd (1st in AL) |
| .140 opp. AVG | 3rd (2nd in AL) |
| 126 SO | T-1st (1st in AL) |

2015: Posted a 2.58 ERA (17 ER/59.1 IP) and recorded 39 saves in 61 appearances, all for SD... Began the year in the ATL organization, but was traded to SD as part of a 6-player deal on 4/5.

👉 Among NL relievers, finished 3rd in SO/9.0 IP (13.2), 4th in saves, T-4th in SO (87), 7th in opponent AVG (.185), and 9th in save percentage (90.7).

👉 Was traded from ATL to SD along with OF Melvin Upton Jr. in exchange for OFs Cameron Maybin, Carlos Quentin, and Jordan Paroubeck, and RHP Matt Wisler on 4/5, the day before the season opener.

👉 Made Padres debut on 4/7 at LAD, throwing a scoreless 9th inning in the club's 7-3 victory.

👉 In 44 appearances from 5/20 through the remainder of the season, posted a 1.44 ERA (7 ER/43.2 IP) with a .155 opponent AVG (24-for-155).

👉 Recorded the 200th save of his ML career in what was his 318th career ML appearance, 6/8 vs. ATL... Was the fewest games to reach 200 saves by any pitcher in ML history, besting Jonathan Papelbon (359 games), the previous record holder, by 41 games.

👉 Became the 2nd-youngest pitcher to record 200 saves in ML history at 27 years and 11 days old, trailing only Francisco Rodriguez (26 years, 239 days old).

👉 Recorded at least 1 SO in 21 consecutive games from 5/2-6/26 (34 SO in 20.1 IP)...Ended the season with a SO in each of his final 20 games.

👉 Converted a save in 14 consecutive appearances from 6/18-7/30...Saved 11 of the Padres' 13 wins in July.

2014: Won the inaugural Trevor Hoffman National League Reliever of the Year Award after recording an NL-leading 47 saves for ATL.

👉 Selected to the NL All-Star squad for the 4th consecutive year...Threw the 7th inning of the Midsummer Classic, striking out 3 of 4 batters faced on 7/15 at MIN.

👉 Finished 2nd in the majors in saves to SEA's Fernando Rodney (48)...Was his 4th straight year with 40+ saves.

👉 Led NL relievers in saves and ranked 2nd in opponent AVG (.142), 3rd in ERA (1.61), SO/9.0 IP (13.86), and save percentage (92.2), 4th in SO (95), and 9th in WHIP (0.91).

👉 Earned the 150th save of his career on 5/18 at STL at 25 years and 355 days old, becoming the youngest pitcher in ML history to do so.

👉 Broke the Braves' franchise record with his 155th career save on 6/6 at ARI, passing Hall of Famer John Smoltz's previous record of 154.

👉 Converted his final 26 save chances beginning 6/24, the longest save streak for an ML reliever on the year...Over that 32-game span, posted a 0.84 ERA (3 ER/32.1 IP) and a .131 opponent AVG (14-for-107).

👉 Signed a 4-year contract through the 2017 season with a club option for 2018 on 2/16/14.

KIMBREL'S RANKINGS AMONG RELIEVERS, 2011-17

| Stat | ML Rank |
|-------------------|---------|
| 290 saves | 1st |
| 1.86 ERA | 2nd |
| 732 SO | 1st |
| 14.65 SO/9.0 IP | 2nd |
| .156 opponent AVG | 1st |
| .476 opponent OPS | 1st |

Min. 300.0 IP in relief

2013: Finished 4th in NL Cy Young Award voting after posting a 1.21 ERA with 50 saves (both league bests) in 68 games for the NL East Division Champion Braves...Named an NL All-Star.

👉 Among NL relievers, ranked 1st in saves and ERA, 3rd in SO/9.0 IP (13.2), 4th in SO (98), WHIP (0.88), and save percentage (92.6), and 5th in opponent AVG (.166).

👉 Earned 39 total points in NL Cy Young Award voting, including four 2nd-place votes.

👉 His 50 saves were a career high and were tied for the ML lead with BAL's Jim Johnson.

👉 Became the youngest player in MLB (25 years old) to record 50 saves in a season when he did so on 9/27 vs. PHI...Joined Hall of Famer John Smoltz (55 in 2002) as the only Braves to record 50+ saves in a single year.

👉 Recorded his 100th career save on 5/9 at SF and became the 2nd-youngest pitcher to do so in ML history.

👉 With his 40th save on 8/21 at NYM, became the 1st pitcher ever with 40+ saves in each of his first 3 years.

👉 Named MLB's Delivery Man of the Month for August.

👉 Converted a career-best 37 straight saves from 5/9-9/14...Posted a 0.38 ERA (2 ER/47.1 IP) in that span...Recorded a save in 15 straight appearances from 7/9-8/14.

👉 Allowed 1 run on 3 hits in 1.0 IP in the All-Star Game on 7/16 at NYM.

👉 Prior to the season, appeared in 4 games of the 2013 World Baseball Classic for Team USA.

POSTSEASON: Appeared in only 1 game for the Braves in their 3-games-to-1 NLDS defeat to LAD... Pitched 1.1 innings to earn the save in the Braves' lone victory in Game 2, 10/4 vs. LAD.

2012: Placed 5th in NL Cy Young voting and 8th in NL MVP voting after going 3-1 with a 1.01 ERA, 42 saves, and 116 SO in 63 appearances for ATL... Named to his 2nd consecutive All-Star team.

👉 Earned 41 total points in NL Cy Young Award voting (one 1st-place vote)...Finished 8th in NL MVP voting, the highest total for any pitcher on the ballot, getting 73 total points and one 2nd-place vote.

👉 Led ML relievers in WHIP (0.65), opponent AVG (.126), and SO/9.0 IP (16.7)...Led NL relievers in ERA and saves (tied).

👉 107 of his final 170 outs were via SO, including 91 of his final 141 beginning 5/20 (also had 2 SO/WP).

👉 Became just the 2nd Brave to post two 40-save seasons, joining John Smoltz (3 times, 2002-04).

**KNOWN IMMACULATE INNINGS,
RED SOX HISTORY**

| Pitcher | Game | Inning |
|----------------------|-----------------------|------------|
| Pedro Martinez | 5/18/02 vs. SEA | 1st |
| Clay Buchholz | 8/16/12 at BAL | 6th |
| Craig Kimbrel | 5/11/17 at MIL | 9th |
| Rick Porcello | 8/9/17 at TB | 5th |

👉 Set several ML records (min. 60.0 IP): his 16.7 SO/9.0 IP ratio (116 SO/62.2 IP) was the highest in ML history; his .126 opponent AVG (27-for-215) was the lowest since 1900; and his .358 opponent OPS was the lowest in the expansion era (since 1961).

👉 Struck out both batters faced (7 total pitches) in the All-Star Game on 7/10 at KC (Asdrubal Cabrera & Ian Kinsler).

👉 Named MLB Delivery Man of the Month for September.

POSTSEASON: Threw a perfect 9th inning in ATL's 6-3 loss in the NL Wild Card Game on 10/5 vs. STL.

2011: Was unanimously selected as NL Rookie of the Year by the BBWAA after earning 46 saves with a 2.10 ERA in a career-high 79 games.

👉 Received all 32 first-place votes to become the 10th unanimous winner in the history of NL Jackie Robinson Rookie of the Year Award voting...Became the 6th relief pitcher (and the 7th Atlanta Brave) to win the award.

👉 Named *The Sporting News* NL Rookie of the Year... Also chosen to its NL All-Star team.

👉 Named Atlanta's "Professional Athlete of the Year" for 2011 by the Atlanta Sports Council.

👉 Named to his 1st All-Star Game when added to the NL roster on 7/10 in place of SF's Matt Cain...Earned a hold in the game on 7/12 at ARI.

👉 Tied for 1st in the NL in saves with MIL's John Axford and ranked T-2nd in MLB behind DET's Jose Valverde (49).

👉 Led ML relievers with 127 SO.

👉 Ranked 2nd among NL relievers in SO/9.0 IP (14.8), T-2nd in games, and 8th in ERA and opponent AVG (.178).

👉 Posted a career-best 37.2-inning scoreless streak that spanned 38 appearances from 6/14-9/8...Was the longest scoreless streak since Orel Hershiser's ML-record 59.1-IP run in 1988.

👉 His save on 7/9 at PHI was his 28th of the year, extending his own record for most saves for a ML rookie before the All-Star break (since saves became an official stat in 1969)...Set that mark with his 17th save on 6/3 at NYM.

👉 Recorded his 41st save of the season on 8/31 vs. WSH, passing TEX's Neftalí Feliz (40 in 2010) for the most ever by a ML rookie.

👉 Named NL Rookie of the Month for June and August... Tabbed MLB Delivery Man of the Month for August.

2010: Spent most of the season with Triple-A Gwinnett, but made his ML debut with ATL, appearing in 21 games over 4 big league stints.

👉 Made his ML debut on 5/7 at PHI (1.0 IP, 2 SO).

👉 Averaged 17.4 SO/9.0 IP (40 SO/20.2 IP) at the ML level.

👉 Struck out 3 of the 4 batters he faced to earn his 1st ML save on 9/19 at NYM.

👉 Allowed his only ER of the season with ATL in his 3rd appearance, 5/15 vs. ARI...Allowed only 1 run (0 ER) in 18.1 IP over his final 18 games of the season.

**LOWEST ERA AS A RELIEF
PITCHER, MLB HISTORY**

| Rk. | Pitcher | ERA |
|-----|----------------------|-------------|
| 1. | Craig Kimbrel | 1.80 |
| 2. | Mariano Rivera | 2.06 |
| 3. | Kenley Jansen | 2.08 |
| 4. | Aroldis Chapman | 2.21 |
| 5. | Billy Wagner | 2.31 |

Min. 400.0 IP in relief

👉 Earned his 1st ML win on 5/20 vs. CIN as the Braves overcame a 6-run deficit in the bottom of the 9th inning.

👉 Rated ATL's No. 5 prospect after the season by *Baseball America*.

POSTSEASON: Appeared in all 4 games of the NLDS vs. SF...In Game 2, ATL's only win, threw 2.0 scoreless innings with 4 SO...Took the loss in Game 3 at Turner Field, charged with 2 R (1 ER) in 0.2 IP...Threw a scoreless 9th inning in Game 4 in Atlanta.

2009: Received the Phil Niekro Award, given to the top pitcher in ATL's minor league system.

👉 Pitched for 4 ATL affiliates: Short-A Rome, High-A Myrtle Beach, Double-A Mississippi, and Triple-A Gwinnett.

👉 Converted all 18 save opportunities.

👉 Struck out 103 batters in 60.0 IP...His 15.5 SO/9.0 IP ratio was 2nd among all minor league relievers.

👉 Named Rome's Pitcher of the Month for May.

👉 Rated ATL's No. 5 prospect after the season by *Baseball America*...Publication also rated him as having the best fastball in the Carolina League.

👉 Made 11 appearances for Peoria in the Arizona Fall League...Named an AFL Rising Star by *Baseball America*.

2008: In his 1st professional season, combined to go 3-2 with 10 saves, a 0.51 ERA and 56 SO between Rookie-level Danville, Short-A Rome, and High-A Myrtle Beach.

👉 Following the season, was rated by *Baseball America* as having the best fastball and as the No. 10 prospect in the ATL organization.

👉 Named Rome's Pitcher of the Month for August.

Personal

👉 Full name is Craig Michael Kimbrel.

👉 Signed by Brian Bridges (Braves).

👉 Married to Ashley...The couple had their 1st child, Lydia Joy, in November 2017.

👉 Attended Wallace State (AL) Community College... Graduated from Lee High School in Huntsville, AL.

In the Community

👉 Along with his wife, Ashley, used to serve on the Executive Advisory Board of Curing Kids Cancer...The Kimbrels still donate to the organization.

👉 Participated in Red Sox Winter Weekend in January 2017, posing for pictures with fans, signing autographs, and taking part in a kids press conference.

👉 Participated in the Red Sox Holiday Caravan in December 2015, visiting Shriners Hospital and Mass-General Hospital for Children.

👉 Interacted with Red Sox fans at the 2015 Christmas at Fenway event at Fenway Park.

Craig Kimbrel

Craig Kimbrel, Continued

Craig Kimbrel's Career Record

| YEAR | CLUB | W-L | ERA | G | GS | CG | SHO | SV | IP | H | R | ER | HR | HB | BB | SO | WP | BK |
|----------------------------|--------------|--------------|-------------|------------|----------|----------|----------|------------|--------------|------------|------------|-----------|-----------|-----------|------------|------------|-----------|----------|
| 2008 | Danville | 1-2 | 0.47 | 12 | 0 | 0 | 0 | 6 | 19.0 | 5 | 4 | 1 | 0 | 3 | 10 | 27 | 4 | 0 |
| | Rome | 2-0 | 0.71 | 10 | 0 | 0 | 0 | 4 | 12.2 | 6 | 1 | 1 | 0 | 0 | 4 | 26 | 0 | 0 |
| | Myrtle Beach | 2-0 | 0.00 | 2 | 0 | 0 | 0 | 0 | 3.2 | 5 | 0 | 0 | 0 | 0 | 1 | 3 | 0 | 0 |
| 2009 | Rome | 0-0 | 0.90 | 16 | 0 | 0 | 0 | 10 | 20.0 | 9 | 2 | 2 | 0 | 1 | 6 | 38 | 0 | 0 |
| | Myrtle Beach | 0-2 | 5.47 | 19 | 0 | 0 | 0 | 2 | 26.1 | 18 | 19 | 16 | 2 | 1 | 28 | 45 | 8 | 1 |
| | Mississippi | 2-1 | 0.77 | 12 | 0 | 0 | 0 | 6 | 11.2 | 3 | 1 | 1 | 0 | 1 | 7 | 17 | 1 | 0 |
| 2010 | Gwinnett | 0-0 | 0.00 | 2 | 0 | 0 | 0 | 0 | 2.0 | 0 | 0 | 0 | 0 | 0 | 4 | 3 | 1 | 0 |
| | Gwinnett | 3-2 | 1.62 | 48 | 0 | 0 | 0 | 23 | 55.2 | 28 | 13 | 10 | 3 | 4 | 35 | 83 | 8 | 1 |
| | ATLANTA | 4-0 | 0.44 | 21 | 0 | 0 | 0 | 1 | 20.2 | 9 | 2 | 1 | 0 | 0 | 16 | 40 | 4 | 0 |
| 2011 | ATLANTA | 4-3 | 2.10 | 79 | 0 | 0 | 0 | 46 | 77.0 | 48 | 19 | 18 | 3 | 1 | 32 | 127 | 4 | 0 |
| | ATLANTA | 3-1 | 1.01 | 63 | 0 | 0 | 0 | 42 | 62.2 | 27 | 7 | 7 | 3 | 2 | 14 | 116 | 5 | 0 |
| 2013 | ATLANTA | 4-3 | 1.21 | 68 | 0 | 0 | 0 | 50 | 67.0 | 39 | 10 | 9 | 4 | 3 | 20 | 98 | 3 | 0 |
| 2014 | ATLANTA | 0-3 | 1.61 | 63 | 0 | 0 | 0 | 47 | 61.2 | 30 | 13 | 11 | 2 | 2 | 26 | 95 | 6 | 0 |
| 2015 | SAN DIEGO | 4-2 | 2.58 | 61 | 0 | 0 | 0 | 39 | 59.1 | 40 | 19 | 17 | 6 | 1 | 22 | 87 | 4 | 0 |
| 2016 | BOSTON | 2-6 | 3.40 | 57 | 0 | 0 | 0 | 31 | 53.0 | 28 | 22 | 20 | 4 | 4 | 30 | 83 | 6 | 0 |
| | Pawtucket | 0-0 | 0.00 | 1 | 1 | 0 | 0 | 0 | 0.1 | 1 | 0 | 0 | 0 | 0 | 1 | 0 | 0 | 0 |
| 2017 | BOSTON | 5-0 | 1.43 | 67 | 0 | 0 | 0 | 35 | 69.0 | 33 | 11 | 11 | 6 | 4 | 14 | 126 | 5 | 0 |
| Major League Totals | | 26-18 | 1.80 | 479 | 0 | 0 | 0 | 291 | 470.1 | 254 | 103 | 94 | 28 | 17 | 174 | 772 | 37 | 0 |
| Minor League Totals | | 8-7 | 1.84 | 122 | 1 | 0 | 0 | 51 | 151.1 | 75 | 40 | 31 | 5 | 11 | 95 | 242 | 22 | 2 |
| Red Sox Totals | | 7-6 | 2.29 | 124 | 0 | 0 | 0 | 66 | 122.0 | 61 | 33 | 31 | 10 | 8 | 44 | 209 | 11 | 0 |

2018
Red Sox

- 2008 Selected by the Atlanta Braves in the 33rd round of the June Draft (did not sign)
- 2010 Signed by the Atlanta Braves as a 3rd-round selection in the June Draft
- 2015 Acquired by the San Diego Padres along with OF Melvin Upton Jr. in exchange for OF Cameron Maybin, OF Carlos Quentin, OF Jordan Paroubeck, and RHP Matt Wisler, 4/5
- 2015 Acquired by the Boston Red Sox in exchange for OF Manuel Margot, INF Javier Guerra, INF Carlos Asuaje, and LHP Logan Allen, 11/13
- 2016 On disabled list with a left knee medial meniscus tear, 7/9-31

Postseason Record

| W-L | ERA | G | GS | CG | SHO | SV | IP | H | R | ER | HR | HB | BB | SO | WP | BK |
|-----|------|----|----|----|-----|----|------|---|---|----|----|----|----|----|----|----|
| 0-1 | 1.80 | 10 | 0 | 0 | 0 | 1 | 10.0 | 5 | 3 | 2 | 0 | 1 | 4 | 15 | 1 | 0 |

Wild Card Record

| YEAR | CLUB | W-L | ERA | G | GS | CG | SHO | SV | IP | H | R | ER | HR | HB | BB | SO | WP | BK |
|------|-------------|-----|------|---|----|----|-----|----|-----|---|---|----|----|----|----|----|----|----|
| 2012 | ATL vs. STL | 0-0 | 0.00 | 1 | 0 | 0 | 0 | 0 | 1.0 | 0 | 0 | 0 | 0 | 0 | 0 | 1 | 0 | 0 |

Division Series Record

| YEAR | CLUB | W-L | ERA | G | GS | CG | SHO | SV | IP | H | R | ER | HR | HB | BB | SO | WP | BK |
|-------------------------------|-------------|------------|-------------|----------|----------|----------|----------|----------|------------|----------|----------|----------|----------|----------|----------|-----------|----------|----------|
| 2010 | ATL vs. SF | 0-1 | 2.08 | 4 | 0 | 0 | 0 | 0 | 4.1 | 1 | 2 | 1 | 0 | 0 | 1 | 7 | 0 | 0 |
| 2013 | ATL vs. LAD | 0-0 | 0.00 | 1 | 0 | 0 | 0 | 1 | 1.1 | 0 | 0 | 0 | 0 | 0 | 2 | 2 | 0 | 0 |
| 2016 | BOS vs. CLE | 0-0 | 0.00 | 2 | 0 | 0 | 0 | 0 | 1.1 | 0 | 0 | 0 | 0 | 0 | 0 | 3 | 0 | 0 |
| 2017 | BOS vs. HOU | 0-0 | 4.50 | 2 | 0 | 0 | 0 | 0 | 2.0 | 4 | 1 | 1 | 0 | 1 | 1 | 2 | 1 | 0 |
| Division Series Totals | | 0-1 | 2.00 | 9 | 0 | 0 | 0 | 1 | 9.0 | 5 | 3 | 2 | 0 | 1 | 4 | 14 | 1 | 0 |

All-Star Game Record

| YEAR | CLUB | W-L | ERA | G | GS | CG | SHO | SV | IP | H | R | ER | HR | HB | BB | SO | WP | BK |
|-----------------------------|-----------|------------|-------------|----------|----------|----------|----------|----------|------------|----------|----------|----------|----------|----------|----------|----------|----------|----------|
| 2011 | NL at ARI | 0-0 | 0.00 | 1 | 0 | 0 | 0 | 0 | 0.1 | 0 | 0 | 0 | 0 | 0 | 1 | 0 | 0 | 0 |
| 2012 | NL at KC | 0-0 | 0.00 | 1 | 0 | 0 | 0 | 0 | 0.2 | 0 | 0 | 0 | 0 | 0 | 0 | 2 | 0 | 0 |
| 2013 | NL at NYM | 0-0 | 9.00 | 1 | 0 | 0 | 0 | 0 | 1.0 | 3 | 1 | 1 | 0 | 0 | 0 | 1 | 1 | 0 |
| 2014 | NL at MIN | 0-0 | 0.00 | 1 | 0 | 0 | 0 | 0 | 1.0 | 0 | 0 | 0 | 0 | 0 | 0 | 3 | 0 | 0 |
| 2016 | AL at SD | | | | | | | | | | | | | | | | | |
| 2017 | AL at MIA | 1-0 | 0.00 | 1 | 0 | 0 | 0 | 0 | 1.0 | 0 | 0 | 0 | 0 | 0 | 2 | 2 | 0 | 0 |
| All-Star Game Totals | | 1-0 | 2.25 | 5 | 0 | 0 | 0 | 0 | 4.0 | 3 | 1 | 1 | 0 | 0 | 3 | 8 | 1 | 0 |

Selected--Did Not Pitch

Career Fielding Record

| YEAR | CLUB | POS | PCT. | G | GS | PO | A | E | TC | DP |
|----------------------|-----------|----------|-------------|------------|----------|-----------|-----------|----------|-----------|----------|
| 2010 | ATLANTA | P | .000 | 21 | 0 | 0 | 0 | 1 | 1 | 0 |
| 2011 | ATLANTA | P | 1.000 | 79 | 0 | 4 | 7 | 0 | 11 | 0 |
| 2012 | ATLANTA | P | 1.000 | 63 | 0 | 0 | 5 | 0 | 5 | 0 |
| 2013 | ATLANTA | P | 1.000 | 68 | 0 | 3 | 4 | 0 | 7 | 0 |
| 2014 | ATLANTA | P | 1.000 | 63 | 0 | 4 | 6 | 0 | 10 | 0 |
| 2015 | SAN DIEGO | P | .875 | 61 | 0 | 4 | 3 | 1 | 8 | 1 |
| 2016 | BOSTON | P | 1.000 | 57 | 0 | 0 | 2 | 0 | 2 | 0 |
| 2017 | BOSTON | P | 1.000 | 67 | 0 | 6 | 6 | 0 | 12 | 1 |
| Career Totals | | P | .964 | 479 | 0 | 21 | 22 | 2 | 56 | 2 |

Career Single-Game Highs

- INNINGS PITCHED** 2.0, 4 times, last 4/20/17 at TOR
- STRIKEOUTS** 5, 3 times, last 6/6/17 at NYY
- HITS ALLOWED** 4, 5/18/11 at ARI
- RUNS ALLOWED** 4, 2 times, last 9/28/16 at NYY
- WALKS ALLOWED** 4, 8/9/16 vs. NYY
- HOME RUNS ALLOWED** 2, 5/7/13 at CIN
- WINNING STREAK** 5, 4/20/17-present
- EJECTIONS** None
- SCORELESS INNINGS STREAK** 37.2, 6/14-9/8/11

3 SANDY LEON CATCHER



Bats: Switch • **Throws:** Right • **Height:** 5-10 • **Weight:** 235
Opening Day Age: 29 • **MLB Service:** 3 years, 149 days
Born: 3/13/1989 in Maracaibo, Zulia, VZ
Resides: Maracaibo, Zulia, VZ
Acquired: From Washington in exchange for cash considerations on 3/30/2015
Contract Status: Signed through 2018

Career Highlights

- Entering his 12th professional season, his 4th in the Red Sox organization.

- Originally signed with the Nationals on 1/17/07 after participating in a private workout in his native Venezuela in front of General Manager Mike Rizzo.

- Has made 203 starts at catcher between the Nationals (2012-14) and Red Sox (2015-17), with his teams going 113-90 (.557) in those games.

- Since the 2016 All-Star break, has started 132 of the Sox' 237 games at catcher (55.7%).

- Has a 3.54 catcher's ERA, the 6th-lowest mark among active backstops with at least 1,500 innings caught.

- His 3.41 catcher's ERA in 2017 was the lowest by a qualifying Red Sox catcher since at least 1987.

- Has thrown out 44 of 114 (38.6%) potential base stealers in the majors, the 3rd-best mark among active catchers (min. 100 G).

- Since the start of 2015, has caught 14 of the Red Sox' 26 team shutouts (53.8%), despite starting only 177 of 486 team games (36.4%).

- In his ML career, has hit .263 with a .744 OPS vs. LHP (54-for-205, 6 HR), and .235 with a .638 OPS vs. RHP (124-for-527, 9 HR).

- Is the only player in Red Sox history to record a hit in each of his first 5 plate appearances of a season (2016).

- Named by *Baseball America* as the best defensive catcher in the Nationals' farm system following the 2008, 2009, 2011, and 2012 seasons.

- Has played 6 seasons in the Venezuelan Winter League for Zulia (2010-14) and Aragua (2015).

2017: Played a career-high 85 games with the Red Sox (77 starts), batting .225 (61-for-271) with 32 runs, 14 2B, and 7 HR...Also set career highs with 39 RBI and 25 BB.

- Ranked 3rd in MLB with a 3.41 catcher's ERA, the lowest by a Red Sox catcher since at least 1987.

- Caught 7 of the Red Sox' 11 team shutouts.

- Threw out 16 of 47 attempted base stealers (34.0%).

- Had 5 game-winning RBI.

- 5 of his 7 go-ahead RBI came in the 6th inning or later, including 1 in the 12th inning (4/5 vs. PIT, 3-run walk-off HR) and 1 in the 13th (7/25 at SEA, single).

- The Sox won 5 of his 6 games with a HR and went 16-8 when he drove in a run...Went 11-1 in his multi-hit games and 9-1 in his games with multiple RBI.

- 6 of his 7 HR came in the 6th inning or later, including a team-leading 4 as late as the 8th inning.

- Hit .280 (7-for-25, 2 HR) with RISP and 2 outs.

EXTRA SPECIAL

Sandy Leon recorded his 1st career walk-off RBI in the Sox' 3-0 win vs. PIT on 4/5/17 (12 inn.), when he hit a 3-run HR after catching all 12 innings.

- Elias notes that Leon is the only Red Sox catcher ever to hit a walk-off HR in a shutout victory.

- Elias also notes that before Leon, the last player to hit a walk-off HR in the 12th inning or later of a shutout win after having caught the entire game was STL's Del Rice on 4/30/50 vs. CHC.

- It was the 1st walk-off HR by a Red Sox catcher since Jason Varitek on 5/11/05 vs. OAK and the latest by a BOS catcher since Jim Pagliaroni on 6/18/61 vs. WSH (G2, 13th inning).

- Only 3 other Red Sox have hit an extra-inning, walk-off HR to end a shutout win: Carroll Hardy (1962), Rico Petrocelli (1971), and Dave Stapleton (1980).

- In 14 extra-inning PA, went 5-for-11 (.455) with 2 runs, 2B, HR, 4 RBI.

- Hit safely from each side of the plate in each of the Sox' first 2 games of the season...The last Sox catcher with multiple hits in each of the team's first 2 games was Sammy White in 1954.

- Caught the first 3 runners attempting to steal over his first 4 games of the season.

- From 5/6-7 at MIN, went 5-for-9 (.556) with 3 HR...Marked his 1st time hitting 3 HR over a 2-game period.

- Recorded his 1st career multi-HR game on 5/7 at MIN, tying a career high with 4 RBI (3rd time).

- Through 5/13, was hitting .400 (8-for-20) with 2 XBH and a 1.055 OPS from the right side.

- Hit safely in 10 of 11 games with a PA from 6/9-7/1, going 14-for-39 (.359) with 8 R, 3 2B, HR, and 7 RBI.

- Scored at least 1 run in a career-high 6 straight games from 6/20-7/3 (7 total runs).

- From 7/25-8/25, drove in 13 runs over 15 games, including 4 multi-RBI efforts.

- Hit his 7th HR of the season on 9/26 vs. TOR, tying his career high set in 2016.

POSTSEASON: Caught Games 1 and 3 of the ALDS vs. HOU, going 2-for-4 with an RBI in each game.

- Was the 1st Red Sox catcher to record multiple hits and at least 1 RBI in consecutive postseason games since Carlton Fisk in 1975 (ALCS Games 2 & 3).

- Caught the only runner who attempted to steal against him (Derek Fisher in Game 1).

Sandy Leon, Continued

2016: Began his 2nd year in the BOS organization with Triple-A Pawtucket, but served as the ML club's primary catcher beginning in June.

- Received the Unsung Hero Award from the Boston Baseball Writers.

- Played in more games and recorded more hits, doubles, HR, RBI, BB, and runs scored than he did in his first 4 ML seasons combined.

- His .310 AVG (78-for-252) was the highest by a Sox catcher (min. 250 AB) since Carlton Fisk hit .315 in 1977.

- Was batting .356 with a .967 OPS at the end of play on 9/12.

- Among switch-hitters with at least 250 AB, ranked 2nd in AVG and 3rd in OPS (.845).

- Posted a .373/.450/.612 batting line vs. LHP (25-for-67, 4 2B, 4 HR)...Hit .313 with RISP (21-for-67), .330 with 2 outs (30-for-91), and .325 at home (40-for-123)...Batted .440 when hitting 9th (22-for-50, 7 2B, HR).

- Recorded a 3.90 catcher's ERA...Threw out 13 of 33 (39.4%) attempted base stealers...Had the 2nd-highest fielding percentage among catchers with at least 500 total chances (.998; 1 E/597 TC).

- Caught 3 team shutouts, each of which was started by a different pitcher: 7/10 vs. TB (Price), 7/19 vs. SF (Porcello), and 8/5 at LAD (Wright).

- Selected to the ML roster from Pawtucket on 6/5 and spent the remainder of the season with BOS.

- According to Elias, became the 1st player in Red Sox history to record a hit in each of his first 5 plate appearances of a season.

- Recorded a pinch-hit, 10th-inning double in his 1st plate appearance of the season on 6/7 at SF, then collected a hit in each of his first 4 PA on 6/11 at MIN before drawing a walk in his 5th.

- Elias also notes that Leon became the 1st Red Sox to reach base via hit, BB, or HBP in each of his first 6 PA of a season since Ted Cox in 1977 (first 7).

- Began the season 20-for-40...According to Elias, became the first Red Sox with 20+ hits in his first 40 AB of a season since David Ortiz in 2013 (also 20-for-40).

- Went 4-for-5 with 3 2B on 7/4 vs. TEX...Was the first Red Sox catcher with 3+ doubles in a game since Jason Varitek on 5/12/02 at SEA (3).

- Went 25-for-55 (.455) in 19 games (13 starts) in the season's 1st half, the highest AVG ever for a major leaguer at the All-Star break (min. 50 AB).

- Homered in 6 of his first 25 games after the break.

- Went 2-for-4 with a HR and 4 RBI in the Sox' 5-2 win at NYY on 7/16...Also had a HR and 4 RBI on 8/5 at LAD.

- Began the season with Pawtucket...Made 29 starts, throwing out 9 of 17 (53%) attempted base stealers.

POSTSEASON: Started each of the Red Sox' 3 ALDS games at catcher.

- Hit a solo HR in Game 1 at CLE, his first ever post-season game...Became the 1st Red Sox catcher ever to homer in his 1st career playoff game.

- Threw out 1 of 2 attempted base stealers in the series.

HIGHEST CAUGHT STEALING %, ACTIVE CATCHERS (MIN. 100 G)

| Player | SB | CS | CS% |
|-------------------|-----------|-----------|-------------|
| Christian Vázquez | 58 | 42 | 42.0 |
| Roberto Pérez | 69 | 45 | 39.5 |
| Sandy Leon | 70 | 44 | 38.6 |
| Yadier Molina | 464 | 279 | 37.6 |

2015: Made 33 starts at catcher in his 1st season with the Red Sox...Also appeared in 26 games with Triple-A Pawtucket.

- Named to 1st career Opening Day roster after being acquired from WSH for cash considerations on 3/30.

- Played in 33 ML games (28 starts) before being designated for assignment on 7/20...Outrighted to Triple-A on 7/30.

- Selected back to the ML roster on 9/1 and made 8 more appearances (5 starts).

- Led the majors by throwing out 50% (10 of 20) of attempted base stealers (min. 20 SBA)...Posted a 3.47 catcher's ERA with BOS, 2nd best among AL catchers (min. 300.0 innings caught).

- Caught 4 of the Sox' 10 shutouts in only 33 starts...Caught all 13 innings of the Sox' 2-0 win on 9/13 at TB.

- Red Sox pitchers gave up only 9 runs in 47.0 innings during his second ML stint of the year (1.72 ERA).

- Caught all 4 of Rich Hill's starts (1.55 ERA).

- Entered the game on 4/12 at NYY as a defensive replacement at 3B in the 8th inning, his only appearance at a position other than catcher in the majors or minors.

- Following the season, appeared in 33 games for Aragua in the Venezuelan Winter League...Also went 20-for-65 (.308) with a .416 OBP in 20 postseason games.

- Played in 6 games for Venezuela in the Caribbean Series, going 3-for-3 with 2 CCS against Mexico in the finals on 2/7.

2014: Appeared in 20 games (17 starts) over 4 stints with the Nationals...Spent most of the season with Triple-A Syracuse.

- Threw out 5 of 8 (63%) potential base stealers with WSH and caught 12 of 21 (57%) with Syracuse.

- Was set to begin the season with Double-A Harrisburg, but was summoned to WSH on 4/2 after Wilson Ramos injured his left hand on Opening Day.

- Hit .182 (8-for-44) in 13 games before being optioned to Syracuse on 5/16.

- Hit his 1st ML home run on 4/14 at MIA, a 2-run shot off RHP Kevin Slowey.

- Played in 46 games for Aguilas del Zulia of the Venezuelan Winter League.

2013: Spent 1st full season at Double-A with WSH's Harrisburg affiliate...Was a September call-up to the Nationals, appearing in 2 games.

- Following the season, played for Zulia in the Venezuelan Winter League, batting .353 (42-for-119) in 38 games.

2012: Saw 1st Triple-A and ML experience in 6th pro season...WSH went 7-2 in his 9 starts.

- 👉 Made ML debut on 5/14 vs. SD, but suffered a high right ankle sprain in a 4th-inning home plate collision with Chase Headley...On the DL from 5/15-7/2.
- 👉 Notched 1st ML hit on 7/19 vs. NYM, a 7th-inning single off eventual Cy Young Award winner R.A. Dickey.
- 👉 On 7/27 at MIL, gunned down Jonathan Lucroy to register the 1st caught stealing of his ML career.
- 👉 Combined to hit .322 (65-for-202) in 64 minor league games between Short-A Auburn (rehab), Double-A Harrisburg, and Triple-A Syracuse...Also played 32 games for Zulia in the Venezuelan Winter League.
- 👉 Following the season, ranked by *Baseball America* as the best defensive catcher in the Nationals system.

2011: Spent entire season with High-A Potomac and named a Carolina League postseason All-Star.

- 👉 Threw out 53% (60 of 113) of attempted base stealers, the best mark in the CL...Also topped the CL with 104 appearances at catcher.
- 👉 Hit .286 (4-for-14) in 5 playoff games for the P-Nats.
- 👉 After the season, tabbed the best defensive catcher in WSH's farm system and in the CL by *Baseball America*.
- 👉 Played for Zulia in the Venezuelan Winter League, appearing in 14 games (11 at catcher).

2010: Returned to Single-A Hagerstown and named a South Atlantic League mid-season All-Star...Topped SAL catchers in caught stealing percentage (51%, 61 of 119).

- 👉 Made Venezuelan Winter League debut, playing 2 games for Zulia.

2009: Played for both Single-A Hagerstown and Short-A Vermont...Began the year with 23 games for the Suns before the start of the New York-Penn League season.

- 👉 Hit his 1st pro HR on 8/23 at Tri-City.
 - 👉 Following the season, named the best defensive catcher in the Nationals system by *Baseball America*.
- 2008: Returned for a 2nd season with the Rookie-level Gulf Coast League Nationals.**
- 👉 Went 2-for-6 with a pair of doubles in the playoffs as the Nationals lost the GCL Championship series.
 - 👉 Following the season, ranked as the best defensive catcher in the Nationals system by *Baseball America*.

2007: Made pro debut with the Rookie-level Gulf Coast League Nationals.

Personal

- 👉 Full name is Sandy David (Balan) Leon...Last name pronounced "lay-OHN."
- 👉 Married his wife, Liliana, in February 2016...They had their 1st child, Noah, in November 2017.
- 👉 Signed by Mike Rizzo and Dana Brown (Nationals).

In the Community

- 👉 Has been active with the Red Sox Novatos program, which donates tickets to children and allows them to meet with Spanish-speaking players before games at Fenway Park.
- 👉 Has also taken part in a Red Sox Kids Camp and a Red Sox Destinations event.
- 👉 In 2015, greeted fans at the gate and posed for selfies before a home game during Fan Appreciation in September.

Sandy Leon's Career Record

| YEAR | CLUB | AVG | G | AB | R | H | 2B | 3B | HR | RBI | SH | SF | HB | BB | SO | SB | CS | E |
|------|----------------------------|-------------|------------|-------------|------------|------------|-----------|-----------|-----------|------------|-----------|-----------|-----------|------------|------------|----------|-----------|-----------|
| 2007 | GCL Nationals | .202 | 31 | 94 | 10 | 19 | 0 | 0 | 0 | 11 | 4 | 0 | 0 | 17 | 15 | 0 | 0 | 3 |
| 2008 | GCL Nationals | .189 | 26 | 74 | 12 | 14 | 1 | 1 | 0 | 11 | 1 | 0 | 2 | 9 | 18 | 1 | 2 | 5 |
| 2009 | Hagerstown | .218 | 23 | 78 | 7 | 17 | 3 | 0 | 0 | 6 | 0 | 0 | 0 | 5 | 21 | 0 | 0 | 3 |
| | Vermont | .247 | 50 | 166 | 16 | 41 | 10 | 1 | 2 | 18 | 1 | 2 | 2 | 24 | 29 | 1 | 1 | 5 |
| 2010 | Hagerstown | .249 | 98 | 325 | 48 | 81 | 10 | 6 | 2 | 36 | 5 | 5 | 0 | 50 | 79 | 3 | 5 | 19 |
| 2011 | Potomac | .251 | 109 | 370 | 36 | 93 | 21 | 1 | 6 | 43 | 9 | 3 | 1 | 33 | 69 | 1 | 3 | 10 |
| 2012 | Auburn | .333 | 5 | 15 | 3 | 5 | 2 | 0 | 0 | 3 | 0 | 0 | 0 | 3 | 2 | 0 | 0 | 0 |
| | Harrisburg | .311 | 40 | 135 | 15 | 42 | 12 | 0 | 1 | 19 | 1 | 2 | 2 | 9 | 16 | 1 | 0 | 3 |
| | Syracuse | .346 | 19 | 52 | 8 | 18 | 5 | 0 | 2 | 4 | 0 | 0 | 0 | 12 | 12 | 0 | 0 | 1 |
| | WASHINGTON | .267 | 12 | 30 | 2 | 8 | 2 | 0 | 0 | 2 | 0 | 0 | 2 | 4 | 11 | 0 | 0 | 1 |
| 2013 | Auburn | .077 | 3 | 13 | 0 | 1 | 0 | 0 | 0 | 0 | 0 | 0 | 0 | 0 | 3 | 0 | 0 | 0 |
| | Harrisburg | .177 | 95 | 310 | 35 | 55 | 12 | 1 | 3 | 26 | 0 | 1 | 3 | 47 | 57 | 0 | 0 | 6 |
| | WASHINGTON | .000 | 2 | 1 | 0 | 0 | 0 | 0 | 0 | 0 | 0 | 0 | 0 | 0 | 1 | 0 | 0 | 0 |
| 2014 | Syracuse | .229 | 51 | 170 | 26 | 39 | 9 | 0 | 5 | 25 | 0 | 0 | 0 | 23 | 36 | 1 | 0 | 0 |
| | WASHINGTON | .156 | 20 | 64 | 7 | 10 | 1 | 0 | 1 | 3 | 0 | 0 | 0 | 6 | 20 | 0 | 0 | 1 |
| 2015 | Pawtucket | .263 | 26 | 99 | 8 | 26 | 4 | 0 | 1 | 13 | 0 | 0 | 2 | 10 | 23 | 0 | 1 | 1 |
| | BOSTON | .184 | 41 | 114 | 8 | 21 | 2 | 0 | 0 | 3 | 6 | 0 | 1 | 7 | 28 | 0 | 1 | 1 |
| 2016 | Pawtucket | .243 | 36 | 115 | 12 | 28 | 3 | 1 | 2 | 13 | 0 | 2 | 2 | 11 | 24 | 0 | 0 | 1 |
| | BOSTON | .310 | 78 | 252 | 36 | 78 | 17 | 2 | 7 | 35 | 4 | 2 | 2 | 23 | 66 | 0 | 0 | 1 |
| 2017 | BOSTON | .225 | 85 | 271 | 32 | 61 | 14 | 0 | 7 | 39 | 1 | 3 | 1 | 25 | 74 | 0 | 1 | 6 |
| | Major League Totals | .243 | 238 | 732 | 85 | 178 | 36 | 2 | 15 | 82 | 11 | 5 | 6 | 65 | 200 | 0 | 1 | 10 |
| | Minor League Totals | .238 | 612 | 2016 | 236 | 479 | 92 | 11 | 24 | 228 | 21 | 15 | 14 | 253 | 404 | 8 | 12 | 57 |
| | Red Sox Totals | .251 | 204 | 637 | 76 | 160 | 33 | 2 | 14 | 77 | 11 | 5 | 4 | 55 | 168 | 0 | 1 | 8 |

- 2007 Signed by the Washington Nationals as a non-drafted free agent, 1/17
- 2012 On disabled list with a high right ankle sprain, 5/15-7/2
- 2015 Acquired by the Boston Red Sox in exchange for cash considerations, 3/30

Sandy Leon, Continued

Additional Batting Statistics

| YEAR | CLUB | OBP | SLG | OPS | TB | GDP |
|----------------------------|------------|-------------|-------------|-------------|------------|-----------|
| 2012 | WASHINGTON | .389 | .333 | .722 | 10 | 1 |
| 2013 | WASHINGTON | .000 | .000 | .000 | 0 | 0 |
| 2014 | WASHINGTON | .229 | .219 | .447 | 14 | 1 |
| 2015 | BOSTON | .238 | .202 | .439 | 23 | 4 |
| 2016 | BOSTON | .369 | .476 | .845 | 120 | 4 |
| 2017 | BOSTON | .290 | .354 | .644 | 96 | 5 |
| Major League Totals | | .308 | .359 | .667 | 263 | 15 |

Division Series Record

| YEAR | CLUB | AVG. | G | AB | R | H | 2B | 3B | HR | RBI | SH | SF | HB | BB | SO | SB | CS | E |
|-------------------------------|-------------|-------------|----------|-----------|----------|----------|----------|----------|----------|----------|----------|----------|----------|----------|----------|----------|----------|----------|
| 2016 | BOS vs. CLE | .100 | 3 | 10 | 1 | 1 | 0 | 0 | 1 | 1 | 0 | 0 | 0 | 1 | 5 | 0 | 0 | 0 |
| 2017 | BOS vs. HOU | .500 | 2 | 8 | 0 | 4 | 0 | 0 | 0 | 2 | 0 | 0 | 0 | 0 | 2 | 0 | 0 | 0 |
| Division Series Totals | | .278 | 5 | 18 | 1 | 5 | 0 | 0 | 1 | 3 | 0 | 0 | 0 | 1 | 7 | 0 | 0 | 0 |

Career Fielding Record

| YEAR | CLUB | POS | PCT. | G | GS | PO | A | E | TC | DP | CCS | SB | CCS% | PB | PKO | INN | ERA |
|----------------------|------------|-----------|-------------|------------|------------|-------------|------------|-----------|-------------|-----------|-----------|-----------|-------------|-----------|----------|---------------|-------------|
| 2012 | WASHINGTON | C | .987 | 12 | 9 | 73 | 5 | 1 | 79 | 1 | 1 | 6 | 14.3 | 3 | 0 | 83.1 | 2.81 |
| 2013 | WASHINGTON | C | 1.000 | 1 | 0 | 2 | 0 | 0 | 2 | 0 | 0 | 0 | - | 0 | 0 | 1.0 | 0.00 |
| 2014 | WASHINGTON | C | .994 | 20 | 17 | 154 | 9 | 1 | 164 | 1 | 4 | 3 | 57.1 | 1 | 0 | 157.0 | 3.27 |
| 2015 | BOSTON | C | .997 | 37 | 33 | 258 | 28 | 1 | 287 | 4 | 10 | 10 | 50.0 | 2 | 1 | 306.0 | 3.47 |
| | | 3B | --- | 1 | 0 | 0 | 0 | 0 | 0 | 0 | 0 | 0 | 0 | 0 | 0 | 0 | 0 |
| 2016 | BOSTON | C | .998 | 74 | 67 | 561 | 35 | 1 | 597 | 6 | 13 | 20 | 39.4 | 7 | 2 | 600.1 | 3.90 |
| 2017 | BOSTON | C | .993 | 84 | 77 | 767 | 42 | 6 | 815 | 2 | 16 | 31 | 34.0 | 7 | 0 | 699.1 | 3.41 |
| Career Totals | | C | .995 | 228 | 203 | 1815 | 119 | 10 | 1944 | 14 | 44 | 70 | 38.6 | 20 | 3 | 1847.0 | 3.54 |
| | | 3B | --- | 1 | 0 | 0 | 0 | 0 | 0 | 0 | 0 | 0 | 0 | 0 | 0 | 0 | 0 |

Career Single-Game Highs

| | |
|-----------------------|----------------------------------|
| HITS | 4, 2 times, last 7/4/16 vs. TEX |
| DOUBLES | 3, 7/4/16 vs. TEX |
| HOME RUNS | 2, 5/7/17 at MIN |
| RBI | 4, 4 times, last 6/23/17 vs. LAA |
| RUNS SCORED | 2, 14 times, last 8/22/17 at CLE |
| WALKS | 3, 6/22/16 vs. CWS |
| STRIKEOUTS | 4, 2 times, last 9/9/17 vs. TB |
| STOLEN BASES | None |
| HITTING STREAK | 5, 6 times, last 6/20-7/1/17 |
| EJECTIONS | None |

Home Run Notes

| | |
|--------------------------------------|--|
| MULTI-HOME RUN GAMES (1) | |
| 2-HOME RUN GAMES (1) | 5/7/17 at MIN |
| LEADOFF HOME RUNS (0) | |
| GRAND SLAMS (0) | |
| PINCH-HIT HOME RUNS (0) | |
| EXTRA-INNING HOME RUNS (1) | 4/5/17 vs. PIT off Antonio Bastardo (12th) |
| GAME-ENDING HOME RUNS (1) | 4/5/17 vs. PIT off Antonio Bastardo (12th) |
| INSIDE-THE-PARK HOME RUNS (0) | |

2018
Red Sox

5 TZU-WEI LIN INF

Bats: Left • **Throws:** Right • **Height:** 5-9 • **Weight:** 183
Opening Day Age: 24 • **MLB Service:** 53 days
Born: 2/15/1994 in Kaohsiung County, Taiwan
Resides: Kaohsiung County, Taiwan
Acquired: Signed as an international free agent, 6/16/2012
Contract Status: Signed through 2018



Career Highlights

🔴 Enters his 7th professional season, all in the Red Sox organization.

🔴 Is ranked by *Baseball America* as the No. 21 prospect in the Red Sox organization.

🔴 Made his ML debut in 2017 before ever having played at the Triple-A level...Played in 25 ML games.

🔴 Is 1 of only 2 Taiwan-born players to appear in a ML game for the Red Sox, joining OF Che-Hsuan Lin (2012).

🔴 Became only the 4th position player born in Taiwan to appear in a ML game.

🔴 Has appeared in 501 minor league games, making 393 starts at SS, 34 at 2B, 30 in CF, and 19 at 3B.

🔴 Has stolen at least 10 bases in each of his last 5 seasons (2013-17).

2017: Made his ML debut with 25 games (15 starts) over 2 stints for the Red Sox, batting .268 (15-for-56) with a .369 OBP...Had never played above the Double-A level prior to his ML debut.

🔴 Was 1 of 5 players—and the only position player—born in Taiwan to appear in a ML game in 2017.

🔴 Became the 2nd Taiwan-born player to appear on a Red Sox ML roster, joining OF Che-Hsuan Lin, who played in 9 games for BOS in 2012.

🔴 Appeared defensively for the Red Sox at 2B (10 G, 3 GS), 3B (9 G, 6 GS), and SS (6 G, 6 GS).

🔴 In ML games he started, hit .306 (15-for-49) with a .404 OBP...Reached base in 12 of his 15 starts.

🔴 Drew 9 BB in 66 ML plate appearances (7.33 PA/BB).

🔴 Wore #73 for BOS before switching to #5 at the All-Star break.

🔴 Also played 83 minor league games between Double-A Portland and Triple-A Pawtucket, batting .267 (80-for-300) with 14 2B, 4 3B, a career-high 7 HR, 28 RBI, and 10 SB.

🔴 In the minors, made 46 starts at SS, 25 in CF, 5 at 2B, and 2 at 3B.

🔴 Hit 7 HR after entering the season with 6 HR over his first 5 minor league seasons.

🔴 Began the season with Portland and scored the game-winning run on Opening Day on 4/7 vs. Reading.

🔴 Hit safely in 15 straight games with an AB from 4/10-5/3, batting .404 with a 1.167 OPS in those games (21-for-52, 4 2B, 3B, 3 HR).

🔴 Homered in 3 of 4 games from 4/23-29.

🔴 Through 5/23, was hitting .341 (28-for-82) with a .956 OPS in 27 games with Portland.

MAJOR LEAGUE POSITION PLAYERS BORN IN TAIWAN

| Player | Clubs | Years | G |
|--------------------|------------|-------------|-----------|
| Chin-lung Hu | LAD/NYM | 2007-11 | 118 |
| Tzu-Wei Lin | BOS | 2017 | 25 |
| Chin-Feng Chen | LAA/LAD | 2002-05 | 19 |
| Che-Hsuan Lin | BOS | 2012 | 9 |

🔴 Reached base 5 times, including 3 XBH, on 6/8 vs. Akron (2 2B, HR, 3 RBI, 2 BB)...Tied the game in the 8th inning with a 3-run HR.

🔴 Went 7-for-10 with 4 XBH in his final 2 games with Portland (6/21-23), going 5-for-5 with a 2B and a 3B on 6/21 at Erie.

🔴 Selected to the ML roster on 6/24 and made his debut that day vs. LAA as a pinch runner in the 9th inning.

🔴 Appeared in the field for the first time on 6/25 vs. LAA, entering in the 8th inning at 3B.

🔴 Made his 1st ML start on 6/26 vs. MIN (3B) and singled off José Berríos in his 1st PA...Became the 8th player—and 4th position player—born in Taiwan to record a hit in a ML game.

🔴 Tripled in his 6th ML game on 6/29 vs. MIN and in his 8th game on 7/2 at TOR...Became the 1st Red Sox player with multiple triples within their first 8 ML games since Johnny Pesky in 1942.

🔴 Reached base a career-high 4 times on 7/4 at TEX, going 3-for-4 with a BB...Also drove in his first 2 career runs and stole his first base.

🔴 Through 10 ML games (6/24-7/4), was hitting .360/.429/.520 (9-for-25, 5 R, 2 3B, 3 BB).

🔴 Recorded 3 hits 3 times in an 8-game span from 7/2-9.

🔴 Optioned to Pawtucket following a doubleheader vs. the Yankees on 7/16.

🔴 Tripled for his first Triple-A hit on 7/19 vs. Toledo...The following day, went 3-for-5 vs. Norfolk (2B, RBI).

🔴 Recalled on 9/2 for his 2nd ML stint and spent the rest of the season with BOS...Went 1-for-3 that day at NYY.

2016: Spent entire season with Double-A Portland...Ranked among team leaders in games (2nd, 108), SB (2nd, 10), AB (3rd, 372), BB (3rd, 34), and 3B (T-3rd, 5).

🔴 Started 59 games at SS, 26 at 2B, 17 at 3B, and 5 in CF.

Tzu-Wei Lin

Tzu-Wei Lin, Continued

2015: Combined with High-A Salem (73 G) and Double-A Portland (46 G) to hit .251 (114-for-454) in 119 games.

👉 Ranked 5th in the Red Sox organization in SB (23).

👉 Following the season, played in 14 games for Arizona Fall League champion Scottsdale.

2014: Ranked 3rd on Single-A Greenville in games (102), BB (54), and SB (tied, 10) in his full-season debut.

2013: Spent season with Short-A Lowell, ranking among team leaders in hits (2nd, 52), 2B (3rd, 9), RBI (T-3rd, 20), total bases (2nd, 68), and BB (2nd, 28).

👉 Named Red Sox Minor League Base Runner of the Month for July.

2012: Made pro debut with the Rookie-level Gulf Coast League Red Sox.

👉 Following the season, ranked by *Baseball America* as the fastest base runner in the Red Sox system and the No. 8 prospect in the GCL.

Personal

👉 Full name is Tzu-Wei Lin (pronounced "ZOO-way").

👉 He and his wife, Kai-Li Jhu, have a daughter, Shin-En Lin (born September 2017).

👉 Signed by Louie Lin, Jon Deeble, and Eddie Romero (Red Sox).

👉 Won tournament MVP honors after hitting .607 in 32 PA over 7 games for Taiwan at the 2010 World Junior Championship.

Tzu-Wei Lin's Career Record

| YEAR | CLUB | AVG | G | AB | R | H | 2B | 3B | HR | RBI | SH | SF | HB | BB | SO | SB | CS | E |
|------|----------------------------|-------------|------------|-------------|------------|------------|-----------|-----------|-----------|------------|-----------|-----------|----------|------------|------------|-----------|-----------|------------|
| 2012 | GCL Red Sox | .255 | 29 | 110 | 21 | 28 | 5 | 1 | 0 | 16 | 1 | 3 | 0 | 16 | 28 | 4 | 2 | 6 |
| 2013 | Lowell | .226 | 60 | 230 | 34 | 52 | 9 | 2 | 1 | 20 | 1 | 1 | 1 | 28 | 59 | 12 | 4 | 21 |
| 2014 | Greenville | .229 | 102 | 402 | 55 | 92 | 22 | 1 | 1 | 42 | 4 | 7 | 0 | 54 | 74 | 10 | 7 | 24 |
| 2015 | Salem | .281 | 73 | 281 | 37 | 79 | 12 | 3 | 2 | 34 | 2 | 2 | 0 | 22 | 32 | 15 | 3 | 13 |
| | Portland | .202 | 46 | 173 | 21 | 35 | 5 | 3 | 0 | 14 | 4 | 1 | 0 | 16 | 27 | 8 | 3 | 11 |
| 2016 | Portland | .223 | 108 | 372 | 39 | 83 | 10 | 5 | 2 | 27 | 4 | 1 | 0 | 34 | 55 | 10 | 7 | 20 |
| 2017 | Portland | .302 | 48 | 159 | 31 | 48 | 9 | 3 | 5 | 19 | 2 | 2 | 1 | 20 | 27 | 8 | 2 | 5 |
| | BOSTON | .268 | 25 | 56 | 7 | 15 | 0 | 2 | 0 | 2 | 1 | 0 | 0 | 9 | 17 | 1 | 1 | 1 |
| | Pawtucket | .227 | 35 | 141 | 12 | 32 | 5 | 1 | 2 | 9 | 2 | 0 | 0 | 11 | 28 | 2 | 4 | 2 |
| | Major League Totals | .268 | 25 | 56 | 7 | 15 | 0 | 2 | 0 | 2 | 1 | 0 | 0 | 9 | 17 | 1 | 1 | 1 |
| | Minor League Totals | .240 | 501 | 1868 | 250 | 449 | 77 | 19 | 13 | 181 | 20 | 17 | 2 | 201 | 330 | 69 | 32 | 102 |

2012 Signed by the Boston Red Sox as an international free agent, 6/16

Additional Batting Statistics

| YEAR | CLUB | OBP | SLG | OPS | TB | GDP |
|------|--------|------|------|------|----|-----|
| 2017 | BOSTON | .369 | .339 | .709 | 19 | 0 |

Career Fielding Record

| YEAR | CLUB | POS | PCT. | G | GS | PO | A | E | TC | DP |
|------|--------|-----|-------|----|----|----|----|---|----|----|
| 2017 | BOSTON | 2B | 1.000 | 10 | 3 | 4 | 12 | 0 | 16 | 3 |
| | | 3B | .917 | 9 | 6 | 1 | 10 | 1 | 12 | 2 |
| | | SS | 1.000 | 6 | 6 | 2 | 16 | 0 | 18 | 2 |

Career Single-Game Highs

| | |
|----------------|--------------------------------|
| HITS | 3, 3 times, last 7/9/17 at TB |
| DOUBLES | None |
| HOME RUNS | None |
| RBI | 2, 7/4/17 at TEX |
| RUNS SCORED | 2, 2 times, last 7/3/17 at TEX |
| WALKS | 2, 7/6/17 at TB |
| STRIKEOUTS | 2, 3 times, last 9/2/17 at NYY |
| STOLEN BASES | 1, 7/4/17 at TEX |
| HITTING STREAK | 1, 8 times, last 9/2/17 at NYY |
| EJECTIONS | None |

Home Run Notes

| |
|-------------------------------|
| MULTI-HOME RUN GAMES (0) |
| LEADOFF HOME RUNS (0) |
| GRAND SLAMS (0) |
| PINCH-HIT HOME RUNS (0) |
| EXTRA-INNING HOME RUNS (0) |
| GAME-ENDING HOME RUNS (0) |
| INSIDE-THE-PARK HOME RUNS (0) |

62 AUSTIN MADDOX

RHP



Bats: Right • **Throws:** Right • **Height:** 6-3 • **Weight:** 256

Opening Day Age: 26 • **MLB Service:** 42 days

Born: 5/13/1991 in Jacksonville, FL

Resides: Jacksonville, FL

Acquired: Selected in the 3rd round of the 2012 June Draft

Contract Status: Signed through 2018

Career Highlights

🔥 Entering his 7th professional season, all in the Red Sox organization.

🔥 Is ranked by *Baseball America* as the No. 19 prospect in the Red Sox organization.

🔥 Made his ML debut in 2017, also appearing on the Red Sox' ALDS roster that season.

🔥 Began his ML career with a 16.1-inning scoreless streak, spanning 13 games in 2017.

🔥 Opponents have hit only .196 (77-for-392) against him between MLB and the Double- and Triple-A levels.

🔥 Moved to the bullpen during the 2013 season after beginning his pro career as a starter.

2017: Made his ML debut after attending spring training as a non-roster invitee with the Red Sox...Appeared in 13 games over 4 stints with the big league club.

🔥 Threw more than 1.0 inning in 7 of his ML outings.

🔥 Held ML batters to a .485 OPS (13-for-65, 2B, HR).

🔥 Faced 42 RHH, holding them to 0 XBH and a .150/.190/.150 batting line (6-for-40, 2 BB, 9 SO).

🔥 Held ML opponents hitless with RISP (0-for-10).

🔥 Recorded a scoreless streak of 16.1 IP, spanning all 13 of his outings...Was the longest scoreless streak by innings to begin a BOS career since Vaughn Eshelman in 1995 (18.0 IP).

🔥 His 16.1-inning scoreless streak was the 3rd-longest by a rookie pitcher in 2017 behind CLE's Tyler Olson (20.0) and PHI's Hoby Milner (16.2).

🔥 Also made 37 appearances between Double-A Portland and Triple-A Pawtucket, posting a 2.92 ERA and a .183 opponent AVG (49.1 IP, 16 ER, 31 H).

🔥 Selected to the active big league roster on 6/15.

🔥 Did not allow a run in his first 12 ML appearances.

🔥 Became the 1st Red Sox pitcher to allow 0 runs and issue 0 BB through their first 8 games with the Red Sox since Mike Myers in 2004 (also 8).

🔥 Made his ML debut on 6/17 at HOU...Pitched the 7th inning and retired all 3 batters faced (Marwin Gonzalez, Jose Altuve, Carlos Correa).

🔥 Recorded his 1st ML strikeout on 6/19 at KC (Alex Gordon, swinging).

🔥 Allowed his only run of the season in his final outing on 9/28 vs. HOU (Brian McCann solo HR in the 6th inning)...Entered with the bases loaded in the 4th and struck out Alex Bregman, then pitched a scoreless 5th.

POSTSEASON: Pitched the 7th inning in Game 1 and in Game 2 of the ALDS at HOU.

MOST CONSECUTIVE SCORELESS APPEARANCES TO BEGIN MLB CAREER, RED SOX HISTORY

| Pitcher | Years | Games |
|----------------------|-------------|-----------|
| Robby Scott | 2016-17 | 14 |
| Austin Maddox | 2017 | 12 |

2016: Went 5-3 with 5 saves and a 3.59 ERA (27 ER/67.2 IP) in 39 appearances (2 GS) across 3 levels of the Red Sox organization.

🔥 Began the season with 13 games at High-A Salem.

🔥 Did not allow a run in his 2 starts, both of which came with Double-A Portland (7.0 total IP).

🔥 Made his Triple-A debut with 3 single-game stints at Pawtucket, allowing 1 ER over 4.2 IP (1.93 ERA).

🔥 Following the season, made 11 appearances for Zulia in the Venezuelan Winter League (8.2 IP).

2015: Made 20 appearances, all in relief, for High-A Salem...Recorded 10 saves, tied for most in the Red Sox organization.

🔥 Allowed 0 ER in 16 of his 20 appearances...Pitched at least 1.0 inning without surrendering a hit 9 times.

2014: Made 10 relief appearances for High-A Salem...Recorded 22 SO and only 3 BB in 21.2 IP.

2013: Appeared in a team-high 33 games (7 GS) for Single-A Greenville.

🔥 Began the season in the starting rotation, but each of his final 22 outings came in relief.

2012: Allowed only 1 run in 8.0 IP between the Rookie-level Gulf Coast League Red Sox and Short-A Lowell in his pro debut.

Personal

🔥 Full name is Austin Dean Maddox.

🔥 Signed by Anthony Turco (Red Sox).

🔥 Pitched for 3 seasons at the University of Florida...Named to the SEC Academic Honor Roll in 2011 and selected as the conference's 2010 Freshman of the Year.

🔥 Named the *Florida Times-Union's* All-1st Coast Baseball Player of the Year at Eagle's View Academy in 2009.

🔥 Selected by TB in the 37th round of the 2009 June Draft, but did not sign.

Austin Maddox, Continued

In the Community

- 👉 Visited patients at several local hospitals as part of the Red Sox Holiday Caravan in December 2017.
- 👉 Also took part in Christmas at Fenway in 2017, signing autographs and posing for pictures with fans.
- 👉 Visited students at Suffolk and Northeastern Universities and St. Patrick's School in Roxbury as part of the Gift of Sox event in December 2017.
- 👉 Interacted with fans at Red Sox Winter Weekend in January 2018, signing autographs and posing for pictures.

Austin Maddox's Career Record

| YEAR | CLUB | W-L | ERA | G | GS | CG | SHO | SV | IP | H | R | ER | HR | HB | BB | SO | WP | BK |
|------|----------------------------|--------------|-------------|------------|-----------|----------|----------|-----------|--------------|------------|------------|------------|-----------|----------|-----------|------------|-----------|----------|
| 2012 | GCL Red Sox | 0-1 | 1.80 | 3 | 3 | 0 | 0 | 0 | 5.0 | 4 | 1 | 1 | 0 | 0 | 1 | 4 | 0 | 0 |
| | Lowell | 0-0 | 0.00 | 1 | 1 | 0 | 0 | 0 | 3.0 | 2 | 0 | 0 | 0 | 0 | 1 | 4 | 0 | 0 |
| 2013 | Greenville | 4-6 | 5.63 | 33 | 7 | 0 | 0 | 1 | 88.0 | 109 | 67 | 55 | 13 | 3 | 22 | 65 | 13 | 0 |
| 2014 | Salem | 1-1 | 5.82 | 10 | 0 | 0 | 0 | 1 | 21.2 | 20 | 14 | 14 | 5 | 1 | 3 | 22 | 2 | 0 |
| 2015 | Salem | 1-4 | 3.71 | 20 | 0 | 0 | 0 | 10 | 26.2 | 24 | 13 | 11 | 2 | 2 | 5 | 22 | 4 | 0 |
| 2016 | Salem | 2-0 | 3.33 | 13 | 0 | 0 | 0 | 5 | 24.1 | 29 | 10 | 9 | 0 | 0 | 8 | 24 | 5 | 0 |
| | Portland | 2-3 | 3.96 | 23 | 2 | 0 | 0 | 0 | 38.2 | 29 | 21 | 17 | 3 | 0 | 16 | 38 | 2 | 0 |
| | Pawtucket | 1-0 | 1.93 | 3 | 0 | 0 | 0 | 0 | 4.2 | 4 | 1 | 1 | 1 | 0 | 1 | 2 | 0 | 0 |
| 2017 | Portland | 0-1 | 1.35 | 10 | 0 | 0 | 0 | 2 | 13.1 | 9 | 2 | 2 | 0 | 1 | 5 | 8 | 1 | 1 |
| | Pawtucket | 2-2 | 3.50 | 27 | 0 | 0 | 0 | 6 | 36.0 | 22 | 14 | 14 | 2 | 0 | 21 | 38 | 3 | 0 |
| | BOSTON | 0-0 | 0.52 | 13 | 0 | 0 | 0 | 0 | 17.1 | 13 | 1 | 1 | 1 | 0 | 2 | 14 | 0 | 0 |
| | Major League Totals | 0-0 | 0.52 | 13 | 0 | 0 | 0 | 0 | 17.1 | 13 | 1 | 1 | 1 | 0 | 2 | 14 | 0 | 0 |
| | Minor League Totals | 13-18 | 4.27 | 143 | 13 | 0 | 0 | 25 | 261.1 | 252 | 143 | 124 | 26 | 7 | 83 | 227 | 30 | 1 |

2009 Selected by the Tampa Bay Rays in the 37th round of the June Draft (did not sign)

2012 Signed by the Boston Red Sox as a 3rd-round selection in the June Draft

Division Series Record

| YEAR | CLUB | W-L | ERA | G | GS | CG | SHO | SV | IP | H | R | ER | HR | HB | BB | SO | WP | BK |
|------|-------------|-----|------|---|----|----|-----|----|-----|---|---|----|----|----|----|----|----|----|
| 2017 | BOS vs. HOU | 0-0 | 4.50 | 2 | 0 | 0 | 0 | 0 | 2.0 | 3 | 1 | 1 | 1 | 0 | 2 | 2 | 0 | 0 |

Career Fielding Record

| YEAR | CLUB | POS | PCT. | G | GS | PO | A | E | TC | DP |
|------|--------|-----|-------|----|----|----|---|---|----|----|
| 2017 | BOSTON | P | 1.000 | 13 | 0 | 1 | 1 | 0 | 2 | 0 |

Career Single-Game Highs

| | |
|--------------------------|----------------------------------|
| INNINGS PITCHED | 2.1, 9/28/17 vs. HOU |
| STRIKEOUTS | 2, 3 times, last 9/28/17 vs. HOU |
| HITS ALLOWED | 3, 7/16/17 vs. NYY-G1 |
| RUNS ALLOWED | 1, 9/28/17 vs. HOU |
| WALKS ALLOWED | 1, 2 times, last 9/25/17 vs. TOR |
| HOME RUNS ALLOWED | 1, 9/28/17 vs. HOU |
| EJECTIONS | None |
| SCORELESS STREAK | 16.1, 6/17-9/28/17 |

17 DEVEN MARRERO

INF



Bats: Right • **Throws:** Right • **Height:** 6-1 • **Weight:** 194
Opening Day Age: 27 • **MLB Service:** 1 year, 49 days
Born: 8/25/1990 in Miami, FL
Resides: Miami, FL
Acquired: Selected in the 1st round (24th overall) of the 2012 June Draft
Contract Status: Signed through 2018

Career Highlights

🔥 Entering his 7th professional season, his 6th in Major League Spring Training camp.

🔥 Has appeared in 109 ML games over parts of 3 seasons (2015-17)...Has made starts at 3B (50), 2B (9), and SS (5).

🔥 At the minor league level, has started 468 games at SS, 17 at 2B, and 8 at 3B.

🔥 Ranked by *Baseball America* as the best defensive infielder in the Red Sox' minor league system following 4 consecutive seasons from 2013-16.

🔥 Tabbed as Red Sox Minor League Defensive Player of the Year in 2014 and Red Sox Minor League Base Stealer of the Year in 2013.

🔥 Has stolen 89 bases in only 113 attempts (78.8%) in the minors.

🔥 His 2013 spring training invitation came the spring after he was drafted...Was the 1st Red Sox position player to do that since Scott Hatteberg joined camp in 1992 after being drafted in 1991.

2017: Played a career-high 71 ML games over 5 stints with BOS...The Sox went 28-21 in his starts.

🔥 Hit 4 HR and was 5-for-5 in SB attempts with BOS.

🔥 Started 39 ML games at 3B, 6 at 2B, and 4 at SS...Also appeared at 1B for the 1st time in his pro career.

🔥 With BOS, hit .291 (16-for-55) with a .944 OPS vs. LHP, recording 9 of his 13 XBH...From 5/24-6/29, hit .400 with a 1.305 OPS vs. LHP (10-for-25, 4 2B, 3 HR).

🔥 The Red Sox went 20-8 when he recorded at least 1 hit and 11-2 when he drove in a run...BOS was 7-0 in his multi-hit games and 10-0 in his games with multiple RBI.

🔥 Also played in 50 games for Triple-A Pawtucket...Made 40 starts at SS, 7 at 2B, and 3 at 3B.

🔥 Recalled by BOS on 4/6, but did not appear in a game before being optioned on 4/10.

🔥 Made his PawSox season debut on 4/11 vs. Syracuse.

🔥 Recalled for his 2nd ML stint on 5/5...Made his ML season debut as a pinch runner that day at MIN, coming around to score in the 9th inning.

🔥 From 5/13-6/1, started a career-high 18 straight ML games, all at 3B, making 1 error in 44 chances (.977).

🔥 Recorded the winning hit on 5/13 vs. TB, turning a 3-2 deficit into a 4-3 lead with a 2-run double in the 5th inning.

🔥 Hit his 1st Fenway Park HR on 5/25 vs. TEX...Was his 2nd career HR, his 1st since 9/28/15 at NYY.

🔥 Optioned on 6/14 and played 5 games over 4 days with Pawtucket.

🔥 Recalled for a 3rd time on 6/20 and started at 3B that night at KC (2-for-2, 2B, 2 R, BB, SF, RBI).

MARRERO RECORDS 1ST CAREER MULTI-HOMER GAME

In the Red Sox' 13-7 win at CWS on 5/30, Marrero went 2-for-5 with 2 HR and 5 RBI, hitting a 2-run homer in the 2nd inning and adding a 3-run shot in the 3rd off José Quintana.

🔥 It marked the 1st multi-HR game of Marrero's professional career, having not accomplished the feat in his first 562 minor league/MLB games.

🔥 According to Elias, he became the 2nd Red Sox rookie to record multiple HR and 5+ RBI as a No. 9 hitter (also Trot Nixon on 7/24/99 at DET).

🔥 Hit safely in a career-high 7 straight ML games from 6/27-7/3, going 11-for-26 (.423) with 8 runs and 7 RBI.

🔥 Drove in multiple runs in 3 of 4 games from 6/29-7/2.

🔥 Recorded multiple hits in 3 straight games from 6/30-7/2, going 7-for-13 (.538).

🔥 Set career highs with 3 hits and 3 runs on 7/2 at TOR.

🔥 From 6/27-7/23, went 8-for-17 (.471) with RISP, driving in 11 runs in 18 PA.

🔥 Made his first ML appearance at 1B on 7/25 at SEA, entering the game in the 11th inning and playing the final 2.2 innings at the position (0 TC).

🔥 Optioned on 7/28...Recalled by BOS for a 4th time on 8/23 but was optioned after that night's game at CLE.

🔥 Hit safely in 16 of 18 Triple-A games from 8/7-30, batting .397 (27-for-68) with 9 runs, 6 2B, 3 HR, 8 RBI, and a 1.034 OPS.

🔥 Posted a season-long 11-game hitting streak from 8/11-25 (.429, 18-for-42).

🔥 Recalled for the final time on 9/3 and played in 13 more games for the Red Sox.

🔥 Made his 100th ML appearance in the Sox' 13-6, 15-inning win at TB on 9/15...Went 2-for-4 with a career-high 2 2B, becoming the first Sox hitter with 2+ 2B in a game he did not start since Mike Lansing on 8/17/00 vs. TEX.

POSTSEASON: Made his postseason debut with a start at 3B in Game 2 of the ALDS at HOU (0-for-2).

2016: Appeared in 13 games and made 3 starts over 3 ML stints with the Red Sox...Spent a majority of his season with Triple-A Pawtucket.

🔥 Recorded his lone ML hit of the year on 6/22 vs. CWS.

🔥 Ranked 3rd on Pawtucket with 10 steals, his 5th consecutive season stealing 10+ bases.

Deven Marrero, Continued

2015: Made ML debut with 25 games (12 starts) over 3 stints with BOS...Also played 102 games for Triple-A Pawtucket.

- Selected to the ML roster on 6/25...Debuted on 6/28 at TB, entering the game at 2B in the 2nd inning (Mike Napoli ejected)...Made 1st start on 7/1 at TOR at 2B.
- Recorded 1st ML hit on 7/20 at LAA (7th-inning single off Mike Morin)...Optioned to Pawtucket after the game.
- Recalled from Pawtucket a 2nd time on 8/8 and optioned back on 8/11...Recalled a final time on 9/5.
- Went 7-for-11 from 9/12-16, recording his 1st multi-hit game on 9/13 at TB (2-for-5)...Went 3-for-4 with 2 R and his 1st career RBI on 9/16 at BAL.

- Collected 1st XBH on 9/28 at NYY, a 2-out HR in the 9th off Caleb Cotham...Recorded 1st game-winning RBI on 9/30 at NYY on a single off Andrew Bailey in the 11th.
- Led the PawSox in hits (96) and runs (49), also ranking 2nd in total bases (129) and steals (12).
- Following the season, ranked by *Baseball America* as the No. 9 Red Sox prospect, as well as the best defensive infielder in the system.

2014: Split the season between Double-A Portland and Triple-A Pawtucket...Named Red Sox Minor League Defensive Player of the Year.

- Named Red Sox Minor League Defensive Player of the Month for June.
- Tabbed Eastern League Player of the Week for 6/16-22.
- Promoted to Pawtucket on 7/2...Drove in the winning run with a 2-out, RBI double in the 10th inning on 7/4 at Syracuse, his 3rd Triple-A game.
- Played in all 9 of the PawSox' Governors' Cup playoff games, helping the club win the International League title.
- Started the Triple-A Championship Game at SS.

- Batted .328 (19-for-58) in 17 games for Surprise in the Arizona Fall League...Led the AFL with a .443 OBP.
- Following the season, ranked by *Baseball America* as the No. 9 prospect and the top SS in the Red Sox organization, as well as the farm system's best defensive infielder and as having the best infield arm.

2013: Named Red Sox Minor League Base Runner of the Year in 1st full pro season between High-A Salem and Double-A Portland.

- Attended Major League Spring Training as a non-roster invitee the spring after being drafted...Was the 1st Red Sox position player to do that since Scott Hatteberg (joined camp in 1992 after being drafted in 1991).
- The only Red Sox *pitchers* to do it in that time were RHP Craig Hansen (signed to a ML contract after being drafted in 2005) and Cuban-born LHP Rolando Viera (drafted as a 27-year-old in 2001).
- Tied for 4th in the Red Sox system with 27 SB and was caught just twice (93.1%)...Was the best SB% among all minor leaguers with at least 25 SB.
- On the DL from 4/23-5/11 (right hamstring strain).
- Was Boston's Minor League Defensive Player of the Month for May and the club's Minor League Base Runner of the Month for June.
- Following the season, ranked by *Baseball America* as the best defensive infielder and as having the best infield arm among Red Sox prospects...Also ranked as having the best infield arm in the Carolina League.

2012: Was the Red Sox' No. 1 selection in the June Draft...Assigned to Short-A Lowell for his pro debut.

- Led the Spinners and placed 2nd in the New York-Penn League with 24 SB...Also topped Lowell in runs (45), 2B (tied, 14), XBH (19), total bases (92), and BB (34)...Paced club qualifiers in OBP (.358).
- Chosen as Red Sox Minor League Base Stealer of the Month for July after swiping a NYPL-high 12 bases.
- Following the season, ranked by *Baseball America* as the Red Sox' No. 10 prospect.

Personal

- Full name is Deven Sommer Marrero.
- Signed by Vaughn Williams (Red Sox).
- Was the top defensive college player available in the 2012 June Draft and the 2nd-best collegiate athlete available overall, according to *Baseball America*.
- Played in 150 games over 3 seasons at Arizona State University from 2010-12, earning all-conference honors in each year.
- Named 2011 Pac-10 Defensive Player of the Year.
- Set a Sun Devils freshman record with a team-leading .397 AVG (62-for-156) in 2010.
- Chosen as a Cape Cod League All-Star in 2011, his 2nd season with Cotuit...Also led the Team USA National Collegiate Team with 19 hits and 14 RBI in 14 games in 2011.
- Earned All-State and All-County honors with American Heritage (FL) High School as a junior in 2008 during the school's state and national title-winning season, a team that also included Eric Hosmer.
- His cousin, 1B Chris Marrero, was also a 1st-round pick (WSH, 2006)...His cousin, OF/1B Christian Marrero, was selected by CWS in the 2005 June Draft (22nd round).

In the Community

- Attended Red Sox Winter Weekend in 2016, 2017, and 2018, posing for pictures with fans, signing autographs, and taking part in panel discussions.
- Has taken part in each of the last 3 Red Sox Holiday Caravans (2015-17), visiting Boston Children's Hospital, the Jimmy Fund, Beth Israel Deaconess Medical Center, Shriners Hospital, MassGeneral Hospital for Children, Boston Medical Center, and The BASE.
- Also took part in the Gift of Sox event in December 2017, interacting with students at Suffolk and North-eastern Universities and St. Patrick's School in Roxbury.
- Has interacted with Jimmy Fund patients at Fenway Park and during spring training at JetBlue Park.
- In each of the past 4 spring trainings, has participated in a "Day of Service" event to assist local community service programs.
- Has participated in the Red Sox Novatos program, which donates tickets to children and allows them to meet Spanish-speaking players before games.
- Interacted with fans at Christmas at Fenway in 2016.
- Visited Martinson Elementary School as part of a Rally Against Cancer in October 2015.
- Through the 2014 Red Sox Rookie Development Program, visited Boston Children's Hospital and painted murals at McKinley Middle School in Boston with members of the Red Sox Scholars program.

Deven Marrero's Career Record

| YEAR | CLUB | AVG | G | AB | R | H | 2B | 3B | HR | RBI | SH | SF | HB | BB | SO | SB | CS | E |
|------|----------------------------|-------------|------------|-------------|------------|------------|------------|----------|-----------|------------|-----------|-----------|----------|------------|------------|-----------|-----------|-----------|
| 2012 | Lowell | .268 | 64 | 246 | 45 | 66 | 14 | 3 | 2 | 24 | 2 | 1 | 1 | 34 | 48 | 24 | 6 | 9 |
| 2013 | Salem | .256 | 85 | 332 | 50 | 85 | 20 | 0 | 2 | 21 | 1 | 0 | 1 | 42 | 60 | 21 | 2 | 4 |
| | Portland | .236 | 19 | 72 | 7 | 17 | 0 | 0 | 0 | 5 | 1 | 2 | 0 | 10 | 16 | 6 | 0 | 2 |
| 2014 | Portland | .291 | 68 | 268 | 42 | 78 | 19 | 2 | 5 | 39 | 0 | 3 | 2 | 34 | 57 | 12 | 7 | 6 |
| | Pawtucket | .210 | 50 | 186 | 23 | 39 | 11 | 0 | 1 | 20 | 2 | 1 | 1 | 12 | 37 | 4 | 1 | 6 |
| 2015 | Pawtucket | .256 | 102 | 375 | 49 | 96 | 13 | 1 | 6 | 29 | 5 | 4 | 2 | 33 | 87 | 12 | 5 | 18 |
| | BOSTON | .226 | 25 | 53 | 8 | 12 | 0 | 0 | 1 | 3 | 0 | 0 | 0 | 3 | 19 | 2 | 1 | 1 |
| 2016 | Pawtucket | .198 | 96 | 363 | 30 | 72 | 11 | 1 | 1 | 27 | 0 | 2 | 1 | 22 | 90 | 10 | 3 | 14 |
| | BOSTON | .083 | 13 | 12 | 0 | 1 | 0 | 0 | 0 | 0 | 0 | 0 | 0 | 2 | 5 | 0 | 0 | 1 |
| 2017 | Pawtucket | .240 | 50 | 183 | 17 | 44 | 13 | 0 | 3 | 14 | 2 | 2 | 1 | 6 | 52 | 1 | 4 | 4 |
| | BOSTON | .211 | 71 | 171 | 32 | 36 | 9 | 0 | 4 | 27 | 3 | 2 | 0 | 12 | 61 | 5 | 0 | 3 |
| | Major League Totals | .208 | 109 | 236 | 40 | 49 | 9 | 0 | 5 | 30 | 3 | 2 | 0 | 17 | 85 | 7 | 1 | 5 |
| | Minor League Totals | .245 | 534 | 2025 | 263 | 497 | 101 | 7 | 20 | 179 | 13 | 15 | 9 | 193 | 447 | 90 | 28 | 63 |

2009 Selected by the Cincinnati Reds in the 17th round of the June Draft (did not sign)
 2012 Signed by the Boston Red Sox as a 1st-round selection (24th overall) in the June Draft

Division Series Record

| YEAR | CLUB | AVG. | G | AB | R | H | 2B | 3B | HR | RBI | SH | SF | HB | BB | SO | SB | CS | E |
|------|-------------|------|---|----|---|---|----|----|----|-----|----|----|----|----|----|----|----|---|
| 2017 | BOS vs. HOU | .000 | 1 | 2 | 0 | 0 | 0 | 0 | 0 | 0 | 0 | 0 | 0 | 0 | 2 | 0 | 0 | 0 |

Additional Batting Statistics

| YEAR | CLUB | OBP | SLG | OPS | TB | GDP |
|------|----------------------------|-------------|-------------|-------------|-----------|----------|
| 2015 | BOSTON | .268 | .283 | .551 | 15 | 0 |
| 2016 | BOSTON | .214 | .083 | .298 | 1 | 0 |
| 2017 | BOSTON | .259 | .333 | .593 | 57 | 8 |
| | Major League Totals | .259 | .309 | .568 | 73 | 8 |

Career Fielding Record

| YEAR | CLUB | POS | PCT. | G | GS | PO | A | E | TC | DP |
|-----------|--------------|----------------------|-----------|-----------|-----------|----------|------------|-----------|----------|----------|
| 2015 | BOSTON | 2B | 1.000 | 3 | 1 | 1 | 5 | 0 | 6 | 2 |
| | | 3B | .955 | 13 | 10 | 3 | 18 | 1 | 22 | 4 |
| | | SS | 1.000 | 6 | 1 | 3 | 6 | 0 | 9 | 2 |
| 2016 | BOSTON | 2B | .875 | 6 | 2 | 2 | 5 | 1 | 8 | 1 |
| | | 3B | 1.000 | 4 | 1 | 0 | 5 | 0 | 5 | 0 |
| | | SS | 1.000 | 4 | 0 | 1 | 0 | 0 | 1 | 0 |
| 2017 | BOSTON | 1B | - | 1 | 0 | 0 | 0 | 0 | 0 | 0 |
| | | 2B | 1.000 | 11 | 6 | 17 | 17 | 0 | 34 | 7 |
| | | 3B | .971 | 53 | 39 | 26 | 75 | 3 | 104 | 10 |
| | | SS | 1.000 | 6 | 4 | 4 | 9 | 0 | 13 | 2 |
| | | Career Totals | 1B | - | 1 | 0 | 0 | 0 | 0 | 0 |
| 2B | .979 | 20 | 9 | 20 | 27 | 1 | 48 | 10 | | |
| 3B | .971 | 70 | 50 | 29 | 98 | 4 | 131 | 14 | | |
| SS | 1.000 | 16 | 5 | 8 | 15 | 0 | 23 | 4 | | |

Career Single-Game Highs

| | |
|----------------|----------------------------------|
| HITS | 3, 2 times, last 7/2/17 at TOR |
| DOUBLES | 2, 9/15/17 at TB |
| HOME RUNS | 2, 5/30/17 at CWS |
| RBI | 5, 5/30/17 at CWS |
| RUNS SCORED | 3, 7/2/17 at TOR |
| WALKS | 2, 6/30/17 at TOR |
| STRIKEOUTS | 3, 4 times, last 7/18/17 vs. TOR |
| STOLEN BASES | 1, 7 times, last 7/25/17 at SEA |
| HITTING STREAK | 7, 6/27-7/3/17 |
| EJECTIONS | None |

Home Run Notes

| |
|-------------------------------|
| MULTI-HOME RUN GAMES (1) |
| 2-HOME RUN GAMES (1) |
| 5/30/17 at CWS |
| LEADOFF HOME RUNS (0) |
| GRAND SLAMS (0) |
| PINCH-HIT HOME RUNS (0) |
| EXTRA-INNING HOME RUNS (0) |
| GAME-ENDING HOME RUNS (0) |
| INSIDE-THE-PARK HOME RUNS (0) |

Deven Marrero

72 KYLE MARTIN

RHP



Bats: Right • **Throws:** Right • **Height:** 6-6 • **Weight:** 235

Opening Day Age: 27 • **MLB Service:** 5 days

Born: 1/18/1991 in Austin, TX

Resides: Fredericksburg, TX

Acquired: Selected in the 9th round of the 2013 June Draft

Contract Status: Signed through 2018

Non-Roster Invitee

Career Highlights

🔥 Entering his 6th professional season, all in the Red Sox organization.

🔥 Is attending Major League Spring Training for the 3rd consecutive season.

🔥 Made his ML debut with 2 relief appearances in 2017.

🔥 Has averaged 9.29 SO and only 2.83 BB/9.0 IP in his minor league career (283.0 IP, 292 SO, 89 BB).

🔥 Participated in the Red Sox Rookie Development Program in January 2017.

2017: Made his ML debut with 2 appearances for BOS in July, but spent the rest of his season with Triple-A Pawtucket.

🔥 Was a non-roster invitee to Red Sox spring training.

🔥 Averaged 8.4 SO/9.0 IP for the PawSox (50 SO/53.2 IP).

🔥 Worked more than 1.0 inning in 19 of his 33 appearances for the PawSox, including 2.0+ innings 16 times.

🔥 Posted a 0.79 ERA (1 ER/11.1 IP) in 7 appearances for Pawtucket in May.

🔥 Recalled from Pawtucket for the 1st ML stint of his career on 7/19.

🔥 Made his ML debut on 7/20 vs. TOR, throwing a scoreless 7th inning...Struck out the 1st batter he faced (Steve Pearce).

🔥 Worked 1.1 IP in his 2nd appearance on 7/21 at LAA.

🔥 Optioned back to Pawtucket postgame on 7/23.

🔥 Designated for assignment on 9/5 when Carson Smith was reinstated from the 60-day disabled list.

2016: Made 36 relief appearances for Triple-A Pawtucket, posting a 3.38 ERA (25 ER/66.2 IP) and going 6-for-6 in save opportunities.

🔥 Was a non-roster invitee to Red Sox spring training.

🔥 Allowed 6 ER in 8.0 IP in his first 5 outings of the season, but posted a 2.91 ERA (19 ER/58.2 IP) and held opponents to a .215 AVG (45-for-209) in his remaining 31 games (beginning 4/25).

🔥 In his final 17 games (beginning 6/20), had a 2.29 ERA (9 ER/35.1 IP) and a .207 opponent AVG (25-for-121).

🔥 Made 4 appearances in which he surrendered 0 hits in 3.0+ IP: 4/18 at Rochester (3.0 IP, 3 SO), 5/8 vs. Rochester (3.1 IP, 3 SO), 7/7 at Durham (3.1 IP, 2 BB, 6 SO), and 7/26 vs. Rochester (3.0 IP, HBP, 2 BB, 3 SO).

🔥 Held right-handed batters to a .306 SLG, allowing only 5 XBH in 144 AB.

🔥 Limited opposing hitters to a .154 AVG (10-for-65) with RISP.

🔥 Surrendered 1 HR in his first 28 outings (50.1 IP).

🔥 In 9 outings from 6/20-7/26, allowed only 1 run in 19.0 IP (0.47 ERA)...Made 7 consecutive scoreless appearances from 6/20-7/17 and did not allow a hit in 4 straight from 6/27-7/7 (8.0 IP).

🔥 Following the season, was rated by *Baseball America* as having the best changeup in the organization.

2015: Limited to 27 appearances with Double-A Portland due to a DL stint of nearly 2 months... Also made 3 rehab appearances with the Rookie-level Gulf Coast League Red Sox.

🔥 Combined to hold opponents to a .326 SLG, allowing only 6 XBH...Had a 3.3 SO/BB ratio (52 SO/16 BB).

🔥 Held lefties to a .195 AVG (17-for-87).

🔥 Struck out a season-high 6 batters in 2.2 IP on 4/11 vs. Reading (0 BB).

🔥 Allowed 0 ER in 9.1 IP from 4/29-5/15.

🔥 Had 5 SO and 0 BB in 3.0 hitless innings on 5/11 vs. Trenton.

🔥 On the DL from 5/21-7/15 due to a right shoulder strain...Made 3 appearances, all scoreless, with the GCL Red Sox during a rehab assignment (4.0 IP).

🔥 Following the season, posted a 2.16 ERA (2 ER/8.1 IP) and a .194 opponent AVG (6-for-31) in 6 appearances for Arizona Fall League champion Scottsdale.

2014: Led High-A Salem pitchers in games (tied, 35) and saves (10)...Ranked 4th among Carolina League relievers in SO/9.0 IP (9.15) and had the 2nd-lowest unintentional BB/9.0 IP ratio (1.67).

🔥 Struck out at least 1 batter in 33 of his 35 outings... Had 5 SO in 5 of his appearances.

🔥 Posted a 2.21 ERA (9 ER/36.2 IP) in his 16 outings from 4/25-6/28...Recorded 53 SO against only 6 BB in April, May, and June (49.1 IP).

2013: Made pro debut by posting a 1.25 ERA (5 ER/36.0) over 19 games between Short-A Lowell and Single-A Greenville.

🔥 Surrendered just 1 ER in 19.0 IP (0.47 ERA) with the Spinners before a 7/31 promotion to Greenville.

Personal

- 🔥 Full name is Kyle Jared Martin.
- 🔥 Married to Holly.
- 🔥 Signed by Jon Adkins (Red Sox).
- 🔥 Pitched for 4 seasons at Texas A&M, where he finished his career ranked 3rd on the school's all-time appearances list (98).
- 🔥 Played for former Red Sox pitcher Calvin Schiraldi at St. Michael's Catholic Academy in Austin...Was also a standout basketball player and student.
- 🔥 Originally selected in the June Draft by WSH in 2009 (39th round) and CWS in 2012 (35th round).

- 🔥 In 2016 with Triple-A Pawtucket, was an active participant in all of the PawSox' free youth clinics.
- 🔥 Assisted the Special Olympics of Rhode Island in their broadcasting efforts during their annual day at McCoy Stadium in 2016.
- 🔥 Participated in Pawtucket's annual "Challenger Day" in 2016, helping PawSox players and coaches put on a clinic for kids with mental and physical disabilities.
- 🔥 Joined his PawSox teammates in July 2016 to visit sick patients at Hasbro Children's Hospital.
- 🔥 During spring training in 2016, took part in the Fort Myers "Day of Service" to help local community service organizations.

In the Community

- 🔥 Took part in Pawtucket's 2017 Winter Caravan, visiting patients at Hasbro Children's Hospital and VA Medical Center.
- 🔥 As part of the Red Sox Rookie Development Program in January 2017, helped paint murals at Higginson-Lewis K-8 School and visited with patients at Boston Children's Hospital.

Kyle Martin's Career Record

| YEAR | CLUB | W-L | ERA | G | GS | CG | SHO | SV | IP | H | R | ER | HR | HB | BB | SO | WP | BK |
|----------------------------|-------------|--------------|-------------|------------|----------|----------|----------|-----------|--------------|------------|------------|------------|-----------|-----------|-----------|------------|-----------|----------|
| 2013 | Lowell | 2-1 | 0.47 | 10 | 0 | 0 | 0 | 2 | 19.0 | 11 | 2 | 1 | 0 | 1 | 3 | 15 | 0 | 0 |
| | Greenville | 2-1 | 2.12 | 9 | 0 | 0 | 0 | 1 | 17.0 | 8 | 5 | 4 | 0 | 3 | 7 | 15 | 0 | 0 |
| 2014 | Salem | 4-5 | 4.02 | 35 | 0 | 0 | 0 | 10 | 80.2 | 84 | 41 | 36 | 11 | 10 | 16 | 82 | 13 | 2 |
| | Portland | 2-1 | 4.50 | 27 | 0 | 0 | 0 | 5 | 42.0 | 43 | 22 | 21 | 3 | 1 | 16 | 48 | 6 | 1 |
| 2015 | GCL Red Sox | 2-0 | 0.00 | 3 | 0 | 0 | 0 | 0 | 4.0 | 3 | 0 | 0 | 0 | 0 | 4 | 0 | 0 | 0 |
| | Pawtucket | 3-4 | 3.38 | 36 | 0 | 0 | 0 | 6 | 66.2 | 58 | 25 | 25 | 5 | 6 | 21 | 78 | 8 | 0 |
| 2016 | Pawtucket | 0-4 | 4.36 | 33 | 0 | 0 | 0 | 1 | 53.2 | 56 | 26 | 26 | 7 | 4 | 26 | 50 | 6 | 0 |
| | BOSTON | 0-0 | 3.86 | 2 | 0 | 0 | 0 | 0 | 2.1 | 2 | 1 | 1 | 1 | 0 | 2 | 1 | 0 | 0 |
| Major League Totals | | 0-0 | 3.86 | 2 | 0 | 0 | 0 | 0 | 2.1 | 2 | 1 | 1 | 1 | 0 | 2 | 1 | 0 | 0 |
| Minor League Totals | | 15-16 | 3.59 | 153 | 0 | 0 | 0 | 25 | 283.0 | 263 | 121 | 113 | 26 | 25 | 89 | 292 | 33 | 3 |

- 2009 Selected by the Washington Nationals in the 39th round of the June Draft (did not sign)
- 2012 Selected by the Chicago White Sox in the 35th round of the June Draft (did not sign)
- 2013 Signed by the Boston Red Sox as a 9th-round selection in the June Draft

Career Fielding Record


| YEAR | CLUB | POS | PCT. | G | GS | PO | A | E | TC | DP |
|------|--------|-----|------|---|----|----|---|---|----|----|
| 2017 | BOSTON | P | - | 2 | 0 | 0 | 0 | 0 | 0 | 0 |

Career Single-Game Highs

| | |
|---------------------------------|---------------------------------|
| INNINGS PITCHED | 1.1, 7/21/17 at LAA |
| STRIKEOUTS | 1, 7/20/17 vs. TOR |
| HITS ALLOWED | 2, 7/21/17 at LAA |
| RUNS ALLOWED | 1, 7/21/17 at LAA |
| WALKS ALLOWED | 1, 2 times, last 7/21/17 at LAA |
| HOME RUNS ALLOWED | 1, 7/21/17 at LAA |
| EJECTIONS | None |
| SCORELESS INNINGS STREAK | 1.0, 7/20/17 |

28 J.D. MARTINEZ

OF/DH



Bats: Right • **Throws:** Right • **Height:** 6-3 • **Weight:** 221
Opening Day Age: 30 • **MLB Service:** 6 years, 36 days
Born: 8/21/1987 in Miami, FL
Resides: Ft. Lauderdale, FL
Acquired: Signed as a free agent on 2/26/2018
Contract Status: Signed through 2022

Career Highlights

- 🔥 Enters his 10th professional season, his 1st in the Red Sox organization.
- 🔥 Posted a .300/.362/.574 batting line from 2014-17... The only player with a higher SLG in that time (min. 1,500 PA) is Mike Trout (.579).
- 🔥 Has hit 20+ HR in each of the last 4 seasons (23 in 2014, 38 in 2015, 22 in 2016, 45 in 2017).
- 🔥 In 2015, was named to the AL All-Star Team and won an AL Silver Slugger Award...Was also a Gold Glove Award finalist in RF that season.
- 🔥 Has earned 6 Player of the Week honors, including 4 in the AL and 2 in the NL...Has been named Player of the Month once (September 2017, NL).
- 🔥 Has hit at least 1 HR against each of the 30 MLB teams, completing the list on 8/22/17 at NYM.
- 🔥 Has hit .318 (121-for-381) with 24 HR and a .960 OPS in 104 career games against AL East opponents.
- 🔥 Is 1 of 4 players ever to record 40+ HR in 120 games or fewer in a season (45 HR in 119 G in 2017), joining Ken Griffey Jr. in 1994 (40 HR/111 G), Matt Williams in 1994 (43 HR/112 G), and Hank Aaron in 1973 (40 HR/120 G).
- 🔥 Is 1 of only 18 players ever to hit 4 HR in a game, doing so on 9/4/17 for ARI at LAD...Is the only player since 1900 to homer in the 7th, 8th, and 9th innings of the same game (source: Elias).
- 🔥 Among players with at least 300 AB in 2017, led the majors in AB/HR (9.60) and AB/RBI (4.15).
- 🔥 From 2014-17, hit .310 with a 1.016 OPS vs. LHP (138-for-445, 36 HR) and .297 with a .911 OPS vs. RHP (441-for-1,484, 92 HR).
- 🔥 Batted at least .275 with RISP in 4 consecutive seasons from 2014-17, totaling a .291/.369/.592 line with RISP in that time.
- 🔥 Has homered in 3 of his 7 career postseason games, reaching the playoffs with DET in 2014 and ARI in 2017.
- 🔥 Originally selected by HOU in the 20th round of the 2009 June Draft.
- 🔥 In 2010, was named Astros Minor League Player of the Year and the South Atlantic League MVP.
- 🔥 Made his ML debut in 2011 and was named Astros Rookie of the Year by the Houston Chapter of the BBWAA.
- 🔥 Made the Astros' Opening Day roster in 2012 and 2013...In 2014, opened spring training in the HOU organization before being released on 3/22.
- 🔥 Signed by the Tigers as a minor league free agent on 3/24/14...In the 2014 ALDS vs. BAL, became the 1st player in Tigers history to homer in each of his first 2 career postseason games.

MARTINEZ'S STAT RANKINGS, 2014-17

| Stat | MLB Rank |
|----------------|----------|
| .574 SLG | 2nd |
| .936 OPS | 7th |
| 15.1 AB/HR | 8th |
| 128 HR | 10th |
| 262 XBH | 10th |
| .300 AVG | 15th |
| 350 RBI | 18th |
| *Min. 1,500 PA | |

2017: In only 119 games, hit .303 (131-for-432) and set career highs with 45 HR, 104 RBI, and a 1.066 OPS between DET and ARI (traded to ARI on 7/18).

- 🔥 Also matched career bests in triples (3) and BB (53).
- 🔥 Among players with at least 300 AB, led the majors in SLG (.690), AB/HR (9.60), and AB/RBI (4.15)...Averaged 1 HR every 8.00 AB with ARI.
- 🔥 His .690 SLG was .059 higher than the majors' next highest mark (Stanton-.631) (min. 300 AB).
- 🔥 His 45 HR ranked 3rd in the majors behind Giancarlo Stanton (59) and Aaron Judge (52).
- 🔥 Earned Player of the Week honors 4 times (5/15-21, 7/10-16, 9/4-10, and 9/11-17)...Became the 1st player to claim 4 weekly honors in a single season since the award's inception in 1973 (1975 for AL).
- 🔥 Hit .376/.464/.892 vs. LHP (35-for-93, 10 2B, 12 HR).
- 🔥 Batted .317 (39-for-123) with RISP.
- 🔥 Hit .409 (18-for-44) with 5 HR vs. AL East teams.
- 🔥 Had 6 multi-homer games, including 2 with DET (5/13 at LAA and 5/16 vs. BAL) and 4 with ARI (7/26 vs. ATL, 8/27 vs. SF, 9/4 at LAD, and 9/10 vs. SD).
- 🔥 Recorded 4 games with at least 5 RBI (2 with DET and 2 with ARI), tied with Daniel Murphy for most in the majors...Is the only player ever with 5+ RBI in more than 1 game for multiple teams in a season (source: Elias).
- 🔥 Hit 3 grand slams, 1 of only 5 players in the majors to reach that mark.
- 🔥 Hit 1 grand slam for DET (5/16 vs. BAL) and 2 for ARI (7/27 at STL and 9/26 vs. SF)...Became the 4th player in MLB history to hit a grand slam in both the AL and NL in the same season (see table on next page).
- 🔥 Became the 5th player in MLB history to hit 40+ combined HR with multiple teams in a single season (also Adam Dunn in 2008, David Justice in 2000, Mark McGwire in 1997, and Greg Vaughn in 1996).

PLAYERS TO HIT A GRAND SLAM IN EACH LEAGUE IN A SINGLE SEASON

| Player (Year) | Teams |
|-----------------------------|----------------|
| Greg Vaughn (1996) | MIL/SD |
| Will Clark (2000) | BAL/STL |
| Yoenis Céspedes (2015) | DET/NYM |
| J.D. Martinez (2017) | DET/ARI |

Source: ESPN Stats & Info

PICK A SIDE

From 2014-17, only 4 players recorded an OPS of at least .900 against both RHP and LHP (min. 500 PA against each):

| Player | VS. LHP | VS. RHP |
|----------------------|--------------|-------------|
| Paul Goldschmidt | 1.065 | .922 |
| J.D. Martinez | 1.016 | .911 |
| Mike Trout | .960 | 1.002 |
| Joey Votto | .957 | .992 |

Is 1 of 4 players all-time to record 40+ HR in 120 games or fewer, joining Ken Griffey Jr. in 1994 (40 HR in 111 G), Matt Williams in 1994 (43 HR in 112 G), and Hank Aaron in 1973 (40 HR in 120 G).

Was also the 1st player with 100+ RBI in 120 games or fewer since Carlos Lee in 2008 (100 RBI in 115 G).

In 62 games for ARI, had 29 HR and 65 RBI...Was the 1st player since HOU's Carlos Beltrán (23) and NYM's Richard Hidalgo (21) in 2004 to hit 20+ HR for a club after switching teams midseason (source: STATS LLC).

His 29 homers with the D-backs during the 2nd half of the season were the most in franchise history, surpassing Luis Gonzalez's 22 in 2001.

His 31 HR after the All-Star break were the 4th most in MLB since 2000 behind Sammy Sosa in 2001 (35), Barry Bonds in 2001 (34), and Giancarlo Stanton in 2017 (33).

Had 72 RBI during the 2nd half of the season, the most in the majors since Chase Headley had 73 in 2012.

Began the season on the 10-day disabled list with a sprained Lisfranc ligament in his right foot...Suffered the injury while making a running catch in a spring training game on 3/18 vs. MIA.

Activated from the DL on 5/12...From that point through the date he was traded to ARI (7/18), ranked among AL leaders (min. 150 PA) in SLG (2nd, .630), OPS (5th, 1.018), HR (T-7th, 16), and RBI (T-11th, 39).

Batted .305 (61-for-200) in 57 games with DET.

Hit 6 HR in his first 8 games of the season, hitting 2 HR on 5/13 at LAA and on 5/16 vs. BAL.

Acquired by ARI on 7/18 in exchange for INFs Dawel Lugo, Sergio Alcantara, and Jose King.

Recorded 29 HR and 65 RBI in only 62 games with ARI...From 7/19—his first game with Arizona—through the end of the season, his 29 HR ranked 2nd in MLB.

Was the 2nd-fastest player all-time to reach 20 HR with a new team (45th game), behind only McGwire (42 with STL in 1997).

Removed from his D-backs debut on 7/19 at CIN after being hit by a pitch and suffering a left hand contusion.

His 1st hit as a D-back was a 3-run HR on 7/24 vs. ATL.

Hit 4 HR on 9/4 at LAD (see box below).

Named National League Player of the Month for September after batting .404 (40-for-99) and setting Diamondbacks franchise records for most HR (16) and RBI (36) in any calendar month.

Tied the NL record for most HR in a September (also Ralph Kiner, 1949), falling 1 shy of the ML record held by Babe Ruth (1927) and Albert Belle (1995).

His 36 RBI were tied with CHC's Hank Leiber (1939) for 2nd most in the NL in a September, trailing only Troy Tulowitzki's 40 RBI with COL in September 2011.

POSTSEASON: Appeared in each of ARI's 4 postseason games, going 3-for-4 with a HR in Game 1 of the NLDS at LAD.

2016: In 120 games with DET, hit .307 (141-for-460) with a .908 OPS, 22 HR, and 35 2B.

Ranked among AL leaders in AVG (8th), OBP (7th, .373), and SLG (7th, .535).

Led the AL with a .362 home AVG (81-for-224).

Recorded 3 2B on 6/14 at CWS.

On the 15-day disabled list from 6/17-8/2 with a non-displaced fracture of the radial neck at the right elbow.

Activated from the DL on 8/3...That day vs. CWS, hit the 1st pitch he saw in the 8th inning for a pinch-hit, go-ahead HR off Chris Sale.

Hit the 100th HR of his ML career in the 7th inning on 8/14 at TEX, a 2-run shot off A.J. Griffin.

Hit 5 HR during a 14-game hitting streak from 8/9-24.

Named Tigers Player of the Month for August...His .404 AVG (42-for-104) was the highest by a Tiger in the month of August since Alan Trammell (.405 in 1993).

MARTINEZ TIES MAJOR LEAGUE RECORD WITH 4 HR IN A SINGLE GAME

On 9/4/17 at LAD, Martinez became the 18th player in MLB history (and 1st in ARI history) to hit 4 HR in a game, homering in the 4th (off Rich Hill), 7th (Pedro Báez), 8th (Josh Fields), and 9th (Wilmer Font) innings.

Became the 1st player since 1900 to homer in the 7th, 8th, and 9th innings of the same game (source: Elias).

It marked the 1st time ever a player had more HR than the opponent had hits (3) in a game (source: ESPN Stats & Info).

Became the 3rd player to hit 4 HR against 4 different pitchers in a game, the 1st since Joe Adcock in 1954.

Was 1 of 2 players to hit 4 HR in a game in 2017 (also CIN's Scooter Gennett on 6/6 vs. STL).

J.D. Martinez, Continued

BRONX BOMBER

Martinez recorded the 1st multi-HR game of his career on 6/21/15 at NYY, hitting 3 HR in a 12-4 Tigers win...He became the 1st visiting player ever to hit 3 HR at the current Yankee Stadium, and the 1st Tiger to hit 3 HR vs. NYY since Charlie Maxwell on 5/3/59 at Briggs Stadium.

2015: Named an AL All-Star and a Silver Slugger Award winner...In a career-high 158 games with DET, hit .282 (168-for-596) with 38 HR, 33 2B, 102 RBI, and 93 runs scored.

👉 Named Tiger of the Year by the Detroit chapter of the BBWAA.

👉 Was a Gold Glove Award finalist in RF.

👉 Ranked among AL leaders in XBH (5th, 73), RBI (7th), HR (8th), and SLG (8th, .535).

👉 Also ranked T-3rd in the AL with 15 OF assists.

👉 Homered in 3 straight games 3 times during the season (6/13-15, 6/24-26, 7/4-6).

👉 Hit his 1st career Opening Day HR on 4/6 vs. MIN.

👉 Recorded the 1st multi-homer game of his career on 6/21 at NYY, hitting 3 HR in the 12-4 win.

👉 Became the 1st visiting player ever to hit 3 HR at Yankee Stadium...Was also the 1st Tiger to hit 3 HR vs. NYY since Charlie Maxwell on 5/3/59 at Briggs Stadium.

👉 Named Tigers Player of the Month for June after batting .290 (27-for-93) with 11 HR and 26 RBI...Tied for the AL lead in RBI and was 2nd in HR...Marked the most HR by a Tiger in June since Mickey Tettleton (11 in 1993).

👉 Tabbed AL Player of the Week for 6/29-7/5.

👉 Hit 15 HR and drove in 35 runs over 24 games from 6/7-7/6...Became the 1st Tiger to put together a 24-game stretch with that many HR and RBI since Hank Greenberg from 9/4-29/46 (15 HR, 36 RBI).

👉 Recorded 25 HR prior to the All-Star break, which tied for the 3rd-most in franchise history.

👉 Named Tigers Player of the Month for July.

2014: Hit .315 (139-for-441) with a .912 OPS, 23 HR, 30 2B, and 76 RBI in 123 games for DET, his 1st season in the Tigers organization.

👉 Opened spring training in the HOU organization before being released on 3/22.

👉 Signed by the Tigers as a minor league free agent on 3/24 and assigned to Triple-A Toledo to begin the season.

👉 Batted .308 (20-for-65) with 10 HR and 22 RBI with the Mud Hens...His contract was purchased from Toledo by the Tigers on 4/21, the same day he was named International League Player of the Week.

👉 Hit his 1st career pinch-hit HR in the 9th inning on 5/19 at CLE.

👉 Named Tigers Player of the Month for June.

👉 Recorded his 1st career walk-off RBI on 6/15 vs. MIN (sacrifice fly).

👉 Homered in 3 straight games from 6/18-20.

👉 Named AL Player of the Week for 6/16-22.

👉 Hit .411 (23-for-56) with 6 HR during a 14-game hitting streak from 6/9-25.

👉 Reached base in 28 straight games from 6/9-7/10.

SUCCESS ON THE BIG STAGE

In the 2014 ALDS vs. BAL, Martinez homered in Game 1 (in his 1st ever postseason at-bat) and in Game 2...He became the 1st player in Tigers history to hit a HR in each of their first 2 postseason games, and just the 15th player in ML history to do so.

POSTSEASON: Appeared in all 3 games for the Tigers during the ALDS vs. BAL...Recorded an XBH and an RBI in each game, homering in Games 1 and 2.

👉 Hit a HR in his 1st postseason at-bat, joining Mickey Lolich as the only Tigers in franchise history to accomplish the feat.

👉 Became the 1st player in franchise history to hit a HR in each of their first 2 postseason games, and just the 15th player in ML history to do so.

2013: Made his 2nd consecutive Opening Day roster and appeared in 86 games for the Astros.

👉 On the 15-day disabled list with a right knee sprain from 4/20-5/6 and with a left wrist sprain from 7/27-9/12.

👉 Recorded his first 4-hit game on 5/30 at COL.

👉 Played for Leones del Caracas in the Venezuelan Winter League following the season, batting .312 (29-for-93) with 6 2B, 6 HR, and 18 RBI in 24 games.

2012: Made his 1st ML Opening Day roster with HOU, batting .241 (95-for-395) with 11 HR and 55 RBI in 113 games with the big league club.

👉 Tied for 3rd among NL left fielders with 9 assists.

👉 Opened the season with a 9-game hit streak (3 HR).

👉 Recorded his 1st career grand slam on 6/14 at SF.

👉 Optioned to Triple-A Oklahoma City on 8/9 and appeared in 23 games with the club.

👉 Recalled by HOU on 9/4 and hit .303 (10-for-33) in 11 games during September.

👉 Had surgery following the season to remove the hook of the hamate bone in his left hand.

2011: Made his ML debut, appearing in 53 games for HOU...Also named a Texas League mid-season and postseason All-Star.

👉 Tabbed Astros Rookie of the Year by the Houston Chapter of the BBWAA.

👉 On the minor league disabled list from 5/6-20 with a right hamstring strain.

👉 Named Texas League Player of the Week on 7/4 & 7/18.

👉 Named Topps Texas League Player of the Month for July.

👉 Had his contract purchased by HOU on 7/30 and made his ML debut that day at MIL, collecting an RBI double in his 1st at-bat for his 1st ML hit.

👉 Hit his 1st ML homer and had 4 RBI on 8/3 vs. CIN...Also had 4 RBI on 8/20 vs. SF.

👉 Hit .295 (33-for-112) with 17 runs scored, 9 2B, 5 HR, and 28 RBI in August...His 28 RBI are still the most by an Astros rookie in any calendar month.

HIGHEST SLUGGING % WITH RUNNERS IN SCORING POSITION, 2014-17

| Player | SLG |
|----------------------|-------------|
| Nolan Arenado | .713 |
| Mike Trout | .624 |
| Joey Votto | .592 |
| J.D. Martinez | .592 |

*Min. 500 PA with RISP

PLAYERS TO HIT 40+ HR IN A SEASON IN 120 GAMES OR FEWER

| Player (Season) | HR | G | HR/G |
|-----------------------------|-----------|------------|--------------|
| Matt Williams (1994) | 43 | 112 | 0.384 |
| J.D. Martinez (2017) | 45 | 119 | 0.378 |
| Ken Griffey Jr. (1994) | 40 | 111 | 0.360 |
| Hank Aaron (1973) | 40 | 120 | 0.333 |

2010: Named Astros Minor League Player of the Year...Split the season between Single-A Lexington and Double-A Corpus Christi.

- Also tabbed the South Atlantic League Most Valuable Player and Player of the Year.
- Named an SAL mid-season and postseason All-Star.
- Led the SAL with a .362 AVG.
- Selected as Lexington's Offensive Player of the Month for April and for May.
- Named SAL Player of the Week on 7/11.
- Named Corpus Christi's Offensive Player of the Month for August.

2009: Made his pro debut with Rookie-level Greenville and Single-A Tri-City after being selected by the Astros in the 20th round of the June Draft.

- Named a New York-Penn League mid-season All-Star.
- Tabbed NYPL Player of the Week on 8/3.

Personal

- Full name is Julio Daniel Martinez.
- Signed by Greg Brown (Astros).
- Graduated from Flanagan High School in Pembroke Pines, FL...Won consecutive state titles in 2005-06... Selected by MIN in the 36th round of the 2006 June Draft (did not sign).
- Attended Nova Southeastern University in FL...As a junior in 2009, hit .428 with 15 HR and 57 RBI while setting the school's single-season record with 73 runs.

In the Community

- While with DET, participated in the Tigers Dreams Come True, the Autographed Memorabilia Donation, and the Autographs for a Cause programs.
- Visited children from Nuestros Pequeños Hermanos Orphanage at the Tigers Dominican Academy in 2014.
- Attended Keeping Kids in the Game, the Detroit Tigers Winter Caravan, and TigerFest.

J.D. Martinez's Career Record

| YEAR | CLUB | AVG | G | AB | R | H | 2B | 3B | HR | RBI | SH | SF | HB | BB | SO | SB | CS | E |
|----------------------------|----------------|-------------|------------|-------------|------------|------------|------------|-----------|------------|------------|----------|-----------|-----------|------------|------------|-----------|-----------|-----------|
| 2009 | Greenville | .403 | 19 | 77 | 17 | 31 | 9 | 1 | 5 | 23 | 0 | 0 | 1 | 5 | 14 | 0 | 0 | 1 |
| | Tri-City | .326 | 53 | 187 | 25 | 61 | 15 | 2 | 7 | 33 | 0 | 3 | 3 | 15 | 30 | 1 | 0 | 2 |
| 2010 | Lexington | .362 | 88 | 348 | 83 | 126 | 31 | 3 | 15 | 64 | 0 | 1 | 11 | 33 | 55 | 3 | 0 | 3 |
| | Corpus Christi | .302 | 50 | 189 | 24 | 57 | 9 | 1 | 3 | 25 | 0 | 1 | 2 | 15 | 42 | 2 | 2 | 4 |
| 2011 | Corpus Christi | .338 | 88 | 317 | 50 | 107 | 25 | 1 | 13 | 72 | 0 | 7 | 4 | 42 | 55 | 1 | 0 | 2 |
| | HOUSTON | .274 | 53 | 208 | 29 | 57 | 13 | 0 | 6 | 35 | 0 | 3 | 2 | 13 | 48 | 0 | 1 | 1 |
| 2012 | HOUSTON | .241 | 113 | 395 | 34 | 95 | 14 | 3 | 11 | 55 | 0 | 2 | 1 | 40 | 96 | 0 | 2 | 2 |
| | Oklahoma City | .233 | 23 | 90 | 6 | 21 | 6 | 0 | 0 | 4 | 0 | 1 | 0 | 4 | 17 | 0 | 1 | 0 |
| 2013 | HOUSTON | .250 | 86 | 296 | 24 | 74 | 17 | 0 | 7 | 36 | 0 | 3 | 0 | 10 | 82 | 2 | 0 | 2 |
| | Corpus Christi | .300 | 5 | 20 | 1 | 6 | 2 | 0 | 1 | 5 | 0 | 0 | 0 | 0 | 1 | 0 | 0 | 0 |
| 2014 | Toledo | .308 | 17 | 65 | 16 | 20 | 3 | 1 | 10 | 22 | 0 | 0 | 3 | 3 | 17 | 2 | 0 | 0 |
| | DETROIT | .315 | 123 | 441 | 57 | 139 | 30 | 3 | 23 | 76 | 0 | 6 | 3 | 30 | 126 | 6 | 3 | 4 |
| 2015 | DETROIT | .282 | 158 | 596 | 93 | 168 | 33 | 2 | 38 | 102 | 0 | 3 | 5 | 53 | 178 | 3 | 2 | 2 |
| 2016 | DETROIT | .307 | 120 | 460 | 69 | 141 | 35 | 2 | 22 | 68 | 0 | 5 | 3 | 49 | 128 | 1 | 2 | 6 |
| | Toledo | .278 | 8 | 36 | 3 | 10 | 3 | 0 | 0 | 5 | 0 | 0 | 1 | 1 | 11 | 1 | 0 | 0 |
| 2017 | Lakeland | .375 | 2 | 8 | 2 | 3 | 1 | 0 | 1 | 2 | 0 | 0 | 0 | 0 | 1 | 0 | 0 | 0 |
| | Toledo | .067 | 4 | 15 | 1 | 1 | 0 | 0 | 1 | 2 | 0 | 1 | 0 | 2 | 6 | 0 | 0 | 1 |
| | DETROIT | .305 | 57 | 200 | 38 | 61 | 13 | 2 | 16 | 39 | 0 | 3 | 0 | 29 | 54 | 2 | 0 | 2 |
| | ARIZONA | .302 | 62 | 232 | 47 | 70 | 13 | 1 | 29 | 65 | 0 | 1 | 0 | 24 | 74 | 2 | 0 | 2 |
| Major League Totals | | .285 | 772 | 2828 | 391 | 805 | 168 | 13 | 152 | 476 | 0 | 26 | 14 | 248 | 786 | 16 | 10 | 21 |
| Minor League Totals | | .328 | 357 | 1352 | 228 | 443 | 104 | 9 | 56 | 257 | 0 | 14 | 25 | 120 | 249 | 10 | 3 | 13 |

- 2006 Selected by the Minnesota Twins in the 36th round of the June Draft (did not sign)
- 2009 Signed by the Houston Astros as a 20th-round selection in the June Draft
- 2013 On disabled list with a right knee sprain, 4/20-5/6
- 2013 On disabled list with a left wrist sprain, 7/27-9/12
- 2014 Signed by the Detroit Tigers as a minor league free agent, 3/24
- 2016 On disabled list with a non-displaced fracture of the radial neck at the right elbow, 6/17-8/2
- 2017 On disabled list with a sprained right foot, 3/30-5/11
- 2017 Acquired by the Arizona Diamondbacks in exchange for INFs Dawel Lugo, Sergio Alcantara, and Jose King, 7/18
- 2018 Signed by the Boston Red Sox as a free agent, 2/26

J.D. Martinez

J.D. Martinez, Continued

Postseason Record

| AVG. | G | AB | R | H | 2B | 3B | HR | RBI | SH | SF | HB | BB | SO | SB | CS | E |
|------|---|----|---|---|----|----|----|-----|----|----|----|----|----|----|----|---|
| .259 | 7 | 27 | 4 | 7 | 1 | 0 | 3 | 6 | 0 | 0 | 0 | 1 | 10 | 0 | 0 | 0 |

Wild Card Record

| YEAR | CLUB | AVG. | G | AB | R | H | 2B | 3B | HR | RBI | SH | SF | HB | BB | SO | SB | CS | E |
|------|-------------|------|---|----|---|---|----|----|----|-----|----|----|----|----|----|----|----|---|
| 2017 | ARI vs. COL | .000 | 1 | 4 | 1 | 0 | 0 | 0 | 0 | 0 | 0 | 0 | 0 | 1 | 2 | 0 | 0 | 0 |

Division Series Record

| YEAR | CLUB | AVG. | G | AB | R | H | 2B | 3B | HR | RBI | SH | SF | HB | BB | SO | SB | CS | E |
|-------------------------------|-------------|-------------|----------|-----------|----------|----------|----------|----------|----------|----------|----------|----------|----------|----------|----------|----------|----------|----------|
| 2014 | DET vs. BAL | .250 | 3 | 12 | 2 | 3 | 1 | 0 | 2 | 5 | 0 | 0 | 0 | 0 | 4 | 0 | 0 | 0 |
| 2017 | ARI vs. LAD | .364 | 3 | 11 | 1 | 4 | 0 | 0 | 1 | 1 | 0 | 0 | 0 | 0 | 4 | 0 | 0 | 0 |
| Division Series Totals | | .304 | 6 | 23 | 3 | 7 | 1 | 0 | 3 | 6 | 0 | 0 | 0 | 0 | 8 | 0 | 0 | 0 |

Additional Batting Statistics

| YEAR | CLUB | OBP | SLG | OPS | TB | GDP |
|----------------------------|---------|-------------|-------------|-------------|-------------|-----------|
| 2011 | HOUSTON | .319 | .423 | .742 | 88 | 4 |
| 2012 | HOUSTON | .311 | .375 | .685 | 148 | 18 |
| 2013 | HOUSTON | .272 | .378 | .650 | 112 | 8 |
| 2014 | DETROIT | .358 | .553 | .912 | 244 | 8 |
| 2015 | DETROIT | .344 | .535 | .879 | 319 | 11 |
| 2016 | DETROIT | .373 | .535 | .908 | 246 | 13 |
| 2017 | DETROIT | .388 | .630 | 1.018 | 126 | 10 |
| | ARIZONA | .366 | .741 | 1.107 | 172 | 13 |
| Major League Totals | | .342 | .514 | .857 | 1455 | 85 |

All-Star Game Record

| YEAR | CLUB | AVG | G | AB | R | H | 2B | 3B | HR | RBI | SH | SF | HB | BB | SO | SB | CS | E |
|------|-----------|------|---|----|---|---|----|----|----|-----|----|----|----|----|----|----|----|---|
| 2015 | AL at CIN | .000 | 1 | 1 | 0 | 0 | 0 | 0 | 0 | 0 | 0 | 0 | 0 | 0 | 0 | 0 | 0 | 0 |

Career Fielding Record

| YEAR | CLUB | POS | PCT. | G | GS | PO | A | E | TC | DP |
|----------------------|---------|-----------|-------------|------------|------------|-------------|-----------|-----------|-------------|----------|
| 2011 | HOUSTON | OF | .990 | 52 | 52 | 93 | 5 | 1 | 99 | 2 |
| 2012 | HOUSTON | OF | .986 | 100 | 97 | 131 | 9 | 2 | 142 | 0 |
| 2013 | HOUSTON | OF | .981 | 70 | 67 | 98 | 4 | 2 | 104 | 1 |
| 2014 | DETROIT | OF | .980 | 111 | 107 | 198 | 1 | 4 | 203 | 0 |
| 2015 | DETROIT | OF | .993 | 148 | 147 | 265 | 15 | 2 | 282 | 3 |
| 2016 | DETROIT | OF | .971 | 118 | 118 | 201 | 3 | 6 | 210 | 0 |
| 2017 | DETROIT | OF | .980 | 53 | 52 | 98 | 2 | 2 | 102 | 2 |
| | ARIZONA | OF | .980 | 60 | 60 | 99 | 1 | 2 | 102 | 0 |
| Career Totals | | OF | .983 | 712 | 700 | 1183 | 40 | 21 | 1244 | 8 |

Career Single-Game Highs

| | |
|-----------------------|---|
| HITS | 4, 4 times, last 9/9/17 for ARI vs. SD |
| DOUBLES | 3, 6/14/16 at CWS |
| HOME RUNS | 4, 9/4/17 for ARI at LAD |
| RBI | 6, 3 times, last 9/26/17 for ARI vs. SF |
| RUNS SCORED | 4, 9/4/17 for ARI at LAD |
| WALKS | 4, 5/16/17 for DET vs. BAL |
| STRIKEOUTS | 5, 5/27/13 vs. COL (12 innings) |
| STOLEN BASES | 1, 16 times, last 9/11/17 for ARI vs. COL |
| HITTING STREAK | 14, 2 times, last 8/9-24/16 |
| EJECTIONS (1) | 8/27/16 vs. LAA (HP, Mike Everitt) |

Home Run Notes

MULTI-HOME RUN GAMES (7)

4-HOME RUN GAMES (1)

9/4/17 for ARI at LAD

3-HOME RUN GAMES (1)

6/21/15 at NYY

2-HOME RUN GAMES (5)

5/13/17 for DET at LAA; 5/16/17 for DET vs. BAL; 7/26/17 for ARI vs. ATL; 8/27/17 for ARI vs. SF; 9/10/17 for ARI vs. SD

LEADOFF HOME RUNS (0)

GRAND SLAMS (5)

6/14/12 at SF off Barry Zito; 6/16/14 vs. KC off Donnie Joseph; 5/16/17 for DET vs. BAL off Brad Brach; 7/27/17 for ARI at STL off Luke Weaver; 9/26/17 for ARI vs. SF off Matt Moore

PINCH-HIT HOME RUNS (2)

5/19/14 at CLE off Cody Allen
8/3/16 vs. CWS off Chris Sale

EXTRA-INNING HOME RUNS (1)

9/16/15 at MIN off Brian Duensing (12th inning)

GAME-ENDING HOME RUNS (0)

INSIDE-THE-PARK HOME RUNS (0)

18 MITCH MORELAND

1B



Bats: Left • **Throws:** Left • **Height:** 6-3 • **Weight:** 248
Opening Day Age: 32 • **MLB Service:** 7 years, 67 days
Born: 9/6/1985 in Amory, MS
Resides: Pelham, AL
Acquired: Signed as a free agent on 12/18/2017
Contract Status: Signed through 2019

Career Highlights

- 🔴 Entering his 12th professional season, his 2nd in the Red Sox organization.
- 🔴 Won the 2016 AL Rawlings Gold Glove Award at 1B and was a finalist in 2017.
- 🔴 Has hit 20+ HR in 4 of the last 5 seasons, including in each of the last 3.
- 🔴 Joins José Abreu as the only AL 1st basemen with 20+ HR and 20+ 2B in each of the last 3 seasons.
- 🔴 In his ML career, has hit .256 with a .457 SLG vs. RHP (598-for-2,339)...114 of his 132 HR have been hit off RHP.
- 🔴 From 2015-17, had a higher AVG vs. LHP (.255) than vs. RHP (.252)...From the 2016 All-Star break through 2017, hit .290 with a .369 OBP vs. LHP (31-for-107).
- 🔴 Set a BOS franchise record—and tied the AL record—for consecutive games with a double (7) from 4/7-13/17.
- 🔴 Batted .429 (18-for-42) as a pinch-hitter from 2014-17, the majors' highest AVG in that span (min. 40 AB).
- 🔴 Has played in the postseason in 6 of the last 8 years.
- 🔴 Has appeared in 37 postseason games...11 of his 26 postseason hits have been XBH (8 2B, 3 HR)...Has slugged .609 (7-for-23, 2B, 2 HR) in 8 World Series games.
- 🔴 Was a standout pitcher at Amory (MS) High School and a 2-way player at Mississippi State.
- 🔴 Has made 2 ML pitching appearances: 5/6/14 for TEX at COL, and 8/25/17 for BOS vs. BAL (2.0 IP, 2 H, 1 SO).

2017: In his 1st season with the Red Sox, hit .246 (125-for-508) with 22 HR, 79 RBI, and 73 R.

- 🔴 Set career highs in games (149), at-bats (508), runs (73), doubles (34), and walks (57).
- 🔴 Drew a walk every 10.11 PA, his best rate of any full season...Struck out once every 4.80 PA, his best rate since 2012 (5.03).
- 🔴 Named a finalist for a Rawlings Gold Glove Award at 1B...According to FanGraphs, his 10 defensive runs saved were tied for the most among AL 1st basemen.
- 🔴 Did not miss any time on the disabled list despite suffering a fractured left big toe on 6/13.
- 🔴 Had 2 streaks of homering in 3 consecutive games (5/18-21 and 6/24-26)...Was the 1st Red Sox player with multiple streaks of 3 straight games with a homer in a single season since Adrián González in 2011.
- 🔴 Began the season 0-for-12, but then reached base in 11 of his next 15 PA (9-for-13, 2 BB).
- 🔴 Set a BOS franchise record—and tied the AL record—for consecutive games with a double (7) from 4/7-13.
- 🔴 Led the majors with 12 2B in April...The only other Red Sox player in the last 100 years with as many as 12 2B before 5/1 is Mike Napoli (13 in 2013).

DEFENSIVE RUNS SAVED, AL 1ST BASEMEN (2016-17)

| | |
|-------------------|----|
| 1. Mitch Moreland | 17 |
| 2. Joe Mauer | 13 |
| 3. Chris Davis | 3 |

ULTIMATE ZONE RATING, AL 1ST BASEMEN (2016-17)

| | |
|-------------------|------|
| 1. Mitch Moreland | 10.3 |
| 2. Joe Mauer | 8.4 |
| 3. Miguel Cabrera | 7.0 |

Source: FanGraphs

- 🔴 From 5/18-21 at OAK, homered in 3 consecutive games for the 1st time in his career.
- 🔴 Recorded an RBI in 6 straight games from 5/18-25, tying the longest streak of his career (also 7/26-31/16).
- 🔴 Had a season-best 10-game hitting streak from 6/4-16.
- 🔴 Hit by a pitch in the 1st inning on 6/13 vs. PHI, fracturing his left big toe...Remained in the game and went 2-for-5, homering in the 3rd inning.
- 🔴 Matched his career-long streak by homering in 3 straight games from 6/24-26.
- 🔴 Batted .119 (10-for-84) with 0 HR during a 25-game stretch from 6/28-7/29, while dealing with his injured toe.
- 🔴 In his next 27 games from 7/30-8/30, posted a .346/.404/.667 batting line (28-for-81, 8 2B, 6 HR).
- 🔴 Recorded his 1st walk-off HR as a member of the Red Sox (3rd of his career) on 8/4 vs. CWS, breaking a 2-2 tie in the 11th inning with a 2-out, 2-strike solo shot.
- 🔴 Each of his 7 hits from 7/30-8/5 went for extra bases (5 2B, 2 HR).
- 🔴 Homered on 8/23 at CLE and added his lone multi-HR game of the season the following day, also at CLE.
- 🔴 In the Sox' 16-3 loss to BAL on 8/25, started at 1B before pitching a scoreless 9th inning (2 H, 1 SO)...Became the 1st position player to pitch for the Red Sox since Ryan LaMarre (7/2/16 vs. LAA) and the 1st to record a strikeout since Jonathan Van Every (5/8/10 vs. NYY).
- 🔴 On 8/30 at TOR, broke a 1-1 tie with a 2-run, pinch-hit HR in the 7th inning and added a 2-run single in the 8th.
- 🔴 Homered in 4 of his final 14 games, including in back-to-back games on 9/27 vs. TOR and 9/28 vs. HOU.
- 🔴 Had at least 1 hit and scored at least 1 run in each of his final 4 games of the season (9/27-30).

POSTSEASON: Appeared in all 4 ALDS games vs. HOU, leading the Sox in runs scored (4) and doubles (tied, 2).

Mitch Moreland

Mitch Moreland, Continued

2016: Won the AL Rawlings Gold Glove Award at 1B...Batted .233 (107-for-460) with 22 HR and 60 RBI in 147 games.

👉 Led the AL with a .998 fielding % (2 E/1,103 TC) in 139 games (118 starts) at 1B, the highest mark in club history (min. 100 games at 1B)...Did not commit an error in his final 52 games of the season (last error: 7/31 vs. KC).

👉 Hit 14 of his 22 HR during a 52-game span from 6/8-8/13, posting a .316/.366/.645 batting line in that time.

👉 Led the majors with a .750 SLG in July (19-for-56, 2 2B, 7 HR)...His 7 HR from 7/18-31 led the AL and were tied for most in the majors (also Jay Bruce and Jedd Gyorko).

👉 Named AL Player of the Week for 7/25-31 (10-for-22, 5 HR, 9 RBI).

POSTSEASON: Appeared in all 3 ALDS games vs. TOR, going 2-for-8 with 2 2B and 2 RBI...Started Games 1 and 3.

2015: Matched his career high with 23 HR and established career bests in AVG (.278), hits (131), doubles (27), XBH (50), RBI (85), and SLG (.482) in 132 games (117 starts).

👉 Ranked among team leaders in HR (T-1st), RBI (2nd), and OPS (3rd, .812).

👉 Set a franchise record with 90 consecutive errorless games at 1B from 5/26-9/25.

👉 Placed on the DL on 4/29 (retro to 4/28) and had surgery that day to remove bone chips from his left elbow... Procedure was performed by Rangers Team Physician Dr. Keith Meister...Reinstated on 5/13.

👉 Named Rangers Player of the Month for June after batting .323 (32-for-99) with 9 HR and 25 RBI.

👉 Each of his 5 hits from 6/27-30 was a HR...Hit 2 HR on 6/29 at BAL and again on 6/30 at BAL, becoming the 8th player in Rangers history to record multiple HR in consecutive games...Also hit 2 HR on 7/11 vs. SD.

POSTSEASON: Went 0-for-13 in the ALDS vs. TOR... Endured a stomach illness on the eve of the series.

2014: Missed majority of season following ankle surgery in June...Hit .246 (41-for-167) in 52 games.

👉 Started 2 of TEX's first 41 games at 1B, but started 20 of their next 21 following an injury to Prince Fielder.

👉 On 5/6 at COL, became the 6th position player in TEX history to pitch in a game, working a perfect 8th inning.

👉 Also had a pinch-hit single on 5/6 at COL, becoming the first position player to record a pinch hit and then pitch in the same game since SF's Greg Litton on 7/4/91 vs. HOU (source: Elias).

👉 Placed on the 15-day DL on 6/8 with Os Trigonum Syndrome in his left ankle...Underwent season-ending reconstructive surgery on 6/23, performed by Dr. Robert Anderson in Charlotte, NC...Transferred to 60-day DL on 7/24.

2013: Hit .232 (107-for-462) with 24 2B, 23 HR, and 60 RBI in 147 games with TEX.

👉 Did not commit an error in 67 consecutive games at 1B from 7/9-9/25, totaling 471 chances in that span.

👉 Hit 6 HR in a 9-game span from 5/5-14.

👉 On the DL a with right hamstring strain from 6/6-20.

👉 Hit 5 HR in an 11-game span from 8/23-9/3.

2012: Batted .275 (90-for-327) and slugged .468 with 15 HR and 50 RBI in his 2nd ML season.

👉 Missed 31 games while on the DL from 6/20-7/29 with a strained left hamstring.

7 CONSECUTIVE GAMES WITH AT LEAST 1 DOUBLE, AMERICAN LEAGUE

| Player | Year |
|-----------------------|-------------|
| José Ramírez | 2017 |
| Mitch Moreland | 2017 |
| Brian Roberts | 2004 |
| Carlos Delgado | 2000 |
| Gary DiSarcina | 1998 |
| Todd Walker | 1998 |
| Jim Presley | 1986 |

*Source: Elias Sports Bureau

POSTSEASON: Struck out as a pinch-hitter in his lone PA in the Rangers' Wild Card Game loss to BAL.

2011: In 1st full ML season, made 89 starts at 1B, 27 in RF, and 7 at DH.

👉 6 of his 16 HR were game-winners, including an 11th-inning, walk-off blast on 6/21 vs. HOU.

👉 Hit 8 HR to lead off an inning.

👉 Tied an AL record for 1B by participating in 6 double plays on 4/15 at NYY.

POSTSEASON: Appeared in 9 postseason games, with TEX going 7-1 in his 8 starts.

👉 Started Games 4 and 5 of the World Series and appeared as a defensive replacement in Game 6.

👉 His solo HR in Game 5 marked his 2nd career World Series HR batting 9th, making him just the 4th player ever to hit 2 HR from that spot in the Fall Classic.

👉 Underwent arthroscopic surgery to remove the pisiform bone from his right wrist on 12/1...Procedure was performed by Dr. Tom Graham in Cleveland, OH.

2010: Made ML debut, starting 41 of TEX's final 61 games after a 7/29 recall from Triple-A Oklahoma City...Made 37 starts at 1B and 4 in RF.

👉 From the time of his recall through the end of the season, led TEX in HR (tied, 9) and BB (25).

👉 Went 2-for-4 in his ML debut on 7/29 vs. OAK... Singled off Vin Mazzaro in his 1st PA.

👉 Hit safely in his first 5 ML games.

👉 Hit his 1st HR on 8/13 vs. BOS off Josh Beckett.

👉 Hit 2 HR on 9/26 at OAK and again on 10/1 vs. LAA.

👉 Over his last 45 Triple-A games, batted .345 (57-for-165) with 9 HR and 40 RBI.

POSTSEASON: Started 13 of the Rangers' 16 postseason games and appeared in 15...Led TEX regulars in AVG (.348) and OBP (.400).

👉 Hit safely in 13 of his final 14 games and was the only Ranger with a hit in all 5 World Series games vs. SF.

👉 Hit a 3-run HR off Jonathan Sanchez in Game 3, becoming the 1st left-handed batter in ML history to homer off a LHP in the WS after never previously homering off a lefty in a regular season or postseason game.

2009: Named TEX's Tom Grieve Minor League Player of the Year after batting .331 (156-for-471) with 16 HR and 85 RBI in 116 games between High-A Bakersfield and Double-A Frisco.

👉 Led Rangers minor leaguers in AVG.

👉 Named the organization's Player of the Month for May.

Mitch Moreland, Continued

- 🔥 Promoted to Frisco on 5/26...At that time, led the California League in doubles (19).
- 🔥 Placed on the DL on 8/14 with a fracture in his right foot and missed the remainder of the season.
- 🔥 Following the season, hit .300 (21-for-70) with 3 HR in 18 games for Surprise in the Arizona Fall League.

2008: Spent entire season with Single-A Clinton...Named a Midwest League mid- and postseason All-Star...Led the league in AVG (.324), RBI (99), SLG (.536), and XBH (59).

- 🔥 Finished 2nd in league MVP voting to Ben Revere.
- 🔥 Was the starting RF for the West Division in the Midwest League All-Star Game.
- 🔥 Named Midwest League Player of the Week for 8/11-17.
- 🔥 Also pitched in 2 games (2.0 IP, 2 H, ER, 3 SO, BB).

2007: Spent entire season with Short-A Spokane in his pro debut.

Personal

- 🔥 Full name is Mitchell Austin Moreland.
- 🔥 Signed by Art Gardner (Rangers).
- 🔥 He and his wife, the former Susannah Higgins, were married on 11/13/11...They have 2 sons, Crue Howell (born 7/25/12) and Ledger Bryce (born 1/29/18), and a daughter, Swayze Ann (born 10/17/14).

- 🔥 Played 3 seasons (2005-07) at Mississippi State, where he hit .332 (144-for-434) with 91 RBI in 129 games...Also went 5-0 with 2 saves, a 3.31 ERA (12 ER/32.2 IP), and 45 SO in 25 pitching appearances.
- 🔥 Graduated in 2004 from Amory (MS) High School, where he went 25-2 in 3 varsity seasons...Posted a 0.53 ERA and averaged 18.3 SO/9.0 IP as a senior (55.0 IP, 112 SO)...Named a 2004 Louisville Slugger All-American.

In the Community

- 🔥 Signed autographs and posed for pictures with fans at Red Sox Winter Weekend in January 2017.
- 🔥 In his 1st season with BOS, participated in 4 Red Sox Destinations events, a fan VIP experience.
- 🔥 Also took part in 2 Red Sox Kids Camps at Fenway Park, met with Jimmy Fund patients, and participated in Picnic in the Park, which benefits the Red Sox Foundation.
- 🔥 Participated in the 2015-16 Rangers winter caravan and fan fest.
- 🔥 Chaired the annual Rangers Baseball Tomorrow Fund Equipment Drive, which partners with the Texas Rangers Baseball Foundation to request much needed equipment for the Jr. RBI and RBI programs in Arlington and Dallas.
- 🔥 In 2013, personally asked teammates to make a donation to the drive, with the funds being used to build a playground in West, TX, as the city continued its recovery from the April 2013 industrial plant explosion.

Mitch Moreland

Mitch Moreland's Career Record

| YEAR | CLUB | AVG | G | AB | R | H | 2B | 3B | HR | RBI | SH | SF | HB | BB | SO | SB | CS | E |
|----------------------------|---------------|-------------|------------|-------------|------------|------------|------------|-----------|------------|------------|----------|-----------|-----------|------------|------------|----------|----------|-----------|
| 2007 | Spokane | .259 | 27 | 108 | 10 | 28 | 7 | 1 | 2 | 15 | 1 | 1 | 0 | 8 | 25 | 1 | 0 | 2 |
| 2008 | Clinton | .324 | 122 | 466 | 64 | 151 | 37 | 4 | 18 | 99 | 0 | 5 | 2 | 60 | 67 | 2 | 4 | 10 |
| 2009 | Bakersfield | .341 | 43 | 170 | 34 | 58 | 19 | 0 | 8 | 26 | 0 | 2 | 4 | 21 | 26 | 1 | 0 | 2 |
| | Frisco | .326 | 73 | 301 | 51 | 98 | 19 | 3 | 8 | 59 | 0 | 2 | 1 | 23 | 42 | 1 | 1 | 2 |
| 2010 | Oklahoma City | .289 | 95 | 353 | 52 | 102 | 29 | 2 | 12 | 65 | 2 | 7 | 3 | 47 | 63 | 2 | 1 | 3 |
| | TEXAS | .255 | 47 | 145 | 20 | 37 | 4 | 0 | 9 | 25 | 0 | 2 | 1 | 25 | 36 | 3 | 1 | 3 |
| 2011 | TEXAS | .259 | 134 | 464 | 60 | 120 | 22 | 1 | 16 | 51 | 2 | 3 | 4 | 39 | 92 | 2 | 2 | 5 |
| 2012 | TEXAS | .275 | 114 | 327 | 41 | 90 | 18 | 0 | 15 | 50 | 2 | 4 | 1 | 23 | 71 | 1 | 1 | 3 |
| | Round Rock | .167 | 2 | 6 | 0 | 1 | 0 | 0 | 0 | 0 | 0 | 0 | 0 | 2 | 0 | 0 | 0 | 0 |
| | Frisco | .308 | 3 | 13 | 4 | 4 | 2 | 0 | 0 | 1 | 0 | 0 | 1 | 0 | 2 | 0 | 0 | 0 |
| 2013 | TEXAS | .232 | 147 | 462 | 60 | 107 | 24 | 1 | 23 | 60 | 0 | 8 | 3 | 45 | 117 | 0 | 0 | 5 |
| | Frisco | .500 | 3 | 12 | 3 | 6 | 3 | 0 | 1 | 3 | 0 | 0 | 0 | 0 | 1 | 0 | 0 | 0 |
| 2014 | TEXAS | .246 | 52 | 167 | 18 | 41 | 9 | 1 | 2 | 23 | 2 | 2 | 1 | 12 | 43 | 0 | 0 | 3 |
| 2015 | TEXAS | .278 | 132 | 471 | 51 | 131 | 27 | 0 | 23 | 85 | 0 | 5 | 7 | 32 | 112 | 1 | 0 | 4 |
| 2016 | Round Rock | .000 | 4 | 11 | 2 | 0 | 0 | 0 | 0 | 0 | 0 | 0 | 0 | 6 | 1 | 0 | 0 | 0 |
| 2016 | TEXAS | .233 | 147 | 460 | 49 | 107 | 21 | 0 | 22 | 60 | 0 | 0 | 8 | 35 | 118 | 1 | 0 | 2 |
| 2017 | BOSTON | .246 | 149 | 508 | 73 | 125 | 34 | 0 | 22 | 79 | 0 | 5 | 6 | 57 | 120 | 0 | 1 | 5 |
| Major League Totals | | .252 | 922 | 3004 | 372 | 758 | 159 | 3 | 132 | 433 | 6 | 29 | 31 | 268 | 709 | 8 | 5 | 30 |
| Minor League Totals | | .311 | 372 | 1440 | 220 | 448 | 116 | 10 | 49 | 268 | 3 | 17 | 11 | 165 | 229 | 7 | 6 | 19 |
| Red Sox Totals | | .246 | 149 | 508 | 73 | 125 | 34 | 0 | 22 | 79 | 0 | 5 | 6 | 57 | 120 | 0 | 1 | 5 |

- 2007 Signed by the Texas Rangers as a 17th-round selection in the June Draft
- 2012 On disabled list with a left hamstring strain, 6/20-7/29
- 2013 On disabled list with a right hamstring strain, 6/6-20
- 2014 On disabled list with Os Trigonum Syndrome in his left ankle, 6/8 through remainder of season
- 2015 On disabled list recovering from left elbow surgery, 4/28-5/12
- 2016 Signed by the Boston Red Sox as a free agent, 12/8
- 2017 Signed by the Boston Red Sox as a free agent, 12/18

Additional Batting Statistics

| YEAR | CLUB | OBP | SLG | OPS | TB | GDP |
|----------------------------|--------|-------------|-------------|-------------|-------------|-----------|
| 2010 | TEXAS | .364 | .469 | .833 | 68 | 3 |
| 2011 | TEXAS | .320 | .414 | .733 | 192 | 9 |
| 2012 | TEXAS | .321 | .468 | .789 | 153 | 8 |
| 2013 | TEXAS | .299 | .437 | .736 | 202 | 10 |
| 2014 | TEXAS | .297 | .347 | .644 | 58 | 7 |
| 2015 | TEXAS | .330 | .482 | .812 | 227 | 9 |
| 2016 | TEXAS | .298 | .422 | .720 | 194 | 8 |
| 2017 | BOSTON | .326 | .443 | .769 | 225 | 14 |
| Major League Totals | | .317 | .439 | .756 | 1319 | 68 |

Mitch Moreland, Continued

Postseason Record

| AVG | G | AB | R | H | 2B | 3B | HR | RBI | SH | SF | HB | BB | SO | SB | CS | E |
|------|----|-----|----|----|----|----|----|-----|----|----|----|----|----|----|----|---|
| .236 | 37 | 110 | 12 | 26 | 8 | 0 | 3 | 13 | 1 | 0 | 1 | 11 | 24 | 0 | 0 | 3 |

Wild Card Record

| YEAR | CLUB | AVG | G | AB | R | H | 2B | 3B | HR | RBI | SH | SF | HB | BB | SO | SB | CS | E |
|------|-------------|------|---|----|---|---|----|----|----|-----|----|----|----|----|----|----|----|---|
| 2012 | TEX vs. BAL | .000 | 1 | 1 | 0 | 0 | 0 | 0 | 0 | 0 | 0 | 0 | 0 | 0 | 1 | 0 | 0 | 0 |

Division Series Record

| YEAR | CLUB | AVG | G | AB | R | H | 2B | 3B | HR | RBI | SH | SF | HB | BB | SO | SB | CS | E |
|-------------------------------|-------------|-------------|-----------|-----------|----------|-----------|----------|----------|----------|----------|----------|----------|----------|----------|-----------|----------|----------|----------|
| 2010 | TEX vs. TB | .200 | 4 | 15 | 1 | 3 | 3 | 0 | 0 | 1 | 0 | 0 | 0 | 0 | 3 | 0 | 0 | 0 |
| 2011 | TEX vs. TB | .100 | 3 | 10 | 1 | 1 | 0 | 0 | 1 | 2 | 0 | 0 | 1 | 1 | 1 | 0 | 0 | 0 |
| 2015 | TEX vs. TOR | .000 | 5 | 13 | 0 | 0 | 0 | 0 | 0 | 1 | 0 | 0 | 0 | 2 | 3 | 0 | 0 | 1 |
| 2016 | TEX vs. TOR | .250 | 3 | 8 | 1 | 2 | 2 | 0 | 0 | 2 | 0 | 0 | 0 | 1 | 1 | 0 | 0 | 0 |
| 2017 | BOS vs. HOU | .385 | 4 | 13 | 4 | 5 | 2 | 0 | 0 | 0 | 0 | 0 | 0 | 2 | 2 | 0 | 0 | 0 |
| Division Series Totals | | .186 | 19 | 59 | 7 | 11 | 7 | 0 | 1 | 6 | 0 | 0 | 1 | 6 | 10 | 0 | 0 | 1 |

League Championship Series Record

| YEAR | CLUB | AVG | G | AB | R | H | 2B | 3B | HR | RBI | SH | SF | HB | BB | SO | SB | CS | E |
|-------------------|-------------|-------------|----------|-----------|----------|----------|----------|----------|----------|----------|----------|----------|----------|----------|----------|----------|----------|----------|
| 2010 | TEX vs. NYY | .462 | 6 | 18 | 3 | 7 | 0 | 0 | 0 | 3 | 1 | 0 | 0 | 2 | 2 | 0 | 0 | 0 |
| 2011 | TEX vs. DET | .111 | 3 | 9 | 0 | 1 | 0 | 0 | 0 | 0 | 0 | 0 | 0 | 1 | 5 | 0 | 0 | 1 |
| LCS Totals | | .296 | 9 | 27 | 3 | 8 | 0 | 0 | 0 | 3 | 1 | 0 | 0 | 3 | 7 | 0 | 0 | 1 |

World Series Record

| YEAR | CLUB | AVG | G | AB | R | H | 2B | 3B | HR | RBI | SH | SF | HB | BB | SO | SB | CS | E |
|----------------------------|-------------|-------------|----------|-----------|----------|----------|----------|----------|----------|----------|----------|----------|----------|----------|----------|----------|----------|----------|
| 2010 | TEX vs. SF | .462 | 5 | 13 | 1 | 6 | 1 | 0 | 1 | 3 | 0 | 0 | 0 | 2 | 4 | 0 | 0 | 1 |
| 2011 | TEX vs. STL | .100 | 3 | 10 | 1 | 1 | 0 | 0 | 1 | 1 | 0 | 0 | 0 | 0 | 2 | 0 | 0 | 0 |
| World Series Totals | | .304 | 8 | 23 | 2 | 7 | 1 | 0 | 2 | 4 | 0 | 0 | 0 | 2 | 6 | 0 | 0 | 1 |

Career Fielding Record

| YEAR | CLUB | POS | PCT. | G | GS | PO | A | E | TC | DP |
|----------------------|--------|-----------|-------------|------------|------------|-------------|------------|-----------|-------------|------------|
| 2010 | TEXAS | 1B | .993 | 40 | 37 | 289 | 16 | 2 | 307 | 18 |
| | | OF | .909 | 7 | 4 | 10 | 0 | 1 | 11 | 0 |
| 2011 | TEXAS | 1B | .995 | 99 | 89 | 731 | 54 | 4 | 789 | 88 |
| | | OF | .982 | 34 | 28 | 55 | 0 | 1 | 56 | 0 |
| 2012 | TEXAS | 1B | .996 | 95 | 82 | 691 | 57 | 3 | 751 | 68 |
| | | OF | 1.000 | 3 | 0 | 3 | 0 | 0 | 3 | 0 |
| 2013 | TEXAS | 1B | .996 | 146 | 129 | 1045 | 96 | 5 | 1146 | 108 |
| | | OF | - | 1 | 0 | 0 | 0 | 0 | 0 | 0 |
| 2014 | TEXAS | 1B | .989 | 22 | 22 | 158 | 14 | 2 | 174 | 15 |
| | | OF | .800 | 2 | 2 | 4 | 0 | 1 | 5 | 0 |
| 2015 | TEXAS | 1B | .996 | 120 | 110 | 975 | 64 | 4 | 1043 | 109 |
| 2016 | TEXAS | 1B | .998 | 139 | 118 | 1036 | 65 | 2 | 1103 | 138 |
| 2017 | BOSTON | 1B | .995 | 138 | 126 | 938 | 67 | 5 | 1010 | 95 |
| Career Totals | | 1B | .996 | 799 | 713 | 5863 | 433 | 27 | 6323 | 639 |
| | | OF | .960 | 47 | 34 | 72 | 0 | 3 | 75 | 0 |

Career Single-Game Highs

| | |
|-----------------------|-------------------------------------|
| HITS | 4, 8/13/15 at MIN |
| DOUBLES | 2, 9 times, last 8/3/17 vs. CWS |
| HOME RUNS | 2, 11 times, last 8/24/17 at CLE |
| RBI | 5, 3 times, last 8/22/12 vs. BAL |
| RUNS SCORED | 3, 6 times, last 9/15/17 at TB |
| WALKS | 3, 4 times, last 9/2/13 at OAK |
| STRIKEOUTS | 4, 2 times, last 6/18/17 at HOU |
| STOLEN BASES | 1, 8 times, last 8/10/16 vs. COL |
| HITTING STREAK | 11, 2 times, last 6/4-16/15 |
| EJECTIONS (1) | 9/19/16 vs. LAA (HP, Kerwin Danley) |

Home Run Notes

MULTI-HOME RUN GAMES (11)

2-HOME RUN GAMES (11)

9/26/10 at OAK; 10/1/10 vs. LAA; 8/19/11 at CWS; 5/17/12 vs. OAK; 5/14/13 at OAK; 6/29/15 at BAL; 6/30/15 at BAL; 7/11/15 vs. SD; 6/10/16 at SEA; 7/28/16 vs. KC; 8/24/17 at CLE

LEADOFF HOME RUNS (0)

GRAND SLAMS (2)

8/22/12 vs. BAL off Tommy Hunter; 8/27/16 vs. CLE off Carlos Carrasco

PINCH-HIT HOME RUNS (3)

6/9/12 at SF off Ryan Vogelsong; 8/23/13 at CWS off Dylan Axelrod; 8/30/17 at TOR off Tom Koehler

EXTRA-INNING HOME RUNS (3)

6/21/11 vs. HOU off Eneiro Del Rosario (11th); 5/14/13 at OAK off Chris Resop (10th); 8/4/17 vs. CWS off Aaron Bummer (11th)

GAME-ENDING HOME RUNS (3)

6/21/11 vs. HOU off Eneiro Del Rosario; 7/30/16 vs. KC off Brooks Pounders; 8/4/17 vs. CWS off Aaron Bummer

INSIDE-THE-PARK HOME RUNS (0)

36 EDUARDO NÚÑEZ

INF



Bats: Right • **Throws:** Right • **Height:** 6-0 • **Weight:** 195
Opening Day Age: 30 • **MLB Service:** 6 years, 90 days
Born: 6/15/1987 in Santo Domingo, Distrito Nacional, DR
Resides: Santo Domingo, Distrito Nacional, DR
Acquired: Signed as a free agent on 2/18/2018
Contract Status: Signed through 2018
(player option for 2019)

Career Highlights

- Entering his 15th professional season, his 1st full season in the Red Sox organization.
- Has appeared in 669 ML games with NYY (2010-13), MIN (2014-16), SF (2016-17), and BOS (2017).
- Was originally signed by the Yankees on 2/25/04 as an international free agent.
- In the majors, has made 230 starts at SS, 206 at 3B, 41 at 2B, 36 in the OF, and 29 at DH.
- Named a 2016 AL All-Star with the Twins...Also earned MIN's Heart & Hustle Award in 2016.
- Has played in the postseason 4 times with NYY (2011-12), MIN (2016), and BOS (2017).
- Hit .296 (358-for-1,208) from 2015-17, including .308 (271-for-879) against RHP.
- Has been successful in 129 of 164 career stolen base attempts (78.7%)...Stole 40 bases in 2016.
- On the MLB roster for the 2014 Japan All-Star Series.
- 2017: In 114 games between the Giants (76 G) and Red Sox (38 G), posted career highs in AVG (.313, 146-for-467), OBP (.341), SLG (.460), doubles (33), and XBH (45).**
- Hit 8 HR in 38 games with BOS, after totaling 4 HR in 76 games with SF.
- From 5/12 through the remainder of the season, hit .337 (114-for-338) with an .883 OPS in 80 games.
- Made 51 starts at 3B, 25 at 2B, 18 in the OF, 15 at SS, and 4 at DH...25 of his starts with the Sox came at 2B.
- Hit .394 with RISP (41-for-104), the majors' 2nd-highest mark (Daniel Murphy-.409).
- Reached base in a career-long 33 consecutive games from 5/12-7/16, the longest streak by any player in 2017 and the longest by a Giant since Randy Winn in 2008 (34).
- In 76 games with SF, hit .308 (93-for-302) with 37 runs, 21 2B, 4 HR, 31 RBI, and a team-leading 18 SB.
- Went 3-for-4 with a double, an RBI, and 2 steals in his first Opening Day with SF on 4/2 at ARI...Was the 4th Giant since 1913 to steal multiple bases on Opening Day, and the first with multiple stolen bases and 3+ hits.
- Recorded multiple hits in each of the Giants' first 3 games of the year, becoming the first Giants hitter to do that since Aaron Rowand in 2009.
- From 5/12-7/25, hit safely in 38 of 42 games, batting .353 (61-for-173) with a .497 SLG...Recorded a career-long 12-game hitting streak from 5/12-26 and an 11-game hit streak from 5/28-6/9.
- Scored a run in 5 straight games from 5/17-22, his longest career streak in a single season.
- Homered on 6/4 at PHI and 6/5 at MIL.

DEADLINE DIVIDENDS

- Núñez was acquired by BOS from SF on 7/25 and added to the active roster on 7/28...In his 2nd game with the Sox on 7/29 vs. KC, he hit 2 HR and delivered a walk-off RBI in the 10th inning... He tied a 116-year-old record for the most hits by a player in their first 10 games as a Red Sox (19).
- Was on the DL from 6/20-7/13 with a right hamstring strain...Played 3 rehab games with High-A San Jose and Double-A Richmond.
- Delivered his first career walk-off RBI on 7/18 vs. CLE, singling in the game-winning run in the 10th inning.
- Acquired by BOS on 7/25 in exchange for minor league RHPs Shaun Anderson and Gregory Santos...Added to the Sox' active roster on 7/28 and started at DH that day vs. KC (2-for-3, BB).
- Went 19-for-45 (.422) with 12 RBI and 10 XBH (6 2B, 4 HR) in his first 10 games with BOS...According to Elias, his 19 hits are tied for the most ever by a player in his first 10 games with the Red Sox (also Charlie Hemphill, 1901).
- Drove in the winning run on 7/29 vs. KC, just 11 days after he recorded his 1st career walk-off RBI with the Giants (7/18 vs. CLE)...According to Elias, the last player to record a walk-off RBI with 2 different teams in as few days between the games was Luis Salazar in 1989; Salazar had a walk-off RBI with SD on 8/29 vs. MON, then had another with CHC on 9/9 vs. STL.
- Also hit 2 HR on 7/29 vs. KC, becoming the 1st player with a multi-homer game in either his 1st or 2nd game with the Red Sox since Gabe Kapler hit 2 HR on 6/29/03, his 2nd game with BOS.
- Went 16-for-38 (.421) with a 1.158 OPS during the Sox' 8-game win streak from 7/31-8/9.
- In the Sox' 2 wins vs. CLE on 7/31 and 8/1, went a combined 6-for-10 with 4 2B and 6 RBI...In their 2 wins at CLE on 8/22 and 8/23, was 4-for-9 with 2 HR and 7 RBI.
- Hit safely in 11 of his final 12 games of the season, including each of his last 5.
- Removed from the game on 9/9 vs. TB with a right knee contusion.
- Appeared in only 1 more game the rest of the season, going 1-for-2 with a double and a run scored on 9/25 vs. TOR...Was removed from that game after re aggravating his right knee during an at-bat in the 3rd inning.
- POSTSEASON:** Started Game 1 of the ALDS at HOU, batting 2nd as the DH...Removed after re aggravating his injured knee while running out a ground ball.

Eduardo Núñez

Eduardo Núñez, Continued

2016: Earned his 1st career All-Star selection... In 141 games with MIN and SF, hit .288 (159-for-553) with 16 HR and 67 RBI...Ranked 5th in the majors with 40 steals in 50 attempts.

👉 Recorded career bests in games, HR, RBI, runs (73), steals, triples (tied, 4), and BB (29).

👉 Hit .296 with 12 HR and 47 RBI in 91 games with MIN before being acquired by the Giants on 7/28 in exchange for minor league LHP Adalberto Mejia.

👉 Suffered a hamstring strain on 9/25 at SD and missed the final week of the regular season.

POSTSEASON: Came off the bench in Games 1, 2, and 3 of the NLDS vs. CHC (0-for-3).

2015: Spent the entire season with MIN, batting .282 (53-for-188) in 72 games (48 starts).

👉 Made the Twins' Opening Day roster, the 4th of his career and his 1st with MIN.

👉 On the 15-day disabled list with a left oblique strain from 4/30-5/17.

2014: In his 1st season with MIN, hit .250 (51-for-204) with 4 HR in 72 ML games.

👉 Played 19 games for the Yankees in spring training before being designated for assignment on 4/1.

👉 Acquired by MIN on 4/7 in exchange for LHP Miguel Sulbaran...Optioned to Triple-A Rochester.

👉 Made his Twins debut as the "26th man" for a doubleheader on 4/17 vs. TOR (1-for-3, BB)...Optioned back to Rochester after the games.

👉 Recalled again on 5/8...On the 15-day DL with a right hamstring strain from 6/15-29.

👉 After the season, was named to the MLB All-Star roster for the Japan All-Star series.

2013: Hit .260 (79-for-304) in 90 games for NYY, making 69 starts at SS as Derek Jeter spent a majority of the season on the disabled list.

👉 Made his 3rd career Opening Day roster with NYY.

👉 Became the 1st player other than Derek Jeter to lead the team in starts at SS since Tony Fernandez (101 in 1995).

👉 Placed on the 15-day disabled list on 5/12 (retro to 5/6) with a left oblique strain...Transferred to the 60-day DL on 6/14.

👉 Returned from rehab and reinstated from the 60-day DL on 7/6, missing 56 games.

👉 Following the season, played in 5 games for Toros del Este of the Dominican Winter League.

2012: Hit .272 (26-for-89) in 38 games (25 starts) over 2 stints with NYY.

👉 Made the Yankees' Opening Day roster for a 2nd consecutive season.

👉 Optioned to Triple-A Scranton/Wilkes-Barre 5/11.

👉 Placed on the DL from 5/20-7/22 with right thumb inflammation.

👉 Returned to the ML club as a September call-up.

👉 Following the season, played in 12 games for Toros del Este of the Dominican Winter League.

POSTSEASON: Appeared in 5 postseason games, starting Game 2 of the ALDS at BAL (DH) and Games 3 and 4 of the ALCS at DET (SS)...Homed in the Yankees' 2-1 loss to the Tigers in Game 3.

2011: Made his 1st career Opening Day roster and spent the entire season with NYY...Hit .265 (82-for-309) in 112 games, starting mostly at SS (39 G) and 3B (33 G).

👉 Ranked T-4th among rookies with 22 SB.

👉 Appeared in the outfield for the 1st time in his professional career on 4/25 vs. CWS, entering as a pinch-runner in the 8th inning and remaining in the game in LF.

👉 Made 17 consecutive starts at SS from 6/14-7/2 while Derek Jeter was on the 15-day disabled list...Batted .339 (20-for-59) with 2 HR during the stretch, with the Yankees going 14-3.

POSTSEASON: Appeared in Game 3 of the ALDS at DET, stealing a base as a pinch runner.

2010: Made his ML debut, appearing in 30 games for NYY...Played in 118 games with Triple-A Scranton/Wilkes-Barre, earning International League mid-season and postseason All-Star honors.

👉 Recorded the 3rd-highest AVG (.289) among Yankees farmhands and led Scranton/WB in hits (134), doubles (25), and stolen bases (23).

👉 Started at SS for the IL in the Triple-A All-Star Game on 7/14 (0-for-2).

👉 Was recalled from Scranton/WB on 8/19 when Lance Berkman went on the 15-day DL.

👉 At the time of his recall, was leading the IL in hits.

👉 Made his ML debut that night vs. DET, entering the game defensively in the 7th inning at SS and going 0-for-1.

👉 Made his 1st ML start on 8/21 vs. SEA (3B)...Went 1-for-3 and scored a run, collecting his 1st hit with a go-ahead RBI single off Jason Vargas in the 7th inning.

👉 Hit his 1st HR on 8/28 at CWS, a 2-run shot off John Danks in the 2nd inning of a 12-9 win.

👉 Following the season, ranked by *Baseball America* as the Yankees' No. 8 prospect...Also tabbed the best defensive infielder and as having the best infield arm in the organization.

👉 Batted .348 (8-for-23) in 7 games with Toros del Este in the Dominican Winter League following the season.

2009: Named an Eastern League mid-season and postseason All-Star with Double-A Trenton... Ranked 2nd in the league in hits (160) and 3rd in AVG (.322).

👉 Was the starting SS for the North Division in the EL All-Star Game.

👉 After the season, played in 4 games for Toros del Este in the Dominican Winter League.

2008: Spent the entire season with High-A Tampa.

👉 On the disabled list from 4/8-19 (right thumb sprain) and 5/12-6/2 (left thumb sprain).

2007: Batted .251 (113-for-451) in 121 games with Single-A Charleston and High-A Tampa... Named a South Atlantic League mid-season All-Star.

👉 Was the starting SS for the North Division in the SAL All-Star Game.

2006: Hit .214 (105-for-491) in 127 games between Single-A Charleston and High-A Tampa.
2005: Named a New York-Penn League mid-season All-Star in his U.S. debut.

👉 In the NYPL All-Star Game, went 1-for-3 with a run scored and an RBI.

👉 Following the season, ranked by *Baseball America* as the Yankees' No. 6 prospect.

2004: Played in 63 games for the Dominican Summer League Yankees1 in his pro debut.

Personal

👉 Full name is Eduardo Michelle Núñez.

👉 Has 2 sons, Christopher and Oscar.

In the Community

👉 In his debut season with the Red Sox in 2017, signed autographs and interacted with fans at a Picnic in the Park event, which benefits the Red Sox Foundation.

👉 Also spoke to Red Sox fans at Fenway Park for the BoSox Club's Family Day on 8/1/17.

👉 As part of the Yankees' HOPE Week in 2013, helped throw a birthday party for homeless children to support the Birthday Wishes foundation.

Eduardo Núñez's Career Record

| YEAR | CLUB | AVG | G | AB | R | H | 2B | 3B | HR | RBI | SH | SF | HB | BB | SO | SB | CS | E |
|------|----------------------------|-------------|------------|-------------|------------|------------|------------|-----------|-----------|------------|-----------|-----------|-----------|------------|------------|------------|-----------|------------|
| 2004 | DSL Yankees1 | .249 | 63 | 229 | 27 | 57 | 7 | 1 | 0 | 33 | 1 | 2 | 5 | 13 | 23 | 5 | 4 | - |
| 2005 | Staten Island | .313 | 73 | 281 | 37 | 88 | 11 | 6 | 3 | 46 | 6 | 0 | 3 | 20 | 43 | 6 | 3 | 28 |
| 2006 | Tampa | .184 | 37 | 147 | 17 | 27 | 5 | 3 | 4 | 26 | 4 | 2 | 0 | 8 | 28 | 6 | 1 | 14 |
| | Charleston | .227 | 90 | 344 | 36 | 78 | 11 | 3 | 2 | 40 | 0 | 2 | 2 | 23 | 48 | 16 | 5 | 26 |
| 2007 | Charleston | .238 | 91 | 328 | 36 | 78 | 10 | 2 | 1 | 28 | 2 | 3 | 2 | 25 | 42 | 20 | 8 | 27 |
| | Tampa | .285 | 30 | 123 | 16 | 35 | 5 | 0 | 1 | 13 | 0 | 1 | 3 | 7 | 18 | 9 | 0 | 6 |
| 2008 | Tampa | .271 | 94 | 373 | 45 | 101 | 18 | 3 | 6 | 42 | 5 | 4 | 1 | 19 | 48 | 14 | 10 | 19 |
| 2009 | Trenton | .322 | 123 | 497 | 70 | 160 | 26 | 1 | 9 | 55 | 4 | 4 | 1 | 22 | 63 | 19 | 7 | 33 |
| 2010 | Scranton/W-B | .289 | 118 | 464 | 55 | 134 | 25 | 3 | 4 | 50 | 3 | 2 | 5 | 32 | 60 | 23 | 5 | 14 |
| | NEW YORK-AL | .280 | 30 | 50 | 12 | 14 | 1 | 0 | 1 | 7 | 0 | 0 | 0 | 3 | 2 | 5 | 0 | 1 |
| 2011 | NEW YORK-AL | .265 | 112 | 309 | 38 | 82 | 18 | 2 | 5 | 30 | 6 | 1 | 0 | 22 | 37 | 22 | 6 | 20 |
| 2012 | Scranton/W-B | .227 | 38 | 163 | 18 | 37 | 4 | 0 | 2 | 16 | 0 | 2 | 0 | 7 | 28 | 16 | 3 | 5 |
| | GCL Yankees | .200 | 4 | 10 | 1 | 2 | 0 | 0 | 1 | 1 | 0 | 0 | 0 | 0 | 0 | 0 | 0 | 0 |
| | Tampa | .286 | 2 | 7 | 2 | 2 | 0 | 0 | 0 | 0 | 0 | 0 | 0 | 0 | 1 | 1 | 0 | 0 |
| | NEW YORK-AL | .292 | 38 | 89 | 14 | 26 | 4 | 1 | 1 | 11 | 0 | 4 | 1 | 6 | 12 | 11 | 2 | 7 |
| 2013 | NEW YORK-AL | .260 | 90 | 304 | 38 | 79 | 17 | 4 | 3 | 28 | 4 | 5 | 3 | 20 | 51 | 10 | 3 | 14 |
| | Tampa | .333 | 3 | 3 | 2 | 1 | 0 | 0 | 0 | 0 | 0 | 0 | 0 | 2 | 0 | 2 | 0 | 0 |
| | Charleston | .400 | 2 | 5 | 1 | 2 | 0 | 0 | 0 | 0 | 0 | 0 | 0 | 1 | 0 | 1 | 0 | 1 |
| | Trenton | .375 | 2 | 8 | 1 | 3 | 0 | 0 | 0 | 1 | 0 | 0 | 0 | 1 | 2 | 0 | 0 | 0 |
| 2014 | Rochester | .282 | 11 | 39 | 7 | 11 | 1 | 0 | 1 | 6 | 0 | 1 | 0 | 1 | 8 | 1 | 0 | 2 |
| | MINNESOTA | .250 | 72 | 204 | 26 | 51 | 7 | 4 | 4 | 24 | 3 | 0 | 1 | 5 | 31 | 9 | 3 | 7 |
| | New Britain | .400 | 4 | 10 | 1 | 4 | 0 | 1 | 0 | 0 | 0 | 0 | 0 | 3 | 2 | 1 | 0 | 1 |
| 2015 | MINNESOTA | .282 | 72 | 188 | 23 | 53 | 14 | 1 | 4 | 20 | 2 | 1 | 1 | 12 | 29 | 8 | 4 | 3 |
| 2016 | MINNESOTA | .296 | 91 | 371 | 49 | 110 | 15 | 1 | 12 | 47 | 2 | 5 | 3 | 15 | 58 | 27 | 6 | 11 |
| | SAN FRANCISCO | .269 | 50 | 182 | 24 | 49 | 9 | 3 | 4 | 20 | 0 | 1 | 2 | 14 | 30 | 13 | 4 | 2 |
| 2017 | SAN FRANCISCO | .308 | 76 | 302 | 37 | 93 | 21 | 0 | 4 | 31 | 1 | 2 | 1 | 12 | 29 | 18 | 5 | 9 |
| | Richmond | .333 | 1 | 3 | 1 | 1 | 1 | 0 | 0 | 0 | 0 | 0 | 0 | 1 | 0 | 0 | 0 | 0 |
| | San Jose | .200 | 2 | 5 | 1 | 1 | 0 | 0 | 0 | 0 | 0 | 0 | 0 | 1 | 2 | 0 | 0 | 0 |
| | BOSTON | .321 | 38 | 165 | 23 | 53 | 12 | 0 | 8 | 27 | 0 | 0 | 2 | 6 | 25 | 6 | 2 | 4 |
| | Major League Totals | .282 | 669 | 2164 | 284 | 610 | 118 | 16 | 46 | 245 | 18 | 19 | 14 | 115 | 304 | 129 | 35 | 78 |
| | Minor League Totals | .270 | 788 | 3039 | 374 | 822 | 124 | 23 | 34 | 357 | 25 | 23 | 22 | 185 | 417 | 140 | 46 | 176 |
| | Red Sox Totals | .321 | 38 | 165 | 23 | 53 | 12 | 0 | 8 | 27 | 0 | 0 | 2 | 6 | 25 | 6 | 2 | 4 |

- 2004 Signed by the New York Yankees as an international free agent, 2/25
- 2013 On disabled list with a left ribcage strain, 5/12-7/6
- 2014 Acquired by the Minnesota Twins in exchange for LHP Miguel Sulbaran, 4/7
- 2014 On disabled list with a strained right hamstring, 6/19-30
- 2015 On disabled list with a left oblique strain, 4/30-5/17
- 2016 Acquired by the San Francisco Giants in exchange for LHP Adalberto Mejia, 7/28
- 2017 On disabled list with a right hamstring strain, 6/20-7/13
- 2017 Acquired by the Boston Red Sox in exchange for RHPs Shaun Anderson and Gregory Santos, 7/25
- 2018 Signed by the Boston Red Sox as a free agent, 2/18

Additional Batting Statistics

| YEAR | CLUB | OBP | SLG | OPS | TB | GDP |
|------|----------------------------|-------------|-------------|-------------|------------|-----------|
| 2010 | NEW YORK-AL | .321 | .360 | .681 | 18 | 4 |
| 2011 | NEW YORK-AL | .313 | .385 | .698 | 119 | 6 |
| 2012 | NEW YORK-AL | .330 | .393 | .723 | 35 | 1 |
| 2013 | NEW YORK-AL | .307 | .372 | .679 | 113 | 3 |
| 2014 | MINNESOTA | .271 | .382 | .653 | 78 | 7 |
| 2015 | MINNESOTA | .327 | .431 | .758 | 81 | 1 |
| 2016 | MINNESOTA | .325 | .439 | .764 | 163 | 6 |
| | SAN FRANCISCO | .327 | .418 | .745 | 76 | 2 |
| 2017 | SAN FRANCISCO | .334 | .417 | .752 | 126 | 8 |
| | BOSTON | .353 | .539 | .892 | 89 | 3 |
| | Major League Totals | .320 | .415 | .735 | 898 | 41 |

Eduardo Núñez

Eduardo Núñez, Continued

Postseason Record

| | AVG. | G | AB | R | H | 2B | 3B | HR | RBI | SH | SF | HB | BB | SO | SB | CS | E |
|--|------|---|----|---|---|----|----|----|-----|----|----|----|----|----|----|----|---|
| | .214 | 9 | 14 | 4 | 3 | 1 | 1 | 1 | 1 | 0 | 0 | 0 | 0 | 0 | 2 | 0 | 1 |

Division Series Record

| YEAR | CLUB | AVG. | G | AB | R | H | 2B | 3B | HR | RBI | SH | SF | HB | BB | SO | SB | CS | E |
|-------------------------------|--------------------|-------------|----------|----------|----------|----------|----------|----------|----------|----------|----------|----------|----------|----------|----------|----------|----------|----------|
| 2011 | NY Yankees vs. DET | - | 1 | 0 | 0 | 0 | 0 | 0 | 0 | 0 | 0 | 0 | 0 | 0 | 0 | 1 | 0 | 0 |
| 2012 | NY Yankees vs. BAL | .200 | 3 | 5 | 2 | 1 | 1 | 0 | 0 | 0 | 0 | 0 | 0 | 0 | 0 | 0 | 0 | 0 |
| 2016 | SF Giants vs. CHC | .000 | 3 | 3 | 0 | 0 | 0 | 0 | 0 | 0 | 0 | 0 | 0 | 0 | 0 | 0 | 0 | 0 |
| Division Series Totals | | .125 | 7 | 8 | 2 | 1 | 1 | 0 | 0 | 0 | 0 | 0 | 0 | 0 | 0 | 1 | 0 | 0 |

League Championship Series Record

| YEAR | CLUB | AVG. | G | AB | R | H | 2B | 3B | HR | RBI | SH | SF | HB | BB | SO | SB | CS | E |
|------|--------------------|------|---|----|---|---|----|----|----|-----|----|----|----|----|----|----|----|---|
| 2012 | NY Yankees vs. DET | .333 | 2 | 6 | 2 | 2 | 0 | 1 | 1 | 1 | 0 | 0 | 0 | 0 | 0 | 1 | 0 | 1 |

All-Star Game Record

| YEAR | CLUB | AVG. | G | AB | R | H | 2B | 3B | HR | RBI | SH | SF | HB | BB | SO | SB | CS | E |
|------|----------|------|---|----|---|---|----|----|----|-----|----|----|----|----|----|----|----|---|
| 2016 | AL at SD | - | 1 | 0 | 0 | 0 | 0 | 0 | 0 | 0 | 0 | 0 | 0 | 0 | 0 | 0 | 0 | 0 |

Career Fielding Record

| YEAR | CLUB | POS | PCT. | G | GS | PO | A | E | TC | DP |
|----------------------|---------------|-------------|------------|------------|------------|------------|-----------|------------|------------|----|
| 2010 | NEW YORK | 2B | - | 1 | 0 | 0 | 0 | 0 | 0 | 0 |
| | | 3B | .944 | 15 | 10 | 3 | 14 | 1 | 18 | 1 |
| | | SS | 1.000 | 11 | 3 | 7 | 16 | 0 | 23 | 4 |
| 2011 | NEW YORK | 2B | 1.000 | 16 | 9 | 12 | 28 | 0 | 40 | 3 |
| | | 3B | .919 | 40 | 33 | 22 | 46 | 6 | 74 | 7 |
| | | OF | 1.000 | 4 | 2 | 4 | 0 | 0 | 4 | 0 |
| 2012 | NEW YORK | SS | .913 | 50 | 39 | 46 | 101 | 14 | 161 | 17 |
| | | 2B | .667 | 1 | 1 | 0 | 2 | 1 | 3 | 0 |
| | | 3B | .900 | 9 | 5 | 6 | 12 | 2 | 20 | 1 |
| 2013 | NEW YORK | OF | 1.000 | 4 | 3 | 8 | 0 | 0 | 8 | 0 |
| | | SS | .931 | 16 | 13 | 20 | 34 | 4 | 58 | 7 |
| | | 2B | 1.000 | 2 | 1 | 6 | 3 | 0 | 9 | 2 |
| 2014 | MINNESOTA | 3B | .933 | 14 | 14 | 5 | 23 | 2 | 30 | 1 |
| | | SS | .953 | 75 | 69 | 88 | 156 | 12 | 256 | 34 |
| | | 2B | 1.000 | 2 | 0 | 1 | 0 | 0 | 1 | 0 |
| 2015 | MINNESOTA | 3B | .909 | 20 | 12 | 15 | 15 | 3 | 33 | 0 |
| | | OF | .938 | 18 | 11 | 28 | 2 | 2 | 32 | 1 |
| | | SS | .970 | 20 | 17 | 19 | 46 | 2 | 67 | 7 |
| 2016 | MINNESOTA | 2B | 1.000 | 1 | 1 | 3 | 0 | 0 | 3 | 0 |
| | | 3B | .917 | 16 | 9 | 7 | 15 | 2 | 24 | 0 |
| | | OF | .833 | 3 | 2 | 4 | 1 | 1 | 6 | 0 |
| 2017 | SAN FRANCISCO | SS | 1.000 | 27 | 23 | 32 | 71 | 0 | 103 | 10 |
| | | 2B | .882 | 5 | 4 | 7 | 8 | 2 | 17 | 2 |
| | | 3B | .957 | 33 | 28 | 25 | 42 | 3 | 70 | 7 |
| 2016 | SAN FRANCISCO | SS | .970 | 51 | 49 | 54 | 137 | 6 | 197 | 33 |
| | | 2B | 1.000 | 1 | 0 | 1 | 1 | 0 | 2 | 1 |
| | | 3B | .983 | 48 | 44 | 23 | 92 | 2 | 117 | 12 |
| 2017 | SAN FRANCISCO | SS | 1.000 | 4 | 2 | 4 | 1 | 0 | 5 | 0 |
| | | 3B | .934 | 49 | 47 | 23 | 91 | 8 | 122 | 8 |
| | | SS | .969 | 11 | 10 | 11 | 20 | 1 | 32 | 1 |
| 2017 | BOSTON | OF | 1.000 | 20 | 18 | 40 | 1 | 0 | 41 | 0 |
| | | 2B | .979 | 26 | 25 | 39 | 54 | 2 | 95 | 15 |
| | | 3B | .952 | 4 | 4 | 5 | 15 | 1 | 21 | 1 |
| Career Totals | 2B | .971 | 55 | 41 | 69 | 96 | 5 | 170 | 23 | |
| | 3B | .943 | 248 | 206 | 134 | 365 | 30 | 529 | 38 | |
| | SS | .956 | 270 | 230 | 286 | 589 | 40 | 915 | 113 | |
| OF | .967 | 49 | 36 | 84 | 4 | 3 | 91 | 1 | | |

Career Single-Game Highs

| | |
|-----------------------|---|
| HITS | 4, 9 times, last 4/11/17 with SF vs. ARI |
| DOUBLES | 2, 13 times, last 8/29/17 with BOS at TOR |
| HOME RUNS | 2, 2 times, last 7/29/17 with BOS vs. KC |
| RBI | 5, 8/22/17 with BOS at CLE |
| RUNS SCORED | 3, 6 times, last 6/11/17 with SF vs. MIN |
| WALKS | 2, 7 times, last 7/31/16 with SF vs. WSH |
| STRIKEOUTS | 3, 8 times, last 7/28/16 with MIN vs. BAL |
| STOLEN BASES | 3, 9/16/12 vs. TB |
| HITTING STREAK | 12, 5/12-26/17 with SF |
| EJECTIONS | None |

Home Run Notes

| |
|---|
| MULTI-HOME RUN GAMES (2) |
| 2-HOME RUN GAMES (2) |
| 6/7/16 with MIN vs. MIA |
| 7/29/17 with BOS vs. KC |
| LEADOFF HOME RUNS (4) |
| 5/25/16 with MIN vs. KC off Dillon Gee |
| 6/2/16 with MIN vs. TB off Matt Moore |
| 6/7/16 with MIN vs. MIA off Adam Conley |
| 6/29/16 with MIN at CWS off James Shields |
| GRAND SLAMS (0) |
| PINCH-HIT HOME RUNS (0) |
| EXTRA-INNING HOME RUNS (0) |
| GAME-ENDING HOME RUNS (0) |
| INSIDE-THE-PARK HOME RUNS (1) |
| 6/2/16 with MIN vs. TB off Matt Moore |

15 DUSTIN PEDROIA

2B



Bats: Right • **Throws:** Right • **Height:** 5-9 • **Weight:** 171

Opening Day Age: 34 • **MLB Service:** 11 years, 41 days

Born: 8/17/1983 in Woodland, CA

Resides: Chandler, AZ

Acquired: Selected in the 2nd round of the 2004 June Draft

Contract Status: Signed through 2021

Career Highlights

- 🔥 Enters his 13th ML season, all with the Red Sox.
- 🔥 Is a 2-time World Series champion (2007, '13).
- 🔥 Was the consensus BBWAA American League Rookie of the Year in 2007.
- 🔥 Named BBWAA American League MVP in 2008.
- 🔥 Is a 4-time AL All-Star (2008-10, '13)...Started the 2008 Midsummer Classic at 2B.
- 🔥 Named to the 2008 Louisville Slugger Silver Slugger Team.
- 🔥 Has won 4 Rawlings Gold Glove Awards at 2B (2008, '11, '13-14)...The only other active middle infielder with as many as 4 Gold Glove Awards is Brandon Phillips (4).
- 🔥 Has also won 4 Fielding Bible Awards as the majors' top defensive 2B (2011, '13-14, '16).
- 🔥 Earned Wilson's AL Defensive Player of the Year Award for 2B in 2012 and 2013...Also won in 2016 when the award recognized only 1 major league 2B.
- 🔥 His career .991 fielding percentage at 2B is the best in AL history (min. 650 games at the position).
- 🔥 Since the start of 2007, ranks 4th in the majors in games (1,458), starts (1,445), and innings (12,652.1) at 2B.
- 🔥 Is the only player to hit at least .275 in each of the last 11 seasons since 2007 (min. 300 PA).
- 🔥 His career ratio of 0.95 BB/SO (621 BB, 651 SO) ranks 2nd among active major leaguers with at least 3,000 PA, trailing only Albert Pujols (1.09).
- 🔥 Has averaged 1 SO every 10.36 PA, the 3rd-best rate among active players (min. 3,000 PA) behind only Ben Revere (10.85) and Andrelton Simmons (10.83).
- 🔥 Dating back to 8/9/16, is batting .383 with RISP (57-for-149), the AL's highest mark in that time (min. 100 AB).
- 🔥 Enters 2018 with a career .333 AVG (242-for-726) in Interleague games, tied with Darin Erstad for 2nd-highest all-time (min. 500 AB) behind Mike Piazza (.340).

- 🔥 Led the AL in runs scored in 2008 (118) and 2009 (115).
- 🔥 In 2008, led the majors with 54 doubles and tied for the ML lead with 213 hits (also SEA's Ichiro Suzuki).
- 🔥 Recorded a hit in 11 consecutive at-bats from 8/25-27/16, 1 shy of the ML record (12, 3 times)...Trent McCotter of SABR notes that the only other Red Sox with streaks as long are Johnny Pesky (11) and Pinky Higgins (12).
- 🔥 Won MLBPA's 2013 Heart and Hustle Award, given annually to an active player who demonstrates a passion for the game of baseball and best embodies the values, spirit, and traditions of the game.
- 🔥 Received Boston's nomination for the Heart and Hustle Award in 7 consecutive years from 2010-16.
- 🔥 Begins 2018 with MLB's longest active hitting streak vs. any single opponent (27 games vs. OAK)...Is hitting .421 (45-for-107) during the streak, which began 7/14/13.
- 🔥 Owns the majors' longest hitting streak ever against the Blue Jays (30 games, 9/7/14-9/30/16).
- 🔥 Has been recognized by MLB as the AL's Player of the Month (July 2011), Rookie of the Month (May 2007), and Player of the Week (5/28-6/3/07).

Dustin Pedroia

Red Sox History and Rankings

- 🔥 Named the 2B in the starting lineup of the All-Fenway Team on 9/26/12.
- 🔥 Has twice won the Thomas A. Yawkey Memorial Award (Red Sox MVP) from the Boston Baseball Writers (2008, '12)...No other Sox 2B has ever won the award.
- 🔥 His 4 Rawlings Gold Glove Awards are the most ever by a Red Sox INF...Only 3 other Red Sox have 4+ Gold Gloves: Dwight Evans (8), Carl Yastrzemski (7), and Fred Lynn (4).
- 🔥 His 11 Opening Day starts at 2B (2007-17) are the 2nd-most in club history (Bobby Doerr, 13).

FILLING UP THE TROPHY CASE

Pedroia is 1 of 9 major leaguers ever to be named MVP, earn Rookie of the Year and Gold Glove Awards, and win a World Series...He is the only player to accomplish the feat in his first 2 full ML seasons.

| Player | ROY | MVP | GG | WS |
|-----------------------|-------------|--------------|--------------------------|------------------|
| Willie Mays | 1954 | 1954, '65 | 1957-68 | 1954 |
| Frank Robinson | 1956 | 1961, '66 | 1958 | 1966, '70 |
| Pete Rose | 1963 | 1973 | 1969-70 | 1975-76, '80 |
| Johnny Bench | 1968 | 1970, '72 | 1968-77 | 1975-76 |
| Thurman Munson | 1970 | 1976 | 1973-75 | 1977-78 |
| Cal Ripken Jr. | 1982 | 1983, '91 | 1991-92 | 1983 |
| Albert Pujols | 2001 | 2005, '08-09 | 2006-10 | 2006, '11 |
| Dustin Pedroia | 2007 | 2008 | 2008, '11, '13-14 | 2007, '13 |
| Buster Posey | 2010 | 2012 | 2016 | 2010, '12, '14 |

Dustin Pedroia, Continued

AMERICAN LEAGUE RANKINGS, 2007-17

| Pedroia | AL Rank |
|----------------------|----------------------|
| 1,785 hits | 3rd |
| 390 doubles | 2nd |
| 915 runs | 4th |
| 153 games w/ 3+ hits | 1st |
| 5 games w/ 5+ hits | 1st |
| .302 AVG | 8th (min. 3,000 AB) |
| .368 OBP | 10th (min. 3,000 AB) |

MOST POSTSEASON STARTS AT 2B

| Player | Starts |
|-----------------------|-----------|
| Mark Lemke | 61 |
| Chase Utley | 58 |
| Roberto Alomar | 56 |
| Robinson Canó | 51 |
| Dustin Pedroia | 51 |
| Joe Morgan | 50 |

👉 The only Red Sox with a longer streak of Opening Day starts at any single position is Carl Yastrzemski, who started 12 straight years in LF from 1961-72.

👉 The only other Red Sox to make 11+ consecutive Opening Day starts—regardless of position—are Carl Yastrzemski (20), Dwight Evans (16), Jim Rice (14), Rico Petrocelli (12), and Harry Hooper (11) (source: Elias).

👉 Joined Xander Bogaerts as the Red Sox' Opening Day starting 2B-SS tandem in 4 straight seasons from 2014-17...Elias notes that the only other Sox 2B-SS tandems to do that are 2B Bobby Doerr/SS Joe Cronin (5 years, 1937-41) and 2B Hobe Ferris/SS Freddy Parent (5 years, 1901-05).

👉 Received the Jackie Jensen Award from the Boston Chapter of the BBWAA in 2011 and 2014...The award is presented to a Red Sox player for spirit and determination.

👉 Owns the Red Sox' highest single-season fielding percentage at 2B (.997 in 2014).

👉 Holds the longest career errorless games and chances streaks at 2B in Red Sox history, logging 114 games and 439 total chances without a miscue from 8/20/16-7/18/17 and 7/29/09-5/20/10, respectively.

👉 Has started at 2B in all 51 Red Sox postseason games since 2007...The only other players to start 50+ straight postseason games at 2B for a single team are Mark Lemke (55, ATL, 1991-96) and Robinson Canó (51, NYY, 2005-12).

👉 His 5 games with 5+ hits are the most in Red Sox history (source: Elias)...Johnny Pesky and Carl Yastrzemski are the only other Sox with as many as 4 such games.

👉 Is the only player in Sox history with as many as 3 games in which he went 5-for-5 or better (source: Elias).

👉 On 8/12/08 vs. TEX, became the 1st Red Sox player ever with 5 runs and 5 hits in a game (joined by Jackie Bradley Jr. on 8/15/15).

👉 Is the only Red Sox ever with as many as 6 hitting streaks of 10+ games in a single season (2016) (source: Elias).

👉 His 5 seasons batting at least .300 are the most in club history among 2B.

👉 Is the only 2B in Red Sox history with at least 100 runs and 200 hits in a season (2008, '16).

👉 Joins Carl Yastrzemski (452 HR, 168 SB) as the only players with at least 100 HR and 100 SB as a Red Sox.

👉 Has recorded a franchise-record 4 seasons with at least 15 HR and 15 SB (2008-09, '11-12).

👉 Has reached the 40-double mark 3 times and the 30-double mark 8 times, both Red Sox records among 2B.

👉 On 7/24/13, agreed to an 8-year contract from 2014-21...2021 would be his 16th season with the Red Sox, which would tie him with Jim Rice for the 5th most in club history behind Carl Yastrzemski (21), Dwight Evans (19), Ted Williams (19), and Tim Wakefield (17).

2017: Appeared in 105 games in his 12th season with the Red Sox...Hit .293 (119-for-406) with a .369 OBP and more BB (49) than SO (48).

👉 Missed 38 games due to 3 DL stints, 1 with a left wrist sprain (5/30-6/8) and 2 with left knee inflammation (7/29-8/7 and 8/9-31).

👉 Named a finalist for the Rawlings AL Gold Glove Award at 2B.

👉 According to FanGraphs, ranked 3rd among ML 2nd basemen in defensive runs above average (7.5), which measures overall defensive value.

👉 Set a Red Sox record for consecutive errorless games as a 2B (114), breaking his own previous mark of 98 games.

👉 Hit .344 vs. LHP (21-for-61), .332 at home (68-for-205), .330 with RISP (35-for-106), .365 with RISP & 2 outs (19-for-52), and .545 with the bases loaded (6-for-11).

👉 Each of his first 77 starts of the season was made at 2B...Of his final 26 starts, 20 came at 2B and 6 at DH.

👉 Made his 11th consecutive Opening Day start at 2B.

👉 Hit safely in each of the Sox' first 8 games, the longest season-opening hit streak of his career (previous: 6 in 2014)...It was the longest season-opening hit streak by a Red Sox player since J.D. Drew in 2007 (9 games).

👉 Recorded at least 1 XBH in 7 straight games from 5/4-11, tied with Mitch Moreland for the longest such streak by a Red Sox player in 2017.

👉 Removed from the game on 5/29 at CWS after colliding with 1B José Abreu while running the bases in the 1st inning...Placed on the 10-day DL on 5/30 with a left wrist sprain (reinstated on 6/9).

👉 Broke a 5-5 tie with an RBI single in the 11th inning of the Sox' 6-5 win vs. PHI on 6/12, his 2nd career walk-off RBI (also 6/19/10 vs. LAD)...According to Elias, that was the longest time between walk-off RBI for a Red Sox player since Mike Greenwell from 4/18/88-6/2/95.

👉 Recorded 5 consecutive multi-hit games from 6/10-14, tied for the longest streak of his career.

👉 On 6/15 at PHI, struck out twice for the 1st time since 7/31/16...Had gone 104 games between multiple-strike-out performances, the longest streak by a Red Sox player since Wade Boggs in 1992 (105 G).

👉 In his final 13 games before the All-Star break (6/26-7/9), recorded 16 RBI with a .377/.476/.547 line (20-for-53).

👉 Ranked 2nd in the AL and 4th in the majors with 25 RBI in July (23 G), his most RBI in any calendar month of his career (previous: 22 in July 2011).

👉 Hit safely in his first 8 games out of the All-Star break, going 14-for-34 (.412) with 2 HR and only 1 SO in that time...Was 7-for-9 with RISP during that stretch.

THE STREAK

In the 5th inning on 7/19 vs. TOR, Pedroia committed his 1st error since 8/19/16 at DET...It snapped an errorless streak of 114 games, the longest ever by a Red Sox 2B and the longest by any 2B since Darwin Barney (141 in 2012) (source: Elias)...It also snapped Pedroia's streak of 412 consecutive errorless chances, falling only 27 shy of his own club record for a 2B (439, 2009-10)...During the 114-game span from 8/20/16-7/18/17, 85 different 2nd basemen made at least 1 error, and 9 of them committed 10+ errors.

- 🔴 In a 5-4, 15-inning win vs. TOR on 7/18, homered in the 6th inning, tied the game with an RBI double in the 7th, fielded 10 chances at 2B, and was part of 4 double plays.
- 🔴 Placed on the 10-day DL on 8/1 (retro to 7/29) with left knee inflammation...At the time he went on the DL on 8/1, led the Red Sox in AVG (.307) and OBP (.381).
- 🔴 Reinstated on 8/8 and started at DH that day at TB, but returned to the DL on 8/12 (retro to 8/9), again with left knee inflammation.
- 🔴 Reinstated from the DL on 9/1 and played in 19 of the Sox' remaining 28 games.
- 🔴 Played in his 1,500th ML game on 9/24 at CIN... Became the 11th player to reach that total with BOS.
- 🔴 **POSTSEASON:** Started at 2B in each of the Red Sox' 4 ALDS games vs. HOU.
- 🔴 Following the season, underwent a successful cartilage restoration procedure on his left knee on 10/25... The procedure was performed by Dr. Riley Williams III at the Hospital for Special Surgery in New York, NY.
- 🔴 **2016: Won the Wilson Defensive Player of the Year Award and the Fielding Bible Award as the majors' top 2B...Was also a Rawlings Gold Glove Award finalist.**
- 🔴 According to FanGraphs, his 12 defensive runs saved ranked T-1st among ML 2nd basemen (also Ian Kinsler).
- 🔴 Ranked 3rd in the AL with a .318 AVG, the 2nd-highest mark of his career (.326 in 2008).
- 🔴 Ranked 4th in MLB with 201 hits...Joined Wade Boggs (7), Jim Rice (4), Johnny Pesky (3), and Mo Vaughn (2) as the only Red Sox with multiple seasons of 200+ hits.
- 🔴 Scored 105 runs, his most since 2009 (115).
- 🔴 Became the 1st Red Sox ever with as many as 6 hitting streaks of 10+ games in a single season (source: Elias)...Was the 1st major leaguer to do that since Derek Jeter in 1999 (also 6).
- 🔴 Was 1 of 4 players with multiple 5-hit games (also Jean Segura, Yunel Escobar, and Kris Bryant, 2 each).
- 🔴 Recorded 30+ hits in April (32), May (32), June (30), July (31), August (41), and September (35)...The only other player with 30+ hits in each of those calendar months was Jean Segura.
- 🔴 Batted .362 (72-for-199) out of the leadoff spot, the highest mark in the majors.
- 🔴 Hit .300+ vs. LHP (.305), vs. RHP (.320), at home (.334), on the road (.301), in day games (.308), at night (.322), with RISP (.325), with 0 outs (.345), with 1 out (.301), with 2 outs (.302), vs. AL teams (.312), vs. NL teams (.361), before the All-Star break (.304), and after the break (.335).

- 🔴 Made his 10th straight Opening Day start for BOS... Went 0-for-4 with a BB on 4/5 at CLE, snapping a 9-year streak of recording at least 1 hit on Opening Day.
- 🔴 Was part of 5 double plays on 4/18 vs. TOR, tying the Red Sox record for most DP turned by a 2B in a 9-inning game (also Bobby Doerr, 8/8/46-G2 vs. PHI).
- 🔴 Recorded his 1,500th hit on 4/21 vs. TB.
- 🔴 Reached base in 34 consecutive games from 6/21-7/31...It was the 2nd-longest on-base streak of his career (37 in 2011) and tied with Robinson Canó for the longest such streak by an AL player in 2016.
- 🔴 Was 1 of 5 players on the ballot for the Esurance MLB All-Star Game Final Vote.
- 🔴 Turned a 3-1 deficit into a 4-3 lead on 7/31 at LAA with a 3-run HR off Huston Street in the 9th inning...His only other go-ahead homer in the 9th inning or later came on 6/24/10 at COL, also against Street (10th inning).
- 🔴 Prior to 7/31, the last Red Sox player to hit a 2-out HR that turned a deficit into a lead in the 9th inning or later on the road was Adrian Beltré on 6/10/10 at CLE.
- 🔴 Had MLB's highest AVG in August (.406, 41-for-101) among players with 100+ AB, drawing 7 BB against only 6 SO...It marked the 3rd time he batted .400+ in a calendar month (.411 in July 2011, .415 in May 2007).
- 🔴 Moved to the leadoff position on 8/10 vs. NYY and batted only in that spot for the remainder of the season.
- 🔴 Had 4+ hits in 3 straight home games from 8/14-27, the longest streak ever by a Red Sox at Fenway (source: Elias)...Since 1940, the only other player with 4+ hits in 3 straight home games is Rafael Furcal (5/13-15/07 w/LAD).
- 🔴 Recorded his 5th career 5-hit game on 8/14 vs. ARI (5-for-6), setting a Red Sox record (source: Elias).
- 🔴 Recorded multiple hits in 14 of 17 games from 8/24-9/13, batting .514 (37-for-72) in that span.
- 🔴 Beginning in the 3rd inning on 8/25 at TB, reached base in 12 consecutive PA until hitting into a double play in the 8th inning on 8/27 vs. KC (1B, 1B, 1B, 1B, BB, 1B, 1B, 1B, 2B, 1B, 1B)...The last Red Sox to reach base in 12+ consecutive PA was Kevin Youkilis in 2009 (13).
- 🔴 According to Trent McCotter of SABR, Pedroia became the 8th player ever to record a hit in 11+ straight AB, falling 1 shy of the MLB record (12, 3 times)...The only other Red Sox with streaks of 11+ at-bats with a hit are Johnny Pesky (11, May 1946) and Pinky Higgins (12, June 1938).
- 🔴 In a 6-4 win at TB on 9/24, gave the Sox a 6-3 lead with a 2-out, 2-strike grand slam in the 7th...Was his 2nd grand slam of 2016—and 1st career go-ahead grand slam—after he hit 2 in his first 10 seasons (2006-15).
- 🔴 **POSTSEASON:** Started each of the Red Sox' 3 ALDS games at 2B...Reached base via hit or BB in all 3 games.
- 🔴 **2015: Limited to 93 games due to 2 DL stints...Went 1-for-22 in 6 games between DL stints from 7/17-22, but hit .306 (110-for-359) in his other 87 games.**
- 🔴 Named the Red Sox 2015 Heart and Hustle Award Winner, his 6th straight year receiving the honor.
- 🔴 Ranked 3rd in MLB with a .348 home AVG (56-for-161).
- 🔴 Led the AL with a .368 AVG in day games (43-for-117).
- 🔴 Reached base in each of his final 39 games against the AL East beginning on 4/24...Was the longest single-season on-base streak within the division for a Red Sox player since Wade Boggs (45 in 1985).

Dustin Pedroia, Continued

RED SOX 2B SINGLE-SEASON FIELDING PERCENTAGE LEADERS

| Year | Player | Pct. | TC | E |
|------|-----------------|------|-----|---|
| 2014 | Dustin Pedroia | .997 | 654 | 2 |
| 2006 | Mark Loretta | .994 | 639 | 4 |
| 2013 | Dustin Pedroia | .993 | 688 | 5 |
| 1948 | Bobby Doerr | .993 | 802 | 6 |
| 2012 | Dustin Pedroia | .992 | 625 | 5 |
| 2008 | Dustin Pedroia | .992 | 733 | 6 |
| 2009 | Dustin Pedroia | .991 | 663 | 6 |
| 1961 | Chuck Schilling | .991 | 854 | 8 |
| 2007 | Dustin Pedroia | .990 | 625 | 6 |
| 2011 | Dustin Pedroia | .990 | 722 | 7 |
| 1988 | Marty Barrett | .990 | 721 | 7 |
| 2016 | Dustin Pedroia | .990 | 613 | 6 |

*Qualifying seasons only

👉 Batted .361 (39-for-108) with 2 outs, 2nd-highest in the AL and 4th-highest in the majors (min. 50 AB).

👉 Had 3 multi-HR games (4/6 at PHI, 5/27 at MIN, 9/16 at BAL), matching his career total entering the season.

👉 Hit 2 HR on 4/6 at PHI, joining Hanley Ramirez (also 2 HR that day) as the 1st Red Sox to hit 2 HR on Opening Day since Carlton Fisk in 1973.

👉 Became the second 2B in ML history with a multi-HR game on Opening Day (also ARI's Felipe Lopez in 2009).

👉 Became the only Red Sox since 1913 to hit safely in each of his first 9 Opening Day games, all in consecutive years.

👉 Hit 5 HR in his first 23 games of the season...Entered June with 7 HR for the 2nd time in his career (8 in 2010).

👉 Batted leadoff in 24 consecutive games from 5/23-6/17...In that time, shared the AL lead in hits with OAK's Billy Burns (35) and ranked 4th in AVG (.350).

👉 Placed on the 15-day DL on 6/25 with a right hamstring strain...Activated from the DL on 7/17, but went 1-for-22 in 6 games before returning to the DL on 7/25 (retro to 7/23) with the same injury.

👉 Returned from the DL on 9/8 and played in 18 of the team's 25 remaining games, batting .308 (24-for-78)...Went 2-for-4 with 2 HR and 5 RBI on 9/16 at BAL.

2014: Set a Red Sox record with a .997 fielding percentage at 2B and won his 4th Gold Glove Award.

👉 Did not land on the DL but was limited to 135 games, last playing on 9/8 vs. BAL...Still led the Sox with 153 hits, 45 multi-hit games, and 11 games with 3+ hits.

👉 Underwent successful left thumb and wrist surgery (first dorsal compartment release and a tenosynovectomy of his left wrist) on 9/11, ending his season... Procedure was performed by Dr. Matt Leibman at Newton-Wellesley Surgery Center in Wellesley, MA.

👉 Named the Red Sox Heart and Hustle Award winner, his 5th straight year receiving the team award.

👉 Tabbed the best defensive 2B in the AL in *Baseball America's* Best Tools survey.

👉 Committed a single-season career-low 2 errors... Posted a career-best and MLB-leading .997 fielding pct. at 2B (654 chances).

👉 Appeared in 131 of Boston's first 135 games through 8/30 (129 starts).

👉 His 2nd double of the game on 5/6 vs. CIN was the 300th of his career...Became the 7th-fastest major leaguer ever to reach the mark, doing so in his 1,048th career game...With 121 career SB at the time, became the fastest player in modern ML history (since 1900) to reach both 100 SB and 300 2B.

👉 Hit his 100th career HR on 5/2 vs. OAK, a grand slam in the 6th inning off Ryan Cook that also pushed him to the 500-RBI plateau...Became the 3rd Red Sox to hit a grand slam for his 100th career HR, along with Mo Vaughn and David Ortiz (source: Elias).

2013: Won a 3rd Gold Glove in his 4th All-Star season...Earned Wilson's AL Defensive Player of the Year Award for 2B...Led the majors and set Red Sox records with 160 games and 159 starts at 2B.

👉 Named MLBPA's Heart and Hustle Award winner in his 4th consecutive season as the Red Sox' nominee.

👉 T-2nd in the AL with 193 hits (most in MLB as a 2B) and 58 multi-hit games.

👉 Placed among AL leaders in AVG (10th, .301), 2B (T-3rd, 42), runs (T-8th, 91), and OBP (10th, .372)...Finished 3rd in the AL in times on base (269) and games reaching base safely (137, tying 2008 career high).

👉 Led the AL (2nd in MLB) with 91 hits with 2 strikes... Topped the majors with 21 hits on an 0-2 count.

👉 Started at 2B in each of BOS' first 70 games from 4/1-6/15 before 1st off-day on 6/17...Was the 1st Red Sox to do that since Marty Barrett in 1986 (started first 99 games at 2B)...Did not miss another game until sitting out the regular season finale on 9/29 at BAL.

👉 Made 1st error of 2013 in his 70th game on 6/15 at BAL after a club-record 69 errorless games at 2B to begin the year...Was the longest streak by a BOS 2B at any point in a season since Bobby Doerr's club-record 73-gamer in 1948...Snapped 97 errorless games dating back to 2012.

👉 On 7/24, signed an 8-year contract with BOS beginning in 2014 and continuing through the 2021 season.

👉 Was the 1st Red Sox to reach safely in the club's first 18 games of a season since Manny Ramirez in 2001 (first 23 games)...Was BOS' 1st 2B to do it since Mike McNally in 1920 (first 18 G).

👉 Went 0-for-2 in the All-Star Game on 7/16 at Citi Field after entering as a pinch-runner in the 1st inning.

POSTSEASON: Started at 2B in all 16 of the Sox' playoff games, combining to hit .238 (15-for-63) with 8 R, 4 2B, and 7 RBI.

👉 Drove in 3 runs in Game 2 of the ALDS vs. TB.

👉 Scored 5 runs in the World Series, 2nd-most on the team (Ortiz, 7).

👉 His error in Game 6 of the World Series vs. STL snapped a streak of 203 consecutive errorless chances and 43 consecutive errorless games to begin his postseason career.

👉 Underwent successful surgery to repair the ulnar collateral ligament in his left thumb on 11/13...Was performed by Dr. Donald Sheridan in Scottsdale, AZ.

2012: Named Red Sox MVP by the Boston Baseball Writers...Led the club in games (141), hits (163), 2B (39), multi-hit games (47), total bases (229), XBH (tied, 57), SB (20), and OBP (.347).

👉 Was a finalist for Rawlings' AL Gold Glove Award at 2B and was the Red Sox representative as the team's Wilson Defensive Player of the Year.

👉 Led AL qualifiers with a .992 fielding percentage in 139 games/starts at 2B (5 E/625 TC).

👉 Missed 6 games after leaving 5/28 vs. DET due to a jammed right thumb...Hit .210 (22-for-105) in his next 26 games before landing on the 15-day DL on 7/6 (retro to 7/4) with a right thumb sprain.

👉 Following 7/19 activation, ranked 8th in AL with 82 hits, accumulating a .318 AVG/.372 OBP/.508 SLG line.

👉 Reached safely in all but 5 of his last 55 games beginning 8/1 (.330, 70-for-212, 21 BB, 2 HBP).

👉 Tied for the ML lead with 20 2B from 8/5 through the end of the season...Beginning on 8/5, also ranked among AL leaders in AVG (5th, .340), OBP (4th, .400), SLG (7th, .543), OPS (5th, .943), and XBH (5th, 27).

👉 Recorded his 1,000th career hit with a 1st-inning 2B on 9/3 at SEA in his 833rd game...Was the 7th-fewest games for a Red Sox player to reach the 1,000-hit plateau after Nomar Garciaparra (746), Wade Boggs (747), Johnny Pesky (774), Tris Speaker (803), Ted Williams (814), and Jim Rice (827).

👉 Stole his 99th and 100th bases on 9/26 vs. TB, passing Jerry Remy (98) for the most ever by a BOS 2B.

2011: Set career highs with 21 HR, 91 RBI, 86 BB, 26 SB, and a .387 OBP...Became the 7th Red Sox to record 20 HR and 20 SB in a season, the 8th time it had been done in club history.

👉 Won his 2nd Gold Glove Award...Led the AL in starts (1st in MLB, 158), games (159), and innings (1,392.1) at 2B.

👉 His 21 HR were 4th most in a single season by a Red Sox 2B (min. 100 games at 2B) to Bobby Doerr's 27 in 1948 and 1950, and 22 in 1940.

👉 Joined Jacoby Ellsbury as the only Sox teammates with 20 HR and 20 SB in the same season...His 26 SB marked the most by a Red Sox 2B since Jerry Remy's 30 in 1978.

👉 Finished 2nd in the majors with a .358 AVG (64-for-179) vs. LHP...Also placed among AL leaders in AVG (7th, .307), hits (6th, 195), runs (T-8th, 102), total bases (9th, 301), times on base (4th, 282), BB (6th, 86), and OBP (7th, .387).

👉 Posted a career-high, 25-game hit streak from 6/29-7/28 (.404, 44-for-109), the longest streak in the AL all year and the longest ever by a Red Sox 2B (previous: Del Pratt, 23 games, 6/23-7/14/1922).

👉 Tallied a career-high 37-game on-base streak from 6/15-7/28, hitting safely in 36 of those contests (.390, 60-for-154, 10 HR)...Was the longest on-base streak for a BOS 2B since Jerry Remy's 37-gamer from 4/20-6/1/79.

👉 Started 25 games in the cleanup spot (.347, 35-for-101, 5 HR, 21 RBI)...Homered in each of his first 2 starts in the 4-hole, 6/30 and 7/5, and in 4 straight games as the cleanup hitter dating back to 9/2/08, the 1st Red Sox to do that since Manny Ramirez in 2001.

👉 Sac bunt on 8/12 at SEA was the 1st by a Sox clean-up hitter since Ellis Burks on 8/30/90 at CLE.

LONGEST ON-BASE STREAKS VS. AL EAST, RED SOX HISTORY

| Player | Dates | G |
|-----------------------|------------------------|-----------|
| Wade Boggs | 9/15/84-8/27/85 | 61 |
| Dustin Pedroia | 4/24/15-4/18/16 | 48 |

Source: Elias Sports Bureau

👉 Named AL Player of the Month for July, leading MLB with 46 hits, a .411 AVG, 27 runs (tied), and 18 XBH (tied)...46 hits were the most for a Red Sox player in any July since 1939...Tied for the AL lead with 8 July HR.

👉 Hit 1st HR of the season on 4/8 vs. NYY, a solo shot in the 1st...Marked 3rd straight year going deep in the Sox' home opener...The only other Red Sox to do that was Fred Lynn from 1978-80 (source: Elias).

👉 From 7/5-16, became the 2nd Red Sox 2B to hit 6 HR in an 8-game span (also Bobby Doerr in 1948 and 1950)...Went deep in 3 straight games, 7/10-16, his longest such single-season streak and the 1st Red Sox 2B to do it since Felix Mantilla from 9/18-20/64.

👉 Drove in the game-winning run in the top of the 16th inning on 7/17 at TB, with a single scoring Josh Reddick...Notched 3 of Boston's 5 hits in the 1-0 victory.

👉 Hit his 200th career double on 9/3 vs. TEX in his 691st ML game...Since 1914, the only other Red Sox to reach the mark that quickly was Nomar Garciaparra (665 G).

👉 Underwent surgery on 9/30 to remove a screw from his left foot that had been inserted during a surgical procedure on 9/3/10.

2010: Named to his 3rd straight All-Star team via the player ballot, but limited to 75 games due to a fractured left foot suffered in June.

👉 Hit 6 HR in April, the most ever by a Red Sox 2B.

👉 Doubled in 7 straight home games from 6/1-15, tied with Wade Boggs (7/15-8/1/83) for the longest such streak in Red Sox history.

👉 Set a career high and matched the Red Sox record with 3 HR on 6/24 at COL...Was the 20th Red Sox (25th time) with 3 HR in a game, the 2nd BOS 2B to do it (also Bobby Doerr, 6/8/50 vs. SLB).

👉 Also singled and doubled in that 6/24 game for a career-high 15 total bases, the most by a Red Sox since John Valentin on 6/2/95 vs. SEA (15)...Was the most total bases by any ML player since STL's Albert Pujols on 7/20/04 at CHC (15).

👉 Fractured his left foot on 6/25 at SF when he fouled a ball off in the top of the 3rd inning...Went on the DL the next day...Attended the All-Star Game on 7/13 at Angel Stadium, but was unable to participate due to injury.

👉 Activated from the DL on 8/17...Appeared in 2 games from 8/17-18 and returned to the DL on 8/20 (retro to 8/19)...Missed rest of season.

👉 Underwent season-ending surgery on the navicular bone of his left foot on 9/3, performed by Dr. George Theodore and Dr. Tom Gill at Massachusetts General Hospital...A screw was inserted to promote healing of the fracture that had occurred on 6/25 in SF.

Dustin Pedroia, Continued

LONGEST HITTING STREAK VS. A SINGLE TEAM, RED SOX HISTORY

| Player | Opp. | Games |
|-----------------------|------------|------------|
| Jacoby Ellsbury | BAL | 38 |
| Dustin Pedroia | TOR | 30* |
| Ted Williams | WSH | 30 |

*Ended on 10/1/16

2009: Named an All-Star and led the AL in runs (115) for the 2nd straight season...Paced the Red Sox in games (154) and doubles (48).

👉 Became the 1st Red Sox to hold the outright AL lead in runs in back-to-back seasons since Dom DiMaggio from 1950-51 (Wade Boggs led the AL in 1988 and tied for the lead in 1989).

👉 Was the hardest player to strike out in MLB (15.9 PA/SO)...Marked the best PA/SO ratio by a Red Sox since Wade Boggs in 1992 (19.3).

👉 Posted at least 45 2B for a 2nd straight season, the 1st Red Sox to do that since Wade Boggs from 1988-89.

👉 Hit a HR in his 1st PA of the season, 4/7 vs. TB... Jim Rice (1978 MVP) was the last Red Sox batter to go deep on Opening Day following an MVP campaign.

👉 Also homered in his last PA of the year, 10/4 vs. CLE...Joined Alex Rodriguez as the only players in MLB to homer in their 1st and last PA of 2009.

👉 Earned 2nd career All-Star selection, winning the starting job with 3,404,384 fan votes to beat out TEX's Ian Kinsler (3,331,298)...Withdrew from the 7/14 game at Busch Stadium in St. Louis (family health matter).

POSTSEASON: Started all 3 ALDS games vs. LAA at 2B.

2008: Named AL MVP, won Gold Glove and Silver Slugger Awards, and started the All-Star Game at 2B in only his 2nd full ML season.

👉 Received 16 of 28 1st-place votes for AL MVP...The award was the 10th in Sox history (last: Mo Vaughn, 1995).

👉 Joined Fred Lynn as the 2nd player ever to earn both AL MVP and Rookie of the Year honors with the Red Sox.

👉 Kris Bryant (2015-16), Ryan Howard (2005-06), and Cal Ripken Jr. (1982-83) are the only other major leaguers ever to earn a league MVP the season after being named Rookie of the Year...Fred Lynn (1975) and Ichiro Suzuki (2001) won both awards in the same season.

👉 Earned his 1st Rawlings Gold Glove Award at 2B.

👉 Also chosen as the 2B on the AL Silver Slugger Team, the 1st Red Sox 2B ever to receive the honor.

👉 Carlton Fisk (1972) and Fred Lynn (1975) are the only other players in club history to receive Rookie of the Year and Gold Glove honors within their first 2 full seasons.

👉 Was the 2nd big league 2B ever to earn MVP, Gold Glove, and Silver Slugger Awards in the same season, joining CHC's Ryne Sandberg (1984).

👉 Became the first 2B ever to earn Red Sox MVP honors from the Boston BBWAA Chapter.

👉 Led the majors with 54 2B, tied for 1st with 213 hits (also SEA's Ichiro Suzuki), and placed 2nd with 118 runs and 61 multi-hit games, both AL highs.

👉 Had the AL's 2nd-highest AVG at .326 and also ranked among league leaders in times on base (3rd, 270), total bases (4th, 322), XBH (7th, 73), and games (T-9th, 157).

AMERICAN LEAGUERS TO WIN MVP, GOLD GLOVE, AND SILVER SLUGGER AWARDS IN THE SAME SEASON

| Year | Player | Club |
|-------------|-----------------------|------------|
| 1982 | Robin Yount | MIL |
| 1985 | Don Mattingly | NY Yankees |
| 1991 | Cal Ripken Jr. | BAL |
| 1997 | Ken Griffey Jr. | SEA |
| 1999 | Ivan Rodriguez | TEX |
| 2001 | Ichiro Suzuki | SEA |
| 2003 | Alex Rodriguez | TEX |
| 2008 | Dustin Pedroia | BOS |
| 2009 | Joe Mauer | MIN |

👉 Elected in fan balloting as the AL's starting 2B for the 7/15 All-Star Game at Yankee Stadium...Was the 6th Red Sox All-Star starter at 2B, joining Bobby Doerr, Billy Goodman, Pete Runnels, Felix Mantilla, and Mark Loretta.

👉 Was the 1st player to top the majors in hits and doubles in the same season since NYY's Don Mattingly in 1986.

👉 Became the 1st Red Sox to lead the majors in hits since Wade Boggs in 1985 (240)...Was also BOS' 1st AL doubles leader since Nomar Garciaparra (56) in 2002 and 1st AL runs leader since Boggs (113) in 1989.

👉 Became 3rd Red Sox player ever with 200 hits and 50 2B in a season, joining Tris Speaker (222 H, 53 2B) in 1912 and Wade Boggs (205 H, 51 2B) in 1989.

👉 His 54 doubles were the 2nd most ever for an AL 2B (DET's Charlie Gehringer, 60 in 1936)...Since passed by BAL's Brian Roberts (56 in 2009)...Were the 3rd-most 2-baggers ever by a Red Sox behind Earl Webb (67) in 1931 and Nomar Garciaparra (56) in 2002.

👉 Topped AL 2B with 83 RBI.

👉 Established club records by a 2B for runs, hits, doubles, total bases, and XBH...Also had the highest AVG ever for a Red Sox at the position (.326)...Became the 1st Sox 2B ever to reach 15 HR and 15 SB in a season.

👉 Led MLB with 23 games with 3+ hits and 7 games with 4+ hits, the latter being the most by a Red Sox since Wade Boggs (8) in 1986.

👉 Hit safely in 29 consecutive road games, 5/31-8/11, matching the 2nd-longest streak in club history...Tris Speaker had road streaks of 32 games in 1912 and 29 games in 1913...Was the 2nd-longest ever for a ML 2B (CLE's Johnny Temple, 33 games from 1960-61).

👉 Was successful on 95.2% of SB attempts (20 of 21), the best rate in team history (min. 20 attempts).

👉 On 8/12 vs. TEX, became the 1st Red Sox player ever with 5 runs and 5 hits in a game.

👉 Reached safely in 11 straight PA, 8/29-31 (9 H, 2 BB).

👉 Ended a no-hit bid for LAA's John Lackey with a 1-out single in the 9th inning on 7/29 at Fenway Park.

POSTSEASON: Hit .346 (9-for-26) with 3 HR and 9 runs scored in 7 ALCS games vs. TB.

👉 Went 3-for-5 with 2 HR and 4 runs in Game 2 at TB, the 11th multi-HR game in Red Sox postseason history.

👉 Homered off Matt Garza in the 1st inning of the 7th and deciding game at TB, the Sox' only run in the 3-1 loss.

👉 On 12/3/08, signed a 6-year contract through 2014 with a club option for 2015.

RED SOX BBWAA MOST VALUABLE PLAYERS

| Year | Player | Pos. |
|------|------------------|------|
| 1938 | Jimmie Foxx | 1B |
| 1946 | Ted Williams | OF |
| 1949 | Ted Williams | OF |
| 1958 | Jackie Jensen | OF |
| 1967 | Carl Yastrzemski | OF |
| 1975 | Fred Lynn | OF |
| 1978 | Jim Rice | OF |
| 1986 | Roger Clemens | RHP |
| 1995 | Mo Vaughn | 1B |
| 2008 | Dustin Pedroia | 2B |

2007: Selected as the consensus BBWAA AL Rookie of the Year...Led all big league rookies with a .317 AVG (165-for-520).

- Received 24 of 28 1st-place votes and was the only player named on all 28 ballots for the Jackie Robinson Award (AL ROY).

- Tabbed as the AL's top rookie by *The Sporting News* and received the Players' Choice Award, both by vote of the league's players.

- Selected as the Red Sox Rookie of the Year by the Boston BBWAA Chapter.

- Named as the 2B on Topps' Major League Rookie All-Star Team.

- Paced all rookies and had the 2nd-best AVG by a qualifying rookie 2B since 1900 at .3173, just shy of KC's Duke Kenworthy in 1914 (.3174)...Also led rookies in doubles (39), was 2nd in OBP (.380) and multi-hit games (49), and ranked 3rd in runs (86) and hits (165).

- Tallied the highest AVG and OBP for a Sox rookie since Fred Lynn in 1975.

- Had a .351 AVG (93-for-265) at home, the highest Fenway figure for a BOS rookie since Fred Lynn in 1975 (.365).

- His 132 starts were the 3rd-most ever at 2B for a Sox rookie behind Chuck Schilling in 1961 (157) and Mike Andrews in 1967 (135).

- Named AL's May Rookie of the Month after leading rookies in AVG (.415), 2B (6), and OBP (.472).

- Hit safely in 14 straight games from 5/19-6/4, the longest streak by an AL rookie in 2007.

- Earned AL Player of the Week honors for 5/28-6/3 (.609 AVG, 14-for-23).

- Had 5 hits and 5 RBI on 6/15 vs. SF, just the 4th Sox rookie ever to do that along with Fred Lynn (6/18/75 vs. DET), Dave Stapleton (9/16/80 vs. CLE), and Brian Daubach (8/14/99 vs. SEA).

- Became the 1st Red Sox 2B with 5+ hits since Jerry Remy on 9/3/81 vs. SEA (6).

POSTSEASON: Hit .283 (137-for-60) with 2 HR and 10 RBI, starting all 14 postseason games at 2B.

- Set a postseason rookie record with 6 2B (since surpassed by HOU's Yuli Gurriel, 7 in 2017).

- His 12 runs matched Derek Jeter (1996) for the most ever for a rookie in the playoffs.

- His 17 hits are tied for 6th-most ever by a rookie in the postseason.

BBWAA MOST VALUABLE PLAYERS AT SECOND BASE

| Year | Player | Club |
|------|-------------------|------|
| 1931 | Frankie Frisch | STL |
| 1937 | Charlie Gehringer | DET |
| 1942 | Joe Gordon | NYG |
| 1949 | Jackie Robinson | BRK |
| 1959 | Nellie Fox | CWS |
| 1975 | Joe Morgan | CIN |
| 1976 | Joe Morgan | CIN |
| 1984 | Ryne Sandberg | CHC |
| 2000 | Jeff Kent | SF |
| 2008 | Dustin Pedroia | BOS |
| 2017 | Jose Altuve | HOU |

*No other position has fewer MVPs

- Set an ALCS rookie record with 8 runs (tied by TB's Evan Longoria in 2008).

- Was 3-for-5 with a HR and 5 RBI in Game 7 of the ALCS...Became the 1st rookie ever to homer in Game 7 of the ALCS and set a rookie ALCS mark for RBI in a game.

- Homered to lead off the bottom of the 1st inning in Game 1 of the World Series at Fenway Park, joining BAL's Don Buford (1969) as the only players to hit a leadoff blast in a WS opener (also done by KC's Alcides Escobar in 2015 and LAD's Chris Taylor in 2017).

- Is the only rookie ever to hit a leadoff HR in the WS.

- Had surgery for a fractured hamate bone in his left wrist in November.

2006: Spent most of the season at Triple-A Pawtucket, leading Red Sox minor leaguers with a .305 AVG before making ML debut with 31 games for the Red Sox beginning 8/22.

- Played in 27 games (19 starts) at 2B and in 6 games (5 starts) at SS with the big league club.

- Selected from Pawtucket on 8/21 and made ML debut the following night at LAA...Recorded 1st ML hit in his 2nd AB, a single off LAA's Joe Saunders.

- Hit 1st HR, a solo shot off KC's Luke Hudson, and had his 1st multi-hit game on 9/9 at Fenway Park.

- Earned a spot on the International League's post-season All-Star squad with Pawtucket, ranking 3rd in the league in OBP (.384) and T-4th in AVG.

- Saw extensive action at SS (74 games) and 2B (33) with the PawSox.

- Named Red Sox Minor League Defensive Player of the Month for June and Offensive Player of the Month for July (.363, 19 RBI, 28 games).

2005: Named Red Sox Minor League Offensive Player of the Year, splitting the season between Double-A Portland and Triple-A Pawtucket.

- Earned Eastern League postseason All-Star honors and tabbed a *Baseball America* Double-A All-Star.

- Named Red Sox Minor League Base Runner of the Month for April and won the club's Minor League Quality Plate Appearance Award for June.

Dustin Pedroia, Continued

BBWAA ROOKIES OF THE YEAR AT SECOND BASE

| Year | Player | Club |
|-------------|-----------------------|------------|
| 1953 | Jim Gilliam | BRK |
| 1962 | Ken Hubbs | CHC |
| 1963 | Pete Rose | CIN |
| 1965 | Jim Lefebvre | LAD |
| 1967 | Rod Carew | MIN |
| 1969 | Ted Sizemore | LAD |
| 1978 | Lou Whitaker | DET |
| 1982 | Steve Sax | LAD |
| 1991 | Chuck Knoblauch | MIN |
| 2007 | Dustin Pedroia | BOS |

RED SOX BBWAA ROOKIES OF THE YEAR

| Year | Player | Pos. |
|-------------|-----------------------|-----------|
| 1950 | Walt Dropo | 1B |
| 1961 | Don Schwall | RHP |
| 1972 | Carlton Fisk | C |
| 1975 | Fred Lynn | OF |
| 1997 | Nomar Garciaparra | SS |
| 2007 | Dustin Pedroia | 2B |

2004: Hit safely in 36 of 42 games with 19 BB and only 7 SO between Single-A Augusta and High-A Sarasota in his pro debut.

Following the season, hit .278 with a .375 OBP in 16 games for Scottsdale of the Arizona Fall League.

Personal

- Full name is Dustin Luis Pedroia.
- Signed by Dan Madsen (Red Sox).
- Married to Kelli...The couple has 3 sons: Dylan, Cole, and Brooks.
- Attended Arizona State University, where he was a 3-time First-Team All-Pac 10 selection, the 2003 Pac-10 Co-Player of the Year, and the 2003 National Defensive Player of the Year...Played in all 185 Sun Devils games over his 3 seasons in Tempe.
- Is a 2001 graduate of Woodland (CA) High School... Hit .445 as a senior to capture league MVP honors.
- Named to the 2013 class of the Arizona Fall League Hall of Fame.
- In 2014, became a charter member of the Taylor Hooton Foundation's "Advisory Board" of active major leaguers...The Hooton Foundation is a leader in the advocacy against the use of performance- and appearance-enhancing drugs by the youth of America.

In the Community

- Launched the Pedroia's Platoon program in 2014 as a way to invite military members to Fenway Park once per homestand, meeting with them before games and giving them tickets to his seats.
- Each season, meets with several children as part of the Make-A-Wish program.
- Has been involved in numerous events with the Jimmy Fund, including the annual WEEI/NESN Radio-Telethon, and has visited with Jimmy Fund patients on road trips, at Fenway Park, and during spring training.
- Attends events that benefit the Red Sox Foundation and has auctioned off fielding lessons to raise funds.
- During spring training, is a regular participant in the Children's Hospital of Southwest Florida Celebrity Golf Classic in Fort Myers.
- Attended Red Sox Winter Weekend in 2015 and 2016, signing autographs, posing for pictures with fans, and taking part in panel discussions.
- In 2014, met with patients at Walter Reed Medical Center...In 2013, visited victims of the Boston Marathon bombings in the hospital.

Dustin Pedroia's Career Record

| YEAR | CLUB | AVG | G | AB | R | H | 2B | 3B | HR | RBI | SH | SF | HB | BB | SO | SB | CS | E |
|----------------------------|-------------|-------------|-------------|------------|-------------|------------|-----------|------------|------------|-----------|-----------|-----------|------------|------------|------------|-----------|-----------|---|
| 2004 | Augusta | .400 | 12 | 50 | 11 | 20 | 5 | 0 | 1 | 5 | 0 | 0 | 1 | 6 | 3 | 2 | 0 | 0 |
| | Sarasota | .336 | 30 | 107 | 23 | 36 | 8 | 3 | 2 | 14 | 1 | 3 | 4 | 13 | 4 | 0 | 2 | 0 |
| 2005 | Portland | .324 | 66 | 256 | 39 | 83 | 19 | 2 | 8 | 40 | 2 | 2 | 4 | 34 | 26 | 7 | 3 | 5 |
| | Pawtucket | .255 | 51 | 204 | 39 | 52 | 9 | 1 | 5 | 24 | 1 | 2 | 9 | 24 | 17 | 1 | 0 | 2 |
| 2006 | Pawtucket | .305 | 111 | 423 | 55 | 129 | 30 | 3 | 5 | 50 | 9 | 4 | 9 | 48 | 27 | 1 | 4 | 7 |
| | BOSTON | .191 | 31 | 89 | 5 | 17 | 4 | 0 | 2 | 7 | 1 | 0 | 1 | 7 | 7 | 0 | 1 | 4 |
| 2007 | BOSTON | .317 | 139 | 520 | 86 | 165 | 39 | 1 | 8 | 50 | 5 | 2 | 7 | 47 | 42 | 7 | 1 | 6 |
| 2008 | BOSTON | .326 | 157 | 653 | 118 | 213 | 54 | 2 | 17 | 83 | 7 | 9 | 7 | 50 | 52 | 20 | 1 | 6 |
| 2009 | BOSTON | .296 | 154 | 626 | 115 | 185 | 48 | 1 | 15 | 72 | 3 | 6 | 5 | 74 | 45 | 20 | 8 | 6 |
| 2010 | Pawtucket | .167 | 2 | 6 | 1 | 1 | 0 | 0 | 0 | 0 | 0 | 0 | 0 | 1 | 0 | 0 | 0 | 0 |
| | BOSTON | .288 | 75 | 302 | 53 | 87 | 24 | 1 | 12 | 41 | 2 | 6 | 4 | 37 | 38 | 9 | 1 | 3 |
| 2011 | BOSTON | .307 | 159 | 635 | 102 | 195 | 37 | 3 | 21 | 91 | 2 | 7 | 1 | 86 | 85 | 26 | 8 | 7 |
| 2012 | BOSTON | .290 | 141 | 563 | 81 | 163 | 39 | 3 | 15 | 65 | 1 | 6 | 5 | 48 | 60 | 20 | 6 | 5 |
| 2013 | BOSTON | .301 | 160 | 641 | 91 | 193 | 42 | 2 | 9 | 84 | 0 | 7 | 3 | 73 | 75 | 17 | 5 | 5 |
| 2014 | BOSTON | .278 | 135 | 551 | 72 | 153 | 33 | 0 | 7 | 53 | 0 | 6 | 1 | 51 | 75 | 6 | 6 | 2 |
| 2015 | BOSTON | .291 | 93 | 381 | 46 | 111 | 19 | 1 | 12 | 42 | 1 | 3 | 2 | 38 | 51 | 2 | 2 | 6 |
| 2016 | BOSTON | .318 | 154 | 633 | 105 | 201 | 36 | 1 | 15 | 74 | 1 | 3 | 0 | 61 | 73 | 7 | 4 | 6 |
| 2017 | BOSTON | .293 | 105 | 406 | 46 | 119 | 19 | 0 | 7 | 62 | 2 | 4 | 2 | 49 | 48 | 4 | 3 | 2 |
| Major League Totals | 300 | 1503 | 6006 | 920 | 1802 | 394 | 15 | 140 | 724 | 25 | 59 | 38 | 621 | 651 | 138 | 46 | 58 | |
| Minor League Totals | .307 | 272 | 1046 | 168 | 321 | 71 | 9 | 21 | 133 | 13 | 11 | 27 | 126 | 77 | 11 | 9 | 14 | |

- 2004 Signed by the Boston Red Sox as a 2nd-round selection in the June Draft
- 2010 On disabled list with a broken left foot, 6/26-8/16
- 2010 On disabled list recovering from left foot surgery, 8/19 through remainder of season
- 2012 On disabled list with a right thumb sprain, 7/4-18
- 2015 On disabled list with a right hamstring strain, 6/25-7/16
- 2015 On disabled list with a right hamstring strain, 7/23-9/7
- 2017 On disabled list with a left wrist sprain, 5/30-6/8
- 2017 On disabled list with left knee inflammation, 7/29-8/7
- 2017 On disabled list with left knee inflammation, 8/9-31

Additional Batting Statistics

| YEAR | CLUB | OBP | SLG | OPS | TB | GDP |
|----------------------------|-------------|-------------|-------------|-------------|------------|-----|
| 2006 | BOSTON | .258 | .303 | .561 | 27 | 1 |
| 2007 | BOSTON | .380 | .442 | .823 | 230 | 8 |
| 2008 | BOSTON | .376 | .493 | .869 | 322 | 17 |
| 2009 | BOSTON | .371 | .447 | .819 | 280 | 19 |
| 2010 | BOSTON | .367 | .493 | .860 | 149 | 7 |
| 2011 | BOSTON | .387 | .474 | .861 | 301 | 12 |
| 2012 | BOSTON | .347 | .449 | .797 | 253 | 9 |
| 2013 | BOSTON | .372 | .415 | .787 | 266 | 24 |
| 2014 | BOSTON | .337 | .376 | .712 | 207 | 14 |
| 2015 | BOSTON | .356 | .441 | .797 | 168 | 6 |
| 2016 | BOSTON | .376 | .449 | .825 | 284 | 24 |
| 2017 | BOSTON | .369 | .392 | .760 | 159 | 11 |
| Major League Totals | .366 | .441 | .807 | 2646 | 152 | |

Postseason Record

| | AVG | G | AB | R | H | 2B | 3B | HR | RBI | SH | SF | HB | BB | SO | SB | CS | E |
|--|------|----|-----|----|----|----|----|----|-----|----|----|----|----|----|----|----|---|
| | .233 | 51 | 206 | 32 | 48 | 14 | 0 | 5 | 25 | 1 | 2 | 2 | 23 | 32 | 3 | 1 | 2 |

Division Series Record

| YEAR | CLUB | AVG | G | AB | R | H | 2B | 3B | HR | RBI | SH | SF | HB | BB | SO | SB | CS | E |
|-------------------------------|-------------|-----------|-----------|----------|-----------|----------|----------|----------|----------|----------|----------|----------|----------|-----------|----------|----------|----------|---|
| 2007 | BOS vs. LAA | .154 | 3 | 13 | 2 | 2 | 2 | 0 | 0 | 1 | 0 | 0 | 0 | 1 | 2 | 0 | 0 | 0 |
| 2008 | BOS vs. LAA | .059 | 4 | 17 | 0 | 1 | 0 | 0 | 1 | 0 | 0 | 0 | 1 | 2 | 2 | 0 | 0 | 0 |
| 2009 | BOS vs. LAA | .167 | 3 | 12 | 1 | 2 | 1 | 0 | 0 | 2 | 0 | 0 | 0 | 1 | 0 | 0 | 0 | 0 |
| 2013 | BOS vs. TB | .235 | 4 | 17 | 2 | 4 | 1 | 0 | 0 | 5 | 0 | 2 | 0 | 0 | 3 | 0 | 0 | 0 |
| 2016 | BOS vs. CLE | .167 | 3 | 12 | 2 | 2 | 1 | 0 | 0 | 0 | 0 | 0 | 0 | 2 | 5 | 0 | 0 | 1 |
| 2017 | BOS vs. HOU | .125 | 4 | 16 | 0 | 2 | 0 | 0 | 0 | 0 | 0 | 0 | 0 | 2 | 2 | 0 | 0 | 0 |
| Division Series Totals | .149 | 21 | 87 | 7 | 13 | 6 | 0 | 0 | 9 | 0 | 2 | 1 | 8 | 14 | 0 | 0 | 1 | |

League Championship Series Record

| YEAR | CLUB | AVG | G | AB | R | H | 2B | 3B | HR | RBI | SH | SF | HB | BB | SO | SB | CS | E |
|-------------------|-------------|-----------|-----------|-----------|-----------|----------|----------|----------|-----------|----------|----------|----------|-----------|-----------|----------|----------|----------|---|
| 2007 | BOS vs. CLE | .345 | 7 | 29 | 8 | 10 | 3 | 0 | 1 | 5 | 1 | 0 | 0 | 3 | 5 | 0 | 0 | 0 |
| 2008 | BOS vs. TB | .346 | 7 | 26 | 9 | 9 | 1 | 0 | 3 | 5 | 0 | 0 | 1 | 5 | 3 | 2 | 1 | 0 |
| 2013 | BOS vs. DET | .273 | 6 | 22 | 1 | 6 | 1 | 0 | 0 | 1 | 0 | 0 | 0 | 4 | 6 | 1 | 0 | 0 |
| LCS Totals | .325 | 20 | 77 | 18 | 25 | 5 | 0 | 4 | 11 | 1 | 0 | 1 | 12 | 14 | 3 | 1 | 0 | |

World Series Record

| YEAR | CLUB | AVG | G | AB | R | H | 2B | 3B | HR | RBI | SH | SF | HB | BB | SO | SB | CS | E |
|----------------------------|-------------|-----------|-----------|----------|-----------|----------|----------|----------|----------|----------|----------|----------|----------|----------|----------|----------|----------|---|
| 2007 | BOS vs. COL | .278 | 4 | 18 | 2 | 5 | 1 | 0 | 1 | 4 | 0 | 0 | 0 | 2 | 0 | 0 | 0 | 0 |
| 2013 | BOS vs. STL | .208 | 6 | 24 | 5 | 5 | 2 | 0 | 0 | 1 | 0 | 0 | 0 | 1 | 4 | 0 | 0 | 1 |
| World Series Totals | .238 | 10 | 42 | 7 | 10 | 3 | 0 | 1 | 5 | 0 | 0 | 0 | 0 | 3 | 4 | 0 | 0 | |

Dustin Pedroia

Dustin Pedroia, Continued

All-Star Game Record

| YEAR | CLUB | AVG | G | AB | R | H | 2B | 3B | HR | RBI | SH | SF | HB | BB | SO | SB | CS | E | |
|-----------------------------|-----------|------------------------|----------|----------|----------|----------|----------|----------|----------|----------|----------|----------|----------|----------|----------|----------|----------|----------|--|
| 2008 | AL at NYY | .000 | 1 | 1 | 0 | 0 | 0 | 0 | 0 | 0 | 0 | 0 | 0 | 1 | 0 | 0 | 0 | 0 | |
| 2009 | AL at STL | Selected--Did Not Play | | | | | | | | | | | | | | | | | |
| 2010 | AL at LAA | Selected--Did Not Play | | | | | | | | | | | | | | | | | |
| 2013 | AL at NYM | .000 | 1 | 2 | 0 | 0 | 0 | 0 | 0 | 0 | 0 | 0 | 0 | 0 | 0 | 0 | 0 | 0 | |
| All-Star Game Totals | | .000 | 2 | 3 | 0 | 0 | 0 | 0 | 0 | 0 | 0 | 0 | 0 | 1 | 0 | 0 | 0 | 0 | |

World Baseball Classic Record

| YEAR | CLUB | AVG | G | AB | R | H | 2B | 3B | HR | RBI | SH | SF | HB | BB | SO | SB | CS | E |
|------|------|------|---|----|---|---|----|----|----|-----|----|----|----|----|----|----|----|---|
| 2009 | USA | .125 | 3 | 16 | 1 | 2 | 2 | 0 | 0 | 2 | 0 | 0 | 0 | 0 | 1 | 0 | 0 | 0 |

Career Fielding Record

| YEAR | CLUB | POS | PCT. | G | GS | PO | A | E | TC | DP |
|----------------------|--------|-----------|-------------|-------------|-------------|-------------|-------------|-----------|-------------|------------|
| 2006 | BOSTON | 2B | .975 | 27 | 19 | 45 | 73 | 3 | 121 | 17 |
| | | SS | .952 | 6 | 5 | 7 | 13 | 1 | 21 | 4 |
| 2007 | BOSTON | 2B | .990 | 137 | 132 | 259 | 360 | 6 | 625 | 78 |
| 2008 | BOSTON | 2B | .992 | 157 | 155 | 279 | 448 | 6 | 733 | 101 |
| 2009 | BOSTON | 2B | .991 | 154 | 154 | 253 | 404 | 6 | 663 | 93 |
| 2010 | BOSTON | 2B | .991 | 75 | 75 | 137 | 212 | 3 | 352 | 50 |
| 2011 | BOSTON | 2B | .990 | 159 | 158 | 290 | 425 | 7 | 722 | 81 |
| 2012 | BOSTON | 2B | .992 | 139 | 139 | 228 | 392 | 5 | 625 | 100 |
| 2013 | BOSTON | 2B | .993 | 160 | 159 | 254 | 429 | 5 | 688 | 102 |
| 2014 | BOSTON | 2B | .997 | 135 | 133 | 247 | 405 | 2 | 654 | 96 |
| 2015 | BOSTON | 2B | .986 | 92 | 92 | 165 | 272 | 6 | 443 | 61 |
| 2016 | BOSTON | 2B | .990 | 152 | 151 | 245 | 362 | 6 | 613 | 98 |
| 2017 | BOSTON | 2B | .995 | 98 | 97 | 156 | 208 | 2 | 366 | 59 |
| Career Totals | | 2B | .991 | 1485 | 1464 | 2558 | 3990 | 57 | 6605 | 936 |
| | | SS | .952 | 6 | 5 | 7 | 13 | 1 | 21 | 4 |

Career Single-Game Highs

| | |
|-----------------------|--|
| HITS | 5, 5 times, last 8/14/16 vs. ARI |
| DOUBLES | 3, 3 times, last 8/6/12 vs. TEX |
| HOME RUNS | 3, 6/24/10 at COL |
| RBI | 5, 7 times, last 4/27/16 vs. ATL |
| RUNS SCORED | 5, 8/12/08 vs. TEX |
| WALKS | 3, 11 times, last 6/30/17 at TOR |
| STRIKEOUTS | 4, 2 times, last 5/7/14 vs. CIN |
| STOLEN BASES | 2, 12 times, last 8/24/16 at TB |
| HITTING STREAK | 25, 6/29/11-7/28/11 |
| EJECTIONS (3) | 8/19/08 at BAL (HP, Bob Davidson); 8/7/12 vs. TEX (1B, Paul Nauer); 6/1/14 vs. TB (HP, D.J. Reyburn) |

Home Run Notes

| |
|--|
| MULTI-HOME RUN GAMES (7) |
| 3-HOME RUN GAMES (1) |
| 6/24/10 at COL |
| 2-HOME RUN GAMES (6) |
| 9/8/09 vs. BAL; 9/13/11 vs. TOR; 4/6/15 at PHI; 5/27/15 at MIN; 9/16/15 at BAL; 4/27/16 vs. ATL |
| LEADOFF HOME RUNS (3) |
| 9/23/06 at TOR off A.J. Burnett; 10/3/09 vs. CLE off Aaron Laffey; 9/17/13 vs. BAL off Scott Feldman |
| GRAND SLAMS (4) |
| 8/27/08 at NYY off David Robertson; 5/2/14 vs. OAK off Ryan Cook; 4/27/16 vs. ATL off Bud Norris; 9/24/16 at TB off Danny Farquhar |
| PINCH-HIT HOME RUNS (0) |
| EXTRA-INNING HOME RUNS (1) |
| 6/24/10 at COL off Huston Street (10th) |
| GAME-ENDING HOME RUNS (0) |
| INSIDE-THE-PARK HOME RUNS (0) |

2018
Red Sox

31 DREW POMERANZ

LHP



Bats: Right • **Throws:** Left • **Height:** 6-5 • **Weight:** 228
Opening Day Age: 29 • **MLB Service:** 5 years, 13 days
Born: 11/22/1988 in Collierville, TN
Resides: Memphis, TN
Acquired: From San Diego in exchange for minor league RHP Anderson Espinoza on 7/14/2016
Contract Status: Signed through 2018

Career Highlights

- Enters his 8th ML season and 2nd full season with BOS.
- Named an NL All-Star in 2016, representing the host Padres on 7/12 at Petco Park...Traded to BOS 2 days later.
- Has a career 3.67 ERA (259 ER/636.0 IP) and a .238 opponent AVG over 7 ML seasons with COL (2011-13), OAK (2014-15), SD (2016), and BOS (2016-17).
- The Red Sox went 28-17 (.622) in his 45 starts from 2016-17...In those games, he was 20-11 with a 3.70 ERA (99 ER/241.0 IP) and 243 SO.
- In 81 starts from 2014-17, went 34-24 with a 3.38 ERA (165 ER/440.0 IP) and 444 SO.
- In 59 ML relief appearances, has a 2.10 ERA (15 ER/64.1 IP), a 0.99 WHIP, and a .189 opponent AVG.
- Selected to the 2011 All-Star Futures Game while with Single-A Kinston.
- Selected 5th overall by CLE in the 2010 June Draft.

2017: Went 17-6 with a 3.32 ERA (64 ER/173.2 IP) in 32 starts during his 1st full season with BOS.

- Set career highs in starts, wins, and innings.
- The Red Sox were 22-10 in his starts, including 14-4 in his final 18.
- Made 10 starts against teams that qualified for the postseason, going 6-1 with a 2.62 ERA (16 ER/55.0 IP)...BOS went 9-1 in those games.
- Posted a 5.29 ERA through his first 7 starts, but went 14-2 with a 2.84 ERA (44 ER/139.2 IP) in 25 starts from 5/20 through the end of the season.
- Allowed 2 or fewer runs in a ML-leading 23 starts, joining Babe Ruth (28 in 1916) and Roger Clemens (23 in 1990) as the only Red Sox since 1913 with at least 23 such outings in a single season.
- Pitched 5.0+ innings and allowed 2 ER or fewer in 20 of his starts, throwing 6.0+ innings in 15 of those.
- Lost only 1 of his 19 starts from 5/20-8/28 (11-1).
- Posted the longest winning streak by a Red Sox pitcher in 2017 (8-0 in 12 starts from 6/27-8/28)...Was 1 of only 6 ML pitchers with a winning streak of 8+ games.
- Held opponents to a .211 AVG with RISP (30-for-142), the 5th-lowest mark in the AL and 9th-lowest in MLB.
- Went 7-3 in 15 road starts...His 3.19 ERA (30 ER/84.2 IP) in those outings was the 6th-lowest in the AL.
- Won a career-long 7 consecutive road decisions from 5/31-8/28...Was tied for the 2nd-longest road winning streak in the AL in 2017, and the longest by a Red Sox since Clay Buchholz in 2009-10 (9).
- Began the year on the 10-day DL with a left forearm flexor strain...Reinstated on 4/11.

DREW POMERANZ IN 2017

| Stat | AL Rank |
|-------------------|---------|
| 17 Wins | T-4th |
| .739 Win % | 4th |
| 3.32 ERA | 7th |
| 174 SO | 12th |
| 32 Starts | T-9th |
| .388 Opponent SLG | 9th |

- Made his season debut on 4/11 vs. BAL and earned his 1st career win at Fenway Park (6.0 IP, 1 R).
 - Recorded 10 SO in only 4.1 IP on 4/16 vs. TB.
 - Earned his 1st career Interleague win on 4/28 vs. CHC (6.0 IP, 2 R)...Snapped a streak of 27.2 scoreless IP vs. NL Central clubs after allowing a run in the 1st inning.
 - Exited his start on 5/14 vs. TB prior to the 4th inning with left triceps tightness (did not miss his next start)...Issued 3 BB in the outing, snapping a career-long streak of 15 straight starts with 2 or fewer BB.
 - Reached 500.0 career IP on 5/20 at OAK.
 - In 7 road starts from 5/20-7/7, went 4-0 with a 1.99 ERA (9 ER/40.2 IP), allowing either 1 or 2 runs in each.
 - Struck out a career-high-tying 11 batters on 5/25 vs. TEX (2nd time).
 - In 9 starts from 6/16-7/30, went 4-0 with a 2.33 ERA (14 ER/54.0 IP)...Tossed 6.0+ innings in a career-long 4 straight starts from 7/2-19.
 - Allowed 0 HR in 4 consecutive starts from 6/21-7/7.
 - Went 4-0 with a 2.28 ERA (7 ER/27.2 IP) in August, with the Sox winning each of his 5 starts in the month.
 - Set a career high with his 12th win on 8/12 at NYY.
 - Removed from his start on 8/18 vs. NYY (back spasms) after throwing 3.1 scoreless innings.
 - Allowed 2 hits in 5.1 scoreless innings on 8/23 at CLE.
 - Surrendered 2 or fewer ER over 6.0+ IP in 3 consecutive starts from 9/8-19, tied for the longest such streak of his career and longest as a member of the Red Sox.
 - On 9/8 vs. TB, did not give up his 1st hit until there was 1 out in the 5th inning, the deepest he has ever gone into a game without allowing a hit.
 - Allowed 0 runs in 6.1 IP on 9/19 at BAL, his longest scoreless start since 6/25/16 with SD at CIN (7.0 IP).
 - Earned the win in the Sox' AL East title-clinching victory on 9/30 vs. HOU (6.0 IP, 3 H, R, 2 BB, 3 SO).
- POSTSEASON:** Started Game 2 of the ALDS at HOU and earned the loss (2.0 IP, 4 ER, 5 H, BB, SO).

Drew Pomeranz, Continued

LOWEST ERA IN MLB, 5/20/17 THROUGH END OF 2017 SEASON

| Pitcher | ERA |
|----------------------|------------------------------|
| Corey Kluber | 1.62 (30 ER/166.1 IP) |
| Stephen Strasburg | 2.13 (29 ER/122.2 IP) |
| Max Scherzer | 2.40 (39 ER/146.0 IP) |
| Luis Severino | 2.77 (45 ER/146.1 IP) |
| Drew Pomeranz | 2.84 (44 ER/139.2 IP) |

*Min. 120.0 IP

2016: Split the season between SD and BOS, going 11-12 with a 3.32 ERA (63 ER/170.2 IP), 186 SO, and a .217 opponent AVG over 30 starts and 1 relief appearance.

- Selected by Manager Terry Collins to replace Noah Syndergaard on the NL All-Star roster, his 1st career selection.
- Ranked among ML leaders in opponent AVG (9th), SO/9.0 IP (10th, 9.81), SO (18th), and ERA (20th).
- Allowed 2 or fewer ER in 20 of his 30 starts, including 7 starts with 0 ER allowed.
- Made 6 starts with 0 ER and 3 or fewer hits allowed, tied for 3rd-most in MLB (Kershaw-8, Arieta-7, Hellickson-6).
- Ranked among ML leaders on the road with a 2.75 ERA (6th), a .198 opponent AVG (3rd), and 9.47 SO/9.0 IP (16th)...Allowed 2 or fewer runs in 13 of his 16 road starts.
- His 1.70 ERA (10 ER/53.0 IP) through 5/23 was the 3rd-lowest through 9 starts in Padres history behind Randy Jones (1.54 in 1975) and Jake Peavy (1.64 in 2007).
- In the 1st half of the season, started 5 of the 6 games in which the Padres shut out their opponent.
- Won his Padres debut on 4/9 at COL (5.0 IP, 2 ER).
- Struck out 10 in his home debut vs. PIT on 4/20, his 1st career double-digit strikeout performance and the 1st by a Padres LHP since Eric Stults on 5/29/13 vs. SEA (12).
- Recorded 31 SO over his first 4 starts with the Padres...According to STATS, was the 3rd-highest total by a Padre through his first 4 starts of a season, trailing only Jake Peavy in 2005 (34) and Stan Spencer in 2000 (32).
- Had a career-best 18.0-inning scoreless streak, 5/1-18.
- On 6/25 at CIN, scattered 3 hits over 7.0 shutout innings and went 2-for-3 at the plate with a HR... Became the 1st SD starter to throw 7.0+ shutout innings and hit a HR since Mat Latos on 7/8/10 at WSH.
- In his final start with SD on 7/7 at LAD, allowed just 2 hits over 7.0 scoreless frames.
- Made his All-Star Game debut on 7/12 at Petco Park... Pitched a scoreless 4th inning, retiring Salvador Perez, Jose Altuve & Mike Trout...Allowed a single to Jackie Bradley Jr.
- Acquired by the Red Sox from San Diego on 7/14 in exchange for minor league RHP Anderson Espinoza.
- At the time of his trade on 7/14, led NL starters with a .184 opponent AVG and ranked among ML leaders with a 2.47 ERA (7th) and a .555 opponent OPS (2nd).
- Was 1 of 4 ML starters at the time with an opponent AVG under .200 and more than 10.0 SO/9.0 IP (10.2), joining Clayton Kershaw, Danny Salazar, and Max Scherzer.
- Made his Red Sox debut at Fenway Park on 7/20 vs. SF and left with an 8-5 lead (3.0 IP, 5 ER).

- Allowed 3 or fewer runs in each of his 7 starts from 8/4-9/5...Posted a 2.76 ERA (13 ER/42.1 IP) in that stretch.
- On 8/10, gave up 1 run in 5.1 IP vs. NYY, his 3rd straight start against the Yankees with 1 or 0 ER allowed.
- Earned his 1st win with BOS on 8/15 at CLE, allowing 2 ER in a career-high 7.2 IP.
- On 8/20 at DET, was removed from the game after 5.0 innings as the result of a 1:11 rain delay...Needed only 51 pitches to get through 5.0 innings, allowing just 4 base runners (4 H, 0 BB, 0 HBP).
- Struck out a career-high 11 batters on 8/25 at TB... Joined Pedro Martinez (3 times) and Josh Beckett (once) as the only Red Sox with 11+ SO in a game at Tropicana Field (later joined by Eduardo Rodriguez and Chris Sale).
- Made his 1st relief appearance of the season on 10/2 vs. TOR, striking out 2 batters over 1.1 perfect frames.

POSTSEASON: Pitched in the postseason for the 1st time in his career...Recorded 2.1 scoreless innings of relief in Game 1 of the ALDS at CLE (3 H, BB, 5 SO).

Also appeared in relief in Game 3 (1.1 IP, 2 ER).

2015: Appeared in a career-high 53 games (9 GS) for OAK, going 5-6 with a 3.66 ERA (35 ER/86.0 IP).

- Posted a 4.63 ERA and a .244 opponent AVG in 9 starts, compared to a 2.61 ERA and .205 opponent AVG in 44 relief outings.
- Allowed a .226 opponent AVG, including .152 (15-for-99) against left-handed hitters.
- Began the year in the starting rotation.
- Placed on the 15-day DL on 5/19 with a sprained left AC joint...Reinstated on 6/3 and moved to the bullpen.
- Posted a 1.56 ERA and a .158 opponent AVG over his first 20 relief appearances from 6/4-7/18.
- On 7/23, made a spot start against TOR on the day Scott Kazmir was traded to HOU.
- Made his final appearance on 9/26 before missing the final 7 games with an AC joint inflammation.
- Underwent left shoulder surgery on 10/21 in Dallas, performed by Dr. Keith Meister.

2014: Made his 1st career Opening Day roster and spent the majority of the season with OAK, posting a 2.35 ERA in 20 ML games (10 GS).

- Went 1-1 with a 1.62 ERA in 10 relief appearances, and 4-3 with a 2.58 ERA in 10 starts.
- Held ML opponents to a .204 AVG.
- Fractured his right wrist on 6/16 and landed on the 15-day DL the next day.
- Reinstated and optioned to Triple-A Sacramento on 7/13...Made 8 starts with Sacramento from 7/13-8/21.
- Returned to the A's on 8/27 and started that day at HOU...Optioned to Single-A Beloit the next day but did not appear in a game before returning to OAK on 9/2.

**CONSECUTIVE STARTS
WITHOUT A LOSS IN 2017**

| Pitcher | GS (Dates) |
|----------------------|-----------------------|
| Clayton Kershaw | 16 (5/6-9/1) |
| Drew Pomeranz | 14 (6/16-8/28) |
| Alex Wood | 14 (4/10-7/15) |
| Dallas Keuchel | 12 (4/3-7/28) |
| Max Scherzer | 12 (6/27-9/8) |

2013: Worked in 8 games (4 GS) for COL...Spent most of the year with Triple-A Colorado Springs.

- 🔥 Began the year with Colorado Springs and went 8-1 with a 4.20 ERA in 15 starts before being recalled on 6/30.
- 🔥 Ranked 2nd in the Pacific Coast League in wins and strikeouts at the time of his promotion to COL on 6/30.
- 🔥 Despite spending just 3 months with the Sky Sox, led the club in wins (8) and SO (96)...They were 13-2 in his starts.
- 🔥 Went 0-4 with an 8.10 ERA in 4 starts for the Rockies before being optioned back to Colorado Springs on 7/11.
- 🔥 Did not appear in a game before being recalled again by COL on 7/22.
- 🔥 Placed on the DL on 7/23 with left biceps tendinitis... Reinstated on 9/6 and pitched in relief for the 1st time in his career.

2012: Made 22 starts for COL in his official rookie season, going 2-9 with a 4.93 ERA (53 ER/96.2 IP).

- 🔥 Began the season with 1 Double-A Tulsa start before being recalled by the Rockies on 4/15.
- 🔥 Optioned to Triple-A Colorado Springs on 5/11 after making 5 starts for COL...Went 4-4 with a 2.51 ERA in 9 Triple-A starts after being optioned.
- 🔥 Recalled again on 7/1 and spent the remainder of the season in the majors.
- 🔥 At the plate, hit his 1st career HR on 5/7 at SD, a solo shot off of Edinson Volquez.

2011: Made his ML debut with COL after being acquired on 8/17 to complete a 5-player trade with CLE.

- 🔥 Named a Carolina League mid-season and post-season All-Star for Single-A Kinston.
- 🔥 Selected to the U.S. Team in MLB's 2011 All-Star Futures Game.

- 🔥 Made 2 starts for Double-A Tulsa before getting his 1st career ML call-up on 9/11.
- 🔥 Debuted that day with a start against CIN, working 5.0 shutout innings for his 1st career win...Became the 7th starting pitcher in COL history to win his debut, the 3rd to do so without allowing a run.
- 🔥 Overall in 3 stops in the minors, went 4-3 with a 1.78 ERA...Held opponents to a .189 AVG.

2010: Did not pitch after being selected by CLE in the 1st round (5th overall) of the June Draft.

Personal

- 🔥 Full name is Thomas Andrew Pomeranz.
- 🔥 Signed by Chuck Bartlett (Indians).
- 🔥 Married Carolyn Esserman in November 2016.
- 🔥 Selected by TEX in the 12th round of the 2007 June Draft but decided to attend the University of Mississippi.
- 🔥 Named Southeastern Conference Pitcher of the Year and earned All-America honors from the National Collegiate Baseball Writers Association as a junior.
- 🔥 Named a 2005 Freshman All-American and All-SEC Freshman.
- 🔥 At Collierville (TN) High School, went 20-6 with 11 saves, a 2.21 ERA, and 312 SO in 181.0 IP.
- 🔥 His older brother, Stuart, was selected in the 2nd round of the 2003 June Draft by STL.
- 🔥 His father, Mike, lettered 4 years at Ole Miss.
- 🔥 His uncle, Pat, also lettered 4 years at Ole Miss and was selected in the 18th round of the 1983 June Draft by CWS.

In the Community

- 🔥 Attended Red Sox Winter Weekend in 2017 and 2018, signing autographs and posing for pictures with fans.
- 🔥 Has participated in events that benefit the Red Sox Foundation, including Picnic in the Park and Casino Night.
- 🔥 In spring training 2017, took part in a "Day of Service" at the Family Initiative, Inc., and participated in the Children's Hospital Celebrity Golf Classic.

Drew Pomeranz

Drew Pomeranz, Continued

Drew Pomeranz's Career Record

| YEAR | CLUB | W-L | ERA | G | GS | CG | SHO | SV | IP | H | R | ER | HR | HB | BB | SO | WP | BK |
|------|----------------------------|--------------|-------------|------------|------------|----------|----------|----------|--------------|------------|------------|------------|-----------|-----------|------------|------------|-----------|----------|
| 2011 | Kinston | 3-2 | 1.87 | 15 | 15 | 0 | 0 | 0 | 77.0 | 56 | 22 | 16 | 2 | 1 | 32 | 95 | 6 | 0 |
| | Akron | 0-1 | 2.57 | 3 | 3 | 0 | 0 | 0 | 14.0 | 10 | 4 | 4 | 1 | 0 | 6 | 17 | 0 | 0 |
| | Tulsa | 1-0 | 0.00 | 2 | 2 | 0 | 0 | 0 | 10.0 | 2 | 0 | 0 | 0 | 0 | 0 | 7 | 0 | 0 |
| | COLORADO | 2-1 | 5.40 | 4 | 4 | 0 | 0 | 0 | 18.1 | 19 | 11 | 11 | 0 | 1 | 5 | 13 | 1 | 0 |
| 2012 | Tulsa | 0-0 | 0.00 | 1 | 1 | 0 | 0 | 0 | 4.0 | 4 | 0 | 0 | 0 | 1 | 1 | 4 | 1 | 0 |
| | COLORADO | 2-9 | 4.93 | 22 | 22 | 0 | 0 | 0 | 96.2 | 97 | 57 | 53 | 14 | 4 | 46 | 83 | 8 | 1 |
| | Colorado Springs | 4-4 | 2.51 | 9 | 9 | 0 | 0 | 0 | 46.2 | 52 | 23 | 13 | 2 | 0 | 20 | 46 | 0 | 0 |
| 2013 | Colorado Springs | 8-1 | 4.20 | 15 | 15 | 0 | 0 | 0 | 85.2 | 83 | 40 | 40 | 6 | 3 | 33 | 96 | 3 | 0 |
| | COLORADO | 0-4 | 6.23 | 8 | 4 | 0 | 0 | 0 | 21.2 | 25 | 15 | 15 | 4 | 1 | 19 | 19 | 0 | 0 |
| | Tulsa | 0-1 | 11.81 | 1 | 1 | 0 | 0 | 0 | 5.1 | 10 | 7 | 7 | 2 | 0 | 1 | 5 | 0 | 0 |
| 2014 | OAKLAND | 5-4 | 2.35 | 20 | 10 | 0 | 0 | 0 | 69.0 | 51 | 22 | 18 | 7 | 1 | 26 | 64 | 0 | 0 |
| | Sacramento | 3-1 | 3.69 | 8 | 8 | 0 | 0 | 0 | 46.1 | 45 | 19 | 19 | 6 | 0 | 17 | 54 | 2 | 0 |
| 2015 | OAKLAND | 5-6 | 3.66 | 53 | 9 | 0 | 0 | 3 | 86.0 | 71 | 44 | 35 | 8 | 3 | 31 | 82 | 2 | 0 |
| | Stockton | 0-0 | 0.00 | 1 | 0 | 0 | 0 | 0 | 2.0 | 0 | 0 | 0 | 0 | 0 | 0 | 3 | 0 | 0 |
| 2016 | SAN DIEGO | 8-7 | 2.47 | 17 | 17 | 0 | 0 | 0 | 102.0 | 67 | 30 | 28 | 8 | 1 | 41 | 115 | 7 | 0 |
| | BOSTON | 3-5 | 4.59 | 14 | 13 | 0 | 0 | 0 | 68.2 | 70 | 35 | 35 | 14 | 0 | 24 | 71 | 3 | 0 |
| 2017 | BOSTON | 17-6 | 3.32 | 32 | 32 | 0 | 0 | 0 | 173.2 | 166 | 69 | 64 | 19 | 4 | 69 | 174 | 6 | 0 |
| | Major League Totals | 42-42 | 3.67 | 170 | 111 | 0 | 0 | 3 | 636.0 | 566 | 283 | 259 | 74 | 15 | 261 | 621 | 27 | 1 |
| | Minor League Totals | 19-10 | 3.06 | 55 | 54 | 0 | 0 | 0 | 291.0 | 262 | 115 | 99 | 19 | 5 | 110 | 327 | 12 | 0 |
| | Red Sox Totals | 20-11 | 3.68 | 46 | 45 | 0 | 0 | 0 | 242.1 | 236 | 104 | 99 | 33 | 4 | 93 | 245 | 9 | 0 |

- 2007 Selected by the Texas Rangers in the 12th round of the June Draft (did not sign)
- 2010 Signed by the Cleveland Indians as a 1st-round selection (5th overall) in the June Draft
- 2011 Acquired by the Colorado Rockies with RHPs Joe Gardner and Alex White and INF/OF Matt McBride in exchange for RHP Ubaldo Jimenez, 8/16
- 2013 On disabled list with left biceps tendinitis, 7/23-9/5
- 2013 Acquired by the Oakland Athletics with RHP Chris Jensen in exchange for LHP Brett Anderson and cash considerations, 12/10
- 2014 On disabled list with a fractured right wrist, 6/17-7/12
- 2015 On disabled list with a sprained left AC joint, 5/19-6/2
- 2015 Acquired by the San Diego Padres with LHP Jose Torres and a player to be named later (OF Jabari Blash, 12/10) in exchange for INF Yonder Alonso and LHP Marc Rzepczynski, 12/2
- 2016 Acquired by the Boston Red Sox in exchange for RHP Anderson Espinoza, 7/14
- 2017 On disabled list with a left forearm flexor strain, 3/30-4/10

Division Series Record

| YEAR | CLUB | W-L | ERA | G | GS | CG | SHO | SV | IP | H | R | ER | HR | HB | BB | SO | WP | BK |
|------|-------------------------------|------------|-------------|----------|----------|----------|----------|----------|------------|----------|----------|----------|----------|----------|----------|----------|----------|----------|
| 2016 | BOS vs. CLE | 0-0 | 4.91 | 2 | 0 | 0 | 0 | 0 | 3.2 | 4 | 2 | 2 | 1 | 0 | 2 | 7 | 0 | 0 |
| 2017 | BOS vs. HOU | 0-1 | 18.00 | 1 | 1 | 0 | 0 | 0 | 2.0 | 5 | 4 | 4 | 2 | 0 | 1 | 1 | 0 | 0 |
| | Division Series Totals | 0-1 | 9.53 | 3 | 1 | 0 | 0 | 0 | 5.2 | 9 | 6 | 6 | 3 | 0 | 3 | 8 | 0 | 0 |

All-Star Game Record

| YEAR | CLUB | W-L | ERA | G | GS | CG | SHO | SV | IP | H | R | ER | HR | HB | BB | SO | WP | BK |
|------|----------|-----|------|---|----|----|-----|----|-----|---|---|----|----|----|----|----|----|----|
| 2016 | NL at SD | 0-0 | 0.00 | 1 | 0 | 0 | 0 | 0 | 1.0 | 1 | 0 | 0 | 0 | 0 | 0 | 0 | 0 | 0 |

Career Fielding Record

| YEAR | CLUB | POS | PCT. | G | GS | PO | A | E | TC | DP |
|------|------------------------|----------|-------------|------------|------------|-----------|-----------|----------|-----------|----------|
| 2011 | COLORADO | P | 1.000 | 4 | 4 | 0 | 1 | 0 | 1 | 0 |
| 2012 | COLORADO | P | .952 | 22 | 22 | 6 | 14 | 1 | 21 | 0 |
| 2013 | COLORADO | P | 1.000 | 8 | 4 | 0 | 2 | 0 | 2 | 0 |
| 2014 | OAKLAND | P | 1.000 | 20 | 10 | 1 | 8 | 0 | 9 | 0 |
| 2015 | OAKLAND | P | .938 | 53 | 9 | 2 | 13 | 1 | 16 | 2 |
| 2016 | SAN DIEGO | P | .923 | 17 | 17 | 2 | 10 | 1 | 13 | 0 |
| | BOSTON | P | .875 | 14 | 13 | 0 | 7 | 1 | 8 | 0 |
| 2017 | BOSTON | P | .850 | 32 | 32 | 2 | 15 | 3 | 20 | 4 |
| | Career Fielding | P | .922 | 170 | 111 | 13 | 70 | 7 | 90 | 6 |

Career Batting Totals


| | AVG | G | AB | R | H | 2B | 3B | HR | RBI | SH | SF | HB | BB | SO | SB | CS | E |
|---------------------|------|-----|----|---|----|----|----|----|-----|----|----|----|----|----|----|----|---|
| Major League Totals | .171 | 170 | 70 | 4 | 12 | 2 | 0 | 2 | 5 | 9 | 0 | 0 | 1 | 41 | 0 | 0 | 2 |

Career Single-Game Highs

- INNINGS PITCHED** 7.2, 8/15/16 for BOS at CLE
- STRIKEOUTS** 11, 2 times, last 5/25/17 vs. TEX
- HITS ALLOWED** 9, 3 times, last 6/8/16 for SD vs. ATL
- RUNS ALLOWED** 8, 6/16/14 vs. TEX
- WALKS ALLOWED** 6, 8/4/16 for BOS at SEA
- HOME RUNS ALLOWED** 3, 6/19/16 for SD vs. WSH
- WINNING STREAK** 8, 6/27-8/28/17
- EJECTIONS** None
- SCORELESS INNINGS STREAK** 18.0, 5/1-18/16 for SD

22 RICK PORCELLO

RHP



Bats: Right • **Throws:** Right • **Height:** 6-5 • **Weight:** 202
Opening Day Age: 29 • **MLB Service:** 8 years, 170 days
Born: 12/27/1988 in Morristown, NJ
Resides: Morristown, NJ
Acquired: From Detroit in exchange for OF Yoenis Céspedes, RHP Alex Wilson, and LHP Gabe Speier on 12/11/2014
Contract Status: Signed through 2019

Career Highlights

- 🔥 Entering his 4th season with the Red Sox...On 4/6/15, signed a 4-year contract extension through 2019.
- 🔥 Has been in the majors since opening the 2009 season as part of DET's starting rotation at only 20 years old.
- 🔥 Selected by DET in the 1st round of the 2007 June Draft (27th overall).
- 🔥 Won the 2016 AL Cy Young Award.
- 🔥 In his first 9 ML seasons (2009-17), led MLB with 192 opponent GDP and ranked among AL leaders in wins (5th, 118), starts (2nd, 274), and innings (4th, 1,671.2).
- 🔥 Is the only AL pitcher to throw 150.0+ innings in each of the last 9 seasons (2009-17)...The only other pitchers to do so are Max Scherzer, Jon Lester, and Zack Greinke.
- 🔥 Became the 1st AL pitcher with 150.0+ IP in each of his first 9 ML seasons since Dennis Eckersley (1975-83).
- 🔥 Is also the only AL pitcher to make 27+ starts in each of the last 9 seasons (2009-17)...The only other pitchers to do so are Max Scherzer and Jon Lester.
- 🔥 Became the 3rd AL pitcher ever to make 27+ starts in each of his first 9 ML seasons, joining Fritz Peterson (1966-74) and George Mullin (1902-10).
- 🔥 Became the only modern ML pitcher (since 1900) to make more than 25 starts in each of his first 7 big league seasons, all before turning 27.
- 🔥 Was 1 of only 3 modern ML pitchers to post 10+ wins in each of his first 6 seasons before turning 26 (also Bert Blyleven and Dennis Eckersley).
- 🔥 Is 1 of 11 pitchers who debuted in 1976 or later to earn 100 wins before turning 28 years old, joining Madison Bumgarner, Roger Clemens, Dwight Gooden, Felix Hernandez, Clayton Kershaw, Greg Maddux, Pedro Martinez, CC Sabathia, Bret Saberhagen, and Fernando Valenzuela.
- 🔥 Is the only qualifying pitcher to average fewer than 3.0 BB/9.0 IP in each of the last 9 seasons (2009-17).
- 🔥 Has posted a BB/9.0 IP ratio below 2.00 in 3 of the last 4 seasons (1.80 in 2014, 1.99 in 2015, 1.29 in 2016).
- 🔥 Has 3 career streaks of 15+ consecutive starts with 6.0+ IP: 20 starts from 6/28/16-4/9/17, 19 from 4/19/17-7/28/17, and 15 from 8/26/15-5/11/16.
- 🔥 Pitched 5.0+ innings in 43 consecutive starts from 8/26/15-4/9/17, the 3rd-longest streak by a BOS pitcher since 1920 (Curt Schilling-74, Luis Tiant-56).
- 🔥 Made 14 consecutive quality starts on the road from 6/7/16-5/6/17, the 3rd-longest streak by a BOS pitcher since earned runs became an official stat in the AL in 1913 (Pedro Martinez-16, Roger Clemens-16).
- 🔥 Named AL Pitcher of the Month for September 2016 and AL Rookie of the Month for May 2009.

RED SOX BBWAA CY YOUNG AWARD WINNERS

| Pitcher | Year |
|----------------------|----------------|
| Jim Lonborg | 1967 |
| Roger Clemens | 1986, '87, '91 |
| Pedro Martinez | 1999, 2000 |
| Rick Porcello | 2016 |

2017: In his 3rd season with BOS, went 11-17 with a 4.65 ERA (105 ER/203.1 IP) in a team-high 33 starts...Reached double-digit wins for the 8th time in 9 ML seasons.

- 🔥 Was the Red Sox' nominee for the Heart and Hustle Award, given to an active player who demonstrates a passion for the game of baseball and best embodies the values, spirit, and traditions of the game.
- 🔥 Also was the club's nominee for the Roberto Clemente Award for his community service efforts.
- 🔥 Made 30+ starts for the 6th time in his career and eclipsed 200.0 IP for the 3rd time.
- 🔥 Ranked among AL leaders in starts (T-3rd, 33), IP (5th, 203.1), SO (9th, 181), BB/9.0 IP ratio (5th, 2.12), and SO/BB ratio (7th, 3.77).
- 🔥 Received 0 runs of support in 10 of his 17 losses, and either 1 or 2 runs in his other 7.
- 🔥 Went 11-0 with a 4.18 ERA (43 ER/92.2 IP) when the Red Sox scored 3+ runs with him in the game... BOS went 15-0 in those games.
- 🔥 Lost a ML-high 9 quality starts, the most by a Red Sox pitcher since Milt Gaston also lost 9 in 1930... Allowed 2 ER or fewer in 7 of his losses.
- 🔥 Led MLB with 20 UER allowed, the most during a season by a Red Sox since Tim Wakefield in 2011 (22).
- 🔥 Was 1 of 4 AL pitchers (1 of 8 ML pitchers) to toss multiple complete games (went 0-2 in CG).
- 🔥 Threw 6.0+ innings in 19 consecutive starts from 4/19-7/28, the majors' longest streak of the season.
- 🔥 Tossed 6.0+ IP in each of his first 13 road starts, extending his streak of such starts to 26 (5/28/16-9/16/17)...Marked the longest streak in MLB since Justin Verlander from 2010-12 (34).
- 🔥 Made his 1st career Opening Day start on 4/3 vs. PIT and earned the win (6.1 IP, 6 H, 3 R, BB, 5 SO).
- 🔥 Recorded his 1,000th career SO on 4/9 at DET (Victor Martinez, 1st inning).

Rick Porcello

Rick Porcello, Continued

KNOWN IMMACULATE INNINGS, RED SOX HISTORY

| Pitcher | Game | Inning |
|----------------------|---------------------|------------|
| Pedro Martinez | 5/18/02 vs. SEA | 1st |
| Clay Buchholz | 8/16/12 at BAL | 6th |
| Craig Kimbrel | 5/11/17 at MIL | 9th |
| Rick Porcello | 8/9/17 at TB | 5th |

🔥 Lasted 4.1 IP on 4/14 vs. TB, snapping a streak of 20 consecutive starts with 6.0+ IP...That had been the longest active start in the majors and was the longest by a Red Sox since Derek Lowe in 2002 (22).

🔥 His start on 4/14 vs. TB also snapped a streak of 43 consecutive starts with 5.0+ IP, the 3rd-longest streak by a BOS pitcher since 1920 (Curt Schilling-74, Luis Tiant-56)...It was the longest active streak in the AL.

🔥 Went 1-4 in 5 starts from 4/19-5/12 despite posting a 2.20 ERA (8 ER/32.2 IP) with 34 SO and 5 BB in those.

🔥 Issued 4 BB on 4/26 vs. NYY, snapping a career-long streak of 21 starts with 2 or fewer BB...Was the longest streak by a Red Sox since Curt Schilling (33, 2005-06).

🔥 Reached 1,500.0 career IP on 5/1 vs. BAL.

🔥 Allowed 4 ER in 6.1 IP on 5/17 at STL, snapping a streak of 14 consecutive quality starts on the road...That is the 3rd-longest streak by a BOS pitcher since earned runs became an official stat in 1913 (Martinez-16, Clemens-16).

🔥 Gave up 1 ER in consecutive starts on 7/8 at TB (8.0 IP, CG) and 7/16 vs. NYY-G1 (6.0 IP), but lost both games.

🔥 Received the loss in his next start on 7/23 at LAA, his 2nd CG (8.0 IP, 5 H, 3 R, BB, 6 SO)...Became the 1st Red Sox to throw a complete game in consecutive road starts—and lose both—since Frank Viola in 1992.

🔥 Won 4 straight starts from 8/3-20, tied with Chris Sale for the longest streak by a BOS pitcher in 2017.

🔥 On 8/9 at TB, notched 3 SO on only 9 pitches in the 5th inning, 1 of 4 known immaculate innings in Sox history.

🔥 Did not allow an ER over 7.1 IP on 9/16 at TB (5 H, R, BB, 3 SO)...Was his longest start without an ER as a member of the Red Sox.

POSTSEASON: Started Game 4 of the ALDS vs. HOU but did not factor into the decision after allowing 2 ER over 4.0 IP (5 H, 3 BB, 4 SO)...Also tossed 1.0 relief frame in Game 1, retiring the Astros in order in the 8th inning.

2016: Earned the BBWAA American League Cy Young Award after leading the majors in wins (22-4) and SO/BB ratio (5.91)...The Red Sox went 25-8 in his starts, including 17-3 in his final 20.

🔥 Tabbed AL Comeback Player of the Year by MLB, Pitcher of the Year by the Boston chapter of the BBWAA, and AL Outstanding Pitcher by the Players Choice Awards.

🔥 Earned the Boston BBWAA's Tim Wakefield Award for Community Service...Also won the BoSox Club of Boston Man of the Year Award for contributions to the success of the Red Sox and for cooperation in community endeavors.

🔥 Joined Corey Kluber as the only AL pitchers named on every Cy Young ballot...Received 8 of 30 1st-place votes, as well as 18 votes for 2nd, 2 for 3rd, 1 for 4th, and 1 for 5th.

🔥 Justin Verlander was the AL Cy Young runner-up with 14 1st-place votes, marking the first time an AL pitcher won without receiving the most 1st-place votes...That had previously happened twice in the NL (1998-Glavine, 2009-Lincecum).

🔥 Honored by the Negro Leagues Baseball Museum Legacy Awards as AL Pitcher of the Year (Wilbur "Bullet" Rogan Award).

🔥 Finished among AL leaders with a 3.15 ERA (5th, 15th in MLB), a 1.01 WHIP (2nd, 4th in MLB), a .230 opponent AVG (6th, 18th in MLB), 189 SO (8th, 16th in MLB), 223.0 IP (4th, 6th in MLB), 3 complete games (T-3rd, T-5th in MLB), 26 quality starts (2nd, T-2nd in MLB), and an .846 winning percentage (2nd, 2nd in MLB).

🔥 Set career bests in starts (33), wins, ERA, innings, strikeouts, WHIP, opponent AVG, BB/9.0 IP, and SO/BB... Issued 6 fewer walks in 2016 (32) than he did in 2015 (38), despite throwing 51.0 more innings.

🔥 His 22 wins were the most by a Red Sox since Pedro Martinez went 23-4 in 1999...Became the 17th pitcher ever to win 22+ games in a season for the Red Sox (accomplished 22 times).

🔥 Recorded the 2nd-most quality starts by a Red Sox in a season since 1919, trailing only Roger Clemens' 27 in 1990...From 6/28 through the end of the season, recorded 17 quality starts in 18 outings (14-2, 2.58 ERA).

🔥 His 5.91 SO/BB ratio (189 SO/32 BB) was the 7th-highest by a Red Sox in the last 100 years.

🔥 Recorded the lowest WHIP by a Red Sox since Pedro Martinez (0.92) and Derek Lowe (0.97) in 2002.

🔥 His 1.29 BB/9.0 IP ratio was the 2nd-lowest in MLB and the lowest by a Red Sox starter since Curt Schilling in 2006 (1.24)...Schilling and David Wells (1.03 in 2005) are the only Sox starters with a lower rate over a full season since Cy Young in 1908 (1.11).

🔥 Pitched 6.0+ innings in each of his final 18 starts (beginning 6/28), the longest streak in the AL in 2016 and the 2nd-longest by any pitcher (Bumgarner-19).

🔥 Led the majors with 13 wins at home, the most by a Red Sox since Pedro Martinez in 1999 (13).

🔥 Ranked 4th in the AL at home with a 2.97 ERA (35 ER/106.0 IP), 3rd with a 1.03 WHIP, 2nd with a 6.85 SO/BB ratio, and 2nd with 0.68 HR/9.0 IP.

🔥 His 1.10 BB/9.0 IP ratio at Fenway was the lowest by a Red Sox since at least 1913 (min. 100.0 IP).

🔥 The Red Sox won each of his first 14 home starts... According to Elias, that tied the longest such streak to begin a season in club history (Boo Ferriss in 1946).

🔥 Won his first 13 decisions at home over 14 starts... According to Elias, is 1 of 5 ML pitchers since 1900 to win each of his first 13 decisions of a season at home... The others are Dallas Keuchel (2015 Astros), Boo Ferriss (1946 Red Sox), Tex Hughson (1944 Red Sox), and Larry Benton (1928 Giants).

🔥 In 17 starts against AL East opponents, was 11-2 with a 3.28 ERA (43 ER/118.0 IP)...Each of his final 10 outings against the division was a quality start (beginning 6/28).

🔥 Went 7-0 in 10 day games, becoming just the 3rd Red Sox starter since 1913 to make as many as 10 starts during the day without suffering a loss (also Bruce Hurst in 1988, 9-0; and Frank Viola in 1993, 5-0).

LONGEST HOME WINNING STREAK TO BEGIN A SEASON, SINCE 1900

| Pitcher (Team) | Year | Wins |
|----------------------------|-------------|-------------|
| Dallas Keuchel (HOU) | 2015 | 15-0 |
| Rick Porcello (BOS) | 2016 | 13-0 |
| Boo Ferriss (BOS) | 1946 | 13-0 |
| Tex Hughson (BOS) | 1944 | 13-0 |
| Larry Benton (NYG) | 1928 | 13-0 |

*Source: Elias Sports Bureau

- 🔴 Was 1 of 5 ML pitchers (1 of 3 in the AL) to earn the win in each of his first 5 outings of the season.
- 🔴 Became the first Red Sox pitcher ever to win 20 of his first 23 decisions of a season.
- 🔴 On 4/25 at ATL, threw 6.1 scoreless innings and went 1-for-3 at the plate, recording his first hit since 8/25/13 with DET at NYM...According to Elias, became the first Red Sox pitcher to record a base hit and throw at least 6.0 shutout innings since Daisuke Matsuzaka on 5/22/10 at PHI (8.0 IP, 1-for-2).
- 🔴 Made his 2nd consecutive scoreless start on 4/30 vs. NYY (7.0 IP), the most shutout innings by a Sox starter vs. NYY since Josh Beckett on 4/10/11 (8.0).
- 🔴 Went 8-0 over 13 starts from 5/22-7/29, his longest career stretch without suffering a loss.
- 🔴 Walked 3 batters on 6/28 at TB, snapping a career-long streak of 19 consecutive starts with 2 or fewer walks allowed...It was the longest such streak by a Red Sox starter since Curt Schilling from 9/20/05-9/20/06 (33).
- 🔴 Won 6 straight starts from 6/28-7/29, tying his career-long streak (4/20-5/17/14).
- 🔴 Recorded 7.0+ IP and allowed 3 runs or fewer in 11 straight starts from 7/29-9/19...No other ML pitcher had more than 6 consecutive such starts in 2016.
- 🔴 Threw complete games on 7/29 at LAA and on 8/3 at SEA, the 2nd pair of consecutive complete games in his career (also 6/26-7/1/14 with DET)...Was the first Sox pitcher with consecutive complete games since Josh Beckett on 7/12/09 & 7/21/09.
- 🔴 Earned his 100th career win on 8/9 vs. NYY.
- 🔴 Earned his 18th win of the season on 8/29 vs. TB, becoming the first Red Sox to reach 18 wins before September since Derek Lowe in 2002 (18-6).
- 🔴 From 8/24-9/19, issued just 1 BB over 6 starts (45.2 IP)...Posted a 0.74 WHIP over those outings, all quality starts.
- 🔴 Earned his 20th win on 9/9 at TOR.
- 🔴 Passed the 200.0-inning mark on 9/14 vs. BAL, joining David Price as the first Sox teammates with 200.0 IP each since John Lackey (215.0) and Jon Lester (208.0) in 2010.
- 🔴 On 9/19 at BAL, threw his 3rd CG of the season on 89 pitches, becoming the 2nd pitcher since the start of 2015 to throw as many as 9.0 innings with fewer than 90 pitches (also Jeff Samardzija on 9/21/15 at DET)...Prior to Porcello, the last Red Sox to do that were Roger Clemens (9/10/88 vs. CLE) and Aaron Cook (6/29/12 at SEA).
- 🔴 Named AL Pitcher of the Month for September, his first career monthly honor and the first by a Sox pitcher since Clay Buchholz in April 2013.

POSTSEASON: Started Game 1 of the ALDS at CLE and was dealt the loss (4.1 IP, 6 H, 5 ER, 3 HR, 0 BB, 6 SO).

2015: Had a team-leading 149 SO over 28 starts in his 1st season with Boston...Returned from an August DL stint to post a 3.14 ERA (20 ER/57.1 IP) from 8/26 through the remainder of the season.

- 🔴 Placed among AL leaders in highest SO/BB ratio (8th, 3.92) and lowest BB/9.0 IP (9th, 1.99)...Fanned 149 batters for a career-best 7.80 SO/9.0 IP ratio.
- 🔴 On 4/6, agreed on a 4-year contract extension with BOS through the 2019 season.
- 🔴 Made his Red Sox debut in the club's 2nd game of the season on 4/8 at PHI...Earned his 1st Red Sox win on 4/13 vs. WSH (8.0 IP, 3 ER, 4 H).
- 🔴 Made his 200th career start on 7/29 vs. CWS.
- 🔴 Landed on the DL for the 1st time in his career on 8/2 (retro to 7/30) with a right triceps strain...Made 2 rehab starts before being activated on 8/26.
- 🔴 On 9/1 vs. NYY, fanned a career-high 13 batters in 8.0 IP, the most SO by a Red Sox pitcher all year.
- 🔴 According to Elias, his 13 SO tied for the most ever by a Red Sox pitcher vs. NYY at Fenway Park (also Pedro Martinez on 5/30/01)...It was the most SO for any pitcher vs. NYY since Chris Sale on 8/22/12 at CWS (13).
- 🔴 Fanned 45 batters in 43.1 IP over 6 September starts, the highest strikeout total in any month of his career...His 52 SO from 9/1 on were the most from that date on by a Red Sox pitcher since Pedro Martinez tallied 71 in 1999.

2014: Set then-career bests in wins (15), ERA (3.43), and IP (204.2) in his final season with DET.

- 🔴 Led the AL with 3 shutouts and finished T-2nd in complete games (3), T-8th in wins, and 8th in BB/9.0 IP (1.8).
- 🔴 Induced 30 opponent GIDP, 2nd most in the majors.
- 🔴 Had a career-long streak of 25.0 straight scoreless IP from 6/15-7/1...Tossed back-to-back shutouts on 6/26 at TEX and 7/1 vs. OAK, the 1st DET pitcher to do that since Jack Morris in 1986.
- 🔴 Threw his 3rd shutout of the year on 8/20 at TB, giving him the most by a Tiger since Jeff Weaver had 3 in 2002.

POSTSEASON: Did not pitch in the ALDS.

🔴 Acquired by BOS from DET in exchange for OF Yoenis Céspedes, RHP Alex Wilson, and LHP Gabe Speier on 12/11.

2013: Went 13-8 with a 4.32 ERA (85 ER/177.0 IP)...Was 7-2 with a 3.71 ERA in 14 outings (12 starts) before the All-Star Break.

- 🔴 Tossed his 1st career complete game on 9/10 at CWS.
- POSTSEASON:** Made 2 appearances in the postseason, 1 each in the ALDS at OAK (G2) and ALCS at BOS (G2).
- 2012: Made 31 starts for the 2nd straight season, going 10-12 with a 4.59 ERA (90 ER/176.1 IP).**
- 🔴 At age 25, became just the 3rd pitcher since 1900 to begin his ML career with double-digit wins in each of his first 6 seasons prior to turning 26 years old, joining Bert Blyleven (1970-74) and Dennis Eckersley (1975-78).
- 🔴 Made the 100th start of his career on 6/2 vs. NYY.
- 🔴 Gave up 0 HR in 9 starts from 6/13-8/1 (54.0 IP).
- POSTSEASON:** Threw 1.1 innings in 2 relief outings...Retired only batter faced in Game 3 of the ALDS at OAK (Yoenis Céspedes) to strand a runner at 1B in the bottom of the 8th inning.
- 🔴 Tossed a perfect 8th inning of Game 1 of the World Series at SF, his 1st appearance in the Fall Classic.

Rick Porcello, Continued

MOST CONSECUTIVE STARTS WITH 7.0+ IP, 3 OR FEWER RUNS ALLOWED (SINGLE SEASON, RED SOX HISTORY)

| Pitcher | Starts |
|----------------------|------------------|
| Pedro Martinez | 11 (2000) |
| Rick Porcello | 11 (2016) |
| Cy Young | 11 (1904) |

Source: Elias Sports Bureau

2011: Went 14-9 with a 4.75 ERA and 104 SO in 31 starts during his 3rd season with DET.

🔥 With 14 wins, became the 1st major leaguer since Dwight Gooden (1984-87) to post 3 straight seasons with double-digit wins prior to turning 23 years old.

🔥 Went 5-0 in July, his 2nd career month with a 5-0 record (also May 2009)...According to Elias, was the 1st ML pitcher to have multiple 5-0 months prior to turning 23 since Wally Bunker did so for BAL in 1964 at age 19.

POSTSEASON: Made 1st career postseason appearance for DET in Game 4 of the ALDS vs. NYY (6.0 IP, 5 H, 4 R)...At 22 years, 9 months and 7 days old, became the youngest Tigers pitcher to start a playoff game.

🔥 Pitched 9.0 innings in 3 ALCS appearances (1 start).

2010: Made 27 starts in his 2nd ML season.

🔥 At 21 years old on 4/9 vs. CLE, became the youngest pitcher to start a home opener for DET since at least 1952.

🔥 Optioned to Triple-A Toledo on 6/20 and started 4 games with the Mud Hens before 7/17 recall...Remained with DET for the remainder of the season.

2009: Spent the entire season in the Tigers' rotation as a 20-year-old in his ML debut season.

🔥 Led all rookies in wins, going 14-9 with a 3.96 ERA (75 ER/170.2 IP) and 89 SO...Finished 3rd in AL Rookie of the Year voting and selected to *Baseball America's* All-Rookie Team...Named Tigers Rookie of the Year.

🔥 His 14 wins were the most in Tigers history by a pitcher age 20 or younger.

🔥 According to Elias, was just the 2nd pitcher since 1972 age 20 or younger with 14+ wins in a season, joining NYM's Dwight Gooden in 1984 (17) and 1985 (24).

🔥 Squared off against Ricky Romero in his ML debut on 4/9 at TOR (L, 5.0 IP, 4 R)...Marked the 1st time since 1965 that a pair of first-round selections making their debuts faced each other (Source: Elias).

🔥 At 20 years, 3 months and 13 days old, became the youngest DET pitcher to make his ML debut in a start for the club since Bruce Robbins on 7/28/79 at 19 years old.

🔥 Earned his first ML win on 4/19 at SEA (7.0 IP, 1 R), the youngest Tigers pitcher to earn a victory since Bruce Robbins on 8/28/79 (19 years)...Was the youngest DET pitcher to start a game at Comerica Park at the time of his home debut on 4/29 vs. NYY (20 years, 123 days old).

🔥 Named AL Rookie of the Month in May after going 5-0 with an ML-leading 1.50 ERA (5 ER/30.0 IP) in 5 starts...According to Elias, was the 2nd pitcher in ML history to post a 5-0 record with an ERA of 1.50 or better over any 5-start stretch at age 20 or younger, joining Dwight Gooden in 1984 (5-0, 1.43 ERA at age 19).

🔥 Won and allowed no more than 1 run in 4 straight starts to begin May...According to Elias, was only the 6th pitcher since 1900 to win 4 straight starts while allow-

ing 1 run or less in a season prior to turning 21...Joined Christy Mathewson (6 in 1901 at age 20), Chief Bender (4 in 1903 at age 19), Walter Johnson (5 in 1908 at age 20), Fernando Valenzuela (7 in 1981 at age 20), and Kerry Wood (4 in 1998 at age 20) in accomplishing the feat.

🔥 From 5/5-6/18, became the 1st major leaguer under age 21 to win 7 of 9 starts since Dwight Gooden did so in 1985 (Source: Elias)...No AL pitcher had done it since Jim Palmer in 1966.

🔥 On 6/12 at PIT, became the 1st Tigers pitcher in the DH era (since 1973) to earn the win in the same game in which he collected 2 hits and 2 RBI.

🔥 Ejected on 8/11 at BOS following a bench-clearing incident in the 2nd...Served a 5-game suspension (8/12-17).

🔥 Named Tigers Pitcher of the Month for September.

2008: Made his pro debut with High-A Lakeland and led the Florida State League with a 2.66 ERA in 24 starts...Managed by current Red Sox assistant hitting coach Andy Barkett.

🔥 Earned FSL mid- and postseason All-Star honors.

🔥 Named Lakeland's Pitcher of the Year.

🔥 Was FSL Pitcher of the Week for 5/5-11.

🔥 Following the season, named DET's No. 1 prospect by *Baseball America*.

2007: Selected by DET in the 1st round (27th overall) of the June Draft...Did not pitch after agreeing to terms on 8/15.

Personal

🔥 Full name is Frederick Alfred Porcello.

🔥 Signed by Bill Buck (Tigers).

🔥 His grandfather, Sam Dente, was signed by BOS in 1941 and made his ML debut with the Red Sox in 1947.

🔥 His former high school (Seton Hall Prep in West Orange, NJ) renamed its baseball field "Porcello Field" on 6/5/17, a ceremony attended by Commissioner Rob Manfred.

🔥 Named *USA Today's* High School Player of the Year in 2007 after going 10-0 with a 1.18 ERA and 11 HR as a senior at Seton Hall Prep...Tabbed the 2006-07 Gatorade National Baseball Player of the Year.

In the Community

🔥 Since 2010, has been actively involved with Team Joseph, a non-profit charity whose mission is to find treatments and cures for Duchenne muscular dystrophy.

🔥 On 1/30/18, helped deliver nearly 10 tons of supplies to aid Hurricane Maria recovery efforts in Puerto Rico...The JetBlue plane cargo included medical supplies and vaccines, water filtration systems, first aid kits, flashlights, and diapers...In Caguas, helped distribute food, water, and supplies to nearly 300 families, as well as baseball equipment and athletic gear to roughly 100 children.

🔥 Has attended all 4 Red Sox Winter Weekend events (2015-18), signing autographs, posing for pictures with fans, and taking part in panel discussions.

🔥 Donated 75 autographed baseballs to children at the Boston Baseball Writers Dinner in January 2017.

🔥 During his time in Detroit, participated with Tigers Dreams Come True, the Detroit Tigers Autographed Memorabilia Donation Program, and Autographs for a Cause...Attended "Keeping Kids in the Game" event and participated in the Tigers Winter Caravan.

Rick Porcello's Career Record

| YEAR | CLUB | W-L | ERA | G | GS | CG | SHO | SV | IP | H | R | ER | HR | HB | BB | SO | WP | BK |
|----------------------------|-----------|---------------|-------------|------------|------------|----------|----------|----------|---------------|-------------|------------|------------|------------|-----------|------------|-------------|-----------|----------|
| 2008 | Lakeland | 8-6 | 2.66 | 24 | 24 | 0 | 0 | 0 | 125.0 | 116 | 51 | 37 | 7 | 11 | 33 | 72 | 3 | 0 |
| 2009 | DETROIT | 14-9 | 3.96 | 31 | 31 | 0 | 0 | 0 | 170.2 | 176 | 81 | 75 | 23 | 3 | 52 | 89 | 6 | 1 |
| 2010 | Toledo | 1-2 | 3.21 | 4 | 4 | 0 | 0 | 0 | 28.0 | 24 | 11 | 10 | 0 | 1 | 10 | 19 | 0 | 1 |
| | DETROIT | 10-12 | 4.92 | 27 | 27 | 0 | 0 | 0 | 162.2 | 188 | 96 | 89 | 18 | 7 | 38 | 84 | 11 | 3 |
| 2011 | DETROIT | 14-9 | 4.75 | 31 | 31 | 0 | 0 | 0 | 182.0 | 210 | 103 | 96 | 18 | 8 | 46 | 104 | 12 | 0 |
| 2012 | DETROIT | 10-12 | 4.59 | 31 | 31 | 0 | 0 | 0 | 176.1 | 226 | 101 | 90 | 16 | 6 | 44 | 107 | 6 | 0 |
| 2013 | DETROIT | 13-8 | 4.32 | 32 | 29 | 1 | 0 | 0 | 177.0 | 185 | 87 | 85 | 18 | 3 | 42 | 142 | 6 | 1 |
| 2014 | DETROIT | 15-13 | 3.43 | 32 | 31 | 3 | 3 | 0 | 204.2 | 211 | 89 | 78 | 18 | 4 | 41 | 129 | 0 | 0 |
| 2015 | BOSTON | 9-15 | 4.92 | 28 | 28 | 0 | 0 | 0 | 172.0 | 196 | 103 | 94 | 25 | 10 | 38 | 149 | 12 | 1 |
| | Lowell | 0-0 | 0.00 | 1 | 1 | 0 | 0 | 0 | 3.2 | 3 | 0 | 0 | 0 | 0 | 1 | 1 | 0 | 0 |
| | Pawtucket | 0-0 | 4.76 | 1 | 1 | 0 | 0 | 0 | 5.2 | 3 | 3 | 3 | 1 | 1 | 0 | 6 | 0 | 0 |
| 2016 | BOSTON | 22-4 | 3.15 | 33 | 33 | 3 | 0 | 0 | 223.0 | 193 | 85 | 78 | 23 | 13 | 32 | 189 | 3 | 0 |
| 2017 | BOSTON | 11-17 | 4.65 | 33 | 33 | 2 | 0 | 0 | 203.1 | 236 | 125 | 105 | 38 | 6 | 48 | 181 | 5 | 0 |
| Major League Totals | | 118-99 | 4.25 | 278 | 274 | 9 | 3 | 0 | 1671.2 | 1821 | 870 | 790 | 197 | 60 | 381 | 1174 | 61 | 6 |
| Minor League Totals | | 9-8 | 2.77 | 30 | 30 | 0 | 0 | 0 | 162.1 | 146 | 65 | 50 | 8 | 13 | 44 | 98 | 3 | 1 |
| Red Sox Totals | | 42-36 | 4.17 | 94 | 94 | 5 | 0 | 0 | 598.1 | 625 | 313 | 277 | 86 | 29 | 118 | 519 | 20 | 1 |

2008 Signed by the Detroit Tigers as a 1st-round selection (27th overall) in the June Draft

2014 Acquired by the Boston Red Sox in exchange for OF Yoenis Cespedes, RHP Alex Wilson, and LHP Gabe Speier on 12/11

2015 On disabled list with a right triceps strain, 7/30-8/25

Postseason Record

| W-L | ERA | G | GS | CG | SHO | SV | IP | H | R | ER | HR | HB | BB | SO | WP | BK |
|-----|------|----|----|----|-----|----|------|----|----|----|----|----|----|----|----|----|
| 0-3 | 5.47 | 11 | 4 | 0 | 0 | 0 | 24.2 | 29 | 17 | 15 | 3 | 4 | 5 | 23 | 2 | 0 |

Division Series Record

| YEAR | CLUB | W-L | ERA | G | GS | CG | SHO | SV | IP | H | R | ER | HR | HB | BB | SO | WP | BK |
|-------------------------------|-------------|------------|-------------|----------|----------|----------|----------|----------|-------------|-----------|-----------|-----------|----------|----------|----------|-----------|----------|----------|
| 2011 | DET vs. NYY | 0-1 | 6.00 | 1 | 1 | 0 | 0 | 0 | 6.0 | 5 | 4 | 4 | 0 | 2 | 1 | 5 | 0 | 0 |
| 2012 | DET vs. OAK | 0-0 | 0.00 | 1 | 0 | 0 | 0 | 0 | 0.1 | 0 | 0 | 0 | 0 | 0 | 0 | 0 | 0 | 0 |
| 2013 | DET vs. OAK | 0-0 | 0.00 | 1 | 0 | 0 | 0 | 0 | 0.0 | 1 | 0 | 0 | 0 | 0 | 0 | 0 | 0 | 0 |
| 2016 | BOS vs. CLE | 0-1 | 10.38 | 1 | 1 | 0 | 0 | 0 | 4.1 | 6 | 5 | 5 | 3 | 1 | 0 | 6 | 0 | 0 |
| 2017 | BOS vs. HOU | 0-0 | 4.50 | 2 | 1 | 0 | 0 | 0 | 4.0 | 5 | 2 | 2 | 0 | 1 | 3 | 4 | 1 | 0 |
| Division Series Totals | | 0-2 | 6.75 | 6 | 3 | 0 | 0 | 0 | 14.2 | 17 | 11 | 11 | 3 | 4 | 4 | 15 | 1 | 0 |

League Championship Series Record

| YEAR | CLUB | W-L | ERA | G | GS | CG | SHO | SV | IP | H | R | ER | HR | HB | BB | SO | WP | BK |
|-------------------|-------------|------------|-------------|----------|----------|----------|----------|----------|------------|-----------|----------|----------|----------|----------|----------|----------|----------|----------|
| 2011 | DET vs. TEX | 0-0 | 4.00 | 3 | 1 | 0 | 0 | 0 | 9.0 | 10 | 5 | 4 | 0 | 0 | 1 | 7 | 0 | 0 |
| 2013 | DET vs. BOS | 0-1 | 0.00 | 1 | 0 | 0 | 0 | 0 | 0.0 | 2 | 1 | 0 | 0 | 0 | 0 | 0 | 1 | 0 |
| LCS Totals | | 0-1 | 4.00 | 4 | 1 | 0 | 0 | 0 | 9.0 | 12 | 6 | 4 | 0 | 0 | 1 | 7 | 1 | 0 |

World Series Record

| YEAR | CLUB | W-L | ERA | G | GS | CG | SHO | SV | IP | H | R | ER | HR | HB | BB | SO | WP | BK |
|------|------------|-----|------|---|----|----|-----|----|-----|---|---|----|----|----|----|----|----|----|
| 2012 | DET vs. SF | 0-0 | 0.00 | 1 | 0 | 0 | 0 | 0 | 1.0 | 0 | 0 | 0 | 0 | 0 | 0 | 1 | 0 | 0 |

Career Fielding Record

| YEAR | CLUB | POS | PCT. | G | GS | PO | A | E | TC | DP |
|----------------------|---------|----------|-------------|------------|------------|------------|------------|-----------|------------|-----------|
| 2009 | DETROIT | P | .947 | 31 | 31 | 11 | 25 | 2 | 38 | 1 |
| 2010 | DETROIT | P | .960 | 27 | 27 | 9 | 15 | 1 | 25 | 3 |
| 2011 | DETROIT | P | .947 | 31 | 31 | 15 | 21 | 2 | 38 | 4 |
| 2012 | DETROIT | P | .894 | 31 | 31 | 12 | 30 | 5 | 47 | 0 |
| 2013 | DETROIT | P | .973 | 32 | 29 | 15 | 21 | 1 | 37 | 2 |
| 2014 | DETROIT | P | .897 | 32 | 31 | 18 | 17 | 4 | 39 | 2 |
| 2015 | BOSTON | P | .906 | 28 | 28 | 10 | 19 | 3 | 32 | 3 |
| 2016 | BOSTON | P | .955 | 33 | 33 | 6 | 15 | 1 | 22 | 0 |
| 2017 | BOSTON | P | .900 | 33 | 33 | 10 | 17 | 3 | 30 | 2 |
| Career Totals | | P | .929 | 278 | 274 | 106 | 180 | 22 | 308 | 17 |

Career Batting Totals

| AVG | G | AB | R | H | 2B | 3B | HR | RBI | SH | SF | HB | BB | SO | SB | CS | E |
|---------------------|------|----|----|---|----|----|----|-----|----|----|----|----|----|----|----|---|
| Major League Totals | .156 | 18 | 32 | 0 | 5 | 0 | 0 | 0 | 2 | 3 | 0 | 0 | 0 | 14 | 0 | 0 |

Career Single-Game Highs

| | |
|---------------------------------|-----------------------------------|
| INNINGS PITCHED | 9.0, 6 times, last 9/19/16 at BAL |
| LOW-HIT COMPLETE GAME | 3, 2 times, last 8/20/14 at TB |
| STRIKEOUTS | 13, 9/1/15 vs. NYY |
| HITS ALLOWED | 12, 6 times, last 7/4/16 vs. TEX |
| RUNS ALLOWED | 11, 8/25/17 vs. BAL |
| WALKS ALLOWED | 6, 5/29/14 at OAK |
| HOME RUNS ALLOWED | 4, 4/14/17 vs. TB |
| WINNING STREAK | 8, 5/22-7/29/16 |
| EJECTIONS (1) | 8/11/09 at BOS (HP, B. O'Nora) |
| SCORELESS INNINGS STREAK | 25.0, 6/15-7/1/14 |

81 BOBBY POYNER

LHP



Bats: Left • **Throws:** Left • **Height:** 6-0 • **Weight:** 222

Opening Day Age: 25 • **MLB Service:** None

Born: 12/1/1992 in West Palm Beach, FL

Resides: Wellington, FL

Acquired: Selected in the 14th round of the 2015 June Draft

Contract Status: Signed through 2018

Non-Roster Invitee

Career Highlights

👉 Enters his 4th professional season, his 1st in Major League Spring Training camp.

👉 In 99 minor league appearances, has averaged 10.10 SO/9.0 IP with a 5.60 SO/BB ratio and a 1.02 WHIP (149.2 IP, 168 SO, 30 BB).

👉 Has converted 40 of 44 save opportunities (90.9%).

👉 Participated in the Red Sox Rookie Development Program in January 2018.

2017: Split the season between High-A Salem and Double-A Portland, recording 15 saves with a 1.49 ERA (10 ER/60.1 IP) and a 0.93 WHIP.

👉 His 43 appearances were the most among all Red Sox minor leaguers, while his 12.53 SO/9.0 IP ranked 2nd (min. 20.0 IP).

👉 Limited opponents to a .177 AVG (39-for-220)... Double-A hitters were 19-for-134 (.142) against him.

👉 Allowed just 8 hits in 57 AB (.140) with RISP.

👉 Held opposing RHH to a .145 AVG (22-for-152)...LHH batted .250 (17-for-68) with 25 SO and 1 BB against him.

👉 Did not allow a run in his final 6 outings with Salem (7.0 IP)...Promoted to Portland on 6/2.

👉 Extended his scoreless IP streak to 15.0 before allowing a run in his 1st frame of work on 6/18 at Akron.

👉 Allowed 4 ER in 38.1 IP (0.94 ERA) over 27 games with Portland, holding his opponent scoreless in 25 of those outings...His 0.94 ERA led Portland (min. 2.0 IP).

👉 Recorded a 3.60 ERA (4 ER/10.0 IP) with 10 SO over 7 relief outings for Peoria in the Arizona Fall League.

2016: Led Red Sox farmhands with 15 saves between Single-A Greenville (16 G) and High-A Salem (23 G, 1 GS).

👉 Posted a 5.64 SO/BB ratio and an 8.50 SO/9.0 IP ratio.

👉 Began the year with Greenville, where he led the club with a 0.35 ERA (1 ER/26.0 IP), 11 SV, and a 0.42 WHIP.

👉 For the Drive, allowed 0 hits in 10 of his 16 outings, converted each of his 11 save opportunities, and did not issue a walk (32 SO).

👉 Named Red Sox Minor League Relief Pitcher of the Month for April (5 G, 2 SV, 11.0 IP, 0 ER, 17 SO).

👉 Transferred to Salem on 6/1.

👉 Over his final 12 appearances from 7/24-9/3, went 3-0 with 1 save.

2015: Spent the entire season with Short-A Lowell, leading the Spinners in appearances (17) and saves (10) in his pro debut.

👉 Ranked T-1st in the Red Sox organization and 5th in the New York-Penn League in saves.

👉 Allowed 2 runs or fewer in each of his outings, and 1 or 0 runs in 16 of 17...Made 11 scoreless appearances.

👉 Did not walk a batter in 13 appearances from 7/8-8/25 (19.1 IP, 19 SO).

Personal

👉 Full name is Robert William Poyner.

👉 Signed by Stephen Hargett (Red Sox).

👉 Played 4 seasons at the University of Florida...Went 14-10 with a 3.10 ERA (62 ER/180.0 IP) in 89 appearances (15 starts).

👉 Was a 3-time SEC Academic Honor Roll recipient as a finance major.

👉 Was a part of 2 College World Series teams (2012, 2015)...Helped the Gators claim the 2014 SEC Championship and 2015 SEC Tournament title.

👉 In 9 career NCAA tournament games, recorded 12 SO and 0 BB while posting a 1.17 ERA (2 ER/15.1 IP).

👉 Attended Palm Beach Central (FL) High School.

In the Community

👉 As part of the Red Sox Rookie Development Program in January 2018, helped paint murals at the Dimock Center in Roxbury, MA, and visited patients at Boston Children's Hospital.

Bobby Poyner's Career Record

| YEAR | CLUB | W-L | ERA | G | GS | CG | SHO | SV | IP | H | R | ER | HR | HB | BB | SO | WP | BK |
|----------------------------|------------|------------|-------------|-----------|----------|----------|----------|-----------|--------------|------------|-----------|-----------|-----------|----------|-----------|------------|----------|----------|
| 2015 | Lowell | 1-2 | 2.28 | 17 | 0 | 0 | 0 | 10 | 23.2 | 29 | 7 | 6 | 3 | 1 | 2 | 22 | 0 | 0 |
| 2016 | Greenville | 0-0 | 0.35 | 16 | 0 | 0 | 0 | 11 | 26.0 | 11 | 2 | 1 | 0 | 0 | 0 | 32 | 0 | 0 |
| | Salem | 3-1 | 4.99 | 23 | 1 | 0 | 0 | 4 | 39.2 | 44 | 24 | 22 | 4 | 1 | 11 | 30 | 2 | 0 |
| 2017 | Salem | 2-0 | 2.45 | 16 | 0 | 0 | 0 | 6 | 22.0 | 20 | 7 | 6 | 2 | 0 | 6 | 32 | 1 | 0 |
| | Portland | 0-1 | 0.94 | 27 | 0 | 0 | 0 | 9 | 38.1 | 19 | 7 | 4 | 2 | 1 | 11 | 52 | 0 | 1 |
| Minor League Totals | | 6-4 | 2.35 | 99 | 1 | 0 | 0 | 40 | 149.2 | 123 | 47 | 39 | 11 | 3 | 30 | 168 | 3 | 1 |

2015 Signed by the Boston Red Sox as a 14th-round selection in the June Draft

24 DAVID PRICE

LHP



Bats: Left • **Throws:** Left • **Height:** 6-5 • **Weight:** 210
Opening Day Age: 32 • **MLB Service:** 8 years, 164 days
Born: 8/26/1985 in Murfreesboro, TN
Resides: Nashville, TN
Acquired: Signed as a free agent on 12/4/2015
Contract Status: Signed through 2022
 (opt-out clause after 2018)

Career Highlights

- 🔴 Enters his 11th ML season, his 3rd with the Red Sox.
- 🔴 Has pitched for TB (2008-14), DET (2014-15), TOR (2015), and BOS (2016-17), reaching the postseason with each club.
- 🔴 Won the 2012 AL Cy Young Award and was the runner-up in 2010 and 2015.
- 🔴 Is the only No. 1 overall Draft Pick to win a Cy Young Award (drafted by TB in 2007).
- 🔴 Named Players Choice AL Outstanding Pitcher in 2010 and 2012.
- 🔴 Is a 5-time All-Star (2010-12, 2014-15).
- 🔴 Has served as Opening Day starter 5 times for the Rays (2011, '13, '14), Tigers (2015), and Red Sox (2016).
- 🔴 According to Elias, joins Kevin Brown (1997-99) and Jack Morris (1990-92) as the only pitchers in ML history to start 3 straight Opening Day games for 3 different teams... Price is the only one in that group to win all 3 games.
- 🔴 Led the AL in ERA in 2012 (2.56) and 2015 (2.45).
- 🔴 Has recorded 200+ SO 5 times (2011-12, '14-16)... Led the majors with 271 SO in 2014.
- 🔴 Has thrown 200.0+ innings 6 times...Led MLB in innings pitched in 2014 (248.1) and 2016 (230.0)...His 1,529.1 IP from 2010-16 ranked 1st in the majors.
- 🔴 Made 101 starts from 2014-16, more than any other pitcher in the majors...Led MLB with 35 starts in 2016.
- 🔴 His 14 CG from 2012-16 ranked T-1st in the AL (also Chris Sale) and T-2nd in the majors (Kershaw-18).
- 🔴 Owns a career .651 winning percentage (127-68), 3rd-highest among active pitchers with at least 150 decisions (Kershaw-.692, Scherzer-.653).
- 🔴 Since joining the Rays rotation on 5/25/09, his 127 wins trail only Justin Verlander's 138 for most in the AL.
- 🔴 Has earned 15+ wins 5 times...Joined Madison Bumgarner as the only pitchers with 15+ wins in each season from 2014-16.
- 🔴 Posted a 6.75 ERA (31 ER/41.1 IP) in his first 7 starts with the Red Sox, but is 19-11 with a 3.38 ERA (99 ER/263.1 IP) in 44 regular season games (39 GS) with BOS since then (beginning 5/12/16).
- 🔴 Has pitched in the postseason in 8 of his 10 ML seasons...Has made 4 quality starts in the postseason, but is 0-3 in those games.
- 🔴 According to Elias, is the only player to pitch in the postseason in 4 consecutive years with 4 different teams (2013-TB, 2014-DET, 2015-TOR, 2016-BOS).
- 🔴 Elias notes that Price is 1 of 4 players, regardless of position, to play in 4 consecutive postseasons for 4 different teams (also Kenny Lofton, Orlando Cabrera, Eric Hinske).

LONG DIVISION

David Price has been a part of a division-winning team in each of the last 4 seasons:

| Year | Team (Division) |
|------|---------------------|
| 2014 | Tigers (AL Central) |
| 2015 | Blue Jays (AL East) |
| 2016 | Red Sox (AL East) |
| 2017 | Red Sox (AL East) |

- 🔴 Did not allow a run in the 2017 ALDS vs. HOU, making 2 relief appearances for BOS (6.2 IP).
- 🔴 Started the Game 163 tiebreaker at TEX on 9/30/13, pitching the Rays to the playoffs with a complete-game 5-2 win.
- 🔴 Was traded in successive non-waiver deadline deals in 2014 and 2015.
- 🔴 On 7/31/14, was acquired from TB by DET (and current Red Sox President of Baseball Operations Dave Dombrowski) in a 3-team deal that also involved the Mariners.
- 🔴 On 7/30/15, was traded from the Tigers to the Blue Jays for LHPs Daniel Norris, Matt Boyd, and Jairo Labourt.
- 🔴 Is the only ML pitcher ever to be traded in 2 different seasons after making an All-Star squad that year, and the 1st batter or pitcher to be named to an All-Star team and then get traded in each of 2 consecutive seasons.
- 🔴 Has gone 58-28 with a 3.37 ERA (290 ER/775.0 IP) in 121 career outings against the AL East (118 starts).
- 🔴 His .674 win pct. vs. the AL East is 2nd-best all-time among pitchers with at least 50 decisions facing that division (since 1969), trailing only Andy Pettitte (.687, 92-42).
- 🔴 Is 81-46 (.638) as a starter vs. teams that finished the season .500 or better, the 4th-highest win percentage in modern ML history (min. 100 such starts) behind Clayton Kershaw (.660, 64-33), Bob Caruthers (.644, 85-47), and Sandy Koufax (.640, 80-45) (source: Elias).
- 🔴 His career road record of 71-32 (.689) is the 3rd-best in the majors since 1913 (min. 75 decisions) behind Vic Raschi (.700, 63-27) and Whitey Ford (.695, 116-51).
- 🔴 Has held LHH to a .597 OPS in his ML career...Among actives (min. 1,000 LHH faced), only Chris Sale (.528), David Robertson (.537), Clayton Kershaw (.551), and Madison Bumgarner (.552) have a lower mark.
- 🔴 Named AL Pitcher of the Month for September 2010 and AL Co-Player of the Week for 8/3-9/15.
- 🔴 Won a gold medal with the USA Baseball National Team in Cuba in 2006...Named the top prospect on Team USA.

David Price

David Price, Continued

LOWEST ERA AMONG ACTIVE MAJOR LEAGUERS

| | | |
|----|--------------------|-------------|
| 1. | Clayton Kershaw | 2.36 |
| 2. | Chris Sale | 2.98 |
| 3. | Madison Bumgarner | 3.01 |
| 4. | Stephen Strasburg | 3.07 |
| 5. | Corey Kluber | 3.13 |
| 6. | Felix Hernandez | 3.20 |
| 7. | David Price | 3.22 |

Min. 1,000.0 IP

2017: Missed a majority of his 2nd season with BOS due to a pair of DL stints...Went 5-3 with a 3.82 ERA (28 ER/66.0 IP) in 11 starts, and 1-0 with a 0.00 ERA (8.2 IP) in 5 relief appearances.

🔥 Including the postseason, allowed 0 runs and only 8 hits in 15.1 IP in 7 relief appearances (19 SO, 4 BB).

🔥 Began the season on the 10-day DL with a left elbow strain...Made 2 rehab starts with Triple-A Pawtucket on 5/19 and 5/24 (6 ER/5.2 IP).

🔥 Activated from the DL on 5/29 and started that day at CWS (ND, 5.0 IP, 3 ER, 2 H, 2 BB, 4 SO, 2 HBP).

🔥 Limited opponents to a .200 AVG (17-for-85) in his first 4 starts from 5/29-6/13.

🔥 On 6/3 at BAL, allowed 1 run on 3 hits over 7.0 IP and earned the win in his 250th career start.

🔥 Allowed 0 HR in 5 consecutive starts from 6/24-7/16, tied for the longest such streak of his career (8th time).

🔥 Made 5 consecutive quality starts from 6/24-7/16 (3-1, 1.91 ERA, 7 ER/33.0 IP, 34 SO, 5 BB).

🔥 Tossed 13.0 consecutive scoreless frames spanning 3 starts from 7/9-22.

🔥 Held NYY scoreless over 8.0 IP on 7/16 in the 2nd game of a doubleheader at Fenway...Marked his longest scoreless outing with 0 BB since a shutout on 6/12/15 with DET vs. CLE.

🔥 Allowed 5 ER in 5.0 IP in his start on 7/22 at LAA and was placed on the 10-day DL on 7/28 (retro to 7/25) with left elbow inflammation.

🔥 Activated from the DL on 9/14 and spent the remainder of the season in the bullpen.

🔥 Did not allow a run in 8.2 IP over 5 appearances (.100 opponent AVG, 3-for-30, 13 SO)...All 3 hits came on 9/22 at CIN (3 singles).

🔥 Did not allow a hit in 2.0 scoreless IP on 9/17 at TB, his 1st appearance since being activated from the DL.

🔥 Earned his 1st career relief win after tossing 2.2 scoreless frames on 9/22 at CIN (3 H, BB, 4 SO).

🔥 Stranded 2 inherited runners to preserve a lead in the Sox' AL East title-clinching win over HOU on 9/30.

POSTSEASON: Made 2 relief appearances during the ALDS vs. HOU (Game 2 at Minute Maid Park and Game 3 at Fenway Park)...Combined to toss 6.2 scoreless frames in those outings (5 H, 6 SO, 2 BB).

🔥 Tossed 4.0 scoreless innings in Game 3 at Fenway Park...Became the 4th Red Sox pitcher in postseason history with 4.0+ scoreless relief IP, and the 1st since Pedro Martinez's 6.0 no-hit IP in Game 5 of the 1999 ALDS at CLE...Martinez's was the only other such outing by a Red Sox in a postseason elimination game.

2016: Led the majors in innings pitched (230.0) in his debut season with the Red Sox...Went 17-9 with a 3.99 ERA and led the club in starts (35), innings, and strikeouts (228).

🔥 Became the 1st Red Sox to lead the majors in innings pitched since Roger Clemens in 1991 (271.1).

🔥 Ranked 7th in the majors with 228 SO, the most by a Red Sox LHP in a single season to that point and the most by any Red Sox since Pedro Martinez in 2002 (239).

🔥 His 17 wins ranked T-4th in the AL.

🔥 Was the only major leaguer to make 35 starts, marking a new career high...It was the most in a single season by any ML pitcher since Chris Carpenter and Dan Haren in 2010 (35 each) and the most by a Red Sox pitcher since Frank Viola in 1992 (35).

🔥 Posted a 6.75 ERA (31 ER/41.1 IP) in his first 7 starts, but had a 3.39 ERA (71 ER/188.2 IP) in 28 starts from 5/12 through the end of the season.

🔥 The Red Sox won 9 of his final 11 regular season starts, including 9 straight from 8/12-9/22, the longest streak of his career for any team.

🔥 Ranked 2nd in MLB with 10 starts of 8.0+ IP (Sale-13), the most by a Red Sox since Pedro Martinez's 11 in 2002, and the most by a Sox LHP since Frank Viola in 1992 (14).

🔥 Ranked 2nd in the AL with 7 double-digit strikeout games (Verlander-8)...The only other Red Sox with as many double-digit SO efforts in a season are Pedro Martinez (5 times), Roger Clemens (5), Chris Sale (1), Jon Lester (1), and Jim Lonborg (1).

🔥 Made his Red Sox debut with his 4th consecutive Opening Day start on 4/5 at CLE, the 5th of his career.

🔥 According to Elias, joined Kevin Brown (1997-99) and Jack Morris (1990-92) as the only pitchers in ML history to start 3 consecutive openers for 3 different teams.

🔥 Also joined David Wells (2005) and Pedro Martinez (1998) as the only Red Sox to make their team debuts as the Opening Day starter since 1978.

🔥 Became the 1st pitcher in ML history to win 3 consecutive Opening Day starts for 3 different teams, and the only pitcher in the majors to win on Opening Day in 2014, 2015, and 2016.

🔥 Became the 1st LHP in Sox history to record 10+ SO in his team debut, and the first to do so on Opening Day.

🔥 Joined Pedro Martinez (1998 and 2000) as the only AL starters with 10+ SO and 0 XBH allowed in an Opening Day outing since 1971.

🔥 Struck out 8 on 4/11 vs. BAL and 9 on 4/16 vs. TOR...Joined Pedro Martinez as the only Red Sox in the last 100 years to strike out 8+ hitters in each of their first 3 games with the club.

🔥 Tied a career high with 14 SO in 8.0 IP on 4/26 at ATL, the highest single-game total by a Red Sox pitcher in 2016.

🔥 Led MLB with 46 SO in April, his most through the first 5 outings of any season.

🔥 His 13.96 SO/9.0 IP ratio in April was the highest by any Red Sox pitcher (min. 20.0 IP) before May 1 since 1913...It was also the highest mark by any AL pitcher through April in the live ball era (min. 20.0 IP).

🔥 Won his career-best 9th consecutive decision on 5/1 vs. NYY (4-0 in 2016)...Became the 1st BOS pitcher to earn the win in his first 4 decisions with the club, all as a starter, since Jon Lester in 2006.

MOST STRIKEOUTS IN A SEASON, RED SOX LHP

| Pitcher (Year) | SO |
|---------------------------|------------|
| Chris Sale (2017) | 308 |
| David Price (2016) | 228 |
| Jon Lester (2009) | 225 |
| Jon Lester (2010) | 225 |

- 🔥 Passed 1,500.0 career innings pitched on 5/24 vs. COL.
- 🔥 Lost 3 straight quality starts from 6/3-14, the longest such streak by a Red Sox since Pedro Martinez in 1999.
- 🔥 Threw his 1st complete game with BOS and 15th of his career on 6/8 at SF (L, 8.0 IP, 3 H, 2 ER).
- 🔥 Was dealt the loss on 6/14 vs. BAL, despite striking out 11 and walking none over 8.0 IP (3 ER)...Was the 1st Red Sox starter with 10+ SO and 0 BB in a loss since Pedro Martinez on 8/19/99 vs. OAK.
- 🔥 Recorded his 1,500th career strikeout on 7/5 vs. TEX.
- 🔥 Also on 7/5, surrendered a stolen base to Ian Desmond, snapping a streak of 49 starts without a SB allowed (began 4/6/15)...The only ML pitchers with longer streaks since 1913 are Terry Mulholland (62, 5/2/93-9/9/95) and Whitey Ford (62, 4/18/58-5/13/60; 61, 7/28/60-5/18/62).
- 🔥 On 7/10 vs. TB, struck out 10 batters for the 3rd straight game over 8.0 scoreless innings...According to Elias, became just the 3rd Red Sox starter with 3 consecutive outings with 10+ SO and 1 or 0 BB (also Rich Hill in 2015 and Pedro Martinez in 1999).
- 🔥 Led the AL with 140 SO at the All-Star break...Joined Pedro Martinez (3 times) and Roger Clemens (once) as the only Red Sox with as many as 7 double-digit strikeout performances prior to the All-Star break (joined by Chris Sale in 2017).
- 🔥 On 7/28 at LAA, threw 8.0 shutout innings before the Angels plated 2 unearned runs off Brad Ziegler in the 9th for a 2-1 walk-off win...Became the 1st Sox pitcher with 8.0 shutout frames in a team loss since Matt Young did so in a 1-0 loss to CLE on 4/15/91 at Fenway (9.0, 2 H, 0 R).
- 🔥 From 8/12-9/12, earned the win in 7 consecutive starts, a career-long streak and the 2nd-longest in the AL in 2016 (Sale-9).
- 🔥 Went 23.0 IP without walking a batter from 9/2-22 (25 SO)...Became the 1st Red Sox pitcher since at least 1913 to make 3 consecutive starts with 7+ SO and 0 BB: 9/7 at SD, 9/12 vs. BAL, and 9/17 vs. NYY.
- 🔥 Recorded his 200th strikeout of the season on 9/7 at SD...Became just the 2nd Red Sox LHP ever with 200+ SO in a single season (also Jon Lester, 2009 & '10).
- 🔥 Won his 8th straight decision on 9/22 at BAL, tying the 2nd-longest streak of his career.

POSTSEASON: Started Game 2 of the ALDS at CLE and was dealt the loss (3.1 IP, 6 H, 5 ER).

- 🔥 According to Elias, became the 1st player to pitch in the postseason in 4 consecutive years with 4 different teams (2013-TB, 2014-DET, 2015-TOR, 2016-BOS).
- 🔥 Elias notes that Price became only the 4th player, regardless of position, to play in 4 consecutive post-seasons for 4 different teams (also Kenny Lofton, Orlando Cabrera, and Eric Hinske).

2015: Led the AL with a 2.45 ERA (60 ER/220.1 IP) in 32 starts between DET and TOR...Helped TOR to its 1st postseason berth since 1993.

- 🔥 Named an All-Star via the player ballot.
- 🔥 Finished 2nd in AL Cy Young Award voting.
- 🔥 Placed among AL leaders in innings (3rd), quality starts (T-3rd, 24), strikeouts (4th, 225), and starts (T-7th).
- 🔥 Became just the 4th pitcher since 1893 to win at least 9 games and post a winning record for 2 different teams in a single season...Joined Hank Borowy (1945 Cubs and Yankees), David Cone (1995 Blue Jays and Yankees), and Bartolo Colón (2002 Indians and Expos).
- 🔥 Allowed 2 ER or fewer in 23 of his 32 starts (72%).
- 🔥 Did not allow a stolen base in the regular season.
- 🔥 Pitched 8.2 scoreless innings for the win as DET's Opening Day starter on 4/6 vs. MIN.
- 🔥 Threw 3 complete games, including a 93-pitch shutout on 6/12 vs. CLE.
- 🔥 Earned the win for the AL in the All-Star Game on 7/14 in CIN, recording 2 SO (eventual NL MVP Bryce Harper and runner-up Paul Goldschmidt) in a perfect 4th.
- 🔥 Acquired by TOR on 7/30 in exchange for LHPs Matt Boyd, Daniel Norris, and Jairo Labourt.
- 🔥 Won 9 of 11 regular season starts with TOR, posting an AL-best 2.30 ERA (19 ER/74.1 IP) from 7/30 on (min. 5 GS).
- 🔥 Fanned 11 while allowing 1 run in 8.0 IP on 8/3 vs. MIN in his Blue Jays debut.
- 🔥 Defeated the Orioles for his 100th career win on 9/5 vs. BAL...Won his last 5 regular season starts, all in September (5-0, 2.32, 8 ER/31.0 IP, 37 SO).

POSTSEASON: Appeared in 4 postseason games (3 starts) for the Blue Jays.

- 🔥 Suffered the loss in ALDS Game 1 vs. TEX (7.0 IP, 5 R).
- 🔥 Earned the victory in Game 4 at TEX in his 1st post-season relief outing since 2008.
- 🔥 Started Game 2 of the ALCS at KC and permitted 5 runs in 6.2 IP for the loss...After a leadoff single, retired 18 straight batters before a 5-run 7th inning.
- 🔥 Did not factor into the Jays' Game 6 series-clinching loss in KC (6.2 IP, 3 R, 8 SO).

2014: Earned his 4th All-Star Game selection and went 15-12 with a 3.26 ERA (90 ER/248.1 IP) between the Rays and Tigers...Led MLB with 271 SO, 248.1 IP, and 34 starts (tied).

- 🔥 Recorded a career-high 11 double-digit strikeout games, tied for the most in MLB (also CLE's Corey Kluber)...Had a season-high 12 SO on 3 occasions: 4/22 vs. MIN, 5/13 at SEA, and 6/20 vs. HOU.
- 🔥 Made a career-high 13 straight quality starts from 5/30-8/5 (7-4, 2.12 ERA, 115 SO, 102.0 IP).
- 🔥 Won a career-high 6 straight starts from 6/25-7/25 (1.31 ERA, 7 ER/48.0 IP).
- 🔥 Acquired by the Tigers in a 3-team deal on 7/31...DET sent OF Austin Jackson to SEA and INF Willy Adames and LHP Drew Smyly to TB...SEA sent INF Nick Franklin to TB.
- 🔥 In his 4th start for the Tigers, lost 1-0 in a complete game against his former team at Tropicana Field (8.0 IP)...Allowed just 1 hit and the run was unearned.
- 🔥 Following the season, named by *Baseball America* as the AL pitcher with the best control.

David Price, Continued

DAVID PRICE, 2010-17

| Stat | MLB Rank |
|-----------------------|--------------------|
| 117 Wins | T-5th (2nd in AL) |
| 1,562 SO | 4th (2nd in AL) |
| 773.1 IP | T-14th (5th in AL) |
| 235 Starts | 15th (4th in AL) |
| 4.04 SO/BB | 14th (4th in AL) |
| 1.13 WHIP | 8th (3rd in AL) |
| 3.14 ERA | 16th (5th in AL) |
| <i>*Min. 500.0 IP</i> | |

POSTSEASON: Started and lost the 3rd and final game of the ALDS vs. BAL...Held the O's to 2 runs, both on a HR by Nelson Cruz, and gave up just 5 hits over 8.0 IP in the 2-1 defeat...DET's only run came in the 9th inning.

2013: Went 10-8 with a 3.33 ERA (69 ER/186.2 IP) in 27 starts for the Rays.

- Established a career high with 4 complete games, tied with CWS' Chris Sale for the AL lead...Threw fewer than 100 pitches in 3 of those complete games.

- Led the AL in walk rate (1.3 BB/9.0 IP) and SO/BB ratio (5.6), issuing only 27 BB against 151 SO.

- Made his 2nd Opening Day start on 4/2 vs. BAL.

- Began the year 1-4 with a 5.24 ERA (32 ER/55.0 IP) in 9 starts before landing on the DL from 5/16-7/1 with a left triceps strain, his 1st career trip to the DL.

- Beginning with his 7/2 return from the DL, led the majors with 131.2 IP and ranked 4th in the AL in ERA (2.53).

- Returned from the DL on 7/2 at HOU and fanned 10 batters on 70 pitches in 7.0 shutout innings (3 H).

- Went the distance in 3 of his next 4 starts from 7/7-24, including back-to-back complete-game efforts on 7/7 vs. CWS and 7/12 vs. HOU.

- Allowed just 1 BB in a 7-start span from 7/2-8/3 (57.1 IP), recording separate club-record streaks of 27.0 innings (from 7/2-19) and 35.1 innings (from 7/19-8/9) without issuing a free pass.

- With wins on 7/24 and 7/29, became the 1st starter since SLB's Rip Collins in 1941 to beat Boston at Fenway Park twice in the span of 5 days.

- Started the Game 163 tiebreaker at TEX on 9/30, pitching the Rays to the playoffs with a complete-game 5-2 win...Was just the 5th major leaguer to record a complete-game win in a 1-game tiebreaker, along with Gene Bearden (1948), Joe Niekro (1980), Al Leiter (1989), and Randy Johnson (1995).

POSTSEASON: Appeared once in the Rays' 3-games-to-1 ALDS loss to the Red Sox, a Game 2 start at Fenway Park (L, 7.0 IP, 7 R)...Allowed 2 HR to David Ortiz, the 1st lefty hitter ever to go deep off Price twice in a game.

2012: Won a Cy Young Award after leading the AL with a 2.56 ERA and tying for the AL lead in wins (20-5) and winning percentage (.800)...His 20 wins were a single-season Rays franchise record.

- Earned a 3rd consecutive All-Star selection.

- After the season, earned the Players Choice Award as the AL's Outstanding Pitcher.

- Led the AL with 25 quality starts (tied) and 23

starts allowing 2 ER or less...Topped the majors with 23 starts of 7.0+ IP.

- Posted a 9-1 record and 2.27 ERA (25 ER/99.1 IP) in 14 games following the break.

- Led the majors with a Rays franchise-record 13 wins on the road.

- Posted an 8-game win streak over 12 straight quality starts from 6/19-8/21 (8-0, 1.56 ERA, 86.1 IP, 15 ER, 89 SO), all 7.0 IP or more...Established a TB franchise record with 5 wins during June (5-1).

- Tossed a scoreless 3rd inning on just 7 pitches in the All-Star Game on 7/10 in KC.

- Did not allow a run in 29.1 consecutive innings at Tropicana Field from 7/14-9/20.

- Fanned a season-high 13 batters on 9/25 at BOS.

2011: Named an AL All-Star...Recorded 218 SO in 224.1 IP, tying for the ML lead with 34 starts.

- Became just the 10th pitcher in AL history to post a losing record (12-13) while recording at least 200.0 IP and 200 SO with a sub-3.50 ERA (3.49).

- Became the 13th ML pitcher to make an Opening Day start, All-Star Game start, and postseason start all by the age of 25, the 1st since ATL's Tom Glavine 20 years prior.

- Was 1 of 6 AL pitchers with 200.0+ IP and 200+ SO.

- Limited left-handed batters to a .171 AVG (36-for-210), best among ML starters.

- Made his 1st career Opening Day start on 4/1 vs. BAL.

- Selected to the All-Star team by AL Manager Ron Washington, but did not pitch due to a turf toe injury.

- Established a franchise record with a career-high 14 SO on 8/28 at TOR (has since been surpassed).

POSTSEASON: His only postseason outing was a start in Game 3 of the ALDS vs. TEX (L, 6.2 IP, 7 H, 3 R, 3 SO).

2010: Started the All-Star Game and finished 2nd in Cy Young Award voting in 1st full ML season.

- Ranked among AL leaders in wins (T-2nd, 19), ERA (3rd, 2.72), opponent AVG (5th, .221), and SO (8th, 188).

- Won the Warren Spahn Award, given to the best left-handed pitcher in baseball.

- Named MLB Players Choice Most Outstanding Pitcher.

- Was the AL's All-Star Game starter at Angel Stadium and worked 2.0 scoreless innings...At 24, was the youngest left-handed pitcher to start for the AL since NYY's Lefty Gomez in 1933, the very 1st All-Star Game player.

- Became the youngest left-handed pitcher in the AL to win 19 games since 2002 when Barry Zito (age 24) won 23 games and Mark Buehrle (age 23) won 19 games.

- Led the AL with a 2.42 ERA (31 ER/115.1 IP) in 17 starts prior to the All-Star break.

- Recorded his 1st career shutout on 4/25 vs. TOR.

- Was AL Pitcher of the Month for September (4-0, 1.67 ERA, 8 ER, 43.0 IP, 33 SO)...Capped the month with a 5-0 win on 9/28 vs. BAL, pitching 8.0 scoreless innings as the Rays clinched their 2nd postseason appearance.

POSTSEASON: Was 0-2 in the ALDS vs. TEX, losing both starts at home to Cliff Lee in Game 1 and Game 5...Fanned 14 batters with 0 BB in 12.2 IP.

MOST CONSECUTIVE SEASONS WITH A SUB-3.50 ERA IN THE AL DURING THE DH ERA (SINCE 1973)

| | | |
|--------------------|----------|----------------|
| Roger Clemens | 7 | 1986-92 |
| Felix Hernandez | 7 | 2008-14 |
| Madison Bumgarner | 6 | 2011-16 |
| Jim Palmer | 6 | 1973-78 |
| David Price | 6 | 2010-15 |
| Chris Sale | 6 | 2012-17 |

HIGHEST WINNING % IN THE DH ERA (SINCE 1973)

| | | |
|-----------|--------------------|----------------------|
| 1. | Clayton Kershaw | .692 (144-64) |
| 2. | Pedro Martinez | .687 (219-100) |
| 3. | Roy Halladay | .659 (203-105) |
| 4. | Roger Clemens | .658 (354-184) |
| 5. | Max Scherzer | .653 (141-75) |
| 6. | Ron Guidry | .651 (170-91) |
| 7. | David Price | .651 (127-68) |

*Min. 150 decisions

2009: In his rookie season, went 10-7 with a 4.42 ERA (63 ER/128.1 IP) in 23 starts for the Rays after a promotion from Triple-A Durham on 5/25.

🔥 Was 7-3 with a 3.58 ERA (30 ER/75.1 IP) and .217 opponent AVG over his final 12 starts beginning 7/31...Led the Rays staff with 7 wins following the All-Star break.

🔥 Fanned a season-high 11 batters on 5/30 vs. MIN (5.2 IP), his 1st ML victory in the regular season.

🔥 On 6/17 at COL, collected his 1st ML hit with a single off Aaron Cook.

2008: Ascended from Single-A to the majors in his 1st pro season...Made 5 regular season and 5 postseason appearances for the Rays.

🔥 Combined to go 12-1 with a 2.30 ERA (28 ER/109.2 IP) and 109 SO in 19 starts between High-A Vero Beach, Double-A Montgomery, and Triple-A Durham before joining the Rays in September.

🔥 Start of pro career was delayed until 5/22 due to a mild left elbow strain.

🔥 Began career with 20.0 scoreless IP for Vero Beach...Beat NYY's Pedro Martinez (on rehab) on 5/28 at St. Lucie in his 2nd pro start (6.0 IP, 2 H, 0 R, 0 BB, 9 SO).

🔥 Promoted to Durham on 8/11 after going 11-0 between Vero Beach and Montgomery to open his pro career.

🔥 Selected to the ML roster on 9/13.

🔥 Made ML debut in relief on 9/14 at NYY...Totaled 5.1 IP, 3 H, 2 ER, 0 BB, and 4 SO on 87 pitches...In his 1st inning of work, retired the side in order on 7 pitches.

🔥 Made 1st ML start on 9/22 at BAL (5.1 IP, 2 R, 1 ER, 4 H, 3 SO)...Did not allow a hit until the 5th inning.

🔥 After the season, selected as *USA Today's* Minor League Player of the Year, tabbed Rays' Minor League Player of the Year, and named the Rays' No. 1 prospect by *Baseball America*.

POSTSEASON: Made 5 relief appearances, all between the ALCS and World Series (1-0, 1 SV, 5.2 IP, 1 ER, 2 H, 8 SO)...Was on the mound when the Rays captured the AL pennant with a 3-1 win over BOS in Game 7 of the ALCS.

🔥 Finished each of the 5 games in which he appeared.

🔥 Became the 1st pitcher in ML history to earn his 1st big league win and save in the postseason, and the 1st rookie to notch both a win and a save in the postseason since NYY's Ryne Duren in 1958.

🔥 Was the quickest No. 1 overall draft pick to play in the World Series, doing so just 1 season after being drafted.

🔥 Earned 1st ML win in Game 2 of the ALCS vs. BOS with 0.2 scoreless IP.

🔥 Picked up the save in Game 7 with 1.1 scoreless IP...In that game, entered with 2 out and the bases loaded in the 8th and struck out J.D. Drew.

🔥 Allowed 1 ER in 3.1 IP in TB's World Series loss to PHI.

2007: Selected No. 1 overall in the June Draft... Signed by TB on 8/15, but did not pitch in a game.

🔥 Attended TB's instructional league camp in September while taking a break from classes at Vanderbilt.

Personal

🔥 Full name is David Taylor Price.

🔥 Married his wife, Tiffany, in November 2016...They had their 1st child, Xavier, in May 2017.

🔥 Has a French bulldog, Astro...In April 2013, Price and Astro were both given the key to the city by Tampa's mayor.

🔥 Signed by Brad Matthews (Rays).

🔥 His Twitter account, @DAVIDprice24, has over 1.8 million followers and more than 15,000 tweets.

🔥 Majored in sociology at Vanderbilt University...As a junior in 2007, went 11-1 with a 2.63 ERA and a school-record 194 SO in leading Vanderbilt to its 1st-ever SEC regular season and tournament championships.

🔥 Won the 2007 Golden Spikes Award as the best amateur baseball player in the country.

🔥 Also tabbed the 2007 Dick Howser Award winner as the nation's best college baseball player; named by *Baseball America* as the College Player of the Year; named the Roger Clemens Award winner as the nation's top pitcher; and tabbed both the SEC's Player of the Year and Male Athlete of the Year following the season.

🔥 Won a gold medal with the USA Baseball National Team in Cuba in 2006...Named the top prospect on Team USA.

🔥 Attended Blackman (TN) High School...Was a 2-time Rutherford County MVP Pitcher...Tabbed Rutherford County Male Athlete of the Year in 2002, '03 and '04.

🔥 Selected to play in the 2004 High School All-America game in Albuquerque, NM.

David Price

David Price, Continued

PROJECT ONE FOUR AND THE MIRACLE FIELD

In 2008, David founded Project One Four, which supports youth programs that provide opportunities to learn life skills in a safe and supportive environment...The foundation has raised over \$1,000,000.

Among the foundation's many initiatives and projects is the "Miracle Field," a rubberized baseball field designed for children and young adults with special needs. Price has made significant contributions to help break ground on two such fields, one in St. Petersburg, FL and another in his hometown of Murfreesboro, TN.

To learn more about the Foundation's initiatives and events, visit www.project14.org.

In the Community

- 🔥 Is a 2-time nominee for MLB's Roberto Clemente Award for his sportsmanship and community involvement (2012-13 with TB).
- 🔥 Nominated by his teammates for the 2017 Marvin Miller Man of the Year Award, presented to the player whose on-field performance and contributions to his community most inspire others to higher levels of achievement.
- 🔥 Earned the American Baseball Coaches Association's Honor Award at the ABCA Convention Honors Luncheon in Nashville in January 2016.
- 🔥 Attended Red Sox Winter Weekend in January 2017, signing autographs, posing for pictures with fans, and taking part in panel discussions.
- 🔥 As part of the Make-A-Wish Foundation, spent time with 10-year-old Robert Alpert of Wareham, MA before a spring training game in Feb. 2017.
- 🔥 Also in 2017, participated in the Children's Hospital Celebrity Golf Classic, as well as the Picnic in the Park and Red Sox Kids Camp events.
- 🔥 While in Detroit, participated in the Tigers Dreams Come True program and attended the Annual Ilitch Charities Celebrity Golf Classic.
- 🔥 With the Rays, held an annual Bowl for Kids' Sake benefit for Big Brothers Big Sisters.
- 🔥 As part of the Rays South St. Petersburg Neighborhood initiative, helped create the Dugout Club program in 2010, sponsored recreation centers in South St. Petersburg each summer, and served as a role model, teaching the kids about staying healthy, positive, involved, and smart.

David Price's Career Record

| YEAR | CLUB | W-L | ERA | G | GS | CG | SHO | SV | IP | H | R | ER | HR | HB | BB | SO | WP | BK |
|------|----------------------------|---------------|-------------|------------|------------|-----------|----------|----------|---------------|-------------|------------|------------|------------|-----------|------------|-------------|-----------|----------|
| 2008 | Vero Beach | 4-0 | 1.82 | 6 | 6 | 0 | 0 | 0 | 34.2 | 28 | 7 | 7 | 0 | 0 | 7 | 37 | 1 | 0 |
| | Montgomery | 7-0 | 1.89 | 9 | 9 | 1 | 0 | 0 | 57.0 | 42 | 13 | 12 | 7 | 4 | 16 | 55 | 1 | 0 |
| | Durham | 1-1 | 4.50 | 4 | 4 | 0 | 0 | 0 | 18.0 | 22 | 10 | 9 | 0 | 0 | 9 | 17 | 1 | 0 |
| | TAMPA BAY | 0-0 | 1.93 | 5 | 1 | 0 | 0 | 0 | 14.0 | 9 | 4 | 3 | 1 | 1 | 4 | 12 | 0 | 0 |
| 2009 | Durham | 1-4 | 3.93 | 8 | 8 | 0 | 0 | 0 | 34.1 | 28 | 20 | 15 | 5 | 1 | 18 | 35 | 0 | 0 |
| | TAMPA BAY | 10-7 | 4.42 | 23 | 23 | 0 | 0 | 0 | 128.1 | 119 | 72 | 63 | 17 | 4 | 54 | 102 | 2 | 0 |
| 2010 | TAMPA BAY | 19-6 | 2.72 | 32 | 31 | 2 | 1 | 0 | 208.2 | 170 | 71 | 63 | 15 | 5 | 79 | 188 | 5 | 3 |
| 2011 | TAMPA BAY | 12-13 | 3.49 | 34 | 34 | 0 | 0 | 0 | 224.1 | 192 | 93 | 87 | 22 | 9 | 63 | 218 | 2 | 0 |
| 2012 | TAMPA BAY | 20-5 | 2.56 | 31 | 31 | 2 | 1 | 0 | 211.0 | 173 | 63 | 60 | 16 | 5 | 59 | 205 | 8 | 1 |
| 2013 | Charlotte | 1-0 | 1.23 | 2 | 2 | 0 | 0 | 0 | 7.1 | 4 | 2 | 1 | 0 | 0 | 3 | 12 | 1 | 0 |
| | TAMPA BAY | 10-8 | 3.33 | 27 | 27 | 4 | 0 | 0 | 186.2 | 178 | 78 | 69 | 16 | 3 | 27 | 151 | 6 | 0 |
| 2014 | TAMPA BAY | 11-8 | 3.11 | 23 | 23 | 2 | 0 | 0 | 170.2 | 156 | 68 | 59 | 20 | 5 | 23 | 189 | 2 | 0 |
| | DETROIT | 4-4 | 3.59 | 11 | 11 | 1 | 0 | 0 | 77.2 | 74 | 32 | 31 | 5 | 0 | 15 | 82 | 0 | 0 |
| 2015 | DETROIT | 9-4 | 2.53 | 21 | 21 | 3 | 1 | 0 | 146.0 | 133 | 50 | 41 | 13 | 3 | 29 | 138 | 3 | 0 |
| | TORONTO | 9-1 | 2.30 | 11 | 11 | 0 | 0 | 0 | 75.1 | 57 | 20 | 19 | 4 | 0 | 18 | 87 | 1 | 0 |
| 2016 | BOSTON | 17-9 | 3.99 | 35 | 35 | 2 | 0 | 0 | 230.0 | 227 | 106 | 102 | 30 | 7 | 50 | 228 | 4 | 0 |
| 2017 | BOSTON | 6-3 | 3.38 | 16 | 11 | 0 | 0 | 0 | 74.2 | 65 | 30 | 28 | 8 | 4 | 24 | 76 | 2 | 0 |
| | Pawtucket | 0-0 | 9.53 | 2 | 2 | 0 | 0 | 0 | 5.2 | 12 | 9 | 6 | 1 | 0 | 2 | 8 | 1 | 0 |
| | Major League Totals | 127-68 | 3.22 | 269 | 259 | 16 | 3 | 0 | 1746.1 | 1553 | 687 | 625 | 167 | 46 | 445 | 1676 | 35 | 4 |
| | Minor League Totals | 14-5 | 2.87 | 31 | 31 | 1 | 0 | 0 | 157.0 | 136 | 61 | 50 | 13 | 5 | 55 | 164 | 5 | 0 |
| | Red Sox Totals | 23-12 | 3.84 | 51 | 46 | 2 | 0 | 0 | 304.2 | 292 | 136 | 130 | 38 | 11 | 74 | 304 | 6 | 0 |

2004 Selected by the Los Angeles Dodgers in the 19th round of the June Draft (did not sign)

2007 Signed by the Tampa Bay Devil Rays as the first overall selection in the June Draft

2013 On disabled list with a left triceps strain, 5/16-7/1

2014 Acquired by the Detroit Tigers in a 3-team deal with Detroit sending OF Austin Jackson to Seattle and INF Willy Adames and LHP Drew Smyly to Tampa Bay; Seattle sent INF Nick Franklin to Tampa Bay, 7/31

2015 Acquired by the Toronto Blue Jays in exchange for LHPs Jairo Labourt, Matt Boyd, and Daniel Norris, 7/30

2015 Signed by the Boston Red Sox as a free agent, 12/4

2017 On disabled list with a left elbow strain, 4/1-5/28

2017 On disabled list with left elbow inflammation, 7/25-9/13

Postseason Record

| W-L | ERA | G | GS | CG | SHO | SV | IP | H | R | ER | HR | HB | BB | SO | WP | BK |
|-----|------|----|----|----|-----|----|------|----|----|----|----|----|----|----|----|----|
| 2-8 | 5.03 | 17 | 9 | 0 | 0 | 1 | 73.1 | 73 | 43 | 41 | 12 | 3 | 16 | 68 | 1 | 0 |

Division Series Record

| YEAR | CLUB | W-L | ERA | G | GS | CG | SHO | SV | IP | H | R | ER | HR | HB | BB | SO | WP | BK |
|-------------------------------|-------------|------------|-------------|-----------|----------|----------|----------|----------|-------------|-----------|-----------|-----------|----------|----------|-----------|-----------|----------|----------|
| 2010 | TB vs. TEX | 0-2 | 4.97 | 2 | 2 | 0 | 0 | 0 | 12.2 | 17 | 8 | 7 | 2 | 0 | 0 | 14 | 0 | 0 |
| 2011 | TB vs. TEX | 0-1 | 4.05 | 1 | 1 | 0 | 0 | 0 | 6.2 | 7 | 3 | 3 | 1 | 0 | 1 | 3 | 1 | 0 |
| 2013 | TB vs. BOS | 0-1 | 9.00 | 1 | 1 | 0 | 0 | 0 | 7.0 | 9 | 7 | 7 | 2 | 0 | 2 | 5 | 0 | 0 |
| 2014 | DET vs. BAL | 0-1 | 2.25 | 1 | 1 | 0 | 0 | 0 | 8.0 | 5 | 2 | 2 | 1 | 1 | 2 | 6 | 0 | 0 |
| 2015 | TOR vs. TEX | 1-1 | 7.20 | 2 | 1 | 0 | 0 | 0 | 10.0 | 11 | 8 | 8 | 2 | 2 | 2 | 7 | 0 | 0 |
| 2016 | BOS vs. CLE | 0-1 | 13.50 | 1 | 1 | 0 | 0 | 0 | 3.1 | 6 | 5 | 5 | 1 | 0 | 2 | 3 | 0 | 0 |
| 2017 | BOS vs. HOU | 0-0 | 0.00 | 2 | 0 | 0 | 0 | 0 | 6.2 | 5 | 0 | 0 | 0 | 0 | 2 | 6 | 0 | 0 |
| Division Series Totals | | 1-7 | 5.30 | 10 | 7 | 0 | 0 | 0 | 54.1 | 60 | 33 | 32 | 9 | 3 | 11 | 44 | 1 | 0 |

League Championship Series Record

| YEAR | CLUB | W-L | ERA | G | GS | CG | SHO | SV | IP | H | R | ER | HR | HB | BB | SO | WP | BK |
|-------------------|------------|------------|-------------|----------|----------|----------|----------|----------|-------------|-----------|----------|----------|----------|----------|----------|-----------|----------|----------|
| 2008 | TB vs. BOS | 1-0 | 0.00 | 3 | 0 | 0 | 0 | 1 | 2.1 | 0 | 0 | 0 | 0 | 0 | 2 | 4 | 0 | 0 |
| 2015 | TOR vs. KC | 0-1 | 5.40 | 2 | 2 | 0 | 0 | 0 | 13.1 | 11 | 8 | 8 | 2 | 0 | 1 | 16 | 0 | 0 |
| LCS Totals | | 1-1 | 4.60 | 5 | 2 | 0 | 0 | 1 | 15.2 | 11 | 8 | 8 | 2 | 0 | 3 | 20 | 0 | 0 |

World Series Record

| YEAR | CLUB | W-L | ERA | G | GS | CG | SHO | SV | IP | H | R | ER | HR | HB | BB | SO | WP | BK |
|------|------------|-----|------|---|----|----|-----|----|-----|---|---|----|----|----|----|----|----|----|
| 2008 | TB vs. PHI | 0-0 | 2.70 | 2 | 0 | 0 | 0 | 0 | 3.1 | 2 | 2 | 1 | 1 | 0 | 2 | 4 | 0 | 0 |

All-Star Game Record

| YEAR | CLUB | W-L | ERA | G | GS | CG | SHO | SV | IP | H | R | ER | HR | HB | BB | SO | WP | BK |
|-----------------------------|-----------|------------|-------------|----------|----------|----------|----------|----------|------------|----------|----------|----------|----------|----------|----------|----------|----------|----------|
| 2010 | AL at LAA | 0-0 | 0.00 | 1 | 1 | 0 | 0 | 0 | 2.0 | 1 | 0 | 0 | 0 | 0 | 1 | 0 | 0 | |
| 2011 | AL at ARI | | | | | | | | | | | | | | | | | |
| | | | | | | | | | | | | | | | | | | |
| | | | | | | | | | | | | | | | | | | |
| 2012 | AL at KC | 0-0 | 0.00 | 1 | 0 | 0 | 0 | 0 | 1.0 | 0 | 0 | 0 | 0 | 0 | 0 | 0 | 0 | 0 |
| 2014 | AL at MIN | | | | | | | | | | | | | | | | | |
| | | | | | | | | | | | | | | | | | | |
| | | | | | | | | | | | | | | | | | | |
| 2015 | AL at CIN | 1-0 | 0.00 | 1 | 0 | 0 | 0 | 0 | 1.0 | 0 | 0 | 0 | 0 | 0 | 0 | 2 | 0 | 0 |
| All-Star Game Totals | | 1-0 | 0.00 | 3 | 1 | 0 | 0 | 0 | 4.0 | 1 | 0 | 0 | 0 | 0 | 0 | 3 | 0 | 0 |

Career Fielding Record

| YEAR | CLUB | POS | PCT. | G | GS | PO | A | E | TC | DP |
|----------------------|-----------|-------------|------------|------------|-----------|------------|-----------|------------|-----------|----|
| 2008 | TAMPA BAY | P | 1.000 | 5 | 1 | 0 | 1 | 0 | 1 | 0 |
| 2009 | TAMPA BAY | P | .957 | 23 | 23 | 5 | 17 | 1 | 23 | 0 |
| 2010 | TAMPA BAY | P | 1.000 | 32 | 31 | 8 | 22 | 0 | 30 | 2 |
| 2011 | TAMPA BAY | P | .900 | 34 | 34 | 13 | 23 | 4 | 40 | 2 |
| 2012 | TAMPA BAY | P | .919 | 31 | 31 | 6 | 28 | 3 | 37 | 4 |
| 2013 | TAMPA BAY | P | 1.000 | 27 | 27 | 7 | 25 | 0 | 32 | 0 |
| 2014 | TAMPA BAY | P | .947 | 23 | 23 | 3 | 15 | 1 | 19 | 1 |
| | DETROIT | P | 1.000 | 11 | 11 | 1 | 3 | 0 | 4 | 0 |
| 2015 | DETROIT | P | .929 | 21 | 21 | 9 | 17 | 2 | 28 | 1 |
| | TORONTO | P | 1.000 | 11 | 11 | 5 | 6 | 0 | 11 | 0 |
| 2016 | BOSTON | P | 1.000 | 35 | 35 | 5 | 22 | 0 | 27 | 2 |
| 2017 | BOSTON | P | .923 | 16 | 11 | 6 | 6 | 1 | 13 | 0 |
| Career Totals | P | .955 | 269 | 259 | 68 | 185 | 12 | 265 | 12 | |

Career Batting Totals

| AVG | G | AB | R | H | 2B | 3B | HR | RBI | SH | SF | HB | BB | SO | SB | CS | E |
|---------------------|------|-----|----|---|----|----|----|-----|----|----|----|----|----|----|----|----|
| Major League Totals | .063 | 269 | 48 | 0 | 3 | 0 | 0 | 0 | 0 | 0 | 0 | 3 | 24 | 0 | 0 | 11 |

Career Single-Game Highs

| | |
|---------------------------------|--|
| INNINGS PITCHED | 9.0, 13 times, last 6/12/15 for DET vs. CLE |
| LOW-HIT COMPLETE GAME | 1, 8/21/14 for DET at TB (8.0 IP) |
| STRIKEOUTS | 14, 2 times, last 4/26/16 at ATL |
| HITS ALLOWED | 13, 5/8/15 for DET vs. KC |
| RUNS ALLOWED | 10, 6/23/09 vs. PHI |
| WALKS ALLOWED | 6, 6/11/09 vs. LAA |
| HOME RUNS ALLOWED | 3, 5 times, last 9/27/16 at NYY |
| WINNING STREAK | 9, 9/5/15-5/1/16 |
| EJECTIONS (2) | 6/13/11 at DET (HP, J. Tumpance) 7/1/11 vs. STL (2B, D. DeMuth) |
| SCORELESS INNINGS STREAK | 21.0, 9/28/14-4/11/15 for DET |

65 ESTEBAN QUIROZ

INF



Bats: Left • **Throws:** Right • **Height:** 5-7 • **Weight:** 196

Opening Day Age: 26 • **MLB Service:** None

Born: 2/17/1992 in Ciudad Obregon, Sonora, Mexico

Resides: Ciudad Obregon, Sonora, Mexico

Acquired: Contract purchased from Yucatan on 11/21/2017

Contract Status: Signed through 2018

Non-Roster Invitee

Career Highlights

- 🔥 Spent the first 7 years of his professional career in the Mexican League (2011-17).
- 🔥 Has also played in the Mexican Pacific Winter League following each of the past 4 seasons (2014-17).
- 🔥 Played for Mexico in the 2017 World Baseball Classic.
- 🔥 In the regular season, has made 133 starts at SS, 93 at 3B, 87 at 2B, 28 in LF, 11 in RF, and 2 in CF.
- 🔥 Owns a career OBP of .402 in the Mexican League... Posted an OBP of at least .390 in 4 straight years from 2014-17, including .449 in 2016 and .428 in 2017.
- 🔥 From 2015-17, posted a .315/.425/.487/.912 batting line with 147 RBI and 189 runs scored in 282 games (300-for-951, 62 2B, 33 HR, 169 BB, 17 HBP).
- 🔥 Posted a .912 OPS vs. RHP and a .911 OPS vs. LHP from 2015-17 (see table on right).
- 🔥 From 2016-17, drew 130 BB and struck out 89 times.
- 🔥 Helped Quintana Roo win the 2015 Serie del Rey.
- 🔥 Also helped Mazatlan win the 2015 Mexican Pacific Winter League championship, starting each of the club's 18 postseason games and hitting safely in 14 of them.
- 🔥 **2017: Named a Mexican League mid-season All-Star in his 1st season with Yucatan...Hit .293 (84-for-287) with 11 HR and a .428 OBP in 89 games.**
- 🔥 Started 80 games at 2B and 3 at 3B.
- 🔥 Led Yucatan in BB (64) and OBP (.428) as the club finished with the Sur division's best record (63-42, .600).
- 🔥 Had the 2nd-highest BB/SO ratio among qualifying Mexican League hitters (1.56, 64 BB/41 SO).
- 🔥 Set career highs in XBH (34) and steals (8-for-10) and matched his career best in doubles (23).
- 🔥 Hit .359 with a 1.103 OPS vs. LHP (23-for-64, 7 2B, 3 HR).
- 🔥 Homered in 4 straight games from 5/7-11, hitting 2 HR on 5/11 at Campeche...Had 12 RBI in those games.
- 🔥 Struck out in only 3 of his final 19 regular season games from 7/11-8/4 (16-for-61, 3 SO, 17 BB).
- 🔥 Appeared in 6 postseason games as Yucatan swept Leon in 4 games in the opening round before losing to Puebla in the semifinals, 4 games to 1.
- 🔥 Prior to the season, reached base in 8 of 10 PA for Mexico in the World Baseball Classic (4-for-6, 2 HR, 3 BB, 1 HBP, 5 RBI)...Homered in the club's 10-9 loss to Italy and in an 11-9 win over Venezuela.
- 🔥 Following the season, hit .264 (52-for-197) with a .388 OBP in 59 games for Mazatlan in the Mexican Pacific Winter League.

QUIROZ'S LEFT/RIGHT SPLITS, 2015-17*

| vs. LHP | vs. RHP |
|-------------|--------------|
| .322 AVG | .313 AVG |
| .438 OBP | .420 OBP |
| .473 SLG | .492 SLG |
| .911 OPS | .912 OPS |
| 83-for-258 | 217-for-693 |
| 18 2B, 7 HR | 46 2B, 26 HR |

*Mexican League regular season

- 🔥 **2016: Led Quintana Roo in AVG (.335), OPS (.972), and BB (66)...Ranked 2nd on the club in HR (15), RBI (63), runs (69), and SLG (.522).**
- 🔥 Ranked 2nd in the Mexican League in OBP (.449).
- 🔥 Made 92 starts at SS and 2 at 2B.
- 🔥 Recorded 3 multi-HR games: 4/7 at Puebla, 5/13 vs. Ciudad del Carmen, and 7/22 vs. Laguna.
- 🔥 Reached base via hit or BB in 34 consecutive games from 6/9-8/3 (.345 AVG, 40-for-116, 9 2B, 4 HR, 28 BB).
- 🔥 Appeared in 4 postseason games as Quintana Roo was swept by Puebla in the opening round, 4-0.
- 🔥 Prior to the season, helped Mexico go 3-0 in the World Baseball Classic Qualifier (3-for-9, HR, 4 RBI).
- 🔥 Following the season, appeared in 31 games with Mazatlan of the Mexican Pacific Winter League.
- 🔥 **2015: Hit .315 (103-for-327) with a .396 OBP in 96 games for Quintana Roo.**
- 🔥 Made 45 starts at 3B, 25 at SS, 1 at 2B, and 14 in the OF (LF-10, RF-2, CF-2).
- 🔥 Hit safely in 31 of 36 games from 5/20-7/4 (.376 AVG, 53-for-141, 15 2B, 5 HR).
- 🔥 Helped Quintana Roo win the Serie del Rey, appearing in 19 postseason games and batting .323 (20-for-62) with a .419 OBP and 12 RBI...The club won series against Oaxaca (4-3), Yucatan (4-3), and Monclova (4-1).
- 🔥 Following the season, hit .317 (72-for-227) with 7 HR and a .401 OBP in 65 games for Mazatlan of the Mexican Pacific Winter League.
- 🔥 Also started each of Mazatlan's 18 postseason games, helping the club win the league championship... Hit safely in each of his final 9 games of the tournament.

2014: Hit .227 (10-for-44) in 19 games with Quintana Roo.

Following the season, batted .333 (17-for-51) with a 1.011 OPS in 24 games for Obregon of the Mexican Pacific Winter League.

2013: Batted .200 (11-for-55) in 27 games for Quintana Roo.

2012: Hit .255 (60-for-235) in 85 games for Quintana Roo.

Hit his 1st career HR on 4/22 vs. Yucatan.

2011: Appeared in 24 games for Quintana Roo in his professional debut.

Recorded his 1st career hit on 6/1 vs. Tabasco, a pinch-hit single.

Personal

Full name is Jesus Esteban Quiroz.

He and his wife, Melissa, have a son, Esteban Jr.

MEXICAN-BORN PLAYERS TO APPEAR IN A GAME FOR THE RED SOX

| Player | Pos. | Years | Games |
|-------------------------|------------|-------------|----------|
| Mel Almada | OF | 1933-37 | 316 |
| Bobby Avila | INF | 1959 | 22 |
| Vicente Romo | RHP | 1969-70 | 100 |
| Carlos Rodriguez | INF | 1994-95 | 70 |
| Dennys Reyes | LHP | 2011 | 4 |
| Alfredo Aceves | RHP | 2011-13 | 135 |
| Hector Velázquez | RHP | 2017 | 8 |

In the Community

As part of the Red Sox Rookie Development Program in January 2018, helped paint murals at the Dimock Center in Roxbury, MA, and visited patients at Boston Children's Hospital.

Esteban Quiroz

Esteban Quiroz's Career Record

| YEAR | CLUB | AVG | G | AB | R | H | 2B | 3B | HR | RBI | SH | SF | HB | BB | SO | SB | CS | E |
|------------------------------|--------------|-------------|------------|-------------|------------|------------|-----------|----------|-----------|------------|-----------|----------|-----------|------------|------------|-----------|-----------|-----------|
| 2011 | Quintana Roo | .120 | 24 | 25 | 4 | 3 | 0 | 0 | 0 | 1 | 0 | 0 | 1 | 2 | 7 | 0 | 0 | 0 |
| 2012 | Quintana Roo | .255 | 85 | 235 | 35 | 60 | 12 | 3 | 4 | 22 | 2 | 0 | 4 | 25 | 38 | 4 | 2 | 10 |
| 2013 | Quintana Roo | .200 | 27 | 55 | 8 | 11 | 5 | 0 | 0 | 2 | 0 | 0 | 2 | 10 | 12 | 0 | 1 | 2 |
| 2014 | Quintana Roo | .227 | 19 | 44 | 8 | 10 | 4 | 1 | 1 | 4 | 3 | 1 | 2 | 11 | 5 | 1 | 0 | 2 |
| 2015 | Quintana Roo | .315 | 96 | 327 | 56 | 103 | 23 | 0 | 7 | 35 | 3 | 2 | 6 | 39 | 57 | 3 | 7 | 16 |
| 2016 | Quintana Roo | .335 | 97 | 337 | 69 | 113 | 18 | 0 | 15 | 63 | 2 | 4 | 7 | 66 | 48 | 4 | 4 | 15 |
| 2017 | Yucatan | .293 | 89 | 287 | 64 | 84 | 23 | 0 | 11 | 49 | 3 | 0 | 4 | 64 | 41 | 8 | 2 | 5 |
| Mexican League Totals | | .293 | 437 | 1310 | 244 | 384 | 85 | 4 | 38 | 176 | 13 | 7 | 26 | 217 | 208 | 20 | 16 | 50 |

2017 Signed by the Boston Red Sox as a minor league free agent, 11/21

World Baseball Classic Record

| YEAR | CLUB | AVG | G | AB | R | H | 2B | 3B | HR | RBI | SH | SF | HB | BB | SO | SB | CS | E |
|------|--------|------|---|----|---|---|----|----|----|-----|----|----|----|----|----|----|----|---|
| 2017 | Mexico | .667 | 3 | 6 | 5 | 4 | 1 | 0 | 2 | 5 | 0 | 0 | 1 | 3 | 0 | 0 | 0 | 0 |

RED SOX ALL-FENWAY PARK TEAM

As part of the 100th Anniversary Celebration of Fenway Park in 2012, the Red Sox presented an All-Fenway Park Team comprising the greatest 40 Red Sox players, and 3 managers, in Fenway Park history to appear in their positions of play. The All-Fenway Park Team was voted on by fans, historians, front office staff, and the club's historical and archival consultants. Below are the three teams that make up the 40-man roster along with the 3 managers of each team.

Starting Lineup (Voted By Fans)

- Carlton Fisk – C
- Jimmie Foxx – 1B
- Dustin Pedroia – 2B
- Wade Boggs – 3B
- Nomar Garciaparra – SS
- Ted Williams – LF
- Fred Lynn – CF
- Dwight Evans – RF
- Pedro Martinez – RHP
- Lefty Grove – LHP
- Jonathan Papelbon – Closer
- David Ortiz – DH
- Terry Francona – Manager
- Bernie Carbo – PH
- Dave Roberts – PR

First Reserves

- Jason Varitek – C
- Mo Vaughn – 1B
- Bobby Doerr – 2B
- Mike Lowell – 3B
- Johnny Pesky – SS
- Carl Yastrzemski – LF
- Dom DiMaggio – CF
- Trot Nixon – RF
- Roger Clemens – P
- Luis Tiant – P
- Tim Wakefield – P
- Dennis Eckersley – P
- Dick Radatz – P
- Joe Cronin – Manager

Second Reserves

- Rich Gedman – C
- George Scott – 1B
- Jerry Remy – 2B
- Frank Malzone – 3B
- Rico Petrocelli – SS
- Jim Rice – LF
- Reggie Smith – CF
- Tony Conigliaro – RF
- Babe Ruth – P
- Smoky Joe Wood – P
- Curt Schilling – P
- Bill Lee – P
- Jim Lonborg – P
- Dick Williams – Manager

13 HANLEY RAMIREZ

1B/DH



Bats: Right • **Throws:** Right • **Height:** 6-3 • **Weight:** 238

Opening Day Age: 34 • **MLB Service:** 12 years, 14 days

Born: 12/23/1983 in Samana, DR

Resides: Miami, FL

Acquired: Signed as a free agent on 11/25/2014

Contract Status: Signed through 2018 (vesting option for 2019)

Career Highlights

🔥 Entering final year of a 4-year contract with the Red Sox (has a vesting option for 2019).

🔥 This marks his 2nd stint with the organization, which signed him as a 16-year-old international free agent out of the Dominican Republic in 2000.

🔥 Is the only active player with 250+ HR and 250+ SB.

🔥 Is a 3-time All-Star, starting at SS for the NL in each season from 2008-10.

🔥 Named the SS on the NL's Louisville Slugger Silver Slugger Team in 2008 and 2009.

🔥 Named BBWAA NL Rookie of the Year in 2006.

🔥 Finished in the top 11 in BBWAA NL MVP voting in 2007 (10th), 2008 (11th), 2009 (2nd), and 2013 (8th).

🔥 Tabbed NL Player of the Month in June 2008.

🔥 Is a 4-time Player of the Week honoree (AL-2, NL-2).

🔥 Led the majors in runs scored in 2008 (125) and paced the NL in AVG in 2009 (.342).

🔥 Has had 8 seasons with 20+ HR...Is 1 of 8 players with 10+ HR in each of the last 12 years (2006-17).

🔥 Has started for the Red Sox on Opening Day in LF (2015), at 1B (2016), and at DH (2017)...Prior to Ramirez, the last Red Sox to start 3 consecutive Opening Day games at 3 different positions were John Valentin (1996-98) and Carl Yastrzemski (1976-78).

🔥 Still ranks among Marlins all-time leaders in games (5th, 943), hits (2nd, 1,103), AVG (2nd, .300), runs (2nd, 666), 2B (2nd, 232), 3B (4th, 26), HR (3rd, 148), RBI (5th, 482), SB (2nd, 230), OBP (2nd, .374), and SLG (3rd, .499).

🔥 Ranked by *Baseball America* as the Red Sox' top prospect entering the 2003, 2004, and 2005 seasons.

🔥 Made ML debut for BOS in 2005...The following off-season, was traded to FLA as part of a 7-player deal that brought Mike Lowell and Josh Beckett to the Red Sox.

🔥 Played for the Dominican Republic in the World Baseball Classic in both 2009 and 2013...The 2013 DR team won all 8 games en route to the WBC title.

2017: In his 3rd season with BOS, hit .242 (120-for-496) with 23 HR in 133 games...Started 108 games at DH and 17 at 1B.

🔥 The Red Sox went 16-6 when he homered, including 9-0 from 6/3-7/18.

🔥 Hit .345 with a 1.059 OPS on the 1st pitch (19-for-55, 5 HR, 4 2B).

🔥 Hit a walk-off HR in the 15th inning on 7/18 vs. TOR and a walk-off RBI single in the 19th on 9/5 vs. TOR...Is the only Red Sox since at least 1930 to record multiple walk-off RBI in the 15th inning or later in a season.

HIGHEST POSTSEASON AVG. IN MLB HISTORY (MIN. 75 PA)

| Player | AVG |
|-----------------------|-------------------------|
| Lou Brock | .391 (34-for-87) |
| Hanley Ramirez | .380 (27-for-71) |
| Carl Yastrzemski | .369 (24-for-65) |

HIGHEST POSTSEASON OBP IN MLB HISTORY (MIN. 75 PA)

| Player | OBP |
|-----------------------|-------------|
| Lou Gehrig | .483 |
| Babe Ruth | .470 |
| Hanley Ramirez | .450 |

🔥 Joins Sammy Sosa as the only players in the last 60 years to record multiple walk-off RBI in the 15th inning or later in a season (Sosa had 2 in 2003).

🔥 Hit 5 HR during an 8-game hit streak from 4/23-5/2... Recorded at least 1 RBI in 5 straight games from 4/28-5/2.

🔥 Recorded his lone multi-HR game on 5/2 vs. BAL.

🔥 Hit 11 HR in a 41-game span from 6/3-7/25, including 5 HR in 15 games from 7/7-25.

🔥 Went 9-for-18 with 3 HR against LHP from 6/11-7/14.

🔥 Hit his 250th career HR on 6/23 vs. LAA and scored his 1,000th career run on 7/7 at TB.

🔥 Ended the Sox' 5-4 win over TOR on 7/18 with a 15th-inning, 1-out HR...In the last 50 years, there have been only 2 other Red Sox walk-off homers in the 15th inning or later: Shea Hillenbrand on 6/5/01 vs. DET (18th) and Tim Lincecum on 6/26/96 vs. CLE (15th).

🔥 Homered in 3 of 4 games from 8/29-9/1.

🔥 In the Sox' 3-2, 19-inning win vs. TOR on 9/5, drove in Mookie Betts with a single for the winning run...Marked the latest walk-off win in Red Sox history (by innings).

🔥 In his final 9 games (beginning 9/20), went 9-for-29 (.310) with 4 2B, 1 HR, and 7 RBI...In the Sox' 10-7 win vs. TOR on 9/27, broke a 4-4 tie with a solo HR that gave BOS the lead for good.

POSTSEASON: Reached base in each of the Sox' 4 ALDS games vs. HOU, going 8-for-14 (.571).

🔥 Recorded multiple hits in Games 1, 3, and 4.

🔥 Went 2-for-3 in Game 1 after replacing Eduardo Núñez (injury) as DH, became the 1st Red Sox in 105 years to come off the bench and record 2+ hits in a postseason game (last: Charley Hall, 1912 WS Game 7).

Hanley Ramirez, Continued

ACTIVE PLAYERS WITH 1,000+ RUNS SCORED AND 250+ HR

| Player | HR | RUNS |
|-----------------------|------------|--------------|
| Albert Pujols | 614 | 1,723 |
| Adrian Beltre | 462 | 1,475 |
| Miguel Cabrera | 462 | 1,371 |
| Curtis Granderson | 319 | 1,113 |
| Matt Holliday | 314 | 1,154 |
| Robinson Canó | 301 | 1,144 |
| Hanley Ramirez | 263 | 1,020 |
| Chase Utley | 258 | 1,085 |

👉 Went 4-for-4 with 3 RBI in Game 3, becoming the 3rd Red Sox player ever to go 4-for-4 or better in a postseason game (also Spike Owen and Rich Gedman, 1986 ALCS).

👉 On 10/17, underwent a left shoulder arthroscopy and debridement...The procedure was performed by Dr. James Andrews at the Andrews Institute in Pensacola, FL.

2016: Established a career high with 111 RBI and recorded his 2nd career 30-HR season in his 2nd year with BOS...Received the Comeback Player of the Year Award from the Boston BBWAA.

👉 Was 1 of only 6 major leaguers—and 1 of 3 Red Sox—with 30+ HR and 110+ RBI.

👉 His 63 RBI after the All-Star break were tied with COL's Nolan Arenado for most in the majors.

👉 Recorded 2+ HR and 6+ RBI in a game twice (7/20 vs. SF, 8/12 vs. ARI).

👉 Scored 81 runs and had 157 hits, his highest totals since 2010 (92 R, 163 H)...Drew 60 BB, his most since 2010 (64).

👉 Led the AL and ranked 2nd in the majors behind ARI's Yasmany Tomás with a .677 SLG and a 1.097 OPS against LHP...Hit .346 vs. LHP, the 2nd-highest mark in the AL and 5th-highest in MLB (44-for-127, 9 2B, 11 HR).

👉 Hit .303 with a .943 OPS at home (88-for-290, 19 2B, 19 HR)...His .809 SLG and 1.220 OPS at home after the All-Star break both led MLB (min. 100 PA).

👉 Recorded a .996 fielding percentage in his 1st season at 1B, committing only 4 errors in 1,043 chances.

👉 Hit safely in each of the Sox' first 5 games of the season, going 10-for-22 (.455, 2B, 3B, HR)...Either scored the winning run or drove in the winning run in each of Boston's first 3 victories.

👉 Reached base in 29 consecutive starts from 4/21-5/25, batting .327 with an .859 OPS in those games (37-for-113)...Had an 11-game hitting streak from 4/24-5/7, his longest as a Red Sox.

👉 Named AL Player of the Week for 7/18-24 after going 7-for-21 (.333) with a 1.488 OPS (5 HR, 12 RBI, 6 R, 3 BB).

👉 Tied a Red Sox single-game record with 3 HR on 7/20 vs. SF (28th time, 23rd different player)...Became the 12th Red Sox to hit 3 HR at Fenway Park (14th time, last: Kevin Millar, 7/23/04 vs. NYY).

👉 Each of Ramirez's 3 HR on 7/20 vs. SF came with a runner on base (6 RBI)...According to Elias, the last player to hit 3 HR with at least 1 man on base in a game was Josh Hamilton on 5/8/12 (4 HR)...The last Red Sox player to do that was Nomar Garciaparra on 7/23/02 vs. TB (G1)...Mookie Betts also accomplished the feat on 8/14 vs. ARI.

👉 Hit .329 with a 1.074 OPS from 8/11 through the remainder of the season (54-for-164, 8 2B, 16 HR).

👉 On 8/12 vs. ARI, hit a 3-run HR in each of the first 2 innings...Joined David Ortiz as the only Red Sox in the expansion era to drive in 6+ runs within the first 2 innings of a game (source: Elias)...Ortiz hit a pair of 3-run HR in the 1st inning on 8/12/08 vs. TEX.

👉 Hit a ML-high 13 HR in a 24-game span from 8/27-9/22...The only other player with 10+ HR in that span was Brian Dozier (12).

👉 Hit 11 HR beginning 9/1...The only other Red Sox in the last 100 years with that many HR in Sept./Oct. are Jimmie Foxx (12 in 1938), Manny Ramirez (12 in 2005), and David Ortiz (11 in 2005).

👉 Hit 4 HR in the Sox' 4-game series vs. NYY from 9/15-18, including a 3-run, walk-off HR on 9/15 that turned a 5-4 deficit into a 7-5 win...Became the 4th player in Red Sox history to hit a walk-off HR that turned a deficit into a win vs. NYY (source: Elias)...The others are Joe Cronin (8/7/35-G1), Sammy White (6/30/53), and Bill Mueller (7/24/04).

👉 Recorded his 21st career multi-homer game on 9/18 vs. NYY, putting the Sox on the board with a 3-run shot in the 5th before breaking a 4-4 tie with a game-winning solo HR in the 7th.

👉 Named AL Co-Player of the Week along with OAK's Kris Davis for the period 9/12-18...During a 5-2 week for BOS, went 12-for-26 (.462) with 5 HR and 12 RBI.

👉 The Sox won 14 consecutive games in which Ramirez drove in at least 1 run from 8/31-9/24...That streak snapped on the final day of the regular season, when Ramirez provided the Sox' only run with a solo HR in a 2-1 loss to TOR.

👉 Played in 3 regular season games and 17 postseason games with Licey of the Dominican Winter League...Started each of the club's first 17 Round Robin Playoff games at DH and posted a .378 OBP (13-for-59, 2B, HR, 13 BB, 2 HBP).

POSTSEASON: Started each of the Red Sox' 3 ALDS games at 1B...Doubled twice in Game 1 at CLE.

2015: Played in 105 games before missing the final month of the season on the DL with right shoulder inflammation...Began the season as the Sox' starting LF, his 1st career action outside of SS (1,077 G) and 3B (98 G).

👉 Made his 1st career Red Sox start on Opening Day (4/6 at PHI), 10 seasons after his ML debut with BOS (played in 2 games in late 2005).

👉 On Opening Day, went 2-for-4 with a grand slam, a solo HR, and 5 RBI, becoming the 1st player with at least 2 HR and 5 RBI in his 1st start for the Red Sox (source: Elias)...Was the 1st player to make such a debut with any team since Richie Sexson with the 2005 Mariners (2 HR, 5 RBI)...His grand slam was the 3rd on Opening Day in club history (also Jack Clark-1991 and Carlton Fisk-1973).

👉 Started on 4/14 vs. WSH in LF, but moved to 3B to begin the 6th inning, his only appearance outside of LF all year.

👉 Recorded his second 2-HR game of the season on 4/26 at BAL...Joined Manny Ramirez (2001, 2005), Brian Daubach (2001), Carlton Fisk (1973), George Scott (1966), and Vern Stephens (1949) as the only Red Sox with more than 1 multi-homer performance prior to the 20th game of the year.

Hanley Ramirez, Continued

RED SOX WITH MULTIPLE GAMES OF 2+ HR, 6+ RBI IN A SINGLE SEASON

| Player | G | Year |
|--------------------------|----------|-------------|
| Jimmie Foxx | 3 | 1938 |
| Ted Williams | 2 | 1949 |
| Hanley Ramirez | 2 | 2016 |
| Andrew Benintendi | 2 | 2017 |
| Mookie Betts | 2 | 2017 |

*Source: Elias Sports Bureau

- 👉 Hit his 200th career HR on 4/28 vs. TOR.
- 👉 Hit his 10th HR of the season on 4/29 vs. TOR, tying the franchise record for HR entering May (also David Ortiz in 2006)...His 10 HR and 22 RBI in April were both tied with SEA's Nelson Cruz for the ML lead in the month.
- 👉 According to Elias, was only the 7th player in ML history with 10 or more HR prior to May after joining a new team in the offseason...The others were Dave Kingman (1984 OAK), Andres Galarraga (1998 ATL), Jose Canseco (1999 TB), Jim Thome (2006 CWS), Justin Upton (2013 ATL), and José Abreu (2014 CWS).
- 👉 Each of his first 10 XBH of the season was a HR... According to Elias, was the 1st player to homer for at least his first 10 XBH of a season since Mark McGwire in 1990 (also 10).
- 👉 On 5/4 vs. TB, was removed from the game in the 1st inning after crashing into the wall...Missed the team's next 3 games with a left shoulder sprain.
- 👉 Hit .341/.379/.534 during a 24-game stretch from 5/28-6/24 (30-for-88, 2 2B, 5 HR, 15 RBI, 17 R)...Led the team in runs, HR (tied), and RBI (tied) in that span.
- 👉 Missed 6 games from 6/25-30 with a left hand contusion...Slugged .585 in his next 10 games from 7/1-12... Homered on 7/2 at TOR, 7/3 vs. HOU, and 7/5 vs. HOU.
- 👉 Played in only 28 games after the All-Star break...Placed on the 15-day DL with right shoulder inflammation on 9/5 (retro to 8/27) and missed the club's final 35 games.
- 2014: Hit .283 (127-for-449) with 35 2B, 13 HR, and 71 RBI in 128 games for the NL West-champion Dodgers as the club's primary SS.**
- 👉 Led big league SS in OBP (.369), SLG (.448), and OPS (.817).
- 👉 Ranked 10th in the NL in both OBP (.369) and RBI ratio (6.3 AB/RBI).
- 👉 Hit 1st career walk-off HR on 8/2 vs. CHC, a 3-run shot off Blake Parker in the 12th inning.
- 👉 Placed on the 15-day DL with a right oblique strain on 8/10 (retro to 8/9).
- 👉 Returned from the DL on 8/24 and hit .305 (29-for-95) in his remaining 28 regular season games...Hit .440 (22-for-50) over his last 16 contests beginning 9/8.
- POSTSEASON:** Hit .429 (6-for-14, 2B, 2 RBI, BB, SB) in the Dodgers' 4 NLDS games against the Cardinals.

2013: Had a career-best .345 AVG and hit 20 HR in 86 games in an injury-shortened season.

- 👉 Among major leaguers with at least 300 PA, ranked 1st in SLG (.638)...Among that group, led the NL in AVG (.345) and OPS (1.040), both 2nd in MLB to Miguel Cabrera (.348 AVG, 1.078 OPS).
- 👉 LAD went 51-26 (.662) in the 77 games he started.
- 👉 Batted .365+ in June (.375, 24-for-64), July (.365, 38-for-104), and September (.370, 20-for-54).
- 👉 Missed 52 games between 2 DL stints.
- 👉 Started the season on the 15-day DL after having surgery on 3/22 to repair the ligament in his right thumb...Suffered the injury while playing in the World Baseball Classic Championship for Team Dominican Republic.
- 👉 Reinstated to LAD on 4/29 and played 4 games (.455, 5-for-11, 2 2B, HR) before returning to the 15-day DL on 5/4 with a left hamstring strain suffered on 5/3 at SF.
- 👉 Returned from his 2nd DL stint on 6/4 and played in 48 of the club's next 51 games through 8/1 (.364, 63-for-173).
- 👉 Posted a career-best 19-game hitting streak from 6/19-7/8 (.486, 36-for-74)...That stretch also began a career-long 36-game on-base streak through 7/30.
- POSTSEASON:** Batted .323 (10-for-31) with 4 2B, 3B, HR, and 7 RBI in 9 postseason games as the Dodgers lost in the NLCS.
- 👉 Hit .500 (8-for-16) in the NLDS vs. ATL, tying the record for a single Division Series with 6 XBH (4 2B, 3B, HR).
- 👉 Went 2-for-15 in NLCS play vs. STL while battling a rib fracture.
- 2012: Hit a combined .257 (155-for-604) with 24 HR and 92 RBI in 157 games with LAD and MIA.**
- 👉 Acquired by LAD along with LHP Randy Choate from MIA on 7/25 in exchange for RHP Nathan Eovaldi and minor league RHP Scott McGough.
- 👉 Tied with Adrian Beltre, Hunter Pence, and Albert Pujols for the ML lead with 19 game-winning RBI.
- 👉 Saw 97 games at 3B between the 2 clubs, his 1st career action at any defensive position other than SS.
- 👉 Homered twice on 6/2 at PHI for his 12th career multi-HR game, passing Mike Lowell and Dan Uggla for the most by a Marlin (since passed by Giancarlo Stanton).
- 👉 On 7/25, became the 4th Dodger to hit a triple in his 1st PA with the club (last: Tyler Houston, 7/26/02 at SF).
- 👉 Following the season, played for Lacey in the Dominican Winter League and for the Dominican Republic in the Caribbean Series.
- 2011: Had his season cut short by 2 trips to the DL...Appeared in 92 ML games.**
- 👉 His 1st injury was a left back strain that placed him on the 15-day DL from 6/5-14 (retro to 5/30), a stretch during which MIA went 2-13.
- 👉 Suffered a left shoulder sprain on 8/2 and was placed on the 15-day DL on 8/10 (retro to 8/3)...Transferred to the 60-day DL on 9/6, ending his season...The Marlins went 17-34 during his 2nd DL stint...Dr. James Andrews performed surgery to repair the shoulder on 9/15 in Pensacola, FL.
- 👉 On 7/2 at TEX, became the 1st player in Marlins history to hit a grand slam in the 1st inning from the 4th spot in the lineup (source: Elias)...Went deep again in the 7th inning for his 11th career multi-HR game.
- 👉 Recorded his 1,000th career hit at CHC on 7/15.

NL LEADERS IN HITS, 2006-14

| | | |
|----|-----------------------|--------------|
| 1. | Matt Holliday | 1,475 |
| 2. | David Wright | 1,449 |
| 3. | Brandon Phillips | 1,441 |
| 4. | Hanley Ramirez | 1,403 |
| 5. | Jimmy Rollins | 1,402 |

2010: For the 4th straight season, batted .300+ (.300) with 20+ HR (21) and 20+ SB (32).

🔥 Earned a 2nd straight Silver Slugger Award...Voted the NL's starting SS at the All-Star Game for a 3rd straight season.

🔥 Ranked 2nd on the club with 92 runs and 163 hits.

🔥 Became just the 2nd player in club history to record 4 seasons with 30+ SB (also 2006-08).

🔥 In a series at NYM from 8/24-26, tallied 10 hits in 15 AB...Was the 3rd Marlin to have 10 hits over 3 games, joining Luis Castillo in 2003 and Preston Wilson in 2001 (source: Elias).

🔥 Became the 1st NL SS to start 3 straight All-Star Games since Ozzie Smith (10 straight from 1983-92)...Took 2nd place with 26 HR in his 1st appearance in the State Farm Home Run Derby (David Ortiz-32).

🔥 On 8/7 vs. STL, hit a leadoff HR and delivered a walk-off hit in the 10th inning with an RBI double...Was the 1st player in franchise history to accomplish both feats in the same game...Was also his 1st career walk-off hit.

2009: Became the 1st Marlin to win an NL batting title (.342 AVG)...Named an All-Star for the 2nd straight year...Won his 1st Silver Slugger Award with 24 HR and 106 RBI.

🔥 Named Marlins MVP by the South Florida chapter of the BBWAA for the 3rd consecutive year.

🔥 Ranked among NL leaders in hits (3rd, 197), runs (T-8th, 101), 2B (T-5th, 42), RBI (T-6th), SB (T-6th, 27), OBP (6th, .410), and SLG (11th, .543)...Batted .373 (57-for-153) with RISP, 3rd-best in the NL.

🔥 Batted .357 (5-for-14) with the bases loaded and tied the club single-season record with 3 grand slams.

🔥 Led the NL with a .352 AVG (147-for-418) against RHP...Had the majors' top road AVG at .353 (97-for-275).

🔥 Was the 10th SS in ML history (5th in NL) to win a batting title, marking the 19th time overall a SS accomplished the feat...Was the 1st NL SS to win the title since Dick Groat in 1960 (source: Elias).

🔥 Hit his 1st career grand slam on Opening Day vs. WSH off Steven Shell...Was the 3rd Marlin in club history to hit an Opening Day grand slam...Also hit grand slams on 6/23 and 6/25, both vs. BAL.

🔥 Drove in a run in 10 straight games from 6/21-7/1 to set a new club record...Was the 1st NL SS ever with 10 consecutive games with an RBI.

🔥 Served as the leadoff hitter for the NL in the All-Star Game on 7/14 in STL (0-for-3).

🔥 With his HR on 9/6, became the 4th-fastest SS (595 games) to reach 100 HR.

2008: Hit a career-high 33 HR and batted .301 with 35 SB for the Marlins...Named Marlins MVP by the South Florida chapter of the BBWAA.

🔥 Marked his 3rd straight season with at least 30 SB...Became the 4th SS ever to have a 30-HR/30-SB season, along with PHI's Jimmy Rollins in 2007, SEA's Alex Rodriguez in 1998, and CIN's Barry Larkin in 1996.

🔥 Combined with Mike Jacobs (32) and Dan Uggla (32) to become only the 2nd infield trio in MLB history to each record 30+ HR in the same season, joining the 2001 A's (Jason Giambi-38, Eric Chavez-32, Miguel Tejada-31).

🔥 Led the NL with 125 runs scored.

🔥 Received his 1st career All-Star nod, voted in as the starting NL SS...Became the 1st Marlin to start the season with the team and be elected a starter (Gary Sheffield was voted a starter in 1993 after a late-June trade from SD).

🔥 Named NL Player of the Month for June...Led the NL in runs (27), HR (10), and total bases (72) for the month.

🔥 Hit game-tying homers in the 9th inning on 6/29 vs. ARI and 6/30 vs. WSH, with FLA going on to win both games...Was the 1st player to hit a game-tying HR in the 9th on consecutive days since MIN's Gary Gaetti from 5/17-18/89.

🔥 Collected the only Marlins hit, a HR, on 6/26 vs. TB.

🔥 Recorded his 500th career hit on 7/4 at COL, becoming the fastest Marlin to reach 500 hits (397 games), breaking Juan Pierre's previous record of 398 games.

2007: Ranked T-2nd in the NL with 212 hits, 2nd-most in Marlins history (Juan Pierre, 221 in 2004)...Hit .332 and ranked 3rd in the NL with 51 SB, matching his 2006 total.

🔥 Named Marlins MVP by the South Florida chapter of the BBWAA.

🔥 Established a single-season club record and ranked 2nd in the NL with 125 runs scored.

🔥 Had 81 XBH as a SS while PHI's Jimmy Rollins had 88...Prior to 2007, the only NL player with 81+ XBH as a SS was Ernie Banks, who did it in 1955 (82) and 1958 (81).

🔥 Batted .399 (59-for-148) vs. LHP (3rd-highest in NL).

🔥 Went 4-for-4 with 2 2B and a SB on 4/2 at WSH, becoming the 3rd player in 50 years to have 4+ hits and score 4+ runs in a 9-inning season opener.

🔥 Hit .424 (36-for-85) with 6 HR and 21 RBI in 22 games in July...Hit 1st career pinch-hit HR on 7/3 at SD.

2006: Named NL Rookie of the Year in 1st full ML season and 1st season with the Marlins.

🔥 Led ML rookies in AVG (.292), hits (185), 3B (11), XBH (74), runs (119), and SB (51) in 158 games.

🔥 His 185 hits were the most by an NL rookie since Albert Pujols (194 in 2001)...Since 1956, only 3 NL rookies had scored more runs: CIN's Vada Pinson (131, 1959), PHI's Dick Allen (125, 1964) & CIN's Frank Robinson (122, 1956).

🔥 His 46 2B were the 6th-most by a rookie in ML history.

🔥 Became the 5th ML player since 1900 to hit 45+ doubles and have 50+ SB, joining DET's Ty Cobb (47 2B, 83 SB in 1911), BOS' Tris Speaker (53 2B, 52 SB in 1912), STL's Lou Brock (46 2B, 62 SB in 1968), and HOU's Craig Biggio (51 2B, 50 SB in 1998).

🔥 Was the 1st NL rookie to score 110+ runs with 50+ SB...Joined SEA's Ichiro Suzuki (127 R, 56 SB in 2001) as the only rookies since 1900 with 115+ runs and 50+ SB.

Hanley Ramirez, Continued

👉 Became the 2nd NL rookie to hit 17 HR while playing 100+ games at SS (also CHC's Ernie Banks, 19 HR in 1954).
👉 Hit 7 leadoff HR, tying BOS' Nomar Garciaparra (1997) for the ML record by a rookie...Established an NL rookie record with his 6th leadoff HR on 9/24 at PHI.

👉 Became the 2nd ML rookie to hit 10+ HR and steal 50+ bases, joining PHI's Juan Samuel (15 HR, 72 SB in 1984).

👉 Joined Garciaparra (30 HR, 122 R in 1997) as the only rookie SS ever with at least 15 HR and 100 runs scored.

👉 Was the 1st Marlins player to record double-digit totals in 3B (11), HR (17), and SB (51), and the 1st ML rookie to do so since Jimmy Rollins in 2001 (12 3B, 14 HR, 46 SB).

👉 Joined Dan Uggla (105 R) to become the 2nd pair of rookie teammates ever to score 100+ runs each, along with DET's Dale Alexander (110) and Roy Johnson (128) in 1929.

👉 Was the Marlins' Opening Day SS on 4/3 at HOU, his 1st ever start...Recorded his 1st ML hit with a single in the 1st inning off Roy Oswalt.

👉 Slugged his 1st big league HR off Eric Milton on 4/18 at CIN...Homered in his first 2 AB of that game in the 1st and 2nd innings.

👉 With 43 hits in September, was the 1st rookie since BOS' Dave Stapleton in 1980 to lead ML in that month.

2005: Spent a majority of the season with Double-A Portland in his final season in the BOS organization...Led the team in SB (26).

👉 Recalled by the Red Sox on 9/19 and made his ML debut on 9/20 at TB as a defensive replacement.

👉 Following the season, ranked by *Baseball America* as Boston's top prospect for a 3rd straight season.

👉 On 11/24, traded to FLA along with RHPs Jesus Delgado, Harvey Garcia, and Anibal Sanchez in exchange for 3B Mike Lowell and RHPs Josh Beckett and Guillermo Mota.

2004: Spent most of the season with High-A Sarasota and Double-A Portland...Also played 6 games for the Rookie-level Gulf Coast League Red Sox, combining for a .314 AVG (122-for-388).

👉 Earned Player of the Year honors for Sarasota and was a Florida State League mid-season All-Star.

👉 Following the season, ranked by *Baseball America* as the Red Sox' No. 1 prospect.

2003: Ranked 5th in the South Atlantic League with 36 SB...After the season, ranked by *Baseball America* as the Red Sox' top prospect.

2002: Combined to hit .352 (92-for-261) between the Rookie-level Gulf Coast League Red Sox and Short-A Lowell.

👉 Led the GCL in SLG (.555), was 2nd in AVG (.341), and T-3rd in HR (6)...Selected as a GCL All-Star and to *Baseball America*'s Rookie League All-Star Team.

👉 Named Lowell's Player of the Year after hitting .371 with 19 RBI in 22 games following his 8/10 promotion.

2001: Named the Red Sox' Dominican Summer League Player of the Year in his pro debut.

Personal

👉 Full name is Hanley Ramirez.

👉 Signed by Levy Ochoa (Red Sox).

👉 Married to Elizabeth and has 3 children: sons Hanley Jr. and Hansel, and daughter Hailey.

👉 Attended Adbentista High School in the DR.

In the Community

👉 Started the "Hanley's Heavy Hitters" program in 2016, purchasing tickets for Boston-area children once per month and meeting them during batting practice.

👉 Attended Red Sox Winter Weekend in 2015, 2016, and 2018, signing autographs, posing for pictures with fans, and taking part in panel discussions.

👉 Participates in events that benefit the Red Sox Foundation, including Casino Night and Picnic in the Park.

👉 Has met with Jimmy Fund patients at JetBlue Park and at Fenway Park.

👉 Took part in a youth clinic at the Mercedes Baseball Academy in Lawrence, MA, in August 2017.

👉 In April 2017, helped celebrate Needham Little League Opening Day at DeFazio Park in Needham, MA, by throwing out the 1st pitch and visiting with the community.

👉 Has worked closely with the Ministry-of-Giving non-profit organization in Weston, FL...Through their combined efforts, has assisted children in Santo Domingo and Samana in the Dominican Republic by donating school supplies to students in need, and distributing toys to underprivileged children on the Three Kings Day holiday.

Hanley Ramirez's Career Record

| YEAR | CLUB | AVG | G | AB | R | H | 2B | 3B | HR | RBI | SH | SF | HB | BB | SO | SB | CS | E |
|----------------------------|----------------|-------------|-------------|-------------|-------------|-------------|------------|-----------|------------|------------|-----------|-----------|-----------|------------|-------------|------------|-----------|------------|
| 2001 | DSL Red Sox | .345 | 54 | 197 | 32 | 68 | 18 | 2 | 5 | 34 | 0 | 3 | 4 | 15 | 22 | 13 | 4 | - |
| 2002 | GCL Red Sox | .341 | 45 | 164 | 29 | 56 | 11 | 3 | 6 | 26 | 0 | 2 | 2 | 16 | 15 | 8 | 6 | 20 |
| | Lowell | .371 | 22 | 97 | 17 | 36 | 9 | 2 | 1 | 19 | 0 | 2 | 2 | 4 | 14 | 4 | 3 | 7 |
| 2003 | Augusta | .275 | 111 | 422 | 69 | 116 | 24 | 3 | 8 | 50 | 5 | 3 | 2 | 32 | 73 | 36 | 13 | 36 |
| 2004 | GCL Red Sox | .400 | 6 | 20 | 5 | 8 | 0 | 1 | 0 | 7 | 0 | 2 | 2 | 2 | 3 | 1 | 0 | 3 |
| | Sarasota | .310 | 62 | 239 | 33 | 74 | 8 | 4 | 1 | 24 | 2 | 1 | 4 | 17 | 39 | 12 | 7 | 16 |
| | Portland | .310 | 32 | 129 | 26 | 40 | 7 | 2 | 5 | 15 | 0 | 0 | 0 | 10 | 26 | 12 | 3 | 3 |
| 2005 | Portland | .271 | 122 | 465 | 66 | 126 | 21 | 7 | 6 | 52 | 5 | 3 | 7 | 39 | 62 | 26 | 13 | 22 |
| | BOSTON | .000 | 2 | 2 | 0 | 0 | 0 | 0 | 0 | 0 | 0 | 0 | 0 | 0 | 2 | 0 | 0 | 0 |
| 2006 | FLORIDA | .292 | 158 | 633 | 119 | 185 | 46 | 11 | 17 | 59 | 5 | 2 | 4 | 56 | 128 | 51 | 15 | 26 |
| 2007 | FLORIDA | .332 | 154 | 639 | 125 | 212 | 48 | 6 | 29 | 81 | 4 | 4 | 7 | 52 | 95 | 51 | 14 | 24 |
| 2008 | FLORIDA | .301 | 153 | 589 | 125 | 177 | 34 | 4 | 33 | 67 | 0 | 4 | 8 | 92 | 122 | 35 | 12 | 22 |
| 2009 | FLORIDA | .342 | 151 | 576 | 101 | 197 | 42 | 1 | 24 | 106 | 1 | 5 | 9 | 61 | 101 | 27 | 8 | 10 |
| 2010 | FLORIDA | .300 | 142 | 543 | 92 | 163 | 28 | 2 | 21 | 76 | 0 | 5 | 7 | 64 | 93 | 32 | 10 | 16 |
| 2011 | Jupiter | .476 | 6 | 21 | 6 | 10 | 1 | 1 | 0 | 4 | 0 | 0 | 0 | 1 | 2 | 1 | 0 | 1 |
| | FLORIDA | .243 | 92 | 338 | 55 | 82 | 16 | 0 | 10 | 45 | 1 | 0 | 2 | 44 | 66 | 20 | 10 | 14 |
| 2012 | MIAMI | .246 | 93 | 353 | 49 | 87 | 18 | 2 | 14 | 48 | 0 | 2 | 3 | 37 | 72 | 14 | 4 | 9 |
| | LOS ANGELES-NL | .271 | 64 | 251 | 30 | 68 | 11 | 2 | 10 | 44 | 0 | 1 | 3 | 17 | 60 | 7 | 3 | 6 |
| 2013 | Rancho Cuca. | .333 | 5 | 15 | 1 | 5 | 2 | 0 | 0 | 6 | 0 | 1 | 0 | 1 | 3 | 0 | 0 | 0 |
| | LOS ANGELES-NL | .345 | 86 | 304 | 62 | 105 | 25 | 2 | 20 | 57 | 0 | 2 | 3 | 27 | 52 | 10 | 2 | 13 |
| 2014 | LOS ANGELES-NL | .283 | 128 | 449 | 64 | 127 | 35 | 0 | 13 | 71 | 0 | 1 | 6 | 56 | 84 | 14 | 5 | 16 |
| 2015 | BOSTON | .249 | 105 | 401 | 59 | 100 | 12 | 1 | 19 | 53 | 0 | 4 | 4 | 21 | 71 | 6 | 3 | 4 |
| 2016 | BOSTON | .286 | 147 | 549 | 81 | 157 | 28 | 1 | 30 | 111 | 0 | 4 | 7 | 60 | 120 | 9 | 3 | 4 |
| 2017 | BOSTON | .242 | 133 | 496 | 58 | 120 | 24 | 0 | 23 | 62 | 0 | 0 | 6 | 51 | 116 | 1 | 3 | 0 |
| Major League Totals | | .291 | 1608 | 6123 | 1020 | 1780 | 367 | 32 | 263 | 880 | 11 | 34 | 69 | 638 | 1182 | 277 | 92 | 164 |
| Minor League Totals | | .305 | 465 | 1769 | 284 | 539 | 101 | 25 | 32 | 237 | 12 | 17 | 23 | 137 | 259 | 113 | 49 | 108 |
| Red Sox Totals | | .260 | 387 | 1448 | 198 | 377 | 64 | 2 | 72 | 226 | 0 | 8 | 17 | 132 | 309 | 16 | 9 | 8 |

Hanley Ramirez

- 2000 Signed by the Boston Red Sox as an international free agent, 7/2
- 2005 Acquired by the Florida Marlins with RHPs Harvey Garcia, Anibal Sanchez, and Jesus Delgado in exchange for RHP Josh Beckett, INF Mike Lowell and RHP Guillermo Mota, 11/24
- 2011 On disabled list with a strained left lower back, 5/30-6/13
- 2011 On disabled list with a sprained left shoulder, 8/3 through remainder of season
- 2012 Acquired by the Los Angeles Dodgers with LHP Randy Choate in exchange for RHPs Nathan Eovaldi and Scott McGough, 7/25
- 2013 On disabled list recovering from right thumb surgery, 3/22-4/29
- 2013 On disabled list with a left hamstring strain, 5/4-6/3
- 2014 Signed by the Boston Red Sox as a free agent, 11/25
- 2015 On disabled list with right shoulder inflammation, 8/27 through remainder of season

Additional Batting Statistics

| YEAR | CLUB | OBP | SLG | OPS | TB | GDP |
|----------------------------|----------------|-------------|-------------|-------------|-------------|------------|
| 2005 | BOSTON | .000 | .000 | .000 | 0 | 0 |
| 2006 | FLORIDA | .353 | .480 | .833 | 304 | 7 |
| 2007 | FLORIDA | .386 | .562 | .948 | 359 | 10 |
| 2008 | FLORIDA | .400 | .540 | .940 | 318 | 5 |
| 2009 | FLORIDA | .410 | .543 | .954 | 313 | 9 |
| 2010 | FLORIDA | .378 | .475 | .853 | 258 | 14 |
| 2011 | FLORIDA | .333 | .379 | .712 | 128 | 6 |
| 2012 | MIAMI | .322 | .428 | .749 | 151 | 11 |
| | LOS ANGELES-NL | .324 | .450 | .774 | 113 | 6 |
| 2013 | LOS ANGELES-NL | .402 | .638 | 1.040 | 194 | 5 |
| 2014 | LOS ANGELES-NL | .369 | .448 | .817 | 201 | 10 |
| 2015 | BOSTON | .291 | .426 | .717 | 171 | 11 |
| 2016 | BOSTON | .361 | .505 | .866 | 277 | 17 |
| 2017 | BOSTON | .320 | .429 | .750 | 213 | 15 |
| Major League Totals | | .362 | .490 | .852 | 3000 | 126 |

Postseason Record

| YEAR | CLUB | AVG | G | AB | R | H | 2B | 3B | HR | RBI | SH | SF | HB | BB | SO | SB | CS | E |
|------|------|------|----|----|---|----|----|----|----|-----|----|----|----|----|----|----|----|---|
| | | .380 | 20 | 71 | 9 | 27 | 9 | 1 | 1 | 14 | 0 | 0 | 2 | 7 | 13 | 2 | 0 | 0 |

Division Series Record

| YEAR | CLUB | AVG | G | AB | R | H | 2B | 3B | HR | RBI | SH | SF | HB | BB | SO | SB | CS | E |
|-------------------------------|-------------|-------------|-----------|-----------|----------|-----------|----------|----------|----------|-----------|----------|----------|----------|----------|----------|----------|----------|----------|
| 2013 | LAD vs. ATL | .500 | 4 | 16 | 4 | 8 | 4 | 1 | 1 | 6 | 0 | 0 | 0 | 2 | 2 | 1 | 0 | 0 |
| 2014 | LAD vs. STL | .429 | 4 | 14 | 2 | 6 | 1 | 0 | 0 | 2 | 0 | 0 | 1 | 1 | 0 | 1 | 0 | 0 |
| 2016 | BOS vs. CLE | .250 | 3 | 12 | 0 | 3 | 2 | 0 | 0 | 2 | 0 | 0 | 0 | 4 | 0 | 0 | 0 | 0 |
| 2017 | BOS vs. HOU | .571 | 4 | 14 | 2 | 8 | 2 | 0 | 0 | 3 | 0 | 0 | 0 | 1 | 2 | 0 | 0 | 0 |
| Division Series Totals | | .446 | 15 | 56 | 8 | 25 | 9 | 1 | 1 | 13 | 0 | 0 | 1 | 4 | 8 | 2 | 0 | 0 |

League Championship Series Record

| YEAR | CLUB | AVG | G | AB | R | H | 2B | 3B | HR | RBI | SH | SF | HB | BB | SO | SB | CS | E |
|------|-------------|------|---|----|---|---|----|----|----|-----|----|----|----|----|----|----|----|---|
| 2013 | LAD vs. STL | .133 | 5 | 15 | 1 | 2 | 0 | 0 | 0 | 1 | 0 | 0 | 1 | 3 | 5 | 0 | 0 | 0 |

Hanley Ramirez, Continued

All-Star Game Record

| YEAR | CLUB | AVG | G | AB | R | H | 2B | 3B | HR | RBI | SH | SF | HB | BB | SO | SB | CS | E |
|-----------------------------|-----------|-------------|----------|----------|----------|----------|----------|----------|----------|----------|----------|----------|----------|----------|----------|----------|----------|----------|
| 2008 | NL at NYY | .667 | 1 | 3 | 1 | 2 | 0 | 0 | 0 | 0 | 0 | 0 | 0 | 0 | 1 | 0 | 0 | 1 |
| 2009 | NL at STL | .000 | 1 | 3 | 0 | 0 | 0 | 0 | 0 | 0 | 0 | 0 | 0 | 0 | 0 | 0 | 0 | 0 |
| 2010 | NL at LAA | .000 | 1 | 3 | 0 | 0 | 0 | 0 | 0 | 0 | 0 | 0 | 0 | 0 | 0 | 0 | 0 | 0 |
| All-Star Game Totals | | .222 | 3 | 9 | 1 | 2 | 0 | 0 | 0 | 0 | 0 | 0 | 0 | 0 | 1 | 0 | 0 | 1 |

World Baseball Classic Record

| YEAR | CLUB | AVG | G | AB | R | H | 2B | 3B | HR | RBI | SH | SF | HB | BB | SO | SB | CS | E |
|-------------------|----------------|-------------|-----------|-----------|----------|----------|----------|----------|----------|----------|----------|----------|----------|----------|----------|----------|----------|----------|
| 2009 | Dominican Rep. | .222 | 3 | 9 | 0 | 2 | 0 | 0 | 0 | 1 | 0 | 1 | 0 | 2 | 1 | 0 | 0 | 1 |
| 2013 | Dominican Rep. | .227 | 8 | 22 | 3 | 5 | 0 | 0 | 2 | 3 | 0 | 1 | 0 | 7 | 2 | 0 | 2 | 0 |
| WBC Totals | | .226 | 11 | 31 | 3 | 7 | 0 | 0 | 2 | 4 | 0 | 2 | 0 | 9 | 3 | 0 | 2 | 1 |

Career Fielding Record

| YEAR | CLUB | POS | PCT. | G | GS | PO | A | E | TC | DP |
|----------------------|----------------|-----------|-------------|-------------|-------------|-------------|-------------|------------|-------------|------------|
| 2005 | BOSTON | SS | 1.000 | 2 | 0 | 0 | 1 | 0 | 1 | 0 |
| 2006 | FLORIDA | SS | .963 | 154 | 153 | 258 | 411 | 26 | 695 | 111 |
| 2007 | FLORIDA | SS | .963 | 151 | 150 | 225 | 392 | 24 | 641 | 98 |
| 2008 | FLORIDA | SS | .967 | 150 | 150 | 236 | 401 | 22 | 659 | 89 |
| 2009 | FLORIDA | SS | .983 | 146 | 144 | 221 | 349 | 10 | 580 | 77 |
| 2010 | FLORIDA | SS | .971 | 140 | 140 | 200 | 342 | 16 | 558 | 78 |
| 2011 | FLORIDA | SS | .957 | 86 | 86 | 127 | 188 | 14 | 329 | 38 |
| 2012 | MIAMI | 3B | .954 | 90 | 89 | 66 | 122 | 9 | 197 | 20 |
| | LOS ANGELES-NL | 3B | 1.000 | 8 | 8 | 3 | 15 | 0 | 18 | 0 |
| | | SS | .974 | 57 | 56 | 72 | 150 | 6 | 228 | 35 |
| 2013 | LOS ANGELES-NL | SS | .960 | 76 | 75 | 105 | 210 | 13 | 328 | 43 |
| 2014 | LOS ANGELES-NL | SS | .961 | 115 | 115 | 148 | 246 | 16 | 410 | 53 |
| 2015 | BOSTON | OF | .969 | 92 | 92 | 120 | 3 | 4 | 127 | 1 |
| | | 3B | --- | 1 | 0 | 0 | 0 | 0 | 0 | 0 |
| 2016 | BOSTON | 1B | .996 | 133 | 133 | 1000 | 39 | 4 | 1043 | 100 |
| 2017 | BOSTON | 1B | 1.000 | 18 | 17 | 119 | 6 | 0 | 125 | 12 |
| Career Totals | | 1B | .997 | 151 | 150 | 1119 | 45 | 4 | 1168 | 112 |
| | | 3B | .958 | 99 | 97 | 69 | 137 | 9 | 215 | 20 |
| | | SS | .967 | 1077 | 1069 | 1592 | 2690 | 147 | 4429 | 622 |
| | | OF | .969 | 92 | 92 | 120 | 3 | 4 | 127 | 1 |

Career Single-Game Highs

| | |
|-----------------------|----------------------------------|
| HITS | 5, 7/10/08 at LAD |
| DOUBLES | 3, 4 times, last 7/16/11 at CHC |
| HOME RUNS | 3, 7/20/16 vs. SF |
| RBI | 6, 2 times, last 8/12/16 vs. ARI |
| RUNS SCORED | 4, 3 times, last 5/31/14 vs. PIT |
| WALKS | 4, 2 times, last 5/7/17 at MIN |
| STRIKEOUTS | 4, 2 times, last 8/23/17 at CLE |
| STOLEN BASES | 3, 2 times, last 9/15/07 at COL |
| HITTING STREAK | 19, 6/19-7/8/13 |
| EJECTIONS | None |

Home Run Notes

MULTI-HOME RUN GAMES (22)

3-HOME RUN GAMES (1)

7/20/16 vs. SF

2-HOME RUN GAMES (21)

4/18/06 at CIN; 9/27/06 vs. CIN; 7/6/07 at LAD; 9/11/07 vs. WAS; 4/20/08 vs. WAS; 6/4/08 at ATL; 6/8/08 vs. CIN; 9/17/08 vs. HOU; 5/7/09 vs. ATL; 5/2/10 vs. WAS; 7/2/11 at TEX; 6/2/12 at PHI; 8/18/12 at ATL; 9/19/13 at ARI; 4/6/14 vs. SF; 5/31/14 vs. PIT; 4/6/15 at PHI; 4/26/15 at BAL; 8/12/16 vs. ARI; 9/18/16 vs. NYY; 5/21/17 vs. BAL

GRAND SLAMS (7)

4/6/09 vs. WSH off Steven Shell; 6/23/09 vs. BAL off Danys Baez; 6/25/09 vs. BAL off Chris Ray; 6/29/10 vs. NYM off Hisanori Takahashi; 7/12/11 at TEX off Derek Holland; 4/6/15 at PHI off Jake Diekmann; 8/31/16 vs. TB off Drew Smyly

PINCH-HIT HOME RUNS (1)

7/3/07 at SD off Greg Maddux

EXTRA-INNING HOME RUNS (5)

7/10/08 at LAD off Brian Falkenberg (11th); 7/27/12 for LAD at SF off Sergio Romo (10th); 7/10/13 at ARI off Josh Collmenter (14th); 8/2/14 vs. CHC off Blake Parker (12th); 7/18/17 vs. TOR (15th)

GAME-ENDING HOME RUNS (3)

8/2/14 vs. CHC off Blake Parker; 9/15/16 vs. NYY off Dellin Betances; 7/18/17 vs. TOR off Mike Bolsinger

INSIDE-THE-PARK HOME RUNS (1)


9/27/06 vs. CIN off Todd Coffey

LEADOFF HOME RUNS (25)

4/18/06 at CIN off Eric Milton; 7/2/06 vs. BOS off Jon Lester; 7/17/06 vs. WSH off Tony Armas; 7/18/06 vs. WSH off Mike O'Connor; 8/22/06 vs. WSH off Jason Bergmann; 9/24/06 at PHI off Jamie Moyer; 9/27/06 vs. CIN off Chris Michalak; 4/17/07 at HOU off Roy Oswalt; 7/6/07 at LAD off Chad Billingsley; 8/4/07 vs. HOU off Jason Jennings; 8/7/07 at PHI off Jamie Moyer; 8/12/07 at NYM off Oliver Perez; 8/18/07 vs. SF off Matt Cain; 9/8/07 at PHI off John Ennis; 9/11/07 vs. WSH off Mike Bacsik; 4/5/08 vs. PIT off Paul Maholm; 4/23/08 at ATL off Jeff Bennett; 4/26/08 at MIL off Carlos Villanueva; 6/5/08 at ATL off Jair Jurrjens; 6/10/08 vs. PHI off Brett Myers; 7/4/08 at COL off Greg Reynolds; 8/16/08 vs. CHC off Sean Marshall; 9/17/08 vs. HOU off Brandon Backe; 9/24/08 at WSH off Tim Redding; 8/7/10 vs. STL off Jake Westbrook

89 AUSTIN REI

CATCHER



Bats: Right • **Throws:** Right • **Height:** 6-0 • **Weight:** 202

Opening Day Age: 24 • **MLB Service:** None

Born: 10/27/1993 in Berkeley, CA

Resides: Fort Myers, FL

Acquired: Selected in the 3rd round of the 2015 June Draft

Contract Status: Signed through 2018

Non-Roster Invitee

Career Highlights

🔥 Enters his 4th professional season, his 1st in Major League Spring Training camp.

🔥 Ranked by *Baseball America* as the best defensive catcher in the Red Sox minor league system.

🔥 Named the Red Sox' Minor League Defensive Player of the Year in 2017.

🔥 In 200 minor league games (197 starts) at catcher, has thrown out 80 of 213 attempted base stealers (37.6%).

🔥 Named a 2016 South Atlantic League mid-season All-Star with Single-A Greenville.

2017: Named Red Sox Minor League Defensive Player of the Year...Spent the entire season with High-A Salem, appearing in a career-high 95 games.

🔥 Finished in a tie for the Carolina League lead in games caught (88).

🔥 Threw out 40.4% of attempted base stealers (40-for-99), the league's 2nd-best rate.

🔥 Ranked 6th in the league with a career-best 30 2B, also setting career highs with 71 hits and 38 RBI.

🔥 Hit .311 (19-for-61) with 10 2B, HR, and 9 RBI over his first 17 games.

🔥 Doubled in 6 consecutive contests from 4/9-17, totaling 7 2B during that span.

🔥 Hit safely in a season-long 9 straight games from 4/7-18, batting .387 (12-for-31).

🔥 Had a season-high 4 RBI on 7/21 at Winston-Salem.

2016: Spent the entire season with Single-A Greenville...Named a South Atlantic League mid-season All-Star.

🔥 Threw out 31 of 78 attempted base stealers (39.7%).

🔥 Provided the South Division's only run with an 8th-inning solo HR in the SAL All-Star Game on 6/21 (L, 2-1).

🔥 Named Red Sox Minor League Defensive Player of the Month for July.

2015: Started 31 games at catcher and 3 at DH for Short-A Lowell in his pro debut.

🔥 Recorded only 1 passed ball in 261.0 innings.

🔥 Following the season, rated by *Baseball America* as the Red Sox' No. 31 prospect and the Sox' best defensive player in the 2015 June Draft.

Personal

🔥 Full name is Austin John Rei.

🔥 Last name is pronounced "RYE" (like "sky").

🔥 Signed by Chris Pritchett (Red Sox).

🔥 Played 3 seasons at the University of Washington... Led the team in AVG (.330), OBP (.445), and SLG (.681) as a junior in 2015.

🔥 Graduated from Campolindo (CA) High School, winning the 2012 CIF North Coast Section Championship at the Oakland Coliseum.

🔥 Selected by MIN in the 37th round of the 2012 June Draft, but did not sign.

🔥 His uncle, Fran Mullins, was an infielder for the White Sox (1980), Giants (1984), and Indians (1986), appearing in 106 ML games.

Austin Rei's Career Record

| YEAR | CLUB | AVG | G | AB | R | H | 2B | 3B | HR | RBI | SH | SF | HB | BB | SO | SB | CS | E |
|----------------------------|------------|-------------|------------|------------|------------|------------|-----------|----------|-----------|-----------|----------|----------|-----------|-----------|------------|----------|----------|-----------|
| 2015 | Lowell | .179 | 34 | 112 | 14 | 20 | 5 | 1 | 2 | 12 | 0 | 1 | 6 | 11 | 39 | 1 | 0 | 5 |
| 2016 | Greenville | .212 | 91 | 311 | 50 | 66 | 13 | 1 | 6 | 33 | 0 | 2 | 15 | 41 | 82 | 1 | 4 | 5 |
| 2017 | Salem | .223 | 95 | 319 | 41 | 71 | 30 | 0 | 3 | 38 | 0 | 2 | 13 | 39 | 96 | 3 | 5 | 10 |
| Minor League Totals | | .212 | 220 | 742 | 105 | 157 | 48 | 2 | 11 | 83 | 0 | 5 | 34 | 91 | 217 | 5 | 9 | 20 |

2006 Selected by the Minnesota Twins in the 37th round of the June Draft (did not sign)

2009 Signed by the Boston Red Sox as a 3rd-round selection in the June Draft

Austin Rei

57 EDUARDO RODRIGUEZ

LHP



Bats: Left • **Throws:** Left • **Height:** 6-2 • **Weight:** 205
Opening Day Age: 24 • **MLB Service:** 2 years, 130 days
Born: 4/7/1993 in Valencia, Carabobo, VZ
Resides: Miami, FL
Acquired: From Baltimore in exchange for LHP Andrew Miller on 7/31/2014
Contract Status: Signed through 2018

Career Highlights

- 🔥 Entering his 4th full season in the BOS organization.
- 🔥 Spent the first 4+ years of his pro career in BAL's system (2010-14), but made his ML debut with BOS.
- 🔥 Joins Rick Porcello as the only pitchers to make 20+ starts for BOS in each of the last 3 seasons.
- 🔥 Has increased his SO/9.0 IP ratio from each ML season to the next: 7.25 (2015), 8.41 (2016), 9.83 (2017).
- 🔥 Averaged 8.56 SO/9.0 IP from 2015-17, the 2nd-highest rate by a Red Sox pitcher within their first 3 ML seasons (min. 200.0 IP), behind Dick Radatz (10.59) and ahead of Daisuke Matsuzaka (8.53) and Roger Clemens (8.12).
- 🔥 Is 18-3 with a 1.99 ERA in 34 career starts when pitching at least 6.0 innings (221.1 IP, 49 ER).
- 🔥 Is 16-2 with a 3.07 ERA (51 ER/149.2 IP) when receiving at least 4 runs of support (24 starts).
- 🔥 Posted a 3.44 ERA (36 ER/97.0 IP) as a visitor in AL East ballparks from 2015-17.
- 🔥 Honored as the Boston BBWAA's 2015 Red Sox Pitcher of the Year and Red Sox Rookie of the Year.
- 🔥 Lost a no-hitter with 2 outs in the 8th inning on 9/4/16 at OAK (Marcus Semien single)...Finished with 1 hit allowed over 8.0 scoreless innings.
- 🔥 Struck out a career-high 13 hitters on 9/25/16 at TB...Struck out his final 6 batters faced, combining with Heath Hembree (5 straight SO) to set a ML team record by striking out 11 consecutive batters.
- 🔥 From 2015-17, made 7 starts in which he struck out 8+ batters and recorded 16 or fewer outs.
- 🔥 Had a 0.44 ERA (1 ER/20.2 IP) after his first 3 ML starts, allowing 8 hits total while striking out 21... According to Elias, was the 1st pitcher in baseball history to go at least 6.0 IP while allowing no more than 1 run or 3 hits in each of his first 3 ML games.

2017: Set career highs in appearances (25), starts (24), innings (137.1), and strikeouts (150), going 6-7 with a 4.19 ERA (64 ER).

- 🔥 Prior to the season, named to Venezuela's roster as a designated pool pitcher in the World Baseball Classic.
- 🔥 Made his 1st career Opening Day roster in his 3rd full season in the Red Sox organization.
- 🔥 In 6 Interleague starts, went 2-0 with a 2.72 ERA (11 ER/36.1 IP) and .217 opponent AVG (28-for-129).
- 🔥 Held RHH to a .230 AVG (97-for-421), the 4th-lowest mark among AL lefties.
- 🔥 Faced 42 RHH without allowing a hit from the 1st inning on 4/13 vs. PIT through the 1st inning on 4/30 vs. CHC (0-for-35, 7 BB, 14 SO).

RODRIGUEZ'S SCORELESS STARTS IN 2017

| Game | Starts |
|--------------|-------------------------|
| 4/23 at BAL | 6.0 IP, 1 H, 5 BB, 7 SO |
| 5/26 vs. SEA | 6.0 IP, 5 H, 3 BB, 4 SO |
| 8/11 at NYY | 6.0 IP, 2 H, 2 BB, 7 SO |
| 9/23 at CIN | 7.2 IP, 3 H, 2 BB, 6 SO |

- 🔥 Made 4 scoreless starts, trailing only Chris Sale (10) for the most by a Red Sox pitcher in 2017.
- 🔥 His 4 scoreless starts with 6.0+ IP were the most by a Red Sox 24 or younger since Jon Lester's 7 in 2008.
- 🔥 Went 4-1 with a 2.77 ERA (17 ER/55.1 IP) and a .209 opponent AVG in his first 10 starts through May.
- 🔥 The Red Sox won 7 of his first 10 starts.
- 🔥 Started the Sox' 4th game of the season on 4/8 at DET, his 1st career start in the month of April.
- 🔥 Made his 1st career relief appearance on 4/19 at TOR and retired all 3 batters faced in the 8th inning (2 SO).
- 🔥 After allowing 2 ER in the 1st inning on 4/13 vs. PIT, did not allow a run in his next 15.1 IP, ending in the 5th inning on 4/30 vs. CHC.
- 🔥 Won a career-high 4 consecutive decisions from 4/23-5/26, tossing a quality start in all 7 outings during the streak...Was his longest career streak of quality starts...Posted a 2.25 ERA (11 ER/44.0 IP) and a .204 opponent AVG (32-for-157) in that stretch.
- 🔥 Went 3-0 with a 2.81 ERA (10 ER/32.0 IP) over 5 road starts from 4/23-5/21...Limited opponents to a .195 AVG (22-for-113) in those games.
- 🔥 Carried a no-hitter into the 5th inning on 4/23 at BAL (W, 6.0 IP, H, 5 BB, 7 SO).
- 🔥 Tossed a career-high-tying 8.0 IP on 5/21 at OAK and earned the win, snapping a 3-game losing streak.
- 🔥 Placed on the 10-day disabled list (right knee subluxation) on 6/2, following his 11th start on 6/1 at BAL, and was not activated until after the All-Star break.
- 🔥 From the start of 2017 through 5/31, ranked among AL leaders in ERA (8th, 2.77), opponent AVG (6th, .209), opponent OPS (12th, .652), and WHIP (10th, 1.12).
- 🔥 Placed on the 10-day disabled list on 6/2 with a right knee subluxation...Made 1 rehab start with Double-A Portland and 2 with Triple-A Pawtucket.
- 🔥 Activated from the DL on 7/17 and made 14 more starts, going 2-5 with a 4.72 ERA (40 ER/76.1 IP).

I HEART NEW YORK

- 👉 Rodriguez is the only Red Sox pitcher ever to give up 2 or fewer ER in each of his first 5 career starts vs. NYY (since ER became an official stat in the AL in 1913).
- 👉 In 2015, Rodriguez became the 1st Red Sox LHP to defeat the Yankees 3 times in a season since Babe Ruth in 1917.
- 👉 Rodriguez is 1 of 4 pitchers in Yankee Stadium history (1923-pres.) to pitch 6.0+ innings and allow 2 runs or fewer in each of his first 4 starts at the venue as a visitor...The others are Rudy May (5 GS, 1965-70), Jim Merritt (5 GS, 1965-67), and Hank Aguirre (4 GS, 1960-63).

- 👉 On 8/11 at NYY, surrendered just 2 hits over 6.0 scoreless frames but did not factor into the decision.
- 👉 Went 2-1 with a 1.78 ERA (5 ER/25.1 IP) and a 0.99 WHIP in 4 starts from 9/5-23.
- 👉 Earned the win on 9/12 vs. OAK (6.0 IP, H, R, 4 BB, 9 SO), his 1st since 5/26 vs. SEA (11 starts in between).
- 👉 Threw 7.2 scoreless innings on 9/23 at CIN (3 H)...Did not allow a hit until there was 1 out in the 4th inning.

POSTSEASON: Made a relief appearance in Game 2 of the ALDS at HOU but did not record an out (H, 2 R, HBP).

- 👉 On 10/17, underwent a right knee patellofemoral ligament reconstruction...The procedure was performed by Dr. Andrews at the Andrews Institute in Pensacola.

2016: Made 20 starts in his 2nd ML season, missing the Sox' first 51 games on the disabled list.

- 👉 Posted a 3.24 ERA (28 ER/77.2 IP) with a .210 opponent AVG in his final 14 starts (beginning 7/15).
- 👉 Made 3 starts in which he struck out 8+ batters and recorded 16 or fewer outs.
- 👉 Among AL pitchers after the All-Star break (min. 75.0 IP), ranked 3rd in opponent AVG (.210), 8th in SO/9.0 IP (9.15), 11th in ERA (3.24), and 12th in WHIP (1.13).
- 👉 Surrendered 0.60 HR/9.0 IP in his final 11 starts (4 HR/60.0 IP), the AL's lowest mark from 8/1 on (min. 50.0 IP).
- 👉 In 8 road starts after the All-Star break, posted a 1.90 ERA (10 ER/47.1 IP)...Among ML starters on the road in the 2nd half (min. 30.0 IP), ranked 1st in opponent SLG (.256).
- 👉 Over 3 starts at BAL from 5/31-9/20, recorded a streak of 29 straight outs without allowing a hit (3 BB).
- 👉 Began the regular season on the 15-day DL with a right patella subluxation...Made 5 rehab starts with Triple-A Pawtucket from 4/28-5/24.
- 👉 Was returned from his rehab assignment and reinstated from the DL on 5/31...Earned the win at BAL that night, allowing 2 runs over 6.0 frames on just 89 pitches.
- 👉 Optioned to Pawtucket following his start on 6/27 at TB after allowing career highs in hits (11) and ER (tied, 9).
- 👉 Made 2 starts with the PawSox following the option.
- 👉 Recalled on 7/15 and allowed 3 or fewer runs in each of his next 7 starts (7/16-8/16, 2.52 ERA, 11 ER/39.1 IP).
- 👉 Earned the win at NYY on 7/16, allowing just 1 ER over 7.0 IP...Became the 1st Red Sox since 1913 to give up 2 or fewer ER in each of his first 5 career starts vs. NYY.

RODRIGUEZ'S FIRST 6 STARTS AGAINST THE YANKEES

| Game | Dec. | Stats |
|---|------|--------------|
| 7/11/15 vs. NYY | W | 6.1 IP, 2 ER |
| 8/6/15 at NYY | L | 7.0 IP, 2 ER |
| 8/31/15 vs. NYY | W | 5.0 IP, 1 ER |
| 9/28/15 at NYY | W | 6.0 IP, 1 ER |
| 7/16/16 at NYY | W | 7.0 IP, 1 ER |
| 8/11/16 vs. NYY | ND | 7.0 IP, 1 ER |
| Totals: 4-1, 1.88 ERA (8 ER/38.1 IP) | | |

- 👉 Extended that streak on 8/11 vs. NYY at Fenway (7.0 IP, 1 ER), becoming the 1st ML starter to limit the Yankees to 2 or fewer ER in each of his first 6 career starts vs. the club since Mike Garcia did so in his first 6 from 1949-51.
 - 👉 Allowed just 5 hits over 3 starts from 8/16-9/4, holding opposing hitters to a .088 AVG (5-f-57).
 - 👉 Held the Orioles hitless through 4.0 IP on 8/16 at Camden Yards before being removed from the game with left hamstring tightness (7 SO, 2 BB).
 - 👉 In 5 September starts, posted a 2.89 ERA (9 ER/28.0 IP) and a .192 opponent AVG (30 SO, 7 BB).
 - 👉 On 9/4 at OAK, did not allow a hit until surrendering an infield single to Marcus Semien with 2 outs in the 8th inning...Finished with 1 hit allowed over 8.0 scoreless innings...Was the 1st Sox starter to throw 8.0+ innings and allow 1 or 0 hits since Jon Lester on 5/3/14 vs. OAK.
 - 👉 Struck out 29 of 69 batters faced over his final 3 starts (16.2 IP, 15.7 SO/9.0 IP)...Struck out the side in 5 of his last 8 full innings.
 - 👉 Struck out a career-high 13 hitters on 9/25 at TB...Tied the highest strikeout total by any pitcher since 1913 in an outing of 5.1 IP or shorter (also Alex Cobb on 5/10/13 vs. SD and Zack Greinke on 9/25/12 vs. SEA).
 - 👉 His final 12 outs on 9/25 were SO, from the 2nd out of the 2nd inning to the 1st out of the 6th...Struck out his final 6 batters, combining with Heath Hembree (5 SO) to set a ML team record by striking out 11 consecutive batters.
 - 👉 The Sox set a single-game franchise record (since surpassed) with 23 SO on 9/25 (in 10 inn.), becoming the 5th team ever with 23+ SO in a game and the 1st to do so in 10 innings or fewer.
 - 👉 Following the season, made 4 starts for Magallanes in the Venezuelan Winter League.
- POSTSEASON:** Named to the Red Sox' ALDS roster, but did not appear in a game.
- 2015: Recalled by BOS in late May and made 21 starts as a 22-year-old in his debut ML season, going 10-6 with a 3.85 ERA (52 ER/121.2 IP).**
- 👉 Honored as the Boston BBWAA's Red Sox Pitcher of the Year and Red Sox Rookie of the Year in his 1st full season in the organization.
 - 👉 Went at least 5.0 IP and allowed 1 or 0 ER in 12 of his starts, tying for the most such starts through any player's first 21 career ML games since at least 1914 (also Stephen Strasburg, Matt Harvey, Dwight Gooden, and Cal Eldred), the most by a LHP.
 - 👉 Matched Dwight Gooden (1984) as the only pitchers with 12 such starts within their first 21 games, all in the same season.

Eduardo Rodriguez

Eduardo Rodriguez, Continued

23 AT THE TROP

The Red Sox used 5 pitchers in setting a single-game franchise record (since surpassed) with 23 SO on 9/25/16 at TB, a 10-inning, 3-2 Boston victory.

| Pitcher | IP | SO |
|--------------------------|------------|-----------|
| Eduardo Rodriguez | 5.1 | 13 |
| Heath Hembree | 1.2 | 5 |
| Matt Barnes | 0.1 | 1 |
| Fernando Abad | 0.0 | 0 |
| Joe Kelly | 2.2 | 4 |

- 🔥 His 21 starts were the most in a season by a Sox rookie since Daisuke Matsuzaka in 2007 (32), most by a left-handed Sox rookie since John Curtis in 1972 (21).
- 🔥 Posted an AL-best 1.87 ERA (17 ER/81.2 IP) in 13 night games, trailing only CHC's Jake Arrieta (1.51) among all major leaguers (min. 75.0 IP)...Had a 7.88 ERA (35 ER/40.0 IP) in 8 starts during the day.
- 🔥 Among Red Sox pitchers with at least 100.0 IP, ranked 1st with a .255 opponent AVG (120-for-471)...Finished 2nd among that group in ERA and WHIP (1.29), trailing only Clay Buchholz (3.26 ERA, 1.21 WHIP in 113.1 IP).
- 🔥 Led AL rookies in wins...Was the Sox' 1st left-handed rookie to reach double digits in wins since John Curtis in 1972 (11-8)...His 13 quality starts were the most by a lefty rookie with BOS since Hal Wiltse in 1926 (15).
- 🔥 Was the 1st Red Sox to win at least 10 games and post a sub-4.00 ERA before turning 23 since Mike Nagy in 1969...Was the 1st Red Sox LHP to do that since Babe Ruth in 3 straight years, 1915-17 (source: Elias).
- 🔥 Went 3-1 with a 2.22 ERA (6 ER/24.1 IP) in 4 starts against the Yankees...Was the 1st Red Sox pitcher to beat the Yankees 3 times in a season before turning 23 since Mike Nagy in 1969 (3-0), and the 1st Red Sox LHP to do it since Babe Ruth in 1917 (5-0).
- 🔥 Recalled from Triple-A Pawtucket on 5/28 and made ML debut that night at TEX (7.2 IP, 3 H, 0 R, 2 BB, 7 SO)...Became the 1st pitcher in Red Sox history to go at least 7.2 IP, allow no runs, give up 3 hits or less, and strike out as many as 7 batters in his ML debut.
- 🔥 Recorded the longest scoreless outing for a Red Sox in his ML debut since Billy Rohr on 4/14/67 at NYY (9.0 IP).
- 🔥 Was 22 years, 51 days old on 5/28, the youngest Red Sox left-hander to start and win his ML debut since Billy Rohr at 21 years old in 1967.
- 🔥 Was the youngest pitcher to make his ML debut as a starter for the Red Sox since Michael Bowden at 21 years old on 8/30/08 vs. CWS, the youngest Red Sox LHP to do it since Abe Alvarez at 21 years old on 7/22/04 vs. BAL.
- 🔥 Had a 0.44 ERA (1 ER/20.2 IP) after his first 3 starts, allowing 1 ER and 8 hits while striking out 21...According to Elias, was the 1st pitcher in baseball history to go at least 6.0 IP while allowing no more than 1 run or 3 hits in each of his first 3 ML games.
- 🔥 Elias also says he was the 1st pitcher to begin a career with 3 straight starts of 6.0+ IP, 7+ SO, and 1 ER or fewer since ER became an official stat (1912 in NL, 1913 in AL).

RODRIGUEZ'S NO-HIT BIDS

| Game | Hitless IP |
|----------------|------------|
| 8/16/16 at BAL | 4.0 |
| 9/4/16 at OAK | 7.2 |
| 9/20/16 at BAL | 4.2 |
| 4/23/17 at BAL | 4.0 |

- 🔥 Allowed 10 total ER over his last 7 starts beginning 8/18...His 2.08 ERA (43.1 IP) in that stretch ranked 2nd in the AL to CLE's Cody Anderson (1.66).
- 🔥 Began the year with 8 starts for Triple-A Pawtucket.
- 🔥 Following the season, ranked by *Baseball America* as the No. 5 prospect in the International League.
- 🔥 **2014: Acquired by the Red Sox at the trade deadline...Spent the regular season in the Double-A Eastern League between the Orioles' Bowie affiliate and Portland, going 6-8 with a 3.60 ERA (48 ER/120.0 IP) and 108 SO in 22 starts.**
- 🔥 Began the year making 16 starts with Bowie...On 7/31, was acquired by BOS in exchange for LHP Andrew Miller.
- 🔥 Allowed 4 total runs in his 6 regular season starts for Portland following the trade (0.96 ERA, 37.1 IP).
- 🔥 Won his Red Sox organizational debut on 8/3 vs. Trenton (5.1 IP, 1 R, 6 SO).
- 🔥 Allowed 3 runs (2 ER) with 6 SO over 6.2 IP in a play-off start for Portland in an eventual 6-3 win in Game 3 of the Eastern League Division Series vs. Binghamton.
- 🔥 Made his Triple-A debut in Game 4 of the Governors' Cup Finals at Durham and allowed 2 ER in 7.0 IP, a 4-3 PawSox win in 13 innings.
- 🔥 Following the season, recognized by *Baseball America* as the Red Sox' No. 4 prospect and as possessing the best fastball among BOS minor leaguers.
- 🔥 **2013: Split time between High-A Frederick and Double-A Bowie, going 10-7 with a 3.41 ERA (55 ER/145.0 IP) in 25 starts...Selected to the Carolina League Mid-Season All-Star Team and participated in the MLB All-Star Futures Game.**
- 🔥 Named Orioles Minor League Pitcher of the Month for May (5-0, 2.23 ERA, 6 GS).
- 🔥 Tossed a scoreless inning in the Carolina League/California League All-Star Game on 6/18 in San Jose, CA...Also pitched a scoreless frame in the MLB All-Star Futures Game at Citi Field on 7/14.
- 🔥 Pitched for Surprise in the Arizona Fall League, making 5 starts...Earned the win in the AFL championship game (3.0 IP, 0 R, 2 H, 4 SO).
- 🔥 After the season, ranked by *Baseball America* as BAL's No. 3 prospect and the No. 65 prospect in baseball.
- 🔥 **2012: Led Single-A Delmarva starters in ERA (3.70) and WHIP (1.24).**
- 🔥 Rated the Orioles' No. 5 prospect by *Baseball America* after the season.

Eduardo Rodriguez, Continued

2011: In his domestic debut, spent most of the year in the Rookie-level Gulf Coast League, where he posted a 1.81 ERA (9 ER/44.2 IP).

2010: Pitched for the Dominican Summer League Orioles in his 1st pro season, leading the team in ERA (2.33) and SO (62).

Personal

- Full name is Eduardo Jose Rodriguez.
- Signed by Calvin Maduro (Orioles).

In the Community

- Attended Red Sox Winter Weekend in 2016, 2017, and 2018, signing autographs, posing for pictures with fans, and taking part in a kids press conference.
- Took part in a Red Sox Destinations event in August 2017, interacting with fans as part of a VIP experience.
- Has participated in events that benefit the Red Sox Foundation, including Casino Night and Picnic in the Park.
- In January 2015, visited with Jimmy Fund patients during the Red Sox Rookie Development Program.

Eduardo Rodriguez's Career Record

| YEAR | CLUB | W-L | ERA | G | GS | CG | SHO | SV | IP | H | R | ER | HR | HB | BB | SO | WP | BK |
|----------------------------|-------------|--------------|-------------|------------|------------|----------|----------|----------|--------------|------------|------------|------------|-----------|-----------|------------|------------|-----------|-----------|
| 2010 | DSL Orioles | 3-4 | 2.33 | 12 | 12 | 1 | 1 | 0 | 65.2 | 49 | 26 | 17 | 0 | 0 | 28 | 62 | 7 | 1 |
| 2011 | GCL Orioles | 1-1 | 1.81 | 11 | 10 | 0 | 0 | 1 | 44.2 | 28 | 17 | 9 | 0 | 2 | 17 | 46 | 1 | 1 |
| | Aberdeen | 0-0 | 6.75 | 1 | 1 | 0 | 0 | 0 | 4.0 | 6 | 3 | 3 | 1 | 0 | 1 | 4 | 1 | 0 |
| 2012 | Delmarva | 5-7 | 3.70 | 22 | 22 | 1 | 0 | 0 | 107.0 | 103 | 56 | 44 | 4 | 5 | 30 | 73 | 2 | 2 |
| 2013 | Frederick | 6-4 | 2.85 | 14 | 14 | 0 | 0 | 0 | 85.1 | 78 | 36 | 27 | 4 | 2 | 25 | 66 | 2 | 0 |
| | Bowie | 4-3 | 4.22 | 11 | 11 | 1 | 0 | 0 | 59.2 | 53 | 28 | 28 | 5 | 2 | 24 | 59 | 1 | 1 |
| 2014 | Bowie | 3-7 | 4.79 | 16 | 16 | 1 | 0 | 0 | 82.2 | 90 | 50 | 44 | 5 | 0 | 29 | 69 | 4 | 5 |
| | Portland | 3-1 | 0.96 | 6 | 6 | 0 | 0 | 0 | 37.1 | 30 | 4 | 4 | 1 | 2 | 8 | 39 | 2 | 0 |
| 2015 | Pawtucket | 4-3 | 2.98 | 8 | 8 | 1 | 0 | 0 | 48.1 | 46 | 22 | 16 | 2 | 0 | 7 | 44 | 1 | 0 |
| | BOSTON | 10-6 | 3.85 | 21 | 21 | 0 | 0 | 0 | 121.2 | 120 | 55 | 52 | 13 | 4 | 37 | 98 | 4 | 1 |
| 2016 | Pawtucket | 0-4 | 3.08 | 7 | 7 | 0 | 0 | 0 | 38.0 | 33 | 15 | 13 | 6 | 1 | 7 | 24 | 0 | 0 |
| | BOSTON | 3-7 | 4.71 | 20 | 20 | 0 | 0 | 0 | 107.0 | 99 | 58 | 56 | 16 | 3 | 40 | 100 | 0 | 0 |
| 2017 | BOSTON | 6-7 | 4.19 | 25 | 24 | 0 | 0 | 0 | 137.1 | 126 | 66 | 64 | 19 | 5 | 50 | 150 | 1 | 1 |
| | Portland | 0-1 | 15.00 | 1 | 1 | 0 | 0 | 0 | 3.0 | 9 | 6 | 5 | 1 | 0 | 0 | 3 | 0 | 0 |
| | Pawtucket | 0-1 | 4.35 | 2 | 2 | 0 | 0 | 0 | 10.1 | 10 | 5 | 5 | 0 | 1 | 5 | 12 | 2 | 0 |
| Major League Totals | | 19-20 | 4.23 | 66 | 65 | 0 | 0 | 0 | 366.0 | 345 | 179 | 172 | 48 | 12 | 127 | 348 | 5 | 2 |
| Minor League Totals | | 29-36 | 3.30 | 111 | 110 | 5 | 1 | 1 | 586.0 | 535 | 268 | 215 | 29 | 15 | 181 | 501 | 23 | 10 |

- Signed by the Baltimore Orioles as an international free agent, 1/28
- Acquired by the Boston Red Sox in exchange for LHP Andrew Miller, 7/31
- On disabled list with a right patella subluxation, 4/3-5/31
- On disabled list with a right knee subluxation, 6/2-7/16

Division Series Record

| YEAR | CLUB | W-L | ERA | G | GS | CG | SHO | SV | IP | H | R | ER | HR | HB | BB | SO | WP | BK |
|-------------------------------|-------------|------------|----------|----------|----------|----------|----------|----------|---------------|----------|----------|----------|----------|----------|----------|----------|----------|----------|
| 2016 | BOS vs. CLE | | | | | | | | Did Not Pitch | | | | | | | | | |
| 2017 | BOS vs. HOU | 0-0 | - | 1 | 0 | 0 | 0 | 0 | 0.0 | 1 | 2 | 2 | 0 | 1 | 0 | 0 | 0 | 0 |
| Division Series Totals | | 0-0 | - | 1 | 0 | 0 | 0 | 0 | 0.0 | 1 | 2 | 2 | 0 | 1 | 0 | 0 | 0 | 0 |

Career Fielding Record

| YEAR | CLUB | POS | PCT. | G | GS | PO | A | E | TC | DP |
|----------------------|--------|----------|-------------|-----------|-----------|-----------|-----------|----------|-----------|----------|
| 2015 | BOSTON | P | .917 | 21 | 21 | 5 | 17 | 2 | 24 | 0 |
| 2016 | BOSTON | P | .938 | 20 | 20 | 4 | 11 | 1 | 16 | 1 |
| 2017 | BOSTON | P | .941 | 25 | 24 | 5 | 11 | 1 | 17 | 1 |
| Career Totals | | P | .930 | 66 | 65 | 14 | 39 | 4 | 57 | 2 |

Career Batting Totals

| | AVG | G | AB | R | H | 2B | 3B | HR | RBI | SH | SF | HB | BB | SO | SB | CS | E |
|---------------------|------|----|----|---|---|----|----|----|-----|----|----|----|----|----|----|----|---|
| Major League Totals | .000 | 66 | 11 | 0 | 0 | 0 | 0 | 0 | 0 | 1 | 0 | 0 | 0 | 6 | 0 | 0 | 0 |

Career Single-Game Highs

| | |
|---------------------------------|-----------------------------------|
| INNINGS PITCHED | 8.0, 3 times, last 5/21/17 at OAK |
| LOW-HIT COMPLETE GAME | None |
| STRIKEOUTS | 13, 9/25/16 at TB |
| HITS ALLOWED | 11, 6/27/16 at TB |
| RUNS ALLOWED | 9, 2 times, last 6/27/16 at TB |
| WALKS ALLOWED | 5, 2 times, last 4/23/17 at BAL |
| HOME RUNS ALLOWED | 4, 2 times, last 6/1/17 at BAL |
| EJECTIONS | None |
| SCORELESS INNINGS STREAK | 15.1, 4/13-30/17 |

Eduardo Rodriguez

43 FERNANDO RODRIGUEZ JR.

RHP



Bats: Right • **Throws:** Right • **Height:** 6-3 • **Weight:** 223

Opening Day Age: 33 • **MLB Service:** 5 years, 32 days

Born: 6/18/1984 in El Paso, TX

Resides: El Paso, TX

Acquired: Signed as a minor league free agent on 8/17/2017

Contract Status: Signed through 2018

Non-Roster Invitee

Career Highlights

👉 Enters his 16th professional season, his 1st full season in the Red Sox organization.

👉 Was originally selected by the Angels in the 18th round of the 2003 June Draft.

👉 Has appeared in 216 ML games for LAA (2009), HOU (2011-12), and OAK (2014-16), all in relief.

👉 In his ML career, has averaged 9.40 SO/9.0 IP and held opponents to a .230 AVG.

👉 Has posted a 3.81 ERA and a .196 opponent AVG in 90 games against AL opponents (101.2 IP, 72 H, 43 ER), including a 3.08 ERA from 2014-16 (31 ER/90.2 IP).

👉 Spent the entire 2012 season in HOU's bullpen, posting career highs in games (71) and innings (70.1).

👉 Missed the entire 2013 season after undergoing Tommy John surgery on 3/27/13.

👉 From 2014-16 with OAK, went 7-2 with a 3.74 ERA, a .198 opponent AVG, and a .583 opponent OPS in 97 appearances (108.1 IP, 77 H, 45 ER, 106 SO).

👉 With the A's, held RHH to a .189 AVG and a .556 OPS...LHH hit .214 with a .628 OPS in that time.

👉 Posted a 2.62 ERA and a .522 opponent OPS in 50 road games for OAK (58.1 IP, 34 H, 17 ER).

👉 Named MLB.com's Double-A Relief Pitcher of the Year in 2009 with Arkansas.

👉 Pitched for La Guaira in the Venezuelan Winter League following the 2009 and 2010 seasons.

2017: Spent most of the season with the Cubs' Triple-A Iowa affiliate before being signed by BOS as a minor league free agent on 8/17.

👉 Signed by the Cubs as a minor league free agent on 1/19 with an invite to ML Spring Training.

👉 Began the season on the disabled list with a right shoulder strain.

👉 Returned from the DL on 6/10 and appeared in 9 games with Iowa, posting a 3.09 ERA (4 ER/11.2 IP) with a .205 opponent AVG.

👉 Released by the Cubs on 7/17.

👉 Signed by BOS on 8/17 and was placed on the DL that day with a right shoulder strain.

👉 Pitched in 2 games for the Rookie-level Gulf Coast League Red Sox as part of a rehab assignment (3.0 IP, R).

2016: Went 2-0 with a 4.20 ERA (19 ER/40.2 IP) in 34 relief outings with OAK before his season was cut short due to injury.

👉 Was 2-0 with a 1.87 ERA (7 ER/33.2 IP) in his first 26 outings with OAK through 6/14.

RODRIGUEZ'S MAJOR LEAGUE STATS

Rodriguez missed the entire 2013 season recovering from Tommy John surgery performed on 3/27/13.

| Stat | Pre-surgery | Post-surgery |
|--------------|-------------|--------------|
| Games | 119 | 97 |
| ERA | 4.89 | 3.74 |
| Opp. AVG/OPS | .257/.776 | .198/.583 |

👉 Made his final appearance of the season on 7/3 vs. PIT, facing just 1 batter.

👉 Placed on the disabled list with a right shoulder strain on 7/4, ending his season.

2015: Went 4-2 with a 3.84 ERA (25 ER/58.2 IP) and a .200 opponent AVG in 56 appearances for OAK.

👉 Began the season with Triple-A Nashville and made 10 appearances before a 5/7 promotion.

👉 With OAK, allowed only 4 of 30 inherited runners to score (13.3%), MLB's 2nd-lowest mark (Strickland, 12.9).

2014: Posted a 1.00 ERA (1 ER/9.0 IP) in 7 games over 2 ML stints with OAK, but spent a majority of the season with Triple-A Sacramento.

👉 Went 3-0 with a 1.97 ERA (10 ER/45.2 IP) in 38 relief appearances for Sacramento.

👉 Began the season on the disabled list recovering from Tommy John surgery...Reinstated from the DL on 4/29.

👉 Recalled by OAK on 5/9 and made his A's debut that day vs. WSH...Optioned on 6/1 but returned to the ML club as a September call-up.

2013: Missed the entire season after undergoing successful Tommy John surgery on 3/27.

👉 Procedure was performed by Dr. Thomas Mehlhoff at the Texas Orthopedic Hospital in Houston, TX.

👉 Had made 4 spring training appearances before being placed on the disabled list on 3/23.

2012: Spent the entire season in HOU's bullpen, posting career highs in games (71), innings (70.1), and strikeouts (78).

👉 Ranked 3rd in the NL with 56 inherited runners, allowing 14 to score (25%).

2011: In 47 appearances over 2 ML stints with HOU, posted a 3.96 ERA (23 ER/52.1 IP) with 57 SO.

👉 Stranded 18 of 21 inherited runners with HOU.

👉 Also posted a 1.50 ERA (4 ER/24.0 IP) in 16 games for Triple-A Oklahoma City, limiting opponents to a .190 AVG.

Fernando Rodriguez Jr., Continued

2010: Spent the entire season with Triple-A Salt Lake, appearing in 31 games (17 GS).

👉 Began the year on LAA's 40-man roster before being outrighted on 5/11.

2009: Made his ML debut with 1 appearance for LAA...Split the rest of his season between Double-A Arkansas and Triple-A Salt Lake.

👉 Named MLB.com's Double-A Relief Pitcher of the Year.

👉 Had his contract selected by the Angels on 4/26... Made his ML debut on 5/2 at NYY (0.2 IP, 3 R, 2 ER).

👉 Optioned on 5/4...Transferred to Arkansas on 6/27.

2008: Spent the entire season with Double-A Arkansas and appeared in 33 games (22 GS).

👉 Moved to the bullpen in August and went 2-1 with a 2.12 ERA (4 ER/17.0 IP) in 11 relief outings.

2007: Went 8-4 with a 4.52 ERA (63 ER/125.1 IP) in 22 starts for Double-A Arkansas.

👉 Also made 6 starts for Surprise in the Arizona Fall League.

2006: Led the California League in innings (163.1), going 11-8 with a 4.57 ERA in 28 games (27 starts) for High-A Rancho Cucamonga.

2005: Was 8-10 with a 4.18 ERA (73 ER/157.1 IP) in 28 starts for Single-A Cedar Rapids.

👉 Led the Midwest League in complete games (4) and starts.

2004: Spent the entire season with Provo of the Rookie-level Pioneer League.

👉 Led Provo in innings (58.2) and strikeouts (54).

2003: Began his pro career with the Rookie-level Arizona League Angels.

👉 Also pitched in 2 games for Rookie-level Provo.

Personal

👉 Full name is Fernando Rodriguez Jr.

👉 Signed by Kevin Ham (Angels).

👉 Signed by LAA out of Franklin High School in El Paso.

Fernando Rodriguez Jr.

Fernando Rodriguez Jr.'s Career Record

| YEAR | CLUB | W-L | ERA | G | GS | CG | SHO | SV | IP | H | R | ER | HR | HB | BB | SO | WP | BK |
|----------------------------|------------------|--------------|-------------|------------|------------|----------|----------|----------|---------------|-------------|------------|------------|-----------|-----------|------------|------------|-----------|----------|
| 2003 | AZL Angels | 0-2 | 6.48 | 15 | 0 | 0 | 0 | 0 | 25.0 | 29 | 24 | 18 | 2 | 2 | 14 | 27 | 1 | 1 |
| | Provo | 0-0 | 1.50 | 4 | 0 | 0 | 0 | 1 | 6.0 | 9 | 4 | 1 | 1 | 0 | 1 | 9 | 1 | 0 |
| 2004 | Provo | 4-3 | 4.14 | 14 | 12 | 0 | 0 | 0 | 58.2 | 64 | 35 | 27 | 7 | 2 | 18 | 54 | 5 | 0 |
| 2005 | Cedar Rapids | 8-10 | 4.18 | 28 | 28 | 4 | 0 | 0 | 157.1 | 161 | 87 | 73 | 8 | 13 | 49 | 128 | 2 | 1 |
| 2006 | Rancho Cucamonga | 11-8 | 4.57 | 28 | 27 | 1 | 0 | 0 | 163.1 | 188 | 92 | 83 | 15 | 7 | 49 | 112 | 10 | 0 |
| 2007 | Arkansas | 8-4 | 4.52 | 22 | 22 | 1 | 0 | 0 | 125.1 | 138 | 71 | 63 | 14 | 5 | 46 | 61 | 3 | 0 |
| 2008 | Arkansas | 7-11 | 5.53 | 33 | 22 | 1 | 1 | 0 | 136.2 | 153 | 96 | 84 | 10 | 10 | 62 | 85 | 6 | 0 |
| 2009 | Salt Lake | 1-1 | 7.54 | 23 | 0 | 0 | 0 | 0 | 37.0 | 44 | 33 | 31 | 5 | 2 | 23 | 25 | 3 | 0 |
| | LOS ANGELES (AL) | 0-0 | 27.00 | 1 | 0 | 0 | 0 | 0 | 0.2 | 1 | 3 | 2 | 1 | 0 | 2 | 2 | 1 | 1 |
| 2010 | Arkansas | 3-1 | 1.28 | 26 | 0 | 0 | 0 | 4 | 42.1 | 20 | 7 | 6 | 0 | 1 | 22 | 52 | 3 | 0 |
| | Salt Lake | 4-6 | 5.92 | 31 | 17 | 0 | 0 | 0 | 97.1 | 134 | 78 | 64 | 12 | 6 | 42 | 84 | 4 | 0 |
| 2011 | Oklahoma City | 2-3 | 1.50 | 16 | 0 | 0 | 0 | 2 | 24.0 | 16 | 5 | 4 | 2 | 1 | 11 | 33 | 5 | 0 |
| 2012 | HOUSTON | 2-3 | 3.96 | 47 | 0 | 0 | 0 | 0 | 52.1 | 51 | 24 | 23 | 6 | 3 | 30 | 57 | 2 | 0 |
| | HOUSTON | 2-10 | 5.37 | 71 | 0 | 0 | 0 | 0 | 70.1 | 68 | 45 | 42 | 10 | 1 | 34 | 78 | 10 | 0 |
| 2013 | | | | | | | | | Did Not Pitch | | | | | | | | | |
| 2014 | Sacramento | 3-0 | 1.97 | 38 | 0 | 0 | 0 | 0 | 45.2 | 40 | 12 | 10 | 2 | 3 | 16 | 53 | 3 | 0 |
| | OAKLAND | 1-0 | 1.00 | 7 | 0 | 0 | 0 | 0 | 9.0 | 4 | 1 | 1 | 0 | 0 | 2 | 4 | 0 | 0 |
| 2015 | Nashville | 0-0 | 2.81 | 10 | 1 | 0 | 0 | 0 | 16.0 | 8 | 5 | 2 | 0 | 0 | 6 | 18 | 0 | 0 |
| | OAKLAND | 4-2 | 3.84 | 56 | 0 | 0 | 0 | 0 | 58.2 | 43 | 27 | 25 | 4 | 1 | 24 | 65 | 4 | 0 |
| 2016 | OAKLAND | 2-0 | 4.20 | 34 | 0 | 0 | 0 | 0 | 40.2 | 30 | 19 | 19 | 3 | 1 | 17 | 37 | 2 | 0 |
| 2017 | Iowa | 1-0 | 3.09 | 9 | 0 | 0 | 0 | 1 | 11.2 | 9 | 5 | 4 | 2 | 0 | 1 | 13 | 0 | 0 |
| | GCL Red Sox | 0-0 | 3.00 | 2 | 2 | 0 | 0 | 0 | 3.0 | 3 | 1 | 1 | 0 | 1 | 0 | 2 | 0 | 0 |
| Major League Totals | | 11-15 | 4.35 | 216 | 0 | 0 | 0 | 0 | 231.2 | 197 | 119 | 112 | 24 | 6 | 109 | 242 | 19 | 0 |
| Minor League Totals | | 52-49 | 4.49 | 299 | 131 | 7 | 1 | 8 | 949.1 | 1016 | 555 | 474 | 82 | 53 | 360 | 756 | 46 | 2 |

2003 Signed by the Los Angeles Angels as an 18th-round selection in the June Draft

2010 Signed by the Houston Astros as a minor league free agent, 11/16

2013 Acquired by the Oakland A's with INF Jed Lowrie in exchange for RHP Brad Peacock, INF Chris Carter, and C Max Stassi, 2/4

2013 On disabled list with a right elbow strain, 3/23 through remainder of season

2014 On disabled list recovering from Tommy John surgery, 3/21-4/28

2016 On disabled list with a right shoulder strain, 7/4 through remainder of season

2017 Signed by the Chicago Cubs as a minor league free agent, 1/19

2017 Signed by the Boston Red Sox as a minor league free agent, 8/17

Career Fielding Record

| YEAR | CLUB | POS | PCT. | G | GS | PO | A | E | TC | DP |
|----------------------|------------------|-------------|------------|----------|----------|-----------|----------|-----------|----------|----|
| 2009 | LOS ANGELES (AL) | P | - | 1 | 0 | 0 | 0 | 0 | 0 | 0 |
| 2011 | HOUSTON | P | 1.000 | 47 | 0 | 2 | 7 | 0 | 9 | 0 |
| 2012 | HOUSTON | P | .800 | 71 | 0 | 3 | 5 | 2 | 10 | 0 |
| 2014 | OAKLAND | P | - | 7 | 0 | 0 | 0 | 0 | 0 | 0 |
| 2015 | OAKLAND | P | .857 | 56 | 0 | 2 | 4 | 1 | 7 | 0 |
| 2016 | OAKLAND | P | 1.000 | 34 | 0 | 1 | 0 | 0 | 1 | 0 |
| Career Totals | P | .889 | 216 | 0 | 8 | 16 | 3 | 27 | 0 | |

Career Single-Game Highs

| | |
|---------------------------------|----------------------------------|
| INNINGS PITCHED | 4.1, 9/24/12 vs. STL |
| STRIKEOUTS | 5, 3 times, last 6/30/15 vs. COL |
| HITS ALLOWED | 7, 9/24/12 vs. STL |
| RUNS ALLOWED | 4, 2 times, last 6/30/16 vs. SF |
| WALKS ALLOWED | 5, 6/30/16 vs. SF |
| HOME RUNS ALLOWED | 2, 2 times, last 9/24/12 vs. STL |
| EJECTIONS | None |
| SCORELESS INNINGS STREAK | 9.2, 8/28-9/22/11 |

41 CHRIS SALE

LHP



Bats: Left • **Throws:** Left • **Height:** 6-6 • **Weight:** 181
Opening Day Age: 28 • **MLB Service:** 7 years, 61 days
Born: 3/30/1989 in Lakeland, FL
Resides: Fort Myers, FL
Acquired: From the Chicago White Sox in exchange for 4 minor league players on 12/6/2016
Contract Status: Signed through 2018 (Club option for 2019)

Career Highlights

- 🔥 Enters his 9th ML season, his 2nd with the Red Sox.
- 🔥 Made his ML debut only 60 days after being selected 13th overall by the White Sox in the 2010 June Draft.
- 🔥 Pitched exclusively in relief in 2010 and 2011.
- 🔥 Has finished in the top 6 in AL Cy Young Award voting in each of his 6 seasons as a starter: 2012-6th, 2013-5th, 2014-3rd, 2015-4th, 2016-5th, 2017-2nd.
- 🔥 The only other pitchers ever to finish in the top 6 in BBWAA Cy Young Award voting in as many as 6 consecutive years are Greg Maddux (7, 1992-98), Clayton Kershaw (7, 2011-17), and Roy Halladay (6, 2006-11).
- 🔥 Has also finished in the top 20 in AL MVP voting in each of the last 3 seasons (2015-19th, 2016-16th, 2017-9th).
- 🔥 Is a 6-time AL All-Star (2012-17)...Joins Clayton Kershaw as the only pitchers named to an All-Star team in each of the last 6 seasons.
- 🔥 Is the only pitcher ever to start consecutive All-Star Games for 2 different organizations (2016-CWS, 2017-BOS).
- 🔥 Joins Max Scherzer as the only pitchers to record 200+ SO in each of the last 5 seasons (2013-17).
- 🔥 Has made 30+ starts and recorded 200.0+ IP in each of the last 3 seasons (2015-17)...The only other AL pitcher to do that is Chris Archer.
- 🔥 His career 2.98 ERA, .222 opponent AVG, and 1.05 WHIP all rank 2nd among active pitchers (min. 1,000.0 IP) behind Clayton Kershaw (2.36/.206/1.00).
- 🔥 Is the only qualifying pitcher to post a 3.50 ERA or lower in each of the last 6 seasons (2012-17).
- 🔥 Is the only AL pitcher to win 11+ games in each of the last 6 seasons (2012-17)...The only other pitchers to do that are Max Scherzer, Clayton Kershaw, and Zack Greinke.
- 🔥 Has averaged 10.55 SO/9.0 IP in his career, the 2nd-highest mark in the live ball era (min. 1,000.0 IP) behind only Randy Johnson (10.61).
- 🔥 Owns the highest SO/BB ratio (5.12) in the live ball era (min. 1,000.0 IP).
- 🔥 According to Elias, reached 1,500 career SO in fewer innings than any pitcher in ML history (1,290.0), breaking the previous record of 1,303.0 (Kerry Wood).
- 🔥 Elias also notes that Sale recorded the most SO through 100 career starts (766) and through 150 career starts (1,149) in ML history.
- 🔥 Recorded 12+ SO 28 times from 2012-17, 12 more than any other pitcher in that span (Clayton Kershaw-16).
- 🔥 Has thrown 8.0+ innings in 48 starts since 2012, 3rd-most in MLB (Clayton Kershaw-59, David Price-50).

CHRIS SALE'S STATS, 2012-17

| Stat | AL Rank (MLB Rank) |
|--------------------|--------------------|
| 87 wins | 1st (4th) |
| 3.01 ERA | 1st (7th) |
| 1.05 WHIP | 1st (3rd) |
| 1,441 SO | 1st (2nd) |
| .630 opponent OPS | 1st (4th) |
| 132 quality starts | 1st (3rd) |
| 5.42 SO/BB | 1st (3rd) |
| 53 games w/10+ SO | 1st (2nd) |
| 28 games w/12+ SO | 1st (1st) |
| 15 CG | T-1st (T-2nd) |

*Min. 500.0 IP

- 🔥 Has allowed 1 or 0 runs in 70 of his 180 starts (39%), 2nd-most in the AL since 2012 (Felix Hernandez-73).
- 🔥 Has received a no-decision despite throwing 8.0+ scoreless innings 5 times since 2012, more than any other pitcher in that time.
- 🔥 Has produced 3 scoreless streaks of 20.0+ IP: 28.0 from 5/6-6/2/13, 22.2 from 5/23-6/8/15, and 21.1 IP from 7/6-26/17 (source: STATS).
- 🔥 Is a 2-time AL Pitcher of the Month (September 2012 and June 2015).
- 🔥 Has posted a 1.90 ERA (38 ER/179.2 IP) in 31 career appearances (25 starts) at Camden Yards, Yankee Stadium, Rogers Centre, and Tropicana Field.
- 🔥 Is 4-4 with a 1.75 ERA (17 ER/87.2 IP) in 15 career games (12 starts) vs. NYY, the lowest mark against the club in the live ball era (min. 75.0 IP).
- 🔥 Has held LHH to a .203 AVG (201-for-991) and a .528 OPS...Faced 518 consecutive lefties without allowing a HR from 9/8/12-6/10/16.
- 🔥 Owns the 4 highest single-season SO/9.0 IP marks in CWS history, including a franchise-best 11.8 ratio in 2015.
- 🔥 Also owns the 4 highest single-season SO/BB ratios in CWS history (franchise-best 6.52 in 2015).
- 🔥 Owns the White Sox' single-season strikeout record (274 in 2015)...Also holds White Sox franchise records for most games with 10+ SO (35), most games with 12+ SO (20), and most games with 10+ SO and 0 BB (7).
- 🔥 His 941 SO from 2013-16 are the most ever by a White Sox pitcher in any 4-year span.
- 🔥 Billy Pierce (1955-59) is the only other White Sox pitcher named to 5 straight All-Star Games.

**MOST CONSECUTIVE TOP-5 FINISHES
IN CY YOUNG AWARD VOTING**

| Player, Teams | Top 5 | Years |
|----------------------------|----------|----------------|
| Greg Maddux, CHC/ATL | 7 | 1992-98 |
| Clayton Kershaw, LAD | 7 | 2011-17 |
| Roy Halladay, TOR/PHI | 6 | 2006-11 |
| Don Sutton, LAD | 5 | 1972-76 |
| Johan Santana, MIN/NYM | 5 | 2004-08 |
| CC Sabathia, CLE/MIL/NYY | 5 | 2007-11 |
| Max Scherzer, DET/WSH | 5 | 2013-17 |
| Chris Sale, CWS/BOS | 5 | 2013-17 |

** Sale is the only pitcher to accomplish the feat in the AL.*

2017: In his debut season with the Red Sox, finished 2nd in AL Cy Young Award voting and 9th in AL MVP voting...Earned a 6th consecutive All-Star Game selection, starting for the AL.

👉 His 2nd-place finish in AL Cy Young Award voting was the highest of his career...Received two 1st-place votes and 28 2nd-place votes for 126 points (Kluber-204).

👉 Went 17-8 with a 2.90 ERA (69 ER)...Led MLB with 308 SO, a 12.93 SO/9.0 IP ratio, and 214.1 IP.

👉 His 308 SO were the most ever by a Sox LHP in a season, 2nd-most by any Sox pitcher (Martinez, 313 in 1999).

👉 Ranked among AL leaders in ERA (2nd, 2.90), opponent AVG (2nd, .208), opponent OPS (3rd, .603), WHIP (2nd, 0.97), BB/9.0 IP (2nd, 1.81), and wins (T-4th, 17).

👉 Posted the 35th 300-SO season since 1900 (source: Elias).

👉 Named a finalist for a Rawlings Gold Glove Award.

👉 Named Red Sox Pitcher of the Year by the Boston Baseball Writers.

👉 His 12.93 SO/9.0 IP ratio is the 3rd-highest in ML history behind Randy Johnson (13.41 in 2001) and Pedro Martinez (13.20 in 1999).

👉 Struck out 36.2% of batters faced, the 3rd-highest mark ever for a starting pitcher behind Pedro Martinez (37.5% in 1999) and Randy Johnson (37.4% in 2001).

👉 Recorded 10+ SO in a ML-high 18 starts, the most in a season by any pitcher since Randy Johnson in 2001 (23).

👉 Also led MLB with 8 starts of 12+ SO...The only other Red Sox pitcher with as many starts in a single season is Pedro Martinez (11 in 1999).

👉 Led MLB with 10 scoreless starts, joining Babe Ruth (10, 1916) and Pedro Martinez (10, 2000 & '02) as the only Red Sox pitchers since 1913 with as many as 10 scoreless starts in a single season...Tossed 6.0+ IP in each of them, and 7.0+ in 8 of them.

**PITCHERS WITH 10.0+ SO/9.0 IP
IN THE LIVE BALL ERA (CAREER)**

| | |
|----------------------|--------------|
| 1. Randy Johnson | 10.61 |
| 2. Chris Sale | 10.55 |
| 3. Stephen Strasburg | 10.54 |
| 4. Kerry Wood | 10.32 |
| 5. Max Scherzer | 10.20 |
| 6. Pedro Martinez | 10.04 |

**Min. 1,000.0 IP*

👉 Pitched 7.0+ scoreless innings with 3 or fewer hits allowed in 5 of his starts, most in the majors.

👉 His 191 SO on the road—and 13 double-digit SO efforts on the road—were the most for any pitcher in a single season since at least 1913.

👉 Pitched 7.0+ innings and allowed 3 ER or fewer in each of his first 7 home starts from 4/5-7/15 (2.45 ERA)...Since earned runs became an official stat in 1913, no other pitcher has begun a Red Sox career with even 5 consecutive home starts of 7.0+ IP and 3 or fewer ER.

👉 Went 9-5 with a 2.33 ERA (32 ER/123.2 IP) and 13.97 SO/9.0 IP in 18 starts against AL East clubs...Had 192 SO vs. AL East clubs, the highest single-season total ever against the division and the most vs. any division since J.R. Richard's 193 with HOU vs. the NL West in 1978.

👉 Tossed 7.0+ innings and allowed 2 or fewer ER in each of his first 6 starts of the season, joining Dave 'Boo' Ferriss (8, 1945) and Ernie Shore (6, 1914) as the only pitchers to begin a Red Sox career with such a streak since earned runs became an official stat in the AL in 1913.

👉 Threw 7.0+ innings and allowed 4 or fewer hits in each of his first 4 starts...Is the only pitcher since 1913 to begin a Red Sox career with 4 such starts, and the 1st Red Sox pitcher to begin any season like that since Pedro Martinez in 2000 (first 5).

👉 Began his Red Sox career with 12.0 scoreless innings...Allowed 3 hits in 7.0 IP in his BOS debut on 4/5 vs. PIT and held the Tigers scoreless through 5.0 IP on 4/10 at DET.

👉 Earned his 1st win with BOS on 4/15 vs. TB (7.0 IP, 3 H, R, 3 BB, 12 SO)...According to Elias, his 12 SO were the most ever by a pitcher in his 1st win with the Red Sox, surpassing the previous record of 11 held by Don Aase (1977), Pedro Martinez (1998), and Hideo Nomo (2001).

👉 Had 13 SO over 8.0 scoreless IP on 4/20 at TOR, the highest single-game SO total ever by a BOS pitcher at TOR.

👉 Totaled 101 SO in his first 10 starts...Joined Randy Johnson, Pedro Martinez, Curt Schilling, and Roger Clemens as the only pitchers since 1900 with 100+ SO through the first 10 starts of any season (source: Elias).

👉 Went 7-0 in 8 starts from 5/2-6/10.

SALE RECORDS 300 STRIKEOUTS

According to the Elias Sports Bureau:

👉 In only 2 of the 34 previous 300-SO seasons since 1900 did a pitcher have fewer walks than Sale did (41) at the time of No. 300: Curt Schilling in 2002 (31) and Pedro Martinez in 1999 (37).

👉 Sale joined Randy Johnson (1999 with ARI), Nolan Ryan (1989 with TEX & 1972 with CAL), and Steve Carlton (1972 with PHI) as the only pitchers since 1900 to record 300+ SO in his 1st season with a franchise.

👉 Sale reached 300 SO in 209.1 IP...Only Johnson (197.2 in 2001) and Martinez (203.2 in 1999) have done it faster.

Chris Sale, Continued

MOST STRIKEOUTS IN A SEASON, RED SOX HISTORY

| | | |
|----|-------------------|-------------------|
| 1. | Pedro Martinez | 313 (1999) |
| 2. | Chris Sale | 308 (2017) |
| 3. | Roger Clemens | 291 (1988) |

MOST GAMES WITH 10+ STRIKEOUTS IN A SEASON, RED SOX HISTORY

| | | |
|----|-------------------|------------------|
| 1. | Pedro Martinez | 19 (1999) |
| 2. | Chris Sale | 18 (2017) |
| 3. | Pedro Martinez | 15 (2000) |

👉 Threw a CG in the Sox' 1-0 loss at PHI on 6/15 (8.0 IP, 10 SO)...Became the 3rd Sox pitcher since 1913 with 10+ SO in a 1-0, complete-game loss (also Tim Wakefield on 9/11/05 at NYY and Pedro Martinez on 5/6/00 vs. TB).

👉 Started the 88th All-Star Game on 7/11 at Marlins Park in Miami and threw 2.0 scoreless innings in the AL's 2-1, 10-inning victory.

👉 Set a Red Sox record with 12 double-digit SO games prior to the All-Star Game, breaking Pedro Martinez's previous record of 11.

👉 Had 178 SO prior to the break, the 3rd-highest total in club history behind Roger Clemens (186 in 1988) and Pedro Martinez (184 in 1999).

👉 Went 6-4 with a 3.12 ERA (30 ER/86.2 IP) in 14 starts after the All-Star break...Gave up 13 ER over 8.0 IP in 2 starts vs. CLE (8/1 & 8/24), but posted a 1.94 ERA (17 ER/78.2 IP) in his other 12 starts after the break.

👉 7 of his 14 starts after the break were scoreless.

👉 Allowed 0 runs in his first 3 starts out of the All-Star break, the longest stretch of scoreless starts in his career (7/15 vs. NYY, 7/21 at LAA, 7/26 at SEA).

👉 Threw 26.0 consecutive scoreless innings on the road from 7/6-8/13, allowing 0 runs in 3 straight starts at LAA, SEA, and TB.

👉 In his 1st start after the All-Star break on 7/15 vs. NYY, struck out 13 Yankees while allowing 3 hits over 7.2 scoreless IP...Became the only BOS pitcher since 1913 with 13+ SO and 3 or fewer hits in a scoreless start vs. NYY.

👉 Recorded his 200th SO on 7/21 at LAA, his 20th start...According to Elias, became the 4th pitcher ever with 200+ SO within the first 20 starts of a season (also Nolan Ryan in 1977, Randy Johnson in 1999-2001, and Pedro Martinez in 2000).

👉 Reached 200 SO in only 141.1 IP, the fewest innings needed to hit that mark in AL history (source: Elias).

👉 Reached 250 SO on 8/19 vs. NYY, his 25th start...Joined Randy Johnson (1997, '99-'01) and Pedro Martinez (2000) as the only pitchers ever to reach 250 SO in their first 25 games of a season (source: Elias).

👉 On 8/29 at TOR, recorded his 1,500th career SO in the 2nd, reaching the mark in the fewest IP (1,290.0 IP) in ML history (source: Elias).

👉 Struck out 13 in 8.0 scoreless IP on 9/20 at BAL, reaching 300 SO for the year (W, 4 H, 0 BB).

POSTSEASON: Started Game 1 of the ALDS at HOU and was dealt the loss (5.0 IP, 9 H, 7 R, BB, 6 SO)...Surrendered 2 ER over 4.2 relief IP in Game 4 of the ALDS vs. HOU and received the loss (4 H, 6 SO).

MOST CONSECUTIVE GAMES WITH 12+ SO

| Pitcher | G | Year |
|-------------------|----------|-------------|
| Randy Johnson | 5 | 1998 |
| Pedro Martinez | 5 | 1999 |
| Chris Sale | 5 | 2015 |

MOST CONSECUTIVE GAMES WITH 10+ SO

| Pitcher | G | Year |
|-------------------|----------|-------------|
| Chris Sale | 8 | 2017 |
| Pedro Martinez | 8 | 1999 |
| Chris Sale | 8 | 2015 |
| Randy Johnson | 7 | 2001 |
| Pedro Martinez | 7 | 1999 |
| Nolan Ryan | 7 | 1977 |

Source: Elias Sports Bureau

2016: Finished 5th in AL Cy Young Award voting and 16th in AL MVP voting...Led the majors with 6 complete games...Went 17-10 with a 3.34 ERA (84 ER/226.2 IP) and 233 SO in 32 starts.

👉 Was named to his 5th consecutive All-Star Team, joining Billy Pierce (1955-59) as the only pitchers in White Sox history to accomplish that feat.

👉 Set career highs in innings, starts, and complete games, and matched his career bests in wins (also 2012) and quality starts (23; also 2013 and 2015).

👉 Ranked among AL leaders in SO (T-2nd), ERA (9th), WHIP (3rd, 1.04), SO/9.0 IP (6th, 9.3), SO/BB ratio (3rd, 5.18), innings (3rd), quality starts (T-3rd), BB/9.0 IP (4th, 1.79), wins (T-4th), and opponent AVG (5th, .227), OBP (6th, .279), SLG (7th, .372), and OPS (7th, .651).

👉 Struck out 200+ batters for a franchise-record 4th consecutive season.

👉 His 6 CG were the most by a White Sox pitcher since Bartolo Colon threw 9 in 2003 and the most by a CWS lefty since Floyd Bannister threw 11 in 1987...Became the 1st White Sox pitcher to lead the majors in complete games since Jack McDowell (13) in 1992.

👉 Recorded 200.0 IP and 30 starts for the 3rd time in his career (also 2013 and 2015).

👉 Won his first 9 starts, the 2nd-longest season-opening streak in franchise history behind Eddie Cicotte (12 in 1919) and tied for 8th-longest in the modern era (since 1900).

👉 Won 10 straight starts from 10/2/15-5/19/16, tied for the 4th-longest streak in CWS history (source: Elias).

👉 Made his 3rd career Opening Day start on 4/4 at OAK.

👉 Earned his 4th win on 4/20 vs. LAA...Joined Eddie Cicotte (1919) and Jack McDowell (1992) as the only pitchers in club history to win each of his first 4 starts of a season while issuing a total of 3 BB or fewer.

👉 On 5/13 at Yankee Stadium, threw the first 9.0-inning complete game by a CWS pitcher against the Yankees since Jim Abbott on 7/18/95 at the old Yankee Stadium.

👉 Joined Ed Lopat (1951), Sal Maglie (1952), Fernando Valenzuela (1981), and Pedro Martinez (1997) as the only pitchers since 1951 to win his first 8 starts with a sub-2.00 ERA (source: Elias).

**LOWEST SEASON ERA,
AL PITCHERS (2000-17)**

| Pitcher (Year) | ERA |
|--------------------------|-------------|
| Pedro Martinez (2000) | 1.74 |
| Felix Hernandez (2014) | 2.14 |
| Zack Greinke (2009) | 2.16 |
| Chris Sale (2014) | 2.17 |

👉 His streak of 518 consecutive lefties faced without yielding a HR (dating back to Brennan Boesch on 9/12/12 at DET) ended on Eric Hosmer's solo shot in the 1st inning on 6/10 vs. KC.

👉 Joined Wilbur Wood (3 times) as the only CWS pitchers to win 14+ games in the 1st half of a season.

👉 On 7/12 at SD, became the 5th pitcher in CWS history to start the Midsummer Classic, joining Billy Pierce (1953, '55-'56), Early Wynn (1959), Esteban Loaiza (2003), and Mark Buehrle (2005)...Gave up 1 run in 1.0 IP (Kris Bryant HR).

👉 Was scratched from his scheduled start on 7/23 vs. DET and suspended 5 games by the White Sox for violating team rules, insubordination, and destroying team equipment...Was reinstated from the suspended list on 7/28 and made the start that night at Wrigley Field.

👉 Threw 8.0+ innings in a career-high 6 straight starts from 8/20-9/16, the longest streak by a CWS pitcher since Jack McDowell (7, 7/10-8/8/94) (source: STATS).

👉 Had 14 SO and 0 BB in the White Sox' 3-1 loss to SEA on 8/26...Joined Randy Johnson as the only pitchers in ML history to record multiple games with 14+ SO and 0 BB in a team loss (also 6/19/15 vs. TEX) (source: Elias).

2015: Recorded a 3.41 ERA (79 ER/208.2 IP) and a franchise-record 274 SO in 31 starts...Finished 5th in AL Cy Young Award voting and 19th in MVP voting...Named to his 4th straight All-Star MVP.

👉 His 274 SO led the AL and bested the White Sox' previous record of 269, set by Hall of Famer Ed Walsh in 1908...Set the record in 208.2 IP, compared to 464.0 for Walsh.

👉 Joined Walsh (1910-12) as the only White Sox pitchers ever to record 200+ SO in 3 consecutive seasons.

👉 Became the 1st pitcher since Pedro Martinez in 2002 to lead the AL in both SO and SO/BB ratio (6.52).

👉 His 11.8 SO/9.0 IP led the majors and broke his own franchise record...Was the highest mark in the majors since Randy Johnson in 2001 (13.41)...His 6.52 SO/BB ratio also broke his own club record and led the AL.

👉 Struck out 10+ batters 13 times, breaking his own franchise record of 8 (2014).

👉 Missed spring training and began the season on the DL with an avulsion fracture of his right foot suffered on 2/27...Reinstated on 4/12 and made his debut that day vs. MIN.

👉 Suspended 5 games by MLB for his role in a benches-clearing altercation on 4/23 vs. KC (served from 5/7-11).

👉 Struck out 10+ batters in 8 straight appearances from 5/23-6/30, tied with BOS' Pedro Martinez (1999) for the longest streak in ML history (source: Elias).

👉 Recorded 12+ SO in 5 consecutive starts from 5/28-6/19, joining Martinez and Randy Johnson as the only pitchers ever to accomplish that feat.

👉 Recorded 3 consecutive starts of 12+ SO with 1 or 0 runs allowed from 5/28-6/8, joining Sandy Koufax as the only ML pitchers since 1900 to do that (source: Elias).

👉 Became the 1st pitcher since 1900 to record 10+ SO in 4 straight starts while increasing his total in each outing (source: Elias)...Had 10 SO on 5/23 vs. MIN, 12 on 5/28 at BAL, 13 on 6/3 at TEX, and 14 on 6/8 vs. HOU.

👉 Struck out at least 1 batter in 38 consecutive innings from 5/28-6/24, the longest streak in the majors since Johan Santana (39 in 2002) (source: Elias).

👉 Struck out 12+ batters and allowed 0 runs in consecutive starts on 5/28 at BAL (G1) and 6/3 at TEX...Joined Chan Ho Park (2000), Hideo Nomo (1995), Roger Clemens (1987), Nolan Ryan (1978), and Sandy Koufax (1965) as the only pitchers since 1965 to accomplish that feat (of those, only Sale accomplished the feat in 2 road games).

👉 Named AL Pitcher of the Month for June after posting a 1.83 ERA (9 ER/44.1 IP) with 75 SO in 6 starts...His 75 SO broke Juan Pizarro's franchise monthly record of 61 SO set in August 1961 and were the most for any pitcher in a single month since Nolan Ryan set the modern-day record of 87 with CAL in June 1977.

👉 His average of 15.2 SO/9.0 IP was the 3rd-highest monthly total in ML history behind Randy Johnson (15.8 in July 2001) and Kerry Wood (15.4 in May 1998).

👉 Retired his first 17 batters faced and finished with 14 SO and 0 BB on 6/19 vs. TEX (no-decision), becoming the 1st CWS pitcher ever to record 14+ SO and 0 BB.

👉 Made his 100th career start on 6/30 at STL...According to Elias, his 766 SO were the most in ML history by a pitcher through his first 100 starts, ahead of Tim Lincecum (755) and Dwight Gooden (749).

👉 Joined LHP Billy Pierce (1955-59) as the only pitchers in CWS history to make at least 4 consecutive All-Star teams, but did not pitch in the Midsummer Classic at CIN...His 157 SO before the break set a club record (previous: Wilbur Wood, 143 SO in 1973).

👉 Struck out a franchise-record 29 batters over a 2-start span on 8/16 vs. CHC (15 SO) and 8/21 at SEA (14 SO).

👉 Became the 5th LHP in ML history to record 15+ SO with 1 or 0 hits allowed on 8/16 vs. CHC, joining Randy Johnson (4 times), Clayton Kershaw, Jon Lester, and Warren Spahn (once each).

👉 Recorded his 1,000th career SO on 9/24 at NYY, becoming the 5th-fastest pitcher (872.0 IP) in ML history to reach that mark...Only Billy Wagner (757.2), Octavio Dotel (820.1), Francisco Rodriguez (827.1), and Kerry Wood (853.0) did it faster (source: Elias).

2014: Finished 3rd in BBWAA AL Cy Young Award voting and was named to his 3rd consecutive AL All-Star team...Went 12-4 with a 2.17 ERA (42 ER/174.0 IP) and 208 SO in 26 starts.

👉 Ranked 2nd in the AL in ERA, only .03 behind SEA's Felix Hernandez...It was the lowest ERA by a White Sox pitcher since Wilbur Wood in 1971 (1.91) and the lowest by an AL lefty since Ron Guidry in 1978 (1.74).

👉 Led the AL in SO/9.0 IP (10.8) and ranked among leaders in WHIP (2nd, 0.97), SO/BB ratio (5th, 5.33), opponent AVG (3rd, .205), and opponent OPS (3rd, .567).

👉 His .205 opponent AVG was the 8th-lowest mark in CWS history, the best since Gary Peters in 1967 (.199).

Chris Sale, Continued

HIGHEST SO/BB RATIO IN THE LIVE BALL ERA

| | |
|----------------------|------|
| 1. Chris Sale | 5.12 |
| 2. Corey Kluber | 4.94 |
| 3. Stephen Strasburg | 4.55 |
| 4. Curt Schilling | 4.38 |
| 5. Madison Bumgarner | 4.33 |

*Min. 1,000.0 IP

👉 Joined Ed Walsh (1907-08), Tom Bradley (1971-72), and Javier Vazquez (2007-08) as the only pitchers in CWS history to record 200+ SO in consecutive seasons.

👉 His 10.8 SO/9.0 IP and 5.3 SO/BB marks bested his own franchise records set in 2013 (9.5, 4.91).

👉 Named to the All-Star Game via the Final Vote... Became the 1st CWS pitcher to earn 3 consecutive All-Star selections since Jack McDowell (1991-93).

👉 Recorded a franchise-record 8 double-digit SO games... Fanned 12+ batters a ML-high 4 times.

👉 Made his 2nd straight Opening Day start (3/31 vs. KC).

👉 Carried a no-hitter into the 4th inning in 6 straight starts from 4/17-6/12, including into the 6th on 4/17 vs. BOS and 5/22 vs. NYY.

👉 On the 15-day DL with a flexor muscle strain in his left arm from 4/18-5/21.

👉 Allowed only 1 hit and recorded 10 SO in consecutive starts on 4/17 vs. BOS and 5/22 vs. NYY, joining R.A. Dickey as the only pitchers in the modern era (since 1900) to accomplish that feat (source: Elias).

👉 Faced only 28 batters in his 6th career complete game on 6/1 vs. SD (9.0 IP, 2 H, ER, HR, 9 SO).

👉 Set a franchise record for most double-digit SO games in a career (18) on 9/24 at DET, his 85th career start... The previous record holder, Ed Walsh, recorded his 17th such game in 288 starts.

2013: Named to his 2nd consecutive AL All-Star team... Finished 5th in BBWAA AL Cy Young Award voting after going 11-14 with a 3.07 ERA (73 ER/214.1 IP) in 30 starts.

👉 On 3/7, agreed to terms on a 5-year contract through the 2017 season, with club options for 2018 and 2019.

👉 Established single-season franchise records in SO/9.0 IP (9.49) and SO/BB ratio (4.91)... His 226 SO ranked 3rd in the AL and were the most by a LHP in CWS history.

👉 Threw 4 CG, tied for most in the AL... Pitched at least 7.0 innings 23 times, the most such starts in the AL.

👉 Became the 8th CWS pitcher (3rd LHP) to strike out 200+ batters in a season.

👉 Became the fastest pitcher in franchise history to reach 200 SO in a season (193.2 IP and 27 GS), as well as the fastest to reach 500 career SO (472.1 IP).

👉 Earned the win in his 1st career Opening Day start on 4/1 vs. KC, throwing 7.2 scoreless innings.

👉 Compiled a 28.0-inning scoreless streak from 5/6-6/2, the 11th-longest streak in franchise history and the longest since Wilson Alvarez in 1993 (31.0).

👉 Posted MLB's lowest ERA in May (0.87, 3 ER/31.0 IP).

👉 Recorded his 1st career shutout on 5/12 vs. LAA, facing only 28 batters in 9.0 IP (H, 7 SO)... Retired his

first 19 batters faced, did not issue a walk, and went to a 3-ball count only once.

👉 Became the 12th pitcher in CWS history to throw a shutout while allowing 1 hit with 0 BB/HBP (source: Elias).

👉 Threw 7.2 scoreless innings in his next start on 5/17 at LAA... Improved to 10-0 all-time vs. the AL West, joining Dock Ellis (1976-77) as the only pitchers ever to win their first 10 decisions vs. the division (source: STATS).

👉 Scratched from his scheduled start on 5/22 vs. BOS due to tendinitis in his left posterior shoulder.

👉 Suffered a career-high, 6-game losing streak from 6/2-7/6 (7 GS) despite recording a 3.10 ERA (17 ER/49.1 IP)... It marked the lowest ERA by a CWS pitcher during a losing streak of 6+ games since Charlie Robertson in 1923 (6 G, 2.64 ERA), and the lowest by any pitcher since Orel Hershiser in 1989 (7 G, 2.29 ERA).

👉 Suffered the loss on 6/14 at HOU despite throwing his 3rd career CG... Allowed 1 unearned run with 14 SO over 8.0 IP... Became only the 3rd pitcher in the last 100 years to lose a game while striking out 14+ batters and surrendering 0 ER, joining CWS' Jim Scott (6/22/1913) and CLE's Sam McDowell (7/6/68).

👉 Selected to the All-Star Game by manager Jim Leyland... Earned the win on 7/16 at Citi Field (2.0 IP, 0 R).

👉 Following the season, ranked by *Baseball America* as having the best slider in the AL.

2012: Named an AL All-Star and finished 6th in BBWAA Cy Young Award voting in his 1st pro season as a starting pitcher... Went 17-8 with a 3.05 ERA (65 ER/192.0 IP) and 192 SO.

👉 His 9.0 SO/9.0 IP ratio marked the highest single-season average ever by a qualifying CWS pitcher... His 192 SO were the most by a White Sox LHP since Floyd Bannister in 1985 (198).

👉 Recorded 11+ SO 4 times, joining Ed Walsh (4 in 1910) and Javier Vazquez (4 in 2006) as the only players in CWS history to accomplish the feat.

👉 Allowed 3 or fewer runs in each of his first 11 career starts, joining Gary Peters (16 GS, 1963), Cisco Carlos (13, 1967-68), and Fred Klages (12, 1966-67) as the only pitchers in franchise history to accomplish the feat.

👉 Named AL Pitcher of the Month for May (6 G, 5 GS, 4-1, 1.71 ERA, 35 SO, .181 opponent AVG).

👉 Moved to the bullpen on 5/4 after experiencing tenderness in his elbow... Suffered a blown save in his only relief outing on 5/8 at CLE... Moved back to the rotation on 5/12 and started that night vs. KC.

👉 His 15 SO on 5/28 at TB tied for the 2nd-highest single-game total in CWS history (5th time) and were the most by a White Sox pitcher since Jack Harshman struck out a team-record 16 on 7/25/54 at BOS.

👉 Became the youngest AL pitcher with 15+ SO in a game since CLE's Greg Swindell (5/10/87 vs. KC) and the youngest in the majors since CHC's Mark Prior had 16 on 6/26/03 vs. MIL.

👉 Also set a Tropicana Field record for SO in a single game (previous: 14, Pedro Martinez on 7/7/99).

👉 Was 8-0 over a 10-start span from 5/17-7/15.

👉 Threw 1.0 scoreless inning at the All-Star Game on 7/10 in KC.

👉 Following the season, ranked by *Baseball America* as having the best slider in the AL.

MOST STRIKEOUTS THROUGH FIRST 100 CAREER STARTS

| | |
|------------------|-----|
| 1. Chris Sale | 766 |
| 2. Tim Lincecum | 755 |
| 3. Dwight Gooden | 749 |

Source: Elias Sports Bureau

MOST STRIKEOUTS THROUGH FIRST 150 CAREER STARTS

| | |
|---------------|-------|
| 1. Chris Sale | 1,149 |
| 2. Kerry Wood | 1,122 |
| 3. Nolan Ryan | 1,118 |

Source: Elias Sports Bureau

2011: Made 58 appearances (all in relief) in his 1st full ML season...Held opponents to a .203 AVG...Led the White Sox in relief innings (71.0).

👉 Posted a 1.66 ERA (10 ER/54.1 IP) in his final 41 outings beginning 5/25.

2010: Made his ML debut only 60 days after being selected in the June Draft...Posted a 1.93 ERA (5 ER/23.1 IP) with 32 SO in 21 ML games, all in relief.

👉 Converted each of his 4 ML save chances.

👉 Also posted a 2.61 ERA (3 ER/10.1 IP) in 11 relief outings between High-A Winston-Salem and Triple-A Charlotte.

👉 Was the only player from the draft to appear in the majors in 2010...Became the 1st White Sox pitcher to make his ML debut in the same year he was drafted since Alex Fernandez in 1990.

👉 Had his contract purchased from Charlotte on 8/4.

👉 Started the bottom of the 8th inning and faced 2 batters in his ML debut on 8/6 at BAL (BB, single).

👉 Had a 0.57 ERA (1 ER/15.2 IP) after his first 14 ML outings (8/6-9/12)...Earned his 1st save on 9/1 at CLE and his 1st win on 9/6 at DET.

👉 Following the season, ranked by *Baseball America* as the White Sox' No. 1 prospect and the No. 20 prospect in all of baseball...Also ranked as having the best fastball, changeup, and slider in the CWS system.

Personal

👉 Full name is Christopher Allen Sale...He and his wife, Brianne, have 2 sons, Rylan and Brayson.

👉 Signed by Jose Ortega (White Sox).

👉 Pitched at Florida Gulf Coast University from 2008-10...His uniform number (41) was retired by the school on 1/31/15.

👉 Named 2010 National Player of the Year by Collegiate Baseball after going 11-0 with a 2.01 ERA (23 ER/103.0 IP).

👉 Named by *Baseball America* as the No. 1 prospect in the Cape Cod League in 2009 after going 4-2 with a 1.47 ERA (9 ER/55.0 IP) and 57 SO for Yarmouth-Dennis.

👉 Graduated in 2007 from Lakeland (FL) High School... Selected by COL in the 21st round of the June Draft, but did not sign.

In the Community

👉 Was actively involved in community events during his 1st season with the Red Sox in 2017.

👉 On 1/30/18, helped deliver nearly 10 tons of supplies to aid Hurricane Maria recovery efforts in Puerto Rico... The JetBlue plane cargo included medical supplies and vaccines, water filtration systems, first aid kits, flashlights, and diapers...In Caguas, helped distribute food, water, and supplies to nearly 300 families, as well as baseball equipment and athletic gear to roughly 100 children.

👉 Attended Red Sox Winter Weekend in January 2017 and 2018, signing autographs, posing for pictures with fans, and taking part in panel discussions.

👉 Interacted with Jimmy Fund patients at spring training and during the regular season.

👉 Participated in several events that benefit the Red Sox Foundation and the BoSox Club, including Picnic in the Park, Casino Night, and a BoSox Luncheon.

👉 In spring training 2017, attended a Boys & Girls Club Dinner and participated in the Children's Hospital Celebrity Golf Classic.

👉 For the White Sox, visited patients at Lurie Children's Hospital each season from 2013-16.

👉 In 2015, participated in the Comer Teen Program and hosted a Bear Necessities event at U.S. Cellular Field.

👉 Joined teammates and their wives at the "Wild Pitches" comedy event benefitting White Sox charities in 2013 and 2014.

👉 In 2013, attended the Ronald McDonald House rooftop ribbon-cutting event and hosted families through the Make-A-Wish Foundation.

👉 In 2011-12, participated in the Chicago White Sox Charities Celebrity Bowling Classic and played video games with troops serving overseas as part of the "Pros vs. G.I. Joes" event.

👉 Also visited and interacted with kids at the Bulls/Sox Academy, read to children at a local library during spring training in Glendale, AZ, and visited veterans at the Hines (IL) VA Hospital.

Chris Sale, Continued

Chris Sale's Career Record

| YEAR | CLUB | W-L | ERA | G | GS | CG | SHO | SV | IP | H | R | ER | HR | HB | BB | SO | WP | BK |
|----------------------------|---------------|--------------|-------------|------------|------------|-----------|----------|-----------|---------------|-------------|------------|------------|------------|-----------|------------|-------------|-----------|----------|
| 2010 | Winston-Salem | 0-0 | 2.25 | 4 | 0 | 0 | 0 | 0 | 4.0 | 3 | 2 | 1 | 0 | 0 | 2 | 4 | 0 | 0 |
| | Charlotte | 0-0 | 2.84 | 7 | 0 | 0 | 0 | 0 | 6.1 | 3 | 2 | 2 | 2 | 0 | 4 | 15 | 0 | 0 |
| | CHICAGO-AL | 2-1 | 1.93 | 21 | 0 | 0 | 0 | 4 | 23.1 | 15 | 5 | 5 | 2 | 0 | 10 | 32 | 1 | 0 |
| 2011 | CHICAGO-AL | 2-2 | 2.79 | 58 | 0 | 0 | 0 | 8 | 71.0 | 52 | 22 | 22 | 6 | 2 | 27 | 79 | 2 | 0 |
| 2012 | CHICAGO-AL | 17-8 | 3.05 | 30 | 29 | 1 | 0 | 0 | 192.0 | 167 | 66 | 65 | 19 | 6 | 51 | 192 | 6 | 0 |
| 2013 | CHICAGO-AL | 11-14 | 3.07 | 30 | 30 | 4 | 1 | 0 | 214.1 | 184 | 81 | 73 | 23 | 14 | 46 | 226 | 8 | 1 |
| 2014 | CHICAGO-AL | 12-4 | 2.17 | 26 | 26 | 2 | 0 | 0 | 174.0 | 129 | 48 | 42 | 13 | 11 | 39 | 208 | 3 | 0 |
| | Charlotte | 0-0 | 0.00 | 1 | 1 | 0 | 0 | 0 | 4.0 | 1 | 0 | 0 | 0 | 0 | 2 | 11 | 1 | 0 |
| 2015 | CHICAGO-AL | 13-11 | 3.41 | 31 | 31 | 1 | 0 | 0 | 208.2 | 185 | 88 | 79 | 23 | 13 | 42 | 274 | 7 | 0 |
| 2016 | CHICAGO-AL | 17-10 | 3.34 | 32 | 32 | 6 | 1 | 0 | 226.2 | 190 | 88 | 84 | 27 | 17 | 45 | 233 | 2 | 0 |
| 2017 | BOSTON | 17-8 | 2.90 | 32 | 32 | 1 | 0 | 0 | 214.1 | 165 | 73 | 69 | 24 | 8 | 43 | 308 | 3 | 0 |
| Major League Totals | | 91-58 | 2.98 | 260 | 180 | 15 | 2 | 12 | 1324.1 | 1087 | 471 | 439 | 137 | 71 | 303 | 1552 | 32 | 1 |
| Minor League Totals | | 0-0 | 1.88 | 12 | 1 | 0 | 0 | 0 | 14.1 | 7 | 4 | 3 | 2 | 0 | 8 | 30 | 1 | 0 |
| Red Sox Totals | | 17-8 | 2.90 | 32 | 32 | 1 | 0 | 0 | 214.1 | 165 | 73 | 69 | 24 | 8 | 43 | 308 | 3 | 0 |

2007 Selected by the Colorado Rockies in the 21st round of the June Draft (did not sign)

2010 Signed by the Chicago White Sox as a 1st-round selection (13th overall) in the June Draft

2014 On disabled list with a flexor muscle strain in his left arm, 4/18-5/21

2015 On disabled list with a right foot cuboid avulsion fracture, 3/27-4/11

2016 Acquired by the Boston Red Sox in exchange for INF Yoan Moncada, OF Luis Alexander Basabe, and RHPs Michael Kopech and Victor Diaz, 12/6

Division Series Record

| YEAR | CLUB | W-L | ERA | G | GS | CG | SHO | SV | IP | H | R | ER | HR | HB | BB | SO | WP | BK |
|------|-------------|-----|------|---|----|----|-----|----|-----|----|---|----|----|----|----|----|----|----|
| 2017 | BOS vs. HOU | 0-2 | 8.38 | 2 | 1 | 0 | 0 | 0 | 9.2 | 13 | 9 | 9 | 4 | 0 | 1 | 12 | 0 | 0 |

All-Star Game Record

| YEAR | CLUB | W-L | ERA | G | GS | CG | SHO | SV | IP | H | R | ER | HR | HB | BB | SO | WP | BK |
|-----------------------------|-----------|------------------------|-------------|----------|----------|----------|----------|----------|------------|----------|----------|----------|----------|----------|----------|----------|----------|----------|
| 2012 | AL at KC | 0-0 | 0.00 | 1 | 0 | 0 | 0 | 0 | 1.0 | 2 | 0 | 0 | 0 | 0 | 0 | 1 | 0 | 0 |
| 2013 | AL at NYM | 1-0 | 0.00 | 1 | 0 | 0 | 0 | 0 | 2.0 | 0 | 0 | 0 | 0 | 0 | 2 | 0 | 0 | 0 |
| 2014 | AL at MIN | 0-0 | 9.00 | 1 | 0 | 0 | 0 | 0 | 1.0 | 1 | 1 | 1 | 0 | 1 | 0 | 1 | 0 | 0 |
| 2015 | AL at CIN | Selected—Did Not Pitch | | | | | | | | | | | | | | | | |
| 2016 | AL at SD | 0-0 | 9.00 | 1 | 1 | 0 | 0 | 0 | 1.0 | 1 | 1 | 1 | 1 | 0 | 0 | 1 | 0 | 0 |
| 2017 | AL at MIA | 0-0 | 0.00 | 1 | 1 | 0 | 0 | 0 | 2.0 | 3 | 0 | 0 | 0 | 0 | 0 | 2 | 0 | 0 |
| All-Star Game Totals | | 1-0 | 2.57 | 5 | 2 | 0 | 0 | 0 | 7.0 | 7 | 2 | 2 | 1 | 1 | 0 | 7 | 0 | 0 |

Career Fielding Record


| YEAR | CLUB | POS | PCT. | G | GS | PO | A | E | TC | DP |
|----------------------|------------|----------|-------------|------------|------------|-----------|------------|----------|------------|----------|
| 2010 | CHICAGO-AL | P | 1.000 | 21 | 0 | 0 | 1 | 0 | 1 | 0 |
| 2011 | CHICAGO-AL | P | 1.000 | 58 | 0 | 5 | 15 | 0 | 20 | 0 |
| 2012 | CHICAGO-AL | P | .971 | 30 | 29 | 8 | 25 | 1 | 34 | 1 |
| 2013 | CHICAGO-AL | P | .960 | 30 | 30 | 5 | 19 | 1 | 25 | 1 |
| 2014 | CHICAGO-AL | P | 1.000 | 26 | 26 | 4 | 13 | 0 | 17 | 0 |
| 2015 | CHICAGO-AL | P | .958 | 31 | 31 | 7 | 16 | 1 | 24 | 1 |
| 2016 | CHICAGO-AL | P | 1.000 | 32 | 32 | 12 | 19 | 0 | 31 | 1 |
| 2017 | BOSTON | P | 1.000 | 32 | 32 | 8 | 22 | 0 | 30 | 3 |
| Career Totals | | P | .984 | 260 | 180 | 49 | 130 | 3 | 182 | 7 |

Career Single-Game Highs

| | |
|---------------------------------|-----------------------------------|
| INNINGS PITCHED | 9.0, 12 times, last 9/16/16 at KC |
| LOW-HIT COMPLETE GAME | 1, 5/12/13 vs. LAA |
| STRIKEOUTS | 15, 2 times, last 8/16/15 vs. CHC |
| HITS ALLOWED | 12, 7/30/15 at BOS |
| RUNS ALLOWED | 9, 4/30/15 at MIN |
| WALKS ALLOWED | 5, 2 times, last 5/6/15 vs. DET |
| HOME RUNS ALLOWED | 4, 2 times, last 9/26/17 vs. TOR |
| WINNING STREAK | 10, 10/2/15-5/19/16 |
| EJECTIONS (1) | 4/23/15 vs. KC (HP, Sam Holbrook) |
| SCORELESS INNINGS STREAK | 28.0, 5/6-6/2/13 |

63 ROBBY SCOTT

LHP



Bats: Switch • **Throws:** Left • **Height:** 6-2 • **Weight:** 235

Opening Day Age: 28 • **MLB Service:** 1 year, 21 days

Born: 8/29/1989 in Miami, FL

Resides: Miami, FL

Acquired: Signed as a non-drafted free agent on 8/9/2011

Contract Status: Signed through 2018

Career Highlights

- 🔥 Entering his 8th professional season.
- 🔥 His contract was purchased by the Red Sox from Yuma of the independent North American League on 8/9/11.
- 🔥 Began his ML career with 14 scoreless appearances (10.0 IP) spanning the 2016-17 seasons.
- 🔥 In his first 2 ML seasons (2016-17), held lefties to a .141/.227/.295 batting line (11-for-78, 5 XBH, 22 SO).
- 🔥 Posted a 1.14 ERA and a .428 opponent OPS in 33 games at Fenway Park from 2016-17 (23.2 IP, 9 H, 3 ER).
- 🔥 Is 23-13 with a 2.67 ERA (111 ER/374.0 IP) in 234 professional appearances (11 starts).
- 🔥 Participated in the Red Sox Rookie Development Program in January 2017.
- 🔥 Named Triple-A Pawtucket's 2016 Most Valuable Pitcher.
- 🔥 Tabbed a Double-A Eastern League mid-season All-Star in 2014 and 2015.
- 🔥 Received the organization's 2016 Lou Gorman Award, given to a Red Sox minor leaguer for demonstrating dedication and perseverance in overcoming obstacles while working his way to the Major League team.

2017: Made his 1st career Opening Day roster and appeared in a career-high 57 ML games over 3 stints for BOS.

- 🔥 Received the Red Sox' Tim Wakefield Award for Community Service.
- 🔥 Appeared in 7 games for Triple-A Pawtucket, all of which were scoreless.
- 🔥 Ranked T-9th among ML rookie pitchers in appearances (6th among left-handers).
- 🔥 Held LHH to a .121 AVG (8-for-66), which ranked 5th among ML pitchers (min. 75 BF)...Lefties began the season 2-for-29 (.069 AVG) against him.
- 🔥 Posted a 0.98 WHIP, the 9th-lowest mark among AL relievers with at least 55 appearances.
- 🔥 Allowed 0 runs in 45 of 57 appearances.
- 🔥 Held opponents to a .184 AVG (7-for-38) with RISP.
- 🔥 Limited opponents to a .080 AVG (2-for-25) over his final 15 appearances of the season (beginning 8/13).
- 🔥 Stranded 29 of 40 inherited runners (73%) and retired 41 of 57 first batters faced (72%).
- 🔥 Allowed the 1st run of his ML career on 4/28 vs. CHC, snapping a streak of 14 scoreless appearances to begin his career (since his ML debut on 9/2/16 at OAK), the longest streak for a BOS pitcher to begin a career since 1913.
- 🔥 Allowed his 1st HR in the majors in his 26th career appearance on 5/23 vs. TEX (Joey Gallo)...Was also the 1st XBH he had allowed in his career to a LHH.

- 🔥 Optioned to Pawtucket postgame on 7/17...Recalled on 7/28 when LHP David Price was placed on the DL.
- 🔥 Optioned to Pawtucket on 7/31...Recalled for the final time on 8/12 when Dustin Pedroia was placed on the DL.
- 2016: Made his ML debut at the age of 27, pitching in 7 September games without allowing a run (1-0, 6.0 IP, 6 H, 5 SO, 2 BB).**

- 🔥 Received the organization's Lou Gorman Award, given to a Red Sox minor leaguer who has demonstrated dedication and perseverance in overcoming obstacles while working his way to the Major League team.
- 🔥 Earned Triple-A Pawtucket's Most Valuable Pitcher and Community Spirit awards.
- 🔥 Became just the 2nd BOS pitcher since 1913 to begin his ML career with 7 scoreless outings (also Drake Britton, 7 in 2013; joined by Austin Maddox, 12 in 2017).
- 🔥 Selected to the ML roster on 9/2 and debuted that day at OAK, pitching a scoreless 9th inning...Struck out his first 2 batters faced (Billy Butler and Matt McBride).
- 🔥 Pitched 3.0 scoreless innings (6th-8th) in the Sox' 7-5, walk-off win over the Yankees on 9/15.
- 🔥 Earned his 1st ML win on 9/18 vs. NYY after retiring both batters faced.

- 🔥 Spent the majority of the season with Pawtucket, going 4-3 with a 2.54 ERA (22 ER/78.0 IP), a .202 opponent AVG, and a 0.91 WHIP in 32 games (6 starts).
- 🔥 Pitched 4.1 scoreless innings on 4/20 at Rochester and 5.0 shutout frames on 7/27 vs. Rochester.

2015: Made 38 appearances (3 starts) between Double-A Portland and Triple-A Pawtucket... Named an Eastern League mid-season All-Star.

- 🔥 Held LHH to a .170 AVG (16-for-94) and 0 XBH between the 2 levels.
- 🔥 Did not allow an ER in 13 appearances with Portland from 5/14-6/26 (20.1 IP).
- 🔥 Was the only pitcher to throw more than 1.0 inning in the EL All-Star Game on 7/15, tossing 1.1 perfect frames...Entered in the 7th with 2 outs and the bases loaded and induced a groundout to keep the game tied at 4.
- 🔥 Began his 4th stint with Pawtucket on 7/21 and spent the remainder of the season with the PawSox.
- 🔥 Placed on the DL from 8/4-10 (right calf strain).

2014: Led Portland relievers in wins (8) in his Double-A debut...Named an Eastern League mid-season All-Star.

- 🔥 Following the season, earned Arizona Fall League Rising Star honors after posting a 1.38 ERA (2 ER/13.0 IP) in 10 relief appearances for Surprise.

Robby Scott, Continued

2013: Posted the 2nd-lowest ERA (2.79) among High-A Salem pitchers with at least 50.0 IP.

🔥 Ranked among Carolina League leaders for relievers in opponent AVG (4th, .214) and fewest base runners per 9.0 IP (5th, 11.04)...Went 2-1 with a 0.57 ERA (2 ER/31.1 IP) over his final 13 regular season outings.

🔥 Tossed 2.0 scoreless postseason innings for Salem during its run to the Mills Cup Championship.

2012: Made 14 relief appearances with the GCL Red Sox after beginning the season on the DL.

🔥 Posted a 0.44 ERA (1 ER/20.1 IP), the 3rd-lowest mark among GCL hurlers with at least 20.0 IP.

2011: Purchased by the Red Sox from Yuma of the independent North American League on 8/9 after tossing 11.0 scoreless innings with 19 SO for the Scorpions.

🔥 Made his minor league debut on 8/11 and played in 6 games between the GCL Red Sox and Short-A Lowell.

Personal

🔥 Full name is Robert John Scott.

🔥 Married his wife, Chelsea, in December 2017.

🔥 Pitched at Broward Community College (2008-09) and Florida State University (2010-11)...Graduated from FSU as a double major in sociology and communications.

🔥 His mother, Margie, was inducted into the FSU Hall of Fame as a standout volleyball player.

🔥 Graduated in 2007 from Saint Thomas Aquinas High School in Fort Lauderdale, FL...Serves as an assistant coach for the varsity baseball team during the offseason.

In the Community

🔥 Received the Red Sox' 2017 Tim Wakefield Award for Community Service.

🔥 Earned the 2016 Sullivan Tire Community Spirit Award from the Pawtucket Red Sox.

🔥 Has made several visits to Boston Children's Hospital.

🔥 Has also participated in several events that help military families and veterans, including with PALS for Patriots and at the New England Center for Homeless Veterans.

🔥 Signed autographs and posed for pictures with fans during Red Sox Winter Weekend in 2017 and 2018.

🔥 Participated in the Red Sox Holiday Caravan in 2016 and 2017, visiting patients at Beth Israel Deaconess Medical Center, Boston Children's Hospital, the Jimmy Fund, MassGeneral Hospital for Children, Shriners Hospital, the Dana Farber Cancer Institute, and The BASE.

🔥 Has interacted with Jimmy Fund patients at Fenway Park and during spring training at JetBlue Park.

🔥 Has participated in events that benefit the Red Sox Foundation, including Casino Night and Picnic in the Park.

🔥 As part of the Red Sox Rookie Development Program in 2017, helped paint murals at Higginson-Lewis K-8 School.

🔥 Interacted with fans at the annual Christmas at Fenway event in 2016 and 2017.

🔥 Also in December 2016, took part in the Gift of Sox event at Codman Academy.

🔥 While with the PawSox in 2016, visited patients at Hasbro Children's Hospital, helped serve food at the Pawtucket Soup Kitchen, and read to children at an elementary school in Woonsocket, RI.

Robby Scott's Career Record

| YEAR | CLUB | W-L | ERA | G | GS | CG | SHO | SV | IP | H | R | ER | HR | HB | BB | SO | WP | BK |
|-------------------------------|-------------|--------------|-------------|------------|-----------|----------|----------|----------|--------------|------------|------------|-----------|-----------|-----------|-----------|------------|-----------|----------|
| 2011 | Yuma (IND) | 1-0 | 0.00 | 7 | 1 | 0 | 0 | 0 | 11.0 | 6 | 0 | 0 | 0 | 0 | 4 | 19 | 0 | 0 |
| | GCL Red Sox | 0-0 | 1.23 | 4 | 0 | 0 | 0 | 0 | 2 | 7.1 | 4 | 1 | 1 | 1 | 1 | 11 | 0 | 0 |
| | Lowell | 1-1 | 1.59 | 2 | 0 | 0 | 0 | 0 | 0 | 5.2 | 2 | 2 | 1 | 2 | 1 | 5 | 0 | 0 |
| 2012 | GCL Red Sox | 0-0 | 0.44 | 14 | 0 | 0 | 0 | 1 | 20.1 | 13 | 2 | 1 | 0 | 1 | 5 | 23 | 1 | 0 |
| 2013 | Salem | 4-4 | 2.79 | 31 | 0 | 0 | 0 | 2 | 67.2 | 51 | 27 | 21 | 6 | 2 | 30 | 44 | 5 | 0 |
| 2014 | Portland | 8-2 | 1.96 | 35 | 1 | 0 | 0 | 3 | 59.2 | 55 | 17 | 13 | 3 | 0 | 15 | 51 | 5 | 1 |
| 2015 | Pawtucket | 1-1 | 7.67 | 13 | 1 | 0 | 0 | 1 | 31.2 | 47 | 31 | 27 | 5 | 0 | 9 | 27 | 0 | 0 |
| | Portland | 1-1 | 2.06 | 25 | 2 | 0 | 0 | 0 | 43.2 | 32 | 14 | 10 | 3 | 1 | 13 | 41 | 3 | 1 |
| 2016 | Pawtucket | 4-3 | 2.54 | 32 | 6 | 0 | 0 | 0 | 78.0 | 57 | 22 | 22 | 9 | 4 | 14 | 73 | 3 | 0 |
| | BOSTON | 1-0 | 0.00 | 7 | 0 | 0 | 0 | 0 | 6.0 | 6 | 0 | 0 | 0 | 0 | 2 | 5 | 1 | 0 |
| 2017 | BOSTON | 2-1 | 3.79 | 57 | 0 | 0 | 0 | 0 | 35.2 | 22 | 16 | 15 | 7 | 3 | 13 | 31 | 3 | 0 |
| | Pawtucket | 0-0 | 0.00 | 7 | 0 | 0 | 0 | 0 | 7.1 | 3 | 0 | 0 | 0 | 0 | 5 | 5 | 1 | 0 |
| Major League Totals | | 3-1 | 3.24 | 64 | 0 | 0 | 0 | 0 | 41.2 | 28 | 16 | 15 | 7 | 3 | 15 | 36 | 4 | 0 |
| Minor League Totals | | 19-12 | 2.69 | 163 | 10 | 0 | 0 | 9 | 321.1 | 264 | 116 | 96 | 28 | 11 | 93 | 280 | 18 | 2 |
| Independent Lg. Totals | | 1-0 | 0.00 | 7 | 1 | 0 | 0 | 0 | 11.0 | 6 | 0 | 0 | 0 | 0 | 4 | 19 | 0 | 0 |

2011 Signed by the Boston Red Sox as a non-drafted free agent, 8/9

Career Fielding Record

| YEAR | CLUB | POS | PCT. | G | GS | PO | A | E | TC | DP |
|----------------------|--------|----------|--------------|-----------|----------|----------|----------|----------|----------|----------|
| 2016 | BOSTON | P | --- | 7 | 0 | 0 | 0 | 0 | 0 | 0 |
| 2017 | BOSTON | P | 1.000 | 57 | 0 | 1 | 4 | 0 | 5 | 0 |
| Career Totals | | P | 1.000 | 64 | 0 | 1 | 4 | 0 | 5 | 0 |

Career Single-Game Highs

| | |
|---------------------------------|---------------------------------|
| INNINGS PITCHED | 3.0, 9/15/16 vs. NYY |
| STRIKEOUTS | 2, 4 times, last 8/21/17 at CLE |
| HITS ALLOWED | 2, 5 times, last 8/12/17 at NYY |
| RUNS ALLOWED | 2, 4 times, last 9/3/17 at NYY |
| WALKS ALLOWED | 2, 6/28/17 vs. MIN |
| HOME RUNS ALLOWED | 2, 8/12/17 at NYY |
| EJECTIONS | None |
| SCORELESS INNINGS STREAK | 10.0, 9/2/16-4/26/17 |

68 STEVE SELSKY OF



Bats: Right • **Throws:** Right • **Height:** 6-0 • **Weight:** 210

Opening Day Age: 28 • **MLB Service:** 69 days

Born: 7/20/1989 in Manhattan Beach, CA

Resides: Phoenix, AZ

Acquired: Signed as a minor league free agent on 2/6/2018

Contract Status: Signed through 2018

Non-Roster Invitee

Career Highlights

🔥 Enters his 8th professional season, his 2nd in the Red Sox organization.

🔥 Made his 1st Opening Day roster in 2017 with BOS.

🔥 Made his ML debut in 2016 with CIN...Selected by the Reds in the 33rd round of the 2011 June Draft.

🔥 Recorded a hit in 7 consecutive at-bats for the Reds from 9/25-27/16.

🔥 Has a .364 OBP in 616 minor league games...Posted an OBP above .365 in each of his first 6 minor league seasons (2011-16).

2017: Made his 1st career Opening Day roster in his 1st year in the Red Sox organization, but spent a majority of the season with Triple-A Pawtucket.

🔥 Designated for assignment by CIN on 1/19/17 and claimed by BOS off waivers on 1/25/17.

🔥 Appeared in 8 games with BOS, going 1-for-9 with a double...Played 2 games at 3B and 1 in CF.

🔥 Also played in 79 games with the PawSox, making 58 starts in the OF (RF-26, LF-17, CF-15) and 14 at 1B.

🔥 Hit .276 vs. LHP for Pawtucket (21-for-76, 3 HR).

🔥 Made his lone start with BOS on 4/9 at DET, a 7-5 win...Started in CF and went 1-for-3 with a double before being replaced by pinch-hitter Brock Holt.

🔥 Optioned to Pawtucket following the Red Sox' game at NYY on 4/27.

🔥 Had 2 HR and 5 RBI on 5/28 vs. Durham.

🔥 On the disabled list from 8/16-22 with a concussion.

🔥 Designated for assignment on 8/23 to make room for Rajai Davis on the 40-man roster...Outrighted to Pawtucket on 8/29.

2016: Made his ML debut, appearing in 24 games (9 starts) and batting .314 (16-for-51) over 3 stints with CIN...Also posted a .280/.363/.459 batting line in 85 games with Triple-A Louisville.

🔥 For CIN, made 6 starts in RF, 2 in CF, and 1 in LF... For Louisville, started 39 games in the OF, 33 at 1B, and 8 at DH.

🔥 Posted a .333/.408/.581 batting line vs. LHP (43-for-129, 14 2B, 6 HR), going 5-for-10, 2B, HR at the ML level.

🔥 Selected to the ML roster on 5/20 and made his big league debut that day vs. SEA, appearing as a pinch-hitter in the 6th inning (SO)...Returned to Louisville on 5/24.

🔥 Recalled by CIN on 6/7 and recorded his 1st ML hit the following day vs. STL, a 5th-inning, pinch-hit double off Jaime Garcia.

🔥 Made his 1st ML start in CF on 6/12 vs. OAK (1-for-3, R)...Returned to Louisville on 6/17.

🔥 On the 7-day DL from 7/30-9/1 with a torn meniscus in his left knee...Had arthroscopic surgery in early August.

🔥 Went 5-for-9 (.556) in 3 rehab games with the AZL Reds before being reinstated on 9/2.

🔥 Played in Louisville's final 4 games before being promoted to CIN on 9/6.

🔥 Hit his 1st big league HR on 9/16 vs. PIT, a solo shot off Tony Watson...Was also his 1st career RBI.

🔥 Had a 7-game hitting streak from 9/17(G2)-27, during which he hit .500 (11-for-22).

🔥 Recorded a hit in 7 consecutive at-bats from 9/25-27, the longest such streak by a Reds player since Brandon Phillips (7 in 2015).

🔥 Went 5-for-5 with 4 RBI on 9/26 at STL...Was the only Reds player with 5+ hits in a game in 2016, and the 1st Reds rookie with 5+ hits in a game since Wade Rowdon on 7/9/86 at NYM (also 5).

🔥 Was the only rookie in 2016 to record 5+ hits—at least 1 of which was a HR—in a game.

2015: Missed a majority of the season due to a pair of DL stints...Batted .317 (57-for-180) with a .386 OBP in 51 games, all with Triple-A Louisville.

🔥 On the DL from 5/6-17 with a right hamstring strain, and again from 6/21 through the remainder of the season with a medial meniscus injury in his left knee.

2014: Named a Southern League mid-season All-Star...Batted .275 (79-for-287) with a .389 OBP between Double-A Pensacola and Triple-A Louisville.

🔥 Began the season with Pensacola...Promoted to Louisville on 6/18 and spent the remainder of the season with the Bats.

🔥 Had a .410 OBP at the time of his promotion, 8th-highest in Double-A through 6/17.

Steve Selsky

Steve Selsky, Continued

2013: Hit .274 (116-for-423) with an .807 OPS between High-A Bakersfield and Double-A Pensacola...Ranked T-2nd among Reds minor leaguers with 80 RBI.

👉 Began the season with Pensacola in his Double-A debut, but was transferred to Bakersfield on 5/14... Spent the remainder of the season with the Blaze.

👉 Named Red Sox Minor League Player of the Month for June, when he posted a .346/.438/.663 batting line.

👉 On the DL from 8/27 through the rest of the season.

2012: Posted a .317/.377/.515 batting line between Single-A Dayton and High-A Bakersfield...Ranked 2nd among Reds farmhands in AVG and RBI (74) and T-3rd in HR (18).

👉 Went 3-for-5 with a HR in his final game with Dayton (6/15 at Lake County) and hit 2 HR in his 1st game with Bakersfield on 6/21 at Rancho Cucamonga.

👉 Homered in 10 of 23 games from 7/8-8/2...Hit safely in 45 of his final 52 games (beginning 7/8).

👉 Named Reds Minor League Player of the Month for August, when he had a .380/.452/.593 batting line.

2011: Made his pro debut with 28 games at the Rookie level, posting a .311/.413/.585 batting line between the Arizona League Reds and Billings.

👉 Hit 6 HR in only 20 games with the AZL Reds.

👉 Hit 5 HR in a 6-game span from 8/13-19...Homered in 3 straight games from 8/16-19, recording his 1st multi-HR game on 8/16 at the AZL Cubs.

Personal

👉 Full name is Steven Garth Selsky.

👉 Signed by Clark Crist (Reds).

👉 He and his wife, Brittany (married in Jan. 2016), both attended the University of Arizona...Brittany was a stand-out soccer player who earned Arizona Gatorade Player of the Year honors in high school in 2007 and 2008.

👉 At Arizona, was enrolled in the College of Medicine as a pre-physiology major with a minor in business.

👉 Graduated from Loyola (CA) High School.

👉 His father, Steve, played in the minors for the LAD and CWS organizations...His mother, Lou Ann, played Olympic volleyball and was an All-American at Long Beach State.

Steve Selsky's Career Record

| YEAR | CLUB | AVG | G | AB | R | H | 2B | 3B | HR | RBI | SH | SF | HB | BB | SO | SB | CS | E |
|----------------------------|-------------|-------------|------------|-------------|------------|------------|------------|-----------|-----------|------------|----------|-----------|-----------|------------|------------|-----------|-----------|-----------|
| 2011 | AZL Reds | .338 | 20 | 74 | 17 | 25 | 6 | 0 | 6 | 18 | 1 | 1 | 1 | 12 | 13 | 3 | 1 | 0 |
| | Billings | .250 | 8 | 32 | 6 | 8 | 2 | 0 | 1 | 2 | 0 | 0 | 1 | 5 | 11 | 0 | 0 | 1 |
| 2012 | Dayton | .281 | 59 | 228 | 27 | 64 | 11 | 3 | 3 | 26 | 1 | 2 | 3 | 12 | 49 | 5 | 1 | 1 |
| | Bakersfield | .348 | 69 | 267 | 52 | 93 | 21 | 3 | 15 | 48 | 0 | 4 | 10 | 26 | 62 | 13 | 2 | 1 |
| 2013 | Pensacola | .181 | 32 | 83 | 7 | 15 | 2 | 0 | 0 | 12 | 3 | 1 | 2 | 10 | 20 | 0 | 0 | 3 |
| | Bakersfield | .297 | 91 | 340 | 54 | 101 | 19 | 5 | 13 | 68 | 0 | 2 | 15 | 37 | 79 | 9 | 4 | 9 |
| 2014 | Pensacola | .301 | 64 | 166 | 23 | 50 | 8 | 0 | 1 | 21 | 0 | 5 | 5 | 29 | 42 | 2 | 4 | 1 |
| | Louisville | .240 | 55 | 121 | 15 | 29 | 7 | 1 | 1 | 11 | 0 | 1 | 2 | 21 | 47 | 0 | 0 | 2 |
| 2015 | Louisville | .317 | 51 | 180 | 23 | 57 | 10 | 2 | 2 | 29 | 0 | 1 | 2 | 19 | 44 | 3 | 1 | 1 |
| 2016 | Louisville | .280 | 85 | 296 | 40 | 83 | 24 | 1 | 9 | 37 | 0 | 3 | 11 | 29 | 74 | 2 | 1 | 2 |
| | CINCINNATI | .314 | 24 | 51 | 9 | 16 | 2 | 0 | 2 | 7 | 1 | 0 | 0 | 2 | 22 | 1 | 0 | 0 |
| 2017 | AZL Reds | .556 | 3 | 9 | 2 | 5 | 1 | 0 | 0 | 4 | 0 | 0 | 0 | 2 | 3 | 0 | 0 | 0 |
| | BOSTON | .111 | 8 | 9 | 0 | 1 | 1 | 0 | 0 | 0 | 0 | 0 | 0 | 0 | 5 | 0 | 0 | 0 |
| | Pawtucket | .215 | 79 | 297 | 30 | 64 | 10 | 0 | 11 | 39 | 0 | 2 | 5 | 18 | 97 | 1 | 1 | 2 |
| Major League Totals | | .283 | 32 | 60 | 9 | 17 | 3 | 0 | 2 | 7 | 1 | 0 | 0 | 2 | 27 | 1 | 0 | 0 |
| Minor League Totals | | .284 | 616 | 2093 | 296 | 594 | 121 | 15 | 62 | 315 | 5 | 22 | 57 | 220 | 541 | 38 | 15 | 23 |
| Red Sox Totals | | .111 | 8 | 9 | 0 | 1 | 1 | 0 | 0 | 0 | 0 | 0 | 0 | 0 | 5 | 0 | 0 | 0 |

2011 Signed by the Cincinnati Reds as a 33rd-round selection in the June Draft

2017 Claimed by the Boston Red Sox off waivers from the Cincinnati Reds, 1/25

2018 Signed by the Boston Red Sox as a minor league free agent, 2/6

Additional Batting Statistics

| YEAR | CLUB | OBP | SLG | OPS | TB | GDP |
|----------------------------|------------|-------------|-------------|-------------|-----------|----------|
| 2016 | CINCINNATI | .340 | .471 | .810 | 24 | 1 |
| 2017 | BOSTON | .111 | .222 | .333 | 2 | 0 |
| Major League Totals | | .306 | .433 | .740 | 26 | 1 |

Career Fielding Record

| YEAR | CLUB | POS | PCT. | G | GS | PO | A | E | TC | DP |
|----------------------|------------|-----------|--------------|-----------|-----------|-----------|----------|----------|-----------|----------|
| 2016 | CINCINNATI | OF | 1.000 | 15 | 9 | 29 | 1 | 0 | 30 | 0 |
| 2017 | BOSTON | OF | 1.000 | 1 | 1 | 2 | 0 | 0 | 2 | 0 |
| | | 3B | 1.000 | 2 | 0 | 0 | 1 | 0 | 1 | 0 |
| Career Totals | | OF | 1.000 | 16 | 10 | 31 | 1 | 0 | 32 | 0 |
| | | 3B | 1.000 | 2 | 0 | 0 | 1 | 0 | 1 | 0 |

Career Single-Game Highs

| | |
|-----------------------|----------------------------------|
| HITS | 5, 9/26/16 at STL |
| DOUBLES | 1, 3 times, last 4/9/17 at DET |
| HOME RUNS | 1, 2 times, last 9/26/16 at STL |
| RBI | 4, 9/26/16 at STL |
| RUNS SCORED | 2, 9/26/16 at STL |
| WALKS | 1, 2 times, last 10/1/16 vs. CHC |
| STRIKEOUTS | 3, 2 times, last 9/21/16 at CHC |
| STOLEN BASES | 1, 10/1/16 vs. CHC |
| HITTING STREAK | 7, 9/17(G2)-27/16 |
| EJECTIONS | None |

Home Run Notes

| |
|--|
| MULTI-HOME RUN GAMES (0) |
| LEADOFF HOME RUNS (0) |
| GRAND SLAMS (0) |
| PINCH-HIT HOME RUNS (0) |
| EXTRA-INNING HOME RUNS (1) |
| 9/16/16 vs. PIT off Tony Watson (10th) |
| GAME-ENDING HOME RUNS (0) |
| INSIDE-THE-PARK HOME RUNS (0) |

67 CHANDLER SHEPHERD

RHP



Chandler Shepherd

Bats: Right • **Throws:** Right • **Height:** 6-1 • **Weight:** 209
Opening Day Age: 25 • **MLB Service:** None
Born: 8/25/1992 in Ashland, KY
Resides: Louisa, KY
Acquired: Selected in the 13th round of the 2014 June Draft
Contract Status: Signed through 2018

Career Highlights

- Enters his 5th professional season, all in the Red Sox organization.
- Has recorded a career 4.20 SO/BB ratio (227 SO/54 BB).
- Participated in the Red Sox Rookie Development Program in January 2017.

2017: Posted a 4.07 ERA (27 ER/59.2 IP) with a career-high 68 SO and 18 BB in 34 appearances (1 start) for Triple-A Pawtucket.

- Attended ML Spring Training as a non-roster invitee, his 1st appearance in big league camp.
- Posted a 3.10 ERA (10 ER/29.0 IP) in his final 17 appearances of the season (beginning 7/5).
- Allowed only 5 HR in 59.2 IP (0.75 HR/9.0 IP).
- Recorded 4+ outs in 23 of his 34 appearances...Had 4 outings of 3.0+ IP, all of which were scoreless.
- Struck out 11 of his first 20 batters faced.
- Issued 1.78 BB/9.0 IP in 21 games from 6/21 through the end of the season (35.1 IP, 7 BB).
- Retired all 10 batters faced on 8/17 at Louisville (3 SO).
- On 8/30 at Buffalo, entered a tied game in the 8th and threw 4.0 scoreless innings, earning his only win.
- Following the season, went 3-2 with a 4.09 ERA (15 ER/33.0 IP) in 7 starts for Hermosillo in the Mexican Pacific Winter League...Allowed 6 ER on 11/12 vs. Navojoa, but posted a 2.76 ERA (9 ER/29.1 IP) in his other 6 starts.
- Added to the Red Sox' 40-man roster on 11/20.

2016: Went 2-3 with 7 saves, a 2.81 ERA (20 ER/64.0 IP), and a .189 opponent AVG in 40 games (1 start) between Double-A Portland and Triple-A Pawtucket.

- Began the season in Portland and led the club with a 1.80 ERA, a 0.80 WHIP, and 6 saves (min. 10.0 IP).
- Held opponents scoreless in 18 of his 22 outings with the Sea Dogs...Threw at least 2.0 innings 8 times.
- Surrendered 0 ER in his final 12 appearances with Portland from 5/12-6/17 (13.2 IP)...In that span, held opponents to a .048 AVG (2-for-42, 19 SO, 5 BB).
- Allowed 0 hits in his final 8 Portland outings (7.1 IP).

- Transferred to Pawtucket on 6/20 and spent the remainder of the season there.

- Following the season, made 6 appearances for Escondido of the Dominican Winter League...Posted a 1.42 ERA (1 ER/6.1 IP) and a .160 opponent AVG (4-for-25).

2015: Went 3-2 with a 3.09 ERA (23 ER/67.0 IP) between Single-A Greenville (7 G) and High-A Salem (28 G)...Converted all 7 save chances.

- Transferred to Salem on 5/14 and pitched 3.0 scoreless innings that day vs. Winston-Salem (5 SO, 0 BB).
- Did not walk a batter in 11 consecutive games from 6/25-8/4 (20.1 IP, 13 SO).
- Named Red Sox Minor League Relief Pitcher of the Month for August/September.
- After the season, posted a .128 opponent AVG (5-for-39) in 9 games for Arizona Fall League champion Scottsdale.

2014: Made 16 appearances (1 start) for Short-A Lowell in his pro debut.

Personal

- Full name is James Chandler Shepherd.
- Signed by John Pyle (Red Sox).
- Went 13-6 with a 3.45 ERA in 60 career appearances (19 starts) at the University of Kentucky from 2012-14.
- Was a 2013 Cape Cod League All-Star with Harwich.
- Attended Lawrence County (KY) High School, where he played baseball, basketball, football, track, and golf...Went 12-1 with a 0.65 ERA and threw 2 no-hitters as a senior.

In the Community

- As part of the Red Sox Rookie Development Program in January 2017, helped paint murals at Higginson-Lewis K-8 School and visited Boston Children's Hospital.
- With the PawSox in 2017, helped put on a baseball clinic for more than 100 Latin youth members as part of the "Play Ball" initiative.
- Visited patients at Hasbro Children's Hospital in July 2017.
- Also in 2017, traveled to Camp Hope in Rhode Island to help put on a youth clinic for children affected by cancer.

Chandler Shepherd's Career Record

| YEAR | CLUB | W-L | ERA | G | GS | CG | SHO | SV | IP | H | R | ER | HR | HB | BB | SO | WP | BK |
|----------------------------|------------|--------------|-------------|------------|----------|----------|----------|-----------|--------------|------------|-----------|-----------|-----------|----------|-----------|------------|-----------|----------|
| 2014 | Lowell | 4-3 | 4.05 | 16 | 1 | 0 | 0 | 0 | 33.1 | 33 | 18 | 15 | 3 | 2 | 8 | 35 | 6 | 0 |
| 2015 | Greenville | 3-0 | 1.23 | 7 | 0 | 0 | 0 | 1 | 14.2 | 16 | 5 | 2 | 1 | 0 | 3 | 16 | 0 | 0 |
| | Salem | 0-2 | 3.61 | 28 | 0 | 0 | 0 | 6 | 52.1 | 48 | 23 | 21 | 3 | 1 | 7 | 46 | 5 | 0 |
| 2016 | Portland | 1-1 | 1.80 | 22 | 0 | 0 | 0 | 6 | 30.0 | 14 | 8 | 6 | 3 | 0 | 10 | 39 | 1 | 0 |
| | Pawtucket | 1-2 | 3.71 | 18 | 1 | 0 | 0 | 1 | 34.0 | 28 | 14 | 14 | 3 | 0 | 8 | 23 | 0 | 0 |
| 2017 | Pawtucket | 1-5 | 4.07 | 34 | 1 | 0 | 0 | 2 | 59.2 | 59 | 31 | 27 | 5 | 1 | 18 | 68 | 3 | 0 |
| Minor League Totals | | 10-13 | 3.42 | 125 | 3 | 0 | 0 | 16 | 224.0 | 198 | 99 | 85 | 18 | 4 | 54 | 227 | 15 | 0 |

2011 Selected by the Chicago White Sox in the 41st round of the June Draft (did not sign)
 2014 Signed by the Boston Red Sox as a 13th-round selection in the June Draft

39 CARSON SMITH

RHP



Bats: Right • **Throws:** Right • **Height:** 6-5 • **Weight:** 234

Opening Day Age: 28 • **MLB Service:** 3 years, 28 days

Born: 10/19/1989 in Midland, TX

Resides: Houston, TX

Acquired: From Seattle with LHP Roenis Elias in exchange for LHP Wade Miley and RHP Jonathan Aro on 12/7/2015

Contract Status: Signed through 2018

Career Highlights

- Entering his 7th professional season, his 3rd with BOS.
- Was an 8th-round selection of the Mariners in the 2011 June Draft...Made his ML debut for the club in 2014.
- Underwent Tommy John surgery on 5/24/16 and returned to the majors with 8 games in September 2017.
- Did not allow an ER over his first 10 appearances (9.1 IP) as a member of the Red Sox from 2016-17.
- Has faced 1,051 batters in his pro career and has allowed just 6 HR in 253.1 IP (0.21 HR/9.0 IP).
- Enters 2018 having allowed 0 HR to his last 227 ML batters faced (last HR: 6/9/15 vs. CLE, Yan Gomes).
- Recorded 92 SO in 70.0 IP as a rookie with SEA in 2015 (11.8 SO/9.0 IP).
- Set SEA reliever records for the most scoreless appearances (20) and most scoreless innings (19.1) to begin a ML career between 2014 and 2015.
- 2017: Appeared in 8 games in September for BOS... Began the year on the disabled list recovering from Tommy John surgery performed on 5/24/16.**
- Placed on the 10-day DL on 4/1 and transferred to the 60-day DL on 4/27.
- Began his rehab assignment on 8/5 and made a total of 11 appearances between Double-A Portland and Triple-A Pawtucket.
- Was returned from his rehab assignment with Pawtucket and reinstated from the DL on 9/5...Made his season debut that night vs. TOR, throwing a perfect 18th inning with 1 SO in the Red Sox' 19-inning victory.
- Recorded his 1st save as a Red Sox in the club's 11-inning win on 9/18 at BAL.
- Held opponents to a .182 AVG (4-for-22) over the first 7 appearances of his season before allowing 3 hits in 3 AB in his final outing of the year on 9/30 vs. HOU.
- POSTSEASON:** Made scoreless appearances in Games 2 (0.1 IP) and 3 (1.0 IP) of the ALDS vs. HOU.
- 2016: In his 1st season with the Red Sox, was limited to 3 games due to a right elbow injury.**
- Made 5 scoreless appearances (4.0 IP) in spring training before being placed on the 15-day disabled list with a right flexor muscle strain on 4/3 (retro to 3/25).
- Appeared in extended spring training games in Fort Myers, FL and began a rehab assignment with Double-A Portland in late April...Made 2 scoreless appearances (1.2 IP) for the Sea Dogs from 4/29-30.
- Was returned from his rehab assignment and activated from the DL on 5/3...Made his Red Sox debut on 5/3 at CWs with a scoreless 7th inning, striking out 1.
- Did not allow an ER in any of his 3 appearances.
- Was placed on the DL with right elbow soreness on 5/20 (retro to 5/15).
- Underwent Tommy John surgery on his right elbow on 5/24...The procedure was performed by Dr. David Altchek at the Hospital for Special Surgery in New York, NY...Transferred to the 60-day DL on 6/7.
- 2015: In his 1st full season in the big leagues, led ML rookie relievers with 92 SO in 70.0 IP (11.8 SO/9.0 IP) over 70 appearances for SEA.**
- Ranked 4th among AL relievers in SO, 5th in IP and opponent OPS (.539), T-8th in holds (22), 9th in opponent AVG (.194), 11th in ERA (2.31), and 13th in WHIP (1.01)...Finished 3rd in ground ball rate (65.4%).
- No other player in ML history with at least 15.0 IP in a season had ever posted both a strikeout rate (11.8 SO/9.0 IP) and ground ball rate (65.4%) as high in a single season.
- Tied the Mariners single-season record for SO by a rookie reliever (also Enrique Romo in 1977)...Finished 2nd in appearances behind Ed Vande Berg's 78 in 1982.
- Led all Mariners relievers in SO, appearances, and IP, and was T-2nd in saves (13).
- Limited opponents to a .278 OBP...Did not allow a HR over his final 43 games of the season (44.0 IP).
- Made his 1st career Opening Day roster...In his season debut on Opening Day, 4/6 vs. LAA, earned a hold by striking out Mike Trout with 2 out and 2 on in the 8th inning to preserve the Mariners' 4-1 lead.
- Allowed the 1st run of his ML career in his 21st game in the big leagues on 5/3/15 at HOU (1.1 IP)...Had gone the first 20 appearances of his ML career without allowing a run (9/1/14-4/30/15).
- Set Mariners records for most scoreless appearances and most scoreless innings (19.1) to begin a career.
- 2014: Made his ML debut with SEA, but spent the majority of the season with Triple-A Tacoma.**
- Began the year with Tacoma, his 1st experience at the Triple-A level...Had 3 stints on the DL with Tacoma: 4/24-5/17 (right hand contusion), 6/9-16 (right oblique strain), and 8/8-17 (left chest strain).
- Was added to SEA's active ML roster from Tacoma on 9/1 and made his ML debut that day at OAK (0.1 IP).
- Did not allow a run in any of his 9 appearances with the Mariners (8.1 IP).
- Rated by *Baseball America* as the Mariners' No. 10 prospect after the season.

2013: Named Seattle's Minor League Relief Pitcher of the Year.

🔥 Allowed only 1 ER in 28.2 IP (0.31 ERA) over his final 22 outings of the season (beginning 6/21).

🔥 Following the season, pitched for Peoria in the Arizona Fall League.

🔥 After the season, was rated by *Baseball America* as the No. 14 prospect in the SEA organization.

2012: Spent his 1st professional season with High Desert, where he finished with the 3rd-highest SO/9.0 IP rate among High-A California League relievers at 11.2 (77 SO/62.0 IP).

🔥 Moved into the closer's role on 6/15 and converted 14 of 15 save opportunities through the end of the season.

🔥 From 6/15 on, allowed 2 ER over his final 33.2 IP (0.53 ERA), which spanned 28 games.

🔥 Following the season, pitched for Peoria in the Arizona Fall League.

🔥 Was rated by *Baseball America* as possessing the best slider in the Mariners minor league system after the season...The publication also rated him as the club's No. 16 prospect after the season.

2011: Participated in the Mariners' Instructional League after being selected by the club in the 8th round of the June Draft.

Personal

🔥 Full name is Carson Donald Smith.

🔥 Signed by Kyle Van Hook (Mariners).

🔥 Pitched for Grayson County (TX) College in 2009 and Texas State University from 2010-11...Named Southland Conference Pitcher of the Year in 2010 and 2011.

🔥 Is a 2008 graduate of Midland Christian (TX) High School.

In the Community

🔥 Has participated in the Red Sox Foundation's Casino Night and Picnic in the Park events.

🔥 Took part in On-Field Photo Day at Fenway Park in May 2016.



Carson Smith's Career Record

| YEAR | CLUB | W-L | ERA | G | GS | CG | SHO | SV | IP | H | R | ER | HR | HB | BB | SO | WP | BK |
|------|----------------------------|------------|-------------|------------|----------|----------|----------|-----------|--------------|------------|-----------|-----------|----------|-----------|-----------|------------|-----------|----------|
| 2012 | High Desert | 5-1 | 2.90 | 49 | 0 | 0 | 0 | 15 | 62.0 | 54 | 22 | 20 | 2 | 5 | 28 | 77 | 9 | 1 |
| 2013 | Jackson | 1-3 | 1.80 | 44 | 0 | 0 | 0 | 15 | 50.0 | 33 | 12 | 10 | 1 | 5 | 17 | 71 | 7 | 0 |
| 2014 | Tacoma | 1-3 | 2.93 | 39 | 0 | 0 | 0 | 10 | 43.0 | 44 | 19 | 14 | 1 | 1 | 13 | 45 | 2 | 0 |
| | SEATTLE | 1-0 | 0.00 | 9 | 0 | 0 | 0 | 0 | 8.1 | 2 | 0 | 0 | 0 | 0 | 3 | 10 | 0 | 0 |
| 2015 | SEATTLE | 2-5 | 2.31 | 70 | 0 | 0 | 0 | 13 | 70.0 | 49 | 19 | 18 | 2 | 7 | 22 | 92 | 6 | 0 |
| 2016 | Portland | 0-0 | 0.00 | 2 | 0 | 0 | 0 | 0 | 1.2 | 0 | 0 | 0 | 0 | 0 | 0 | 2 | 0 | 0 |
| | BOSTON | 0-0 | 0.00 | 3 | 0 | 0 | 0 | 0 | 2.2 | 2 | 1 | 0 | 0 | 0 | 1 | 2 | 0 | 0 |
| 2017 | Portland | 0-1 | 54.00 | 1 | 1 | 0 | 0 | 0 | 0.1 | 0 | 2 | 2 | 0 | 0 | 3 | 0 | 0 | 0 |
| | Pawtucket | 1-1 | 4.15 | 10 | 0 | 0 | 0 | 0 | 8.2 | 10 | 5 | 4 | 0 | 0 | 3 | 6 | 0 | 1 |
| | BOSTON | 0-0 | 1.35 | 8 | 0 | 0 | 0 | 1 | 6.2 | 7 | 1 | 1 | 0 | 0 | 2 | 7 | 0 | 0 |
| | Major League Totals | 3-5 | 1.95 | 90 | 0 | 0 | 0 | 14 | 87.2 | 60 | 21 | 19 | 2 | 7 | 28 | 111 | 6 | 0 |
| | Minor League Totals | 8-8 | 2.72 | 145 | 1 | 0 | 0 | 40 | 165.2 | 141 | 60 | 50 | 4 | 11 | 64 | 201 | 18 | 2 |
| | Red Sox Totals | 0-0 | 0.96 | 11 | 0 | 0 | 0 | 1 | 9.1 | 9 | 2 | 1 | 0 | 0 | 3 | 9 | 0 | 0 |

2011 Selected by the Seattle Mariners in the 8th round of the June Draft

2015 Acquired by the Boston Red Sox along with LHP Roenis Elias in exchange for LHP Wade Miley and RHP Jonathan Aro, 12/7

2016 On disabled list with a right flexor muscle strain, 3/25-5/2

2016 On disabled list with right elbow soreness, 5/15 through remainder of season

2017 On disabled list recovering from Tommy John surgery, 4/1-9/4

Division Series Record

| YEAR | CLUB | W-L | ERA | G | GS | CG | SHO | SV | IP | H | R | ER | HR | HB | BB | SO | WP | BK |
|------|-------------|-----|------|---|----|----|-----|----|-----|---|---|----|----|----|----|----|----|----|
| 2017 | BOS vs. HOU | 0-0 | 0.00 | 2 | 0 | 0 | 0 | 0 | 1.1 | 2 | 0 | 0 | 0 | 0 | 2 | 1 | 0 | 0 |

Career Fielding Record

| YEAR | CLUB | POS | PCT. | G | GS | PO | A | E | TC | DP |
|------|----------------------|----------|-------------|-----------|----------|-----------|----------|----------|-----------|----------|
| 2014 | SEATTLE | P | 1.000 | 9 | 0 | 0 | 1 | 0 | 1 | 0 |
| 2015 | SEATTLE | P | .944 | 70 | 0 | 11 | 6 | 1 | 18 | 0 |
| 2016 | BOSTON | P | 1.000 | 3 | 0 | 0 | 0 | 0 | 0 | 0 |
| 2017 | BOSTON | P | 1.000 | 8 | 0 | 0 | 1 | 0 | 1 | 0 |
| | Career Totals | P | .950 | 90 | 0 | 11 | 8 | 1 | 20 | 0 |

Career Single-Game Highs

| | |
|---------------------------------|------------------------------------|
| INNINGS PITCHED | 2.0, 6 times, last 9/25/17 vs. TOR |
| STRIKEOUTS | 5, 7/7/15 vs. DET |
| HITS ALLOWED | 3, 6 times, last 10/1/17 vs. HOU |
| RUNS ALLOWED | 2, 5 times, last 8/22/15 vs. CWS |
| WALKS ALLOWED | 3, 8/16/15 at BOS |
| HOME RUNS ALLOWED | 1, 2 times, last 6/9/15 at CLE |
| WINNING STREAK | 1, 3 times, last 9/2/15 at HOU |
| EJECTIONS | None |
| SCORELESS INNINGS STREAK | 19.1, 9/1/14-5/3/15 |

23 BLAKE SWIHART

CATCHER/UTILITY



Bats: Switch • **Throws:** Right • **Height:** 6-0 • **Weight:** 190
Opening Day Age: 25 • **MLB Service:** 1 year, 164 days
Born: 4/3/1992 in Bedford, TX
Resides: Rio Rancho, NM
Acquired: Selected in the 1st round (26th overall) of the 2011 June Draft
Contract Status: Signed through 2018

Career Highlights

🔥 Entering his 8th professional season, all in the Red Sox organization.

🔥 Played no defensive position other than catcher in his first 5 professional seasons (2011-15) before spending time at catcher, LF, and 1B in 2016-17.

🔥 Served as the Red Sox' primary catcher at age 23 in 2015, making a team-high 78 starts at the position in his ML debut...Led AL catchers with a .274 AVG (min. 250 PA).

🔥 On 8/28/15 at NYM, led off the 10th inning with an inside-the-park HR off Carlos Torres.

🔥 Notched his 1st career multi-HR game and drove in a career-high 5 runs on 9/29/15 at NYY.

🔥 Entered the 2015 season as Boston's No. 1 prospect according to *Baseball America*, the 1st Red Sox catcher to hold the distinction since 2000 (Steve Lomasney).

🔥 Was ranked by *Baseball America* as Boston's top catching prospect following each of his first 4 pro seasons (2011-14)...Was the publication's 2014 Minor League Catcher of the Year.

🔥 In 2014, earned Double-A Portland MVP honors.

🔥 Named the Red Sox' 2013 Minor League Defensive Player of the Year.

🔥 Has thrown out 40.2% of minor league attempted base stealers since 2013 (100 of 249)...Led Eastern League qualifiers in 2014 (47.5%, 28 of 59) and Carolina League qualifiers in 2013 (41.5%, 44 of 106).

2017: Spent a majority of the season with Triple-A Pawtucket before joining BOS as a September call-up.

🔥 Missed approximately 2 months of the season due to DL stints from 4/30-5/25 (left finger contusion) and 7/5-8/12 (left ankle inflammation).

🔥 For the PawSox, made 43 starts at catcher and threw out 13 of 42 (31%) attempted base stealers.

🔥 Also made 7 starts at 1B between the Rookie-level Gulf Coast League Red Sox and Pawtucket, his 1st career appearances at the position.

🔥 Began the season with Pawtucket and went 7-for-21 (.333) with a HR and 7 RBI in his first 6 games.

🔥 Played in 9 rehab games with the GCL Red Sox from 8/3-12...Reinstated from the DL on 8/13 and spent the rest of the season rotating between DH, 1B, and C.

🔥 Recalled by BOS on 9/1 and appeared in 6 ML games...Entered the game on 9/3 at NYY as a pinch-hitter in the 9th inning and drew a walk... Marked his 1st ML appearance since 6/4/16 vs. TOR.

RED SOX ROOKIES WITH 2+ HR IN A GAME AT YANKEE STADIUM

| Player | Game |
|----------------------|----------------|
| Fred Lynn | 4/16/75 |
| Jason Varitek | 9/15/98 |
| Blake Swihart | 9/29/15 |
| Andrew Benintendi | 8/12/17 |

*Source: Elias Sports Bureau

🔥 In the Sox' 13-6, 15-inning win at TB on 9/15, pinch-ran for Sandy Leon in the 9th inning and caught the rest of the game (1-for-4)...Sox pitchers set a single-game franchise record with 24 SO, 10 of which were recorded with Swihart in the game.

🔥 Following the season, hit .407 with a .515 OBP (11-for-27, 2 2B, 6 BB, 6 SO) in 9 games for Escogido in the Dominican Winter League...Played 6 games at catcher, 1 at 1B, 1 at DH, and 1 as a pinch-hitter.

2016: Made his 1st career Opening Day roster, but missed a majority of the season on the disabled list...Made his first 6 ML starts at catcher and his final 13 in LF.

🔥 Became the 1st Red Sox ever to record 3+ triples, 0 doubles, and 0 HR in a season...The only other AL player to do that since 1920 is MIN's Chuck Baker in 1981.

🔥 Started the Sox' season opener on 4/5 at CLE...At 24 years old, became Boston's youngest Opening Day catcher since Rich Gedman in 1983 (23 years old).

🔥 Optioned to Triple-A Pawtucket on 4/15...Played catcher, LF, and DH during his stint with the PawSox.

🔥 Made his professional OF debut on 4/28 at Syracuse.

🔥 Recalled by BOS on 5/20 and made his ML outfield debut that day vs. CLE (starting LF).

🔥 Tripled twice in the Sox' 10-3 win over COL on 5/25...Joined Jackie Bradley Jr. (4/30/16 vs. NYY) as the only Red Sox with 2+ triples from the No. 9 spot in the batting order in the last 100 years.

🔥 Recorded his 1st ML outfield assist on 6/3 vs. TOR, throwing out José Bautista at 3B.

🔥 Removed from the game on 6/4 vs. TOR after sliding into the wall attempting to make a catch in foul territory in the 7th inning.

🔥 Placed on the 15-day disabled list with a left ankle sprain on 6/5...Transferred to the 60-day DL on 7/9.

🔥 On 8/15, underwent successful surgery on his left ankle and missed the rest of the season...Dr. Robert Anderson performed the surgery at Mercy Hospital in Charlotte, NC.

2015: In his debut ML season, led the Red Sox with 83 games and 78 starts behind the plate... Hit .274 (79-for-288) in 84 games with BOS, best among AL catchers (min. 250 PA).

👉 His 84 games were the most by a Red Sox in his 1st ML season since Shea Hillenbrand in 2001 (139).

👉 His 78 starts at catcher were the most for a 1st-year major leaguer since BAL's Matt Wieters in 2009 (84) and the 3rd-most for a 1st-year Red Sox behind Roy Partee (86 in 1943) and Gary Allenson (82 in 1978).

👉 His .274 AVG was the best by a rookie Red Sox catcher with at least 250 PA since Carlton Fisk hit .293 in 1972.

👉 Hit .306 (60-for-196) from 6/11 through the end of the season.

👉 Recalled from Triple-A on 5/2 after 18 games with Pawtucket...Made his ML debut as BOS' starting catcher that day vs. NYY...Recorded his 1st ML hit in the 5th inning, a single off Nathan Eovaldi.

👉 At 23 years and 29 days old on 5/2, became the youngest Red Sox starting catcher since Rich Gedman at 22 years old in 1982.

👉 Hit his 1st major league HR on 6/4 vs. MIN, a solo shot off Tommy Milone with 2 out in the 3rd inning.

👉 Placed on the 15-day DL on 7/3 (retro to 7/1) with a sprained left foot...Played 4 rehab games between Pawtucket and Double-A Portland...Activated on 7/20.

👉 Had 4 hits on 8/15 vs. SEA (4-for-5, 4 R, 2 2B, 3 RBI, BB) and 8/21 vs. KC (4-for-4, 3 R, 2 2B, 2 RBI)...Elias says the only other rookie catcher with multiple 4-hit games for BOS in a season was Johnny Peacock in 1938.

👉 On 8/28 at NYM, led off the 10th inning with an inside-the-park HR off Carlos Torres.

👉 Became the 1st BOS catcher with an inside-the-park HR since Duane Josephson on 9/3/71, and the 1st Red Sox to hit one in extra innings (regardless of position) since Joe Foy on 7/17/66 (10th inning).

👉 According to Elias, was the 1st ML catcher with an inside-the-park HR in extras since Bob Brenly on 8/29/84 at MON (11th inning).

👉 Had 3 HR in his last 6 games of the season.

👉 Notched his 1st career multi-HR game and drove in a career-high 5 runs on 9/29 at NYY...At 23 years old, was the youngest Red Sox catcher with a multi-HR game since Mike Ryan on 5/2/65.

👉 According to Elias, was the 3rd Sox rookie with multiple HR in a road game against the Yankees (also Fred Lynn, 4/16/75; and Jason Varitek, 9/15/98)...Was joined on 8/12/17 by Andrew Benintendi.

2014: Spent most of the season with Double-A Portland and was named the club's MVP, as well as a mid-season Eastern League All-Star...Won the Governors' Cup with Triple-A Pawtucket.

👉 Named to *Baseball America's* All-Star 1st Team and tabbed BA's Minor League Catcher of the Year.

👉 Was the primary catcher for a Sea Dogs team that posted the best season ERA in the EL (3.41).

👉 Threw out 46% of attempted base stealers during the regular season, including an EL-best 48% (28 of 59) while with the Sea Dogs...Did not allow a passed ball.

👉 Was the East Division's starting catcher in the EL All-Star Game on 7/16 in Altoona...Picked off a runner at 1B.

👉 At the time of his 8/4 promotion to Triple-A, was leading the Sea Dogs in hits (104), 2B (23), and TB (169).

👉 In 5 playoff games for the Governors' Cup-champion PawSox, batted .333 (6-for-18) with 3 BB.

👉 Following the season, named the Red Sox' No. 1 prospect by *Baseball America* and the No. 1 catching prospect in the EL (No. 8 overall).

👉 Also tabbed by *Baseball America* as the best catcher in the Red Sox system for a 4th straight year, as well as the best athlete among Boston minor leaguers.

2013: Spent entire season with High-A Salem... Named a Carolina League mid-season All-Star.

👉 Named Red Sox Minor League Defensive Player of the Year.

👉 Rated by *Baseball America* as the best defensive catcher in the Carolina League.

👉 Led CL catchers in CS% (41.5, 44 of 106), games (101), chances (841), putouts (743), and assists (88).

👉 Started behind the plate for the Carolina League in the California/Carolina League All-Star Game on 6/18 in San Jose, CA...Went 1-for-3 with an RBI and a run scored and threw out the only attempted base stealer.

👉 Tabbed Red Sox Minor League Defensive Player of the Month for July.

👉 Caught all 5 postseason games en route to Salem's Mills Cup title.

👉 Following the season, named the No. 1 catching prospect and the No. 5 prospect overall in the Red Sox system by *Baseball America*...Also rated the No. 1 catching prospect in the CL, the league's No. 5 prospect overall.

2012: Made his full-season debut with Single-A Greenville...Caught 27 of 86 (31%) base stealers.

👉 On the DL from 8/1-14 with a right hip strain.

👉 Following the season, ranked by *Baseball America* as Boston's No. 1 catching prospect (No. 6 prospect overall).

2011: Made pro debut with 2 games for the Rookie-level Gulf Coast League Red Sox.

👉 Ranked by *Baseball America* as Boston's No. 1 catching prospect and No. 3 prospect overall following the season.

Personal

👉 Full name is Blake Aubry Swihart...Last name is pronounced "SWY-hart."

👉 Married his wife, Shelby, on 12/15/17.

👉 Signed by Matt Mahoney (Red Sox).

👉 Rated the No. 1 catcher available in the 2011 June Draft by *Baseball America*...Became the highest-drafted player out of New Mexico since Shane Andrews in 1990.

👉 Hit .602 (56-for-93) with 17 2B, 5 3B, 5 HR, 41 RBI, and 58 R in 28 games as a senior at V. Sue Cleveland (NM) High School in 2011.

👉 Played for USA Baseball's 18U National Team in 2010 and led the club with a .448 AVG.

👉 Played in the 2010 AFLAC All-American High School Baseball Classic.

Blake Swihart, Continued

In the Community

👉 Attended Red Sox Winter Weekend in 2016, 2017, and 2018, signing autographs, taking pictures with fans, and participating in panel discussions.

👉 During spring training in each of the last 3 years, has participated in a Fort Myers "Days of Service" event... Also played in the 2017 Children's Hospital Celebrity Golf Classic in Fort Myers.

👉 Has interacted with Jimmy Fund patients at Fenway Park and JetBlue Park.

👉 Has participated in Red Sox Destinations and Red Sox Rewards events.

👉 In 2016, took part in Sox Talk and BoSox Family Day events.

👉 In 2015, visited an elementary school as part of the Rally Against Cancer, met with Jimmy Fund patients at Fenway Park, and attended Picnic in the Park, which benefits the Red Sox Foundation.

👉 As part of the 2014 and 2015 Red Sox Rookie Development Programs, visited the Jimmy Fund and Boston Children's Hospital, and painted murals at McKinley Middle School and the Curley K-8 School in Boston with members of the Red Sox Scholars program.

Blake Swihart's Career Record

| YEAR | CLUB | AVG | G | AB | R | H | 2B | 3B | HR | RBI | SH | SF | HB | BB | SO | SB | CS | E |
|------|----------------------------|-------------|------------|-------------|------------|------------|-----------|-----------|-----------|------------|----------|-----------|----------|------------|------------|-----------|-----------|-----------|
| 2011 | GCL Red Sox | .000 | 2 | 6 | 0 | 0 | 0 | 0 | 0 | 0 | 0 | 0 | 0 | 2 | 0 | 0 | 0 | 0 |
| 2012 | Greenville | .262 | 92 | 344 | 44 | 90 | 17 | 4 | 7 | 53 | 0 | 8 | 0 | 26 | 68 | 6 | 2 | 7 |
| 2013 | Salem | .298 | 103 | 376 | 45 | 112 | 29 | 7 | 2 | 42 | 1 | 3 | 1 | 41 | 63 | 7 | 8 | 10 |
| 2014 | Portland | .300 | 92 | 347 | 47 | 104 | 23 | 3 | 12 | 55 | 0 | 3 | 1 | 29 | 65 | 7 | 1 | 8 |
| | Pawtucket | .261 | 18 | 69 | 6 | 18 | 3 | 1 | 1 | 9 | 0 | 0 | 0 | 2 | 15 | 1 | 0 | 0 |
| 2015 | Pawtucket | .311 | 20 | 74 | 7 | 23 | 3 | 0 | 0 | 11 | 0 | 0 | 0 | 6 | 14 | 1 | 1 | 1 |
| | BOSTON | .274 | 84 | 288 | 47 | 79 | 17 | 1 | 5 | 31 | 2 | 0 | 1 | 18 | 77 | 4 | 2 | 3 |
| | Portland | .429 | 2 | 7 | 1 | 3 | 1 | 0 | 0 | 0 | 0 | 0 | 0 | 0 | 2 | 0 | 0 | 0 |
| 2016 | BOSTON | .258 | 19 | 62 | 9 | 16 | 0 | 3 | 0 | 5 | 0 | 1 | 0 | 11 | 17 | 0 | 1 | 0 |
| | Pawtucket | .243 | 29 | 103 | 13 | 25 | 4 | 0 | 1 | 8 | 0 | 2 | 0 | 17 | 17 | 2 | 1 | 3 |
| 2017 | Pawtucket | .190 | 53 | 195 | 22 | 37 | 6 | 1 | 4 | 23 | 1 | 1 | 2 | 13 | 54 | 1 | 0 | 2 |
| | GCL Red Sox | .167 | 9 | 30 | 6 | 5 | 2 | 0 | 0 | 2 | 0 | 0 | 0 | 8 | 8 | 2 | 0 | 0 |
| | BOSTON | .200 | 6 | 5 | 1 | 1 | 0 | 0 | 0 | 0 | 0 | 0 | 0 | 2 | 3 | 0 | 0 | 0 |
| | Major League Totals | .270 | 109 | 355 | 57 | 96 | 17 | 4 | 5 | 36 | 2 | 1 | 1 | 31 | 97 | 4 | 3 | 3 |
| | Minor League Totals | .269 | 420 | 1551 | 191 | 417 | 88 | 16 | 27 | 203 | 2 | 17 | 4 | 142 | 308 | 27 | 13 | 31 |

2011 Signed by the Boston Red Sox as a 1st-round selection (26th overall) in the June Draft

2015 On disabled list with a sprained left foot, 7/1-19

2016 On disabled list with a left ankle sprain, 6/5 through remainder of season

Additional Batting Statistics

| YEAR | CLUB | OBP | SLG | OPS | TB | GDP |
|------|----------------------------|-------------|-------------|-------------|------------|----------|
| 2015 | BOSTON | .319 | .392 | .712 | 113 | 8 |
| 2016 | BOSTON | .365 | .355 | .720 | 22 | 0 |
| 2017 | BOSTON | .429 | .200 | .629 | 1 | 0 |
| | Major League Totals | .330 | .383 | .713 | 136 | 8 |

Career Fielding Record

| YEAR | CLUB | POS | PCT. | G | GS | PO | A | E | TC | DP | CCS | SB | CCS% | PB | PKO | INN | ERA |
|------|----------------------|-----------|--------------|-----------|-----------|------------|-----------|----------|------------|----------|-----------|-----------|-------------|-----------|----------|--------------|-------------|
| 2015 | BOSTON | C | .995 | 83 | 78 | 570 | 39 | 3 | 612 | 4 | 13 | 41 | 24.1 | 16 | 1 | 688.0 | 4.51 |
| 2016 | BOSTON | C | 1.000 | 6 | 6 | 59 | 3 | 0 | 62 | 0 | 1 | 3 | 25.0 | 3 | 0 | 52.0 | 5.71 |
| | BOSTON | OF | 1.000 | 13 | 13 | 30 | 1 | 0 | 31 | 0 | | | | | | | |
| 2017 | BOSTON | C | 1.000 | 4 | 0 | 16 | 1 | 0 | 17 | 0 | 0 | 1 | 0.0 | 1 | 0 | 12.0 | 0.75 |
| | Career Totals | C | .996 | 93 | 84 | 645 | 43 | 3 | 691 | 4 | 14 | 45 | 23.7 | 20 | 1 | 752.0 | 4.54 |
| | | OF | 1.000 | 13 | 13 | 30 | 1 | 0 | 31 | 0 | | | | | | | |

Career Single-Game Highs

HITS 4, 2 times, last 8/21/15 vs. KC

DOUBLES 2, 2 times, last 8/21/15 vs. KC

HOME RUNS 2, 9/29/15 at NYY

RBI 5, 9/29/15 at NYY

RUNS SCORED 4, 8/15/15 vs. SEA

WALKS 2, 4 times, last 6/4/16 vs. TOR

STRIKEOUTS 3, 3 times, last 5/27/16 at TOR

STOLEN BASES 1, 4 times, last 9/2/15 vs. NYY

HITTING STREAK 8, 5/20-31/15

EJECTIONS None

Home Run Notes

MULTI-HOME RUN GAMES (1)

2-HOME RUN GAMES (1)

9/29/15 at NYY

LEADOFF HOME RUNS (0)

GRAND SLAMS (0)

PINCH-HIT HOME RUNS (0)

EXTRA-INNING HOME RUNS (1)

8/28/15 at NYM off Carlos Torres (10th)

GAME-ENDING HOME RUNS (0)

INSIDE-THE-PARK HOME RUNS (1)

8/28/15 at NYM off Carlos Torres

83 ANEURY TAVÁREZ

OF



Bats: Left • **Throws:** Right • **Height:** 5-9 • **Weight:** 198

Opening Day Age: 25 • **MLB Service:** None

Born: 4/14/1992 in Barrio Obrero, Santiago, DR

Resides: Barrio Obrero, Santiago, DR

Acquired: Signed as an international free agent on 10/18/2010

Contract Status: Signed through 2018

Non-Roster Invitee

Career Highlights

⚡ Enters his 8th professional season, his 2nd in ML Spring Training camp (also 2017 with BAL).

⚡ Attended spring training with the Orioles in 2017 after being selected in the 2016 Rule 5 Draft, but has spent the rest of his career in the BOS organization.

⚡ Named a 2016 Eastern League mid-season and post-season All-Star with Double-A Portland.

⚡ Has hit 40 triples and stolen 99 bases in his career.

⚡ Against Double-A RHP from 2016-17, batted .350 with a .927 OPS (122-for-349, 21 2B, 12 3B, 6 HR).

2017: Missed a majority of the season on the disabled list, appearing in 58 games—including rehab—with Short-A Lowell, Double-A Portland, and Triple-A Pawtucket.

⚡ Entered spring training with BAL after being selected by the Orioles in the 2016 Rule 5 Draft.

⚡ Returned to the Red Sox on 4/2 after batting .292 (14-for-48) with a .382 OBP in 29 Grapefruit League games with the Orioles...Went 3-for-3 on 3/10 at JetBlue Park.

⚡ Was on the disabled list from 5/11-18 (right hand tendinitis), 5/21-6/29 (right hand tendinitis), and 8/1 through the end of the season (right hand inflammation).

⚡ Batted leadoff in 41 of his 51 games between Portland and Pawtucket.

⚡ Hit safely in 16 of 17 games with a PA for Portland.

⚡ Batted .459 (17-for-37) at Portland's Hadlock Field, hitting safely in all 9 games there.

⚡ Posted a .409/.500/.545 line vs. Double-A RHP (18-for-44, 12 R, 3 2B, HR).

⚡ In 18 April games, all with the Sea Dogs, batted .377 (23-for-61) with 12 BB and only 6 SO.

⚡ Hit a game-winning HR in the 7th inning of Portland's Opening Day win vs. Reading on 4/7.

⚡ Recorded at least 1 hit in each of his first 7 games (.393/11-for-28), extending his Double-A hitting streak to 19 games dating back to 2016.

⚡ Transferred to Pawtucket on 5/1 and went 5-for-9 with 4 XBH in his first 2 games...Homered twice on 5/3 at Syracuse, including a leadoff HR.

⚡ Rehabbed with Lowell from 6/22-30.

⚡ Recorded 6 consecutive multi-hit games from 7/9-17 with Pawtucket (.429/12-for-28, 2 3B, 2 HR).

⚡ Following the season, played in 14 games for Estrellas Orientales in the Dominican Winter League, and 3 games for Venados de Mazatlan in the Mexican Pacific Winter League.

2016: Named an Eastern League mid-season and post-season All-Star, batting .335 (129-for-385) with 19 2B, 13 3B, and 7 HR in 106 games for Double-A Portland.

⚡ Also appeared in 5 games with Triple-A Pawtucket from 6/24-7/1.

⚡ Ranked 2nd in the EL in AVG and 3B, 3rd in OBP (.379), and 4th in SLG (.506).

⚡ Led Portland in AVG, runs scored (59), hits, 3B, total bases (195), SB (18), and OBP.

⚡ Batted .341 with a .915 OPS against Double-A RHP (104-for-305, 18 2B, 12 3B, 5 HR).

⚡ Hit .340 with RISP for Portland (36-for-106, 6 2B, 4 3B).

⚡ Hit .413 (26-for-63) in June for the Sea Dogs.

⚡ Set a career high with 5 hits on 6/18 at Richmond, going 5-for-5 with a 2B, 3B, 2 RBI, and 2 runs scored.

⚡ Stole 6 bases in a 5-game stretch from 7/29-8/3.

⚡ Recorded his 1st career multi-HR game on 8/7 vs. Akron, homering in his first 2 AB.

⚡ Reached base safely in all 6 PA on 8/10 at Erie, going 4-for-4 with 2 BB and 4 runs.

⚡ Finished the season on a 12-game hitting streak, batting .377 (20-for-53) with 2 HR and 10 RBI.

⚡ Following the season, played 46 games for Oriente in the Dominican Winter League, batting .283 (43-for-152) with 18 runs, 3 HR, and 13 RBI.

⚡ Selected by BAL in the Rule 5 Draft on 12/8.

2015: Combined with 3 teams to hit .253 (97-for-384) with 23 2B, 5 3B, and 8 HR in 112 games.

⚡ Made 62 starts in RF, 30 in LF, and 14 in CF, combining to record 11 assists and 2 DP in 108 OF appearances.

⚡ Began the season with High-A Salem before transferring to Double-A Portland on 5/24.

⚡ Was the starting RF for the Dominican Republic in the Pan Am Games in Canada from 7/11-17, batting .318 (7-for-22) with 7 runs, 4 RBI, and 2 BB in 6 games.

⚡ Returned to Portland and homered in 3 of his first 8 games back with the Sea Dogs from 7/22-30.

⚡ Transferred to Triple-A Pawtucket on 9/1 and posted a .389/.522/.667 line in 6 games with the PawSox.

⚡ Following the season, hit .297 (11-for-37) in 15 games for Oriente of the Dominican Winter League.

Aneury Tavarez

Aneury Tavárez, Continued

2014: Spent the entire season with High-A Salem, leading the club in HR (11) and ranking 2nd in steals (18).

👉 Was on the disabled list from 4/10-18 (left hamstring strain) and 8/15 through the remainder of the season (left oblique strain).

👉 Hit 3 HR during a 13-game hitting streak from 6/2-19.

👉 Following the season, hit .375 (21-for-56) in 21 games for Oriente of the Dominican Winter League.

2013: Led Single-A Greenville in games (125), SB (29), 2B (28), 3B (7), and total bases (186).

👉 Ranked 3rd among Red Sox minor leaguers in steals.

👉 Named Red Sox Minor League Base Runner of the Month for August/September.

👉 After the season, appeared in 9 games for Oriente of the Dominican Winter League.

2012: Led Short-A Lowell with 4 3B and ranked among club leaders in 2B (3rd, 9), HR (T-2nd, 4), RBI (T-3rd, 24), and total bases (3rd, 87).

2011: Made his pro debut with the Rookie-level Gulf Coast League Red Sox.

Personal

👉 Full name is Aneury De Jesus Tavárez Trinidad.

👉 Signed by Manny Nanita (Red Sox).

2018
Red Sox

Aneury Tavárez's Career Record

| YEAR | CLUB | AVG | G | AB | R | H | 2B | 3B | HR | RBI | SH | SF | HB | BB | SO | SB | CS | E |
|----------------------------|-------------|-------------|------------|-------------|------------|------------|------------|-----------|-----------|------------|-----------|-----------|-----------|------------|------------|-----------|-----------|-----------|
| 2011 | GCL Red Sox | .220 | 33 | 100 | 10 | 22 | 1 | 2 | 3 | 8 | 1 | 1 | 4 | 8 | 40 | 3 | 3 | 12 |
| 2012 | Lowell | .272 | 62 | 213 | 19 | 58 | 9 | 4 | 4 | 24 | 3 | 1 | 7 | 11 | 59 | 6 | 3 | 3 |
| 2013 | Greenville | .257 | 125 | 479 | 56 | 123 | 28 | 7 | 7 | 55 | 7 | 3 | 6 | 21 | 140 | 29 | 15 | 7 |
| 2014 | Salem | .250 | 93 | 344 | 52 | 86 | 16 | 5 | 11 | 50 | 4 | 3 | 8 | 17 | 97 | 18 | 5 | 13 |
| 2015 | Salem | .280 | 39 | 132 | 7 | 37 | 8 | 4 | 2 | 18 | 1 | 1 | 2 | 17 | 28 | 8 | 1 | 0 |
| | Portland | .226 | 67 | 234 | 25 | 53 | 13 | 1 | 5 | 14 | 3 | 0 | 3 | 8 | 64 | 4 | 5 | 3 |
| | Pawtucket | .389 | 6 | 18 | 6 | 7 | 2 | 0 | 1 | 5 | 0 | 0 | 2 | 3 | 4 | 2 | 0 | 0 |
| 2016 | Portland | .335 | 106 | 385 | 59 | 129 | 19 | 13 | 7 | 47 | 3 | 6 | 2 | 29 | 64 | 18 | 11 | 7 |
| | Pawtucket | .200 | 5 | 15 | 0 | 3 | 0 | 0 | 0 | 0 | 0 | 0 | 0 | 1 | 3 | 2 | 0 | 0 |
| 2017 | Portland | .377 | 18 | 61 | 13 | 23 | 3 | 0 | 1 | 6 | 1 | 1 | 0 | 12 | 6 | 6 | 3 | 0 |
| | Pawtucket | .244 | 33 | 135 | 11 | 33 | 3 | 3 | 4 | 13 | 1 | 0 | 2 | 7 | 29 | 2 | 1 | 1 |
| | Lowell | .179 | 7 | 28 | 2 | 5 | 1 | 1 | 0 | 3 | 0 | 0 | 1 | 2 | 6 | 1 | 0 | 2 |
| Minor League Totals | | .270 | 594 | 2144 | 260 | 579 | 103 | 40 | 45 | 243 | 24 | 16 | 37 | 136 | 540 | 99 | 47 | 48 |

2010 Signed by the Boston Red Sox as an international free agent, 10/18

2016 Selected by the Baltimore Orioles in the Rule 5 Draft, 12/8

2017 Returned to the Boston Red Sox in accordance with Rule 5 Draft rules, 4/2

RED SOX ALL-TIME TEAMS

Voted By Fans In 1982

FIRST TEAM

C Carlton Fisk
1B Jimmie Foxx
2B Bobby Doerr
3B Rico Petrocelli
SS Rick Burleson
OF Ted Williams
OF Carl Yastrzemski
OF Dwight Evans
RHP Cy Young
LHP Babe Ruth
REL Dick Radatz
MGR Dick Williams

SECOND TEAM

C Birdie Tebbets
1B George Scott
2B Jerry Remy
3B Frank Malzone
SS Johnny Pesky
OF Jim Rice
OF Dom DiMaggio
OF Fred Lynn
RHP Luis Tiant
LHP Lefty Grove
REL Sparky Lyle
MGR Joe Cronin

Voted By Fans In 1969

C Birdie Tebbets
1B Jimmie Foxx
2B Bobby Doerr
3B Frank Malzone
SS Joe Cronin
OF Ted Williams
OF Carl Yastrzemski
OF Tris Speaker
RHP Cy Young
LHP Lefty Grove

GREATEST PLAYER: Ted Williams

GREATEST PLAYER: Ted Williams

47 TYLER THORNBURG

RHP



Bats: Right • **Throws:** Right • **Height:** 5-11 • **Weight:** 191
Opening Day Age: 29 • **MLB Service:** 4 years, 57 days
Born: 9/29/1988 in Houston, TX
Resides: Charleston, SC
Acquired: From Milwaukee in exchange for INF Travis Shaw, INF Mauricio Dubon, RHP Josh Pennington, and a player to be named later (Yeison Coca) or cash considerations on 12/6/2016
Contract Status: Signed through 2018

Career Highlights

- 🔥 Entering his 7th ML season and 2nd with BOS.
- 🔥 Selected by the Brewers in the 3rd round of the 2010 June Draft and spent his first 7 professional seasons in the MIL organization before being traded to BOS.
- 🔥 Played for current Red Sox Bench Coach Ron Roenicke during the 2012-15 seasons.
- 🔥 Began his professional career as a starting pitcher, but each of his 118 ML appearances since the start of 2014 has been in relief.
- 🔥 Has averaged 9.0 SO/9.0 IP and held opponents to a .213 AVG in his ML career.
- 🔥 From 2013-16, held ML left-handed hitters to a .170 AVG and a .502 OPS (55-for-323, 4 HR).
- 🔥 Held ML lefties to an AVG below .200 and an OPS under .500 in 2013 (.192/.479), 2014 (.119/.458), and 2016 (.130/.413).
- 🔥 From 7/28-9/22/16, held RHH hitless over 38 straight at-bats, the 3rd-longest streak in Brewers history.
- 🔥 Retired 26 consecutive batters from 5/19-6/7/16, a Brewers franchise record for relievers.

2017: Was on the disabled list for the entire season, his 1st in the Red Sox organization.

- 🔥 Began the season on the 10-day DL with a right shoulder impingement...Transferred to the 60-day DL on 5/4.
- 🔥 Underwent surgery to treat thoracic outlet syndrome in his right shoulder on 6/16...The procedure was performed by Dr. Robert Thompson at the Barnes-Jewish Hospital, home of the Washington University School of Medicine Center for Thoracic Outlet Syndrome in St. Louis, MO.

2016: Set career highs in games (67), innings (67.0), wins (8), strikeouts (90), and saves (13) in his final season with the Brewers.

- 🔥 Ranked 8th among NL pitchers (min. 50.0 IP) in ERA (2.15), 7th in WHIP (0.94), and 3rd in opponent AVG (.162).
- 🔥 Struck out 90 batters in 67.0 IP...His 12.1 SO/9.0 IP ranked 5th among NL pitchers (min. 50.0 IP).
- 🔥 Limited left-handed hitters to a .413 OPS, the 2nd-lowest mark in the majors (min. 100 BF) behind only Clayton Kershaw (.309)...His .130 opponent AVG (13-for-100) vs. LHP ranked 3rd in MLB.
- 🔥 Held right-handed batters to a career-best .185 AVG (25-for-135) and a career-low .635 OPS...From 7/28-9/22, held RHH hitless over 38 straight at-bats, the 3rd-longest streak in MIL history.
- 🔥 Notched his 1st ML save on 5/19 vs. CHC.

PITCHERS WITH 12.0+ SO/9.0 IP AND AN OPPONENT BATTING AVERAGE BELOW .175 IN 2016

| Pitcher | SO/9.0 IP | AVG |
|------------------------|-------------|-------------|
| Kenley Jansen | 13.6 | .150 |
| Craig Kimbrel | 14.1 | .152 |
| Aroldis Chapman | 14.0 | .158 |
| Andrew Miller | 14.9 | .160 |
| Tyler Thornburg | 12.1 | .162 |
| <i>Min. 50.0 IP</i> | | |

- 🔥 During a stretch of 49 appearances from 5/13-9/22, posted a 0.54 ERA (3 ER/49.2 IP) and a .116 opponent AVG, allowing 0 ER in 46 of those outings.
- 🔥 Retired 26 consecutive batters from 5/19-6/7, a franchise record for relievers and tied with Teddy Higuera (1988) for the 3rd-longest streak by any MIL pitcher in franchise history.
- 🔥 Allowed 0 ER in 22.0 IP from 7/30-9/22 (20 G), going 10-for-11 in save opportunities and holding opponents to a .045 AVG (3-for-67) in that time.
- 🔥 Was voted Brewers Pitcher of the Month for August.
- 🔥 Became MIL's full-time closer following the trade of Jeremy Jeffress to TEX on 8/1 and went 4-1 with 11 saves and a 1.85 ERA (5 ER/24.1 IP) from that date on.

2015: Began the season with the Brewers and made 24 relief appearances with the club.

- 🔥 Pitched in 6 games for the Brewers from 4/7-21 before being optioned to Triple-A Colorado Springs... Returned to MIL for 18 more appearances from 7/31 through the end of the season.
- 🔥 Wore #30 during his 1st ML stint and #37 after being recalled (Manager Craig Counsell wore #30).
- 🔥 Held opponents to a .231 AVG with 34 SO in 34.1 ML innings, stranding 11 of 12 inherited runners (91.7%).
- 🔥 After his 7/31 recall, posted a 2.92 ERA (8 ER/24.2 IP) with a .169 opponent AVG and 26 SO compared to 9 BB.
- 🔥 Also made 17 starts with Colorado Springs, going 2-7 with a 5.28 ERA (52 ER/88.2 IP).

2014: Made his 1st career Opening Day roster... Posted a 4.25 ERA (14 ER/29.2 IP) in 27 games before suffering a season-ending injury in June.

- 🔥 From 4/5-29, produced a streak of 13 consecutive scoreless appearances (13.2 IP, 4 H, .089 opponent AVG).
- 🔥 Retired 21 consecutive batters over 7 appearances from 4/6-18, the longest streak by a Brewers reliever at the time since Derrick Turnbow in 2005 (22).

Tyler Thornburg

Tyler Thornburg, Continued

LOWEST OPPONENT BATTING AVERAGE AGAINST LEFT-HANDED HITTERS, 2013-17

| Pitcher | Opponent AVG |
|------------------------|---------------------------------|
| Koji Uehara | .167 (81-for-485, 17 HR) |
| Dellin Betances | .1699 (88-for-518, 4 HR) |
| Tyler Thornburg | .1703 (55-for-323, 4 HR) |
| David Robertson | .172 (99-for-575, 10 HR) |
| Mark Melancon | .176 (96-for-545, 6 HR) |
| Craig Kimbrel | .177 (95-for-537, 12 HR) |

*Active pitchers, min. 300 LHH faced

👉 Made his final appearance of the season on 6/6 at PIT and allowed 5 runs in 1.0 inning...His ERA entering that outing was 2.83 (9 ER/28.2 IP).

👉 Placed on the 15-day disabled list on 6/7 with right elbow soreness...Transferred to the 60-day DL on 7/31 and missed the remainder of the season.

2013: Split the season between Triple-A Nashville and MIL.

👉 Entered 2013 as the No. 2 prospect in the organization according to *Baseball America*.

👉 Went 3-1 with a 2.03 ERA (15 ER/66.2 IP) and a .225 opponent AVG in 18 games (7 starts) over 2 stints with the Brewers (6/5-8 and 6/29 through end of season).

👉 For MIL, was 2-1 with a 1.47 ERA (7 ER/43.0 IP) as a starter and 1-0 with a 3.04 ERA (8 ER/23.2 IP) in relief.

👉 All of his starts with the Brewers were quality starts...The team went 3-4 in those games.

👉 Notched his 1st ML win in relief on 6/8 vs. PHI (2.0 IP, 2 H, 2 SO)...His 1st career win as a starter came on 9/12 at STL (6.0 IP, 3 H, 2 R/2 ER).

👉 Also made 12 starts for Nashville from 4/4-6/1 and 3 from 6/13-25...Struck out 10 batters on 5/11 vs. Sacramento and on 6/25 at New Orleans.

2012: Made his ML debut with the Brewers... Also made 13 starts for Double-A Huntsville and 8 for Triple-A Nashville.

👉 Entered 2012 as the No. 4 prospect in the organization according to *Baseball America*.

👉 Went 0-0 with a 4.50 ERA (11 ER/22.0 IP) in 8 games (3 starts) over 3 stints with MIL (6/19-20, 7/13-29, and 9/4 through end of season).

👉 Made his ML debut in a start on 6/19 vs. TOR (5.1 IP, 5 ER)...Did not factor into the decision in the 10-9 loss.

👉 Began the season at Huntsville, where he went 8-1 with a 3.00 ERA (25 ER/75.0 IP) in 13 starts.

👉 Was selected to pitch in the Southern League All-Star Game, but did not attend due to his scheduled promotion to Nashville (instead was promoted to the majors).

👉 Went 2-3 with a 3.58 ERA (15 ER/37.2 IP) in 8 starts with Nashville.

2011: Went 10-6 with a 2.57 ERA (39 ER/136.2 IP) and a .195 opponent AVG in 24 starts between Single-A Wisconsin and High-A Brevard County.

👉 Entered 2011 as the No. 6 prospect in the organization according to *Baseball America*.

👉 Named a Midwest League mid-season All-Star.

👉 Pitched in the All-Star Futures Game at Chase Field.

👉 Had three 10-SO performances, 1 with Wisconsin (6/9) and 2 with Brevard County (7/1 and 8/25).

👉 Began the year at Wisconsin, going 7-0 with a 1.57 ERA (12 ER/68.2 IP) in 12 starts...Held opponents to a .203 AVG with 76 SO in 68.2 IP (10.0 SO/9.0 IP).

👉 Tossed his 1st professional complete game and shut-out in a 2-0 win on 5/29 at Kane County (9.0 IP, 5 H, 8 SO, 0 BB)...His other complete game came in a 2-1 win on 6/15 at Peoria (7.0 IP, 2 H, 1 ER, 9 SO, 4 BB).

👉 Joined Brevard County in late June and went 3-6 with a 3.57 ERA (27 ER/68.0 IP) in 12 starts for the Manatees.

👉 Also pitched for Peoria in the Arizona Fall League.

2010: Made his professional debut with Rookie-level Helena.

👉 Went 1-0 with a 1.93 ERA (5 ER/23.1 IP) and 1 save in 9 games (6 starts)...Held opponents to a .179 AVG with 38 SO in 23.1 IP (14.7 SO/9.0 IP).

👉 Made his pro debut in relief on 6/24 vs. Missoula (2.0 IP, 2 H, 3 SO, 1 BB).

👉 Picked up his 1st career win on 8/25 at Casper (5.0 IP, 1 H, 1 ER, 5 SO, 4 BB).

Personal

👉 Full name is Tyler Michael Thornburg.

👉 Signed by Ryan Robinson (Brewers).

👉 Attended Charleston Southern University, where he was a pitcher and outfielder...Was a 2010 Second Team All-Big South selection.

👉 Played for the Winchester Royals of the Valley League in the summer of 2008 and for the Brewster Whitecaps of the Cape Cod League in 2009.

👉 Graduated from Riverwood (GA) High School.

👉 His mother, Dottye, was a Junior Olympic swimmer.

In the Community

👉 Attended Red Sox Winter Weekend in January 2017 and 2018, signing autographs and posing for pictures with fans in his 1st offseason with Boston.

Tyler Thornburg's Career Record

| YEAR | CLUB | W-L | ERA | G | GS | CG | SHO | SV | IP | H | R | ER | HR | HB | BB | SO | WP | BK |
|----------------------------|------------------|--------------|-------------|------------|-----------|----------|----------|-----------|---------------|------------|------------|------------|-----------|-----------|------------|------------|-----------|----------|
| 2010 | Helena | 1-0 | 1.93 | 9 | 6 | 0 | 0 | 1 | 23.1 | 15 | 6 | 5 | 2 | 2 | 11 | 38 | 3 | 2 |
| 2011 | Wisconsin | 7-0 | 1.57 | 12 | 12 | 2 | 1 | 0 | 68.2 | 49 | 14 | 12 | 3 | 4 | 25 | 76 | 5 | 3 |
| | Breward County | 3-6 | 3.57 | 12 | 12 | 0 | 0 | 0 | 68.0 | 45 | 30 | 27 | 5 | 4 | 33 | 84 | 4 | 0 |
| 2012 | Huntsville | 8-1 | 3.00 | 13 | 13 | 0 | 0 | 0 | 75.0 | 57 | 36 | 25 | 6 | 2 | 24 | 71 | 2 | 0 |
| | MILWAUKEE | 0-0 | 4.50 | 8 | 3 | 0 | 0 | 0 | 22.0 | 24 | 11 | 11 | 8 | 1 | 7 | 20 | 1 | 0 |
| | Nashville | 2-3 | 3.58 | 8 | 8 | 0 | 0 | 0 | 37.2 | 38 | 16 | 15 | 1 | 2 | 13 | 42 | 0 | 0 |
| 2013 | Nashville | 0-9 | 5.79 | 15 | 15 | 1 | 0 | 0 | 74.2 | 90 | 54 | 48 | 11 | 4 | 29 | 87 | 6 | 0 |
| | MILWAUKEE | 3-1 | 2.03 | 18 | 7 | 0 | 0 | 0 | 66.2 | 53 | 17 | 15 | 1 | 3 | 26 | 48 | 2 | 1 |
| 2014 | MILWAUKEE | 3-1 | 4.25 | 27 | 0 | 0 | 0 | 0 | 29.2 | 24 | 14 | 14 | 1 | 0 | 21 | 28 | 4 | 0 |
| 2015 | MILWAUKEE | 0-2 | 3.67 | 24 | 0 | 0 | 0 | 0 | 34.1 | 31 | 22 | 14 | 7 | 3 | 12 | 34 | 3 | 1 |
| | Colorado Springs | 2-7 | 5.28 | 17 | 17 | 0 | 0 | 0 | 88.2 | 106 | 55 | 52 | 16 | 1 | 36 | 57 | 3 | 0 |
| 2016 | MILWAUKEE | 8-5 | 2.15 | 67 | 0 | 0 | 0 | 13 | 67.0 | 38 | 19 | 16 | 6 | 2 | 25 | 90 | 4 | 0 |
| 2017 | BOSTON | | | | | | | | Did Not Pitch | | | | | | | | | |
| Major League Totals | | 14-9 | 2.87 | 144 | 10 | 0 | 0 | 13 | 219.2 | 170 | 83 | 70 | 23 | 9 | 91 | 220 | 14 | 2 |
| Minor League Totals | | 23-26 | 3.80 | 86 | 83 | 3 | 1 | 1 | 436.0 | 400 | 211 | 184 | 44 | 19 | 171 | 455 | 23 | 5 |

- 2010 Signed by the Milwaukee Brewers as a 3rd-round selection in the June Draft
- 2014 On disabled list with right elbow soreness, 6/7 through remainder of season
- 2016 Acquired by the Boston Red Sox from the Milwaukee Brewers in exchange for INF Travis Shaw, INF Mauricio Dubon, RHP Josh Pennington, and a player to be named later (Yeison Coca) or cash considerations, 12/6
- 2017 On disabled list with a right shoulder impingement, 4/1 through remainder of season

Career Fielding Record

| YEAR | CLUB | POS | PCT. | G | GS | PO | A | E | TC | DP |
|----------------------|-----------|----------|--------------|------------|-----------|-----------|-----------|----------|---------------|----------|
| 2012 | MILWAUKEE | P | 1.000 | 8 | 3 | 1 | 5 | 0 | 6 | 1 |
| 2013 | MILWAUKEE | P | 1.000 | 18 | 7 | 3 | 8 | 0 | 11 | 1 |
| 2014 | MILWAUKEE | P | 1.000 | 27 | 0 | 3 | 3 | 0 | 6 | 0 |
| 2015 | MILWAUKEE | P | 1.000 | 24 | 0 | 3 | 1 | 0 | 4 | 0 |
| 2016 | MILWAUKEE | P | 1.000 | 67 | 0 | 2 | 4 | 0 | 6 | 0 |
| 2017 | BOSTON | | | | | | | | Did Not Pitch | |
| Career Totals | | P | 1.000 | 144 | 10 | 12 | 21 | 0 | 33 | 2 |

Career Single-Game Highs

- INNINGS PITCHED** 5.0, 6/30/13 at PIT (relief); 7.0, 9/24/13 at ATL (start)
- STRIKEOUTS** 4, 3 times, last 8/23/15 at WSH (relief); 8, 9/24/13 at ATL (start)
- HITS ALLOWED** 7, 7/23/13 vs. SD (relief); 7, 3 times, last 9/24/13 at ATL (start)
- RUNS ALLOWED** 6, 4/12/15 vs. PIT (relief); 5, 6/19/12 vs. TOR (start)
- WALKS ALLOWED** 5, 8/18/13 vs. CIN (relief); 4, 7/18/12 vs. STL (start)
- HOME RUNS ALLOWED** 2, 2 times, last 4/19/16 at MIN (relief); 4, 6/19/12 vs. TOR (start)
- EJECTIONS** None
- SCORELESS STREAK** 13.2, 2 times, last 5/13-6/16/16

ALL-TIME RED SOX LEADERS AT FENWAY PARK

Batting Leaders

| | | |
|---------|-------|------------------|
| AVG | .369 | Wade Boggs |
| SLG | .652 | Ted Williams |
| Hits | 1,822 | Carl Yastrzemski |
| Walks | 1,031 | Ted Williams |
| SB | 109 | Jacoby Ellsbury |
| Doubles | 382 | Carl Yastrzemski |
| Triples | 63 | Harry Hooper |
| HR | 248 | Ted Williams |
| RBI | 1,063 | Carl Yastrzemski |

Pitching Leaders

| | | |
|------------|-------|-------------------|
| Wins | 98 | Tim Wakefield |
| Strikeouts | 1,332 | Roger Clemens |
| ERA | 1.80 | Carl Mays |
| Saves | 104 | Jonathan Papelbon |

NOTE: Minimum 2,000 AB for AVG and SLG; Minimum 500.0 IP for ERA

Leaders courtesy Elias Sports Bureau

ALL-TIME OPPONENT LEADERS AT FENWAY PARK

Batting Leaders

| | | |
|---------|------|--------------------------|
| AVG | .377 | Fred McGriff |
| SLG | .724 | Frank Robinson |
| Hits | 218 | Al Kaline |
| Walks | 126 | Eddie Yost |
| SB | 47 | Rickey Henderson |
| Doubles | 49 | Al Kaline |
| Triples | 17 | Ty Cobb |
| HR | 38 | Mickey Mantle, Babe Ruth |
| RBI | 152 | Lou Gehrig |

Pitching Leaders

| | | |
|------------|------|----------------|
| Wins | 19 | Hooks Dauss |
| Strikeouts | 186 | Bob Feller |
| ERA | 1.72 | Lefty Grove |
| Saves | 36 | Mariano Rivera |

NOTE: Minimum 200 AB for AVG and SLG; Minimum 100.0 IP for ERA

Leaders courtesy Elias Sports Bureau

59 SAM TRAVIS 1B



Bats: Right • **Throws:** Right • **Height:** 6-0 • **Weight:** 214

Opening Day Age: 24 • **MLB Service:** 76 days

Born: 8/27/1993 in Chicago, IL

Resides: Clermont, FL

Acquired: Selected in the 2nd round of the 2014 June Draft

Contract Status: Signed through 2018

Career Highlights

👉 Entering his 5th professional season, his 3rd straight in Major League Spring Training camp.

👉 Begins the 2018 season ranked by *Baseball America* as the No. 7 prospect in the Red Sox organization, as well as the system's best hitter for average.

👉 Made his ML debut in 2017, batting .263 (20-for-76) with 13 runs and 6 2B in 33 games for the Red Sox.

👉 Hit .378 (31-for-82) with 5 HR and 26 RBI in 43 Grapefruit League games from 2015-17.

👉 Has posted a .360 OBP in 4 minor league seasons.

👉 Named Red Sox 2015 Minor League Offensive Player of the Year after leading the organization in AVG (.307), hits (150), RBI (78), total bases (221), and BB (59).

👉 In 2015, tabbed both Double-A Portland's MVP and a Carolina League mid-season All-Star.

👉 Named to the 2015 Arizona Fall League Top Prospects Team after leading the league in hits, 2B, and runs.

👉 Participated in the Red Sox Rookie Development Program in January 2017.

2017: Made his ML debut, appearing in 33 games over 3 stints with the Red Sox...Went 20-for-76 (.263) with 13 runs scored, 6 2B, 1 RBI, and 1 SB.

👉 Made 17 ML starts at 1B and 2 at DH...Converted all but 1 of his 119 total chances at 1B (.992 fielding %).

👉 In 48 PA vs. LHP in the majors, hit .381 (16-for-42, 5 2B) with a .458 OBP and a .500 SLG.

👉 In 29 PA leading off an inning with BOS, posted a .346/.414/.462 batting line (9-for-26, 3 2B, 3 BB).

👉 Also played 82 games for Triple-A Pawtucket...Made 58 starts at 1B, committing just 2 errors in 501 chances for a .996 fielding percentage.

👉 Slugged .508 (6 2B, 3 HR) in 63 AB vs. Triple-A LHP.

👉 Reached base 4 times on Opening Day on 4/7 at Lehigh Valley, doubling twice and walking twice.

👉 In 21 games from 4/22-5/18, hit .370 (30-for-81) with a .969 OPS and 11 multi-hit efforts.

👉 Over a 4-game series from 5/15-18 at Scranton/Wilkes-Barre, went 11-for-19 (.579) with 6 runs, 2 2B, 2 HR, and 7 RBI...On 5/18, recorded a season-high 5 hits.

👉 Selected to the ML roster on 5/23...Over his 1st stint with BOS, went 8-for-17 (.471) with 2 2B, 2 BB, and 6 runs scored in 6 games.

👉 Became the 3rd Red Sox player since 1913 to score 6+ runs in their first 5 ML games, joining Sam Horn (7 in 1987) and Dave Stapleton (6 in 1980).

👉 Made his ML debut on 5/24 vs. TEX, starting at 1B...Recorded his 1st ML hit off Martin Perez in the 5th inning and finished the day 2-for-4 with a run scored.

👉 Became the 1st Sox hitter to record 2 hits in his ML debut since Will Middlebrooks on 5/21/12 vs. OAK, and the first Sox 1B to do so since Hal Janvrin on 7/9/1911 at STL (source: Elias).

👉 On 5/30 at CWS, went 3-for-4 with 3 runs, his first 2 career 2B, and his first SB...Since 1980, the only other Sox hitter with 3 runs in a single game within his first 4 career games was Morgan Burkhardt (6/29/00 vs. BAL).

👉 Optioned to Pawtucket on 6/9 and played 11 games before being recalled again on 6/20.

👉 Started at 1B on 6/20 at KC and drove in the winning run, his first career RBI, on a double in the 4th.

👉 Went 1-for-2 with 2 BB in Game 1 of a 7/16 double-header vs. NYY...Optioned to Pawtucket the following day.

👉 Played in 38 more Triple-A games before his final ML recall...In his final minor league game on 8/30 at Buffalo, gave Pawtucket a lead with a solo HR in the 6th and added 2 RBI on a 12th-inning single in an eventual 4-2 win.

👉 Recalled by BOS on 9/1 and hit safely in 3 of his first 4 AB from 9/3-4.

2016: Played in 47 games for Triple-A Pawtucket...Suffered a season-ending knee injury on 5/29.

👉 Earned his 1st invitation to Major League Spring Training camp as a non-roster player and led the Red Sox with 13 RBI in 18 Grapefruit League games, hitting .469 (15-for-32) with 2 2B, 2 HR, and 4 runs scored.

👉 Was named Red Sox Minor League Base Runner of the Month in April.

👉 Recorded his only career multi-HR game on 5/15 vs. Gwinnett, driving in a career-high 5 runs.

👉 Removed from the game on 5/29 vs. Indianapolis after injuring his left knee in a rundown play.

👉 Diagnosed on 5/30 with a torn left anterior cruciate ligament (ACL) and missed the remainder of the season.

👉 Following the season, ranked by *Baseball America* as the Red Sox' No. 6 prospect.

2015: Named Red Sox Minor League Offensive Player of the Year...Led BOS farmhands in AVG (.307), hits (150), RBI (78), total bases (221), and BB (59).

👉 Tabbed Double-A Portland's MVP.

👉 Earned Carolina League mid-season All-Star honors with High-A Salem.

👉 Led Salem in AVG (.313), SLG (.467), and OPS (.845).

👉 Named CL Player of the Week for 4/27-5/3.

👉 Named Red Sox Minor League Hitter of the Month for June, reaching base in each of his 18 games with Salem before transferring to Portland on 6/25.

- 👉 Started at 1B and went 2-for-4 in the California League-Carolina League All-Star Game on 6/23.
- 👉 Following the season, posted a .344/.394/.505 line in 23 games with Arizona Fall League champion Scottsdale (32-for-93, 10 2B, 3B, HR).
- 👉 Led the AFL in hits, doubles, and runs, and ranked among leaders in AVG (5th), XBH (T-4th, 12), and total bases (3rd, 47).
- 👉 Selected to the AFL Top Prospects Team...Named to the Fall Stars Game East Division roster.
- 👉 Ranked by *Baseball America* as the No. 7 prospect in the Red Sox organization following the season.
- 2014: Combined with Short-A Lowell and Single-A Greenville to hit .316 (86-for-272) with a .351 OBP and a .467 SLG in his pro debut.**
- 👉 Began the season with Lowell, leading the Spinners in AVG (.333) and hitting .500 (26-for-52) with RISP.
- 👉 Between the 2 clubs, reached safely via hit, BB, or HBP in 30 consecutive games from 7/6-8/7.
- 👉 Following the season, ranked by *Baseball America* as the No. 12 prospect in the Sox organization.

Personal

- 👉 Full name is Samuel John Travis.
- 👉 Signed by Blair Henry (Red Sox).
- 👉 Played baseball at Indiana University (2012-14), where he hit .327 with 31 HR in 184 games...Named 2012 Big Ten Freshman of the Year and 2014 Big Ten Player of the Year.
- 👉 Graduated in 2011 from Providence (IL) High School... Named Illinois Player of the Year by the *Chicago Tribune* after hitting .504 with a 1.023 SLG as a senior.

In the Community

- 👉 In January 2018, signed autographs and posed for pictures with fans at Red Sox Winter Weekend.
- 👉 Met Jimmy Fund patients before a game in September.
- 👉 As part of the Red Sox Rookie Development Program in January 2017, helped paint murals at Higginson-Lewis K-8 School and visited patients at Boston Children's Hospital.
- 👉 In 2016 with Triple-A Pawtucket, signed autographs and posed for pictures with hundreds of fans at the annual "Moonlight Madness" celebration, a free community event which celebrated the on-sale of single-game tickets.



Sam Travis' Career Record

| YEAR | CLUB | AVG | G | AB | R | H | 2B | 3B | HR | RBI | SH | SF | HB | BB | SO | SB | CS | E |
|------|----------------------------|-------------|------------|-------------|------------|------------|-----------|----------|-----------|------------|----------|----------|-----------|------------|------------|-----------|-----------|-----------|
| 2014 | Lowell | .333 | 40 | 165 | 28 | 55 | 5 | 1 | 4 | 30 | 1 | 0 | 4 | 4 | 18 | 5 | 1 | 6 |
| | Greenville | .290 | 27 | 107 | 12 | 31 | 11 | 1 | 3 | 14 | 0 | 1 | 0 | 7 | 14 | 0 | 1 | 2 |
| 2015 | Salem | .313 | 66 | 246 | 35 | 77 | 15 | 4 | 5 | 40 | 0 | 4 | 2 | 26 | 43 | 10 | 6 | 3 |
| | Portland | .300 | 65 | 243 | 35 | 73 | 17 | 2 | 4 | 38 | 0 | 3 | 2 | 33 | 34 | 9 | 6 | 2 |
| 2016 | Pawtucket | .272 | 47 | 173 | 26 | 47 | 10 | 0 | 6 | 29 | 0 | 1 | 1 | 15 | 40 | 1 | 0 | 7 |
| | Pawtucket | .270 | 82 | 304 | 40 | 82 | 14 | 0 | 6 | 24 | 0 | 0 | 1 | 37 | 57 | 6 | 2 | 2 |
| | BOSTON | .263 | 33 | 76 | 13 | 20 | 6 | 0 | 0 | 1 | 0 | 0 | 1 | 6 | 23 | 1 | 0 | 1 |
| | Major League Totals | .263 | 33 | 76 | 13 | 20 | 6 | 0 | 0 | 1 | 0 | 0 | 1 | 6 | 23 | 1 | 0 | 1 |
| | Minor League Totals | .295 | 327 | 1238 | 176 | 365 | 72 | 8 | 28 | 175 | 1 | 9 | 10 | 122 | 206 | 31 | 16 | 22 |

- 2011 Selected by the Cincinnati Reds in the 40th round of the June Draft (did not sign)
- 2014 Signed by the Boston Red Sox as a 2nd-round selection in the June Draft

Additional Batting Statistics

| YEAR | CLUB | OBP | SLG | OPS | TB | GDP |
|------|--------|------|------|------|----|-----|
| 2017 | BOSTON | .325 | .342 | .667 | 26 | 2 |

Career Fielding Record

| YEAR | CLUB | POS | PCT. | G | GS | PO | A | E | TC | DP |
|------|--------|-----|------|----|----|-----|---|---|-----|----|
| 2017 | BOSTON | 1B | .992 | 21 | 17 | 114 | 4 | 1 | 119 | 10 |

Career Single-Game Highs


| | |
|----------------|--------------------|
| HITS | 3, 5/30/17 at CWS |
| DOUBLES | 2, 5/30/17 at CWS |
| HOME RUNS | None |
| RBI | 1, 6/20/17 at KC |
| RUNS SCORED | 3, 5/30/17 at CWS |
| WALKS | 2, 7/16/17 vs. NYJ |
| STRIKEOUTS | 3, 9/26/17 vs. TOR |
| STOLEN BASES | 1, 5/30/17 at CWS |
| HITTING STREAK | 4, 5/30-6/20/17 |
| EJECTIONS | None |

Home Run Notes

- MULTI-HOME RUN GAMES (0)
- LEADOFF HOME RUNS (0)
- GRAND SLAMS (0)
- PINCH-HIT HOME RUNS (0)
- EXTRA-INNING HOME RUNS (0)
- GAME-ENDING HOME RUNS (0)
- INSIDE-THE-PARK HOME RUNS (0)

7 CHRISTIAN VÁZQUEZ

CATCHER



Bats: Right • **Throws:** Right • **Height:** 5-9 • **Weight:** 201
Opening Day Age: 27 • **MLB Service:** 3 years, 31 days
Born: 8/21/1990 in Bayamon, PR
Resides: Weston, FL
Acquired: Selected in the 9th round of the 2008 June Draft
Contract Status: Signed through 2018

Career Highlights

- 🔥 Enters his 11th pro season, all in the BOS organization.
- 🔥 Made his ML debut in 2014 and threw out a ML-best 51.7% of attempted base stealers (15 of 29), the best single-season rate in Red Sox history (min. 50 G).
- 🔥 BOS won his first 5 starts from 7/9-21/14...Was the 1st Red Sox ever to start as a catcher and win each of his first 5 ML games (source: Elias).
- 🔥 Missed the entire 2015 season recovering from Tommy John surgery performed on his right elbow.
- 🔥 Started 49 ML games in 2016 and led the Red Sox with 85 starts at catcher in 2017.
- 🔥 Has thrown out 42 of 100 attempted base stealers at the ML level (see table at right).
- 🔥 Has 6 career pickoffs, tied with Tony Peña for the most by a BOS catcher since 1987.
- 🔥 Has recorded 3 ML games in which he caught a runner stealing and picked off another (8/21/14 vs. LAA, 8/4/17 vs. CWS, 9/25/17 vs. TOR).
- 🔥 Went 4-for-4 with a SB twice in 2017: 4/11 vs. BAL and 8/28 at TOR...No other Sox catcher has recorded multiple games with 4+ hits and a SB *in an entire career* (source: Elias).
- 🔥 Recorded 3+ hits and a SB in a game 5 times in 2017, matching Carlton Fisk for the 2nd-most such games by a Red Sox catcher *in an entire career* (Bill Carrigan had 6) (source: Elias).
- 🔥 Led AL catchers in 2017 with a .290 AVG (min. 250 AB).
- 🔥 Named *Baseball America's* best defensive catcher in his primary league in 4 straight years: 2014-International, 2013-Eastern, 2012-Carolina, 2011-South Atlantic.
- 🔥 Tabbed as the Red Sox' top defensive catcher by *Baseball America* entering the 2012, 2013, and 2014 seasons.
- 🔥 In 2013, was named MVP of Double-A Portland.
- 🔥 Named 2011 Red Sox Minor League Defensive Player of the Year.

2017: Made his 1st career Opening Day roster... Played in a career-high 99 games (85 starts at catcher, 2 starts at DH).

- 🔥 Earned the Unsung Hero Award from the Boston Baseball Writers.
- 🔥 Recorded more runs (43), hits (94), triples (2), HR (5), and stolen bases (7) than he did in his first 3 ML seasons combined...Hit 18 doubles and recorded 32 RBI, doubling his career totals in each category.
- 🔥 Led AL catchers with a .290 AVG (94-for-324), the 2nd-highest mark among ML backstops (min. 250 AB).

HIGHEST CAUGHT STEALING % SINCE 1987 (MIN. 200 G)

| Player | SB | CS | CS% |
|--------------------|-----|-----|------|
| *Christian Vázquez | 58 | 42 | 42.0 |
| Ivan Rodriguez | 786 | 563 | 41.7 |
| Henry Blanco | 360 | 245 | 40.5 |
| Steve Lake | 126 | 85 | 40.3 |
| *Roberto Pérez | 69 | 45 | 39.5 |

*Active

- 🔥 Since 1940, the only other Sox catchers to hit .290+ (min. 300 AB) are Jason Varitek (.296, 2004), Rich Gedman (.295, 1985), and Carlton Fisk (.293, 1972; .315, 1977).
- 🔥 Threw out 19 of 48 attempted base stealers (39.6%), the 4th-highest rate among ML catchers (min. 20 G).
- 🔥 Recorded 2 pickoffs...Caught a runner stealing and recorded a pickoff on both 8/4 vs. CWS and 9/25 vs. TOR.
- 🔥 Finished 2nd in the AL with a .348 home AVG (54-for-155), trailing only Adrian Beltre (.362, min. 100 AB)...Marked the highest home AVG by a Sox catcher since Hal Wagner hit .350 in 1944.
- 🔥 Hit .299 (23-for-77) with RISP, including .533 (8-for-15) with a 1.229 OPS from 8/28 on.
- 🔥 Stole his first 7 career bases (7-for-9, 77.8%)...No other Sox catcher had stolen 7+ bases with as high a success rate since Carlton Fisk in 1973 & 1978 (7-for-9).
- 🔥 Finished 2nd in the AL (3rd in the majors) with a .275 AVG with 2 strikes (47-for-171)...Marks the highest 2-strike AVG by a Red Sox catcher since 1988.
- 🔥 Went 4-for-4 on 4/11 vs. BAL and 8/28 at TOR...Only 2 other ML catchers went 4-for-4 or better in a game all season (BAL's Caleb Joseph and Wellington Castillo).
- 🔥 Prior to Vázquez, the last Red Sox catcher with multiple 4-for-4 or better performances in a single season was Rich Gedman (3 in 1985).
- 🔥 Stole a base in each of his 4-for-4 games...Prior to Vázquez, the last Red Sox catcher with 4 hits and a SB in a single game was Johnny Peacock on 9/21/38...No other ML catcher had such a game in 2017.
- 🔥 Prior to Vázquez, the last ML catchers to record 4+ hits and steal a base multiple times in a season were Joe Mauer (2 in 2005) and B.J. Surhoff (3 in 1988).
- 🔥 Had 5 games with 3+ hits and a SB, the most ever by a Red Sox catcher in a single season.
- 🔥 Made his season debut on 4/8 at DET (1-for-1, 2 HBP)...Was the first Red Sox to be hit by a pitch multiple times in his season debut since Roxy Walters in 1920.

HIT AND RUN

In 2017, Vázquez twice went 4-for-4 with a stolen base in a game (4/11 vs. BAL and 8/28 at TOR)...According to Elias, no other Red Sox catcher has recorded at least 4 hits and stolen a base in a game multiple times *in an entire career.*

👉 Reached base in each of his first 7 PA of the season (5-for-5, 2 HBP)...According to Elias, became the first Red Sox hitter to reach base safely in his first 7 PA of any season since Ted Cox in 1977 (7 PA).

👉 Went 4-for-4 from the No. 9 spot in the order on 4/11 vs. BAL, his 2nd time doing so (also 9/25/14 vs. TB).

👉 Finished April with a .412 AVG (14-for-34), the highest AVG through April by an AL catcher since Ivan Rodriguez in 1998 (.446, min. 30 AB).

👉 Went 1-for-2 with 2 BB, a SB, and a game-winning HR on 6/27 vs. MIN, his first HR since 5/1/16 vs. NYY...Was his 3rd career HR, each of which was a tie-breaking 2-run shot at Fenway Park.

👉 Scored a run in a career-high 5 straight games from 6/27-7/4 (6 runs).

👉 Posted a career-long 14-game on-base streak from 7/25-8/21, batting .431 (22-for-51) with 12 runs.

👉 Reached base in a career-long 18 straight home games from 7/19-9/14...Hit .397 (25-for-63) with a .449 OBP and a 1.100 OPS over the streak.

👉 From 7/29 through the rest of the season, ranked 4th in MLB with a .346 AVG (46-for-133, min. 50 AB).

👉 Hit .400 (38-for-95) in 29 games from 7/29-9/16.

👉 From 7/29-8/3, became the 1st Red Sox player to record multiple hits in 5 straight games—all as a catcher—since Carlton Fisk in 1977 (6)...Had 5 XBH in those games.

👉 Recorded his 1st career walk-off RBI on 8/1 vs. CLE, turning a 10-9 deficit into a 12-10 win with a 3-run HR.

👉 Was the 2nd walk-off HR by a Sox catcher in 2017 (also Sandy Leon, 4/5 vs. PIT)...According to Elias, the only other season in which 2 Sox catchers have hit walk-off HR is 1995 (Mike Macfarlane and Bill Haselman).

👉 On 8/28 at TOR, went 4-for-4 with a HR, a double, and a SB...Was his 3rd career 4-for-4 performance, each of which has included multiple XBH.

👉 On 9/14 vs. OAK, tied the game with a solo HR in the 5th inning...Marked his 4th straight game with an RBI.

POSTSEASON: Made his 2nd career postseason roster and 1st postseason appearances, starting Games 2 and 4 of the ALDS vs. HOU.

👉 Reached base in 4 of 8 PA (2-for-6, 2 BB), including a 2-for-3 effort with a run scored and walk in Game 2.

👉 Became the first major league catcher to reach base 3 times in his postseason debut since BOS's Jarrod Saltalamacchia in Game 1 of the 2013 ALDS vs. TB.

2016: Returned after missing the entire 2015 season recovering from Tommy John surgery.

👉 Appeared in 57 ML games (49 starts) over a pair of stints with the Red Sox...Also appeared in 42 games with Triple-A Pawtucket.

👉 Threw out 8 of 23 (34.8%) attempted base stealers at the ML level.

👉 Began the season on the DL recovering from Tommy John surgery...Played in 5 rehab games with Pawtucket.

👉 Was activated from the 15-day DL on 4/15, starting that day vs. TOR...Was his 1st ML game since 9/27/14 vs. NYY...Went 2-for-4 with a double and 2 runs scored, also picking off a runner at 1B.

👉 Broke a 6-6 tie with a 2-run HR off Dellin Betances in the 7th inning on 5/1 vs. NYY, his 1st HR since 9/25/14.

👉 Optioned to Pawtucket on 7/5 and remained with the PawSox until being recalled to the ML club on 9/5.

👉 Caught all 10 innings of the Sox' 3-2 win at TB on 9/25, when BOS set a then-franchise record with 23 SO...The Sox set a ML record by striking out 11 consecutive batters faced from the 4th-7th innings.

👉 Started 41 games at catcher for the PawSox, throwing out 11 of 24 (46%) attempted base stealers.

👉 Following the season, played for Santurce in the Puerto Rican Winter League...In 13 playoff games, hit .405 (17-for-42, 4 2B, 2 3B) with 11 RBI, threw out 2 of 3 attempted base stealers, and picked off a runner at 1B.

POSTSEASON: Named to the Red Sox' ALDS roster vs. CLE but did not appear in a game.

2015: Missed the season recovering from Tommy John surgery (right elbow) performed on 4/2 by Dr. James Andrews in Pensacola, FL.

👉 Was placed on the 60-day DL on 3/30 with a right elbow sprain...Sustained the injury in spring training.

👉 Returned to game action in the Fall Instructional League in September/October...Served only as a DH.

👉 Also played for Mayaguez and Santurce of the Puerto Rican Winter League...Served only as a DH.

2014: Played in 55 games for the Red Sox, his 1st career ML action...Took over as the club's regular catcher after a July recall.

👉 Named a mid-season International League All-Star and was selected to the 2014 SiriusXM All-Star Futures Game...Did not participate in either game due to call-up.

👉 Reached base safely in 40 of his 50 starts for BOS.

👉 Threw out 51.7% of attempted base stealers (15 of 29), best in the majors (min. 50 G caught)...Was the best such mark in Red Sox history (since CS began being tracked in the AL in 1920).

👉 His rate of 51.7% was also the best among major leaguers (min. 50 G) since STL's Yadier Molina in 2005 (54.8%; 17 of 31)...Was the best such mark by a rookie catcher since CCS began being tracked in 1974.

👉 Had 4 pickoffs, the most by a Sox catcher in a season since Rich Gedman had 4 in 1985.

👉 Began the year with 66 games for Triple-A Pawtucket...Threw out 40% of attempted base stealers (19 of 48).

👉 Recalled on 7/9 and made his ML debut that night, starting behind the plate in a 5-4 win vs. CWS.

👉 BOS won his first 5 starts from 7/9-21 (9 total runs allowed)...Was the 1st Red Sox ever to start as a catcher and win each of his first 5 ML games, the 1st AL player to do it since MIL's Bill Schroeder in 1983 (source: Elias).

👉 Recorded his 1st ML hits on 7/11 at HOU (3-for-4, 2 R, 2 2B, 3 RBI).

Christian Vázquez, Continued

BEST SINGLE-SEASON CATCHER CAUGHT STEALING RATE AS A ROOKIE (SINCE 1987)

| Rk. | Player | Year | CCS% |
|-----|-------------------------|------|-----------------|
| 1. | Christian Vázquez (BOS) | 2014 | 51.7 (15 of 29) |
| 2. | Ivan Rodriguez (TEX) | 1991 | 48.6 (34 of 70) |
| 3. | Yadier Molina (STL) | 2004 | 47.1 (8 of 17) |

Min. 200.0 innings caught

👉 On 9/25 vs. TB, went 4-for-4 with a double and his 1st HR, a 2-run, go-ahead shot off Jeremy Hellickson in the 2nd inning...Was the 1st rookie Red Sox catcher with 4+ hits in a game since Scott Hatteberg on 8/8/97 vs. KC (4).

👉 Following the season, played 33 games for San Juan of the Puerto Rican Winter League.

👉 Was named by *Baseball America* as the best defensive catcher in the International League in 2014.

2013: Led Double-A Portland with a .289 AVG (99-for-342) and was named team MVP...Tabbed an Eastern League mid-season All-Star.

👉 Including 1 game with Triple-A Pawtucket, ranked 5th among full-season Red Sox minor league qualifiers with a .287 AVG (99-for-345)...Posted a .375 OBP.

👉 Led EL backstops by throwing out 47% of attempted base stealers (47 of 101).

👉 Named Red Sox Minor League Defensive Player of the Month for April (11 CS in 16 G).

👉 Started behind the plate for the Eastern Division in the EL All-Star Game on 7/10 in New Britain.

👉 Promoted to Pawtucket on 9/1 and made his Triple-A debut the next day in the PawSox' regular season finale... Hit .273 (3-for-11) in 3 Pawtucket playoff games.

👉 After the season, played for Santurce of the Puerto Rican Winter League and led the league with 32 games behind the plate...Threw out a league-best 63% (17 of 27) of attempted base stealers.

👉 Following the season, ranked by *Baseball America* as the best defensive catcher in the Red Sox farm system for a 3rd straight year...Also named the best defensive catcher in the EL.

2012: Played the majority of the year with High-A Salem, where he was a Carolina League postseason All-Star...Also made his Double-A debut with 20 games for Portland.

👉 Combined to throw out 49 of 122 base stealers (40%), including a CL-best 42% (44 of 105).

👉 Named Red Sox Minor League Defensive Player of the Month for June.

👉 Promoted to Double-A on 8/3.

👉 Following the season, played 10 games for Surprise in the Arizona Fall League...Also played 9 games for Manati of the Puerto Rican Winter League.

👉 Ranked as the Sox' No. 2 catching prospect according to *Baseball America* after the season...Also ranked as the No. 1 catching prospect in the CL.

2011: Named Red Sox Minor League Defensive Player of the Year...Spent the entire season with Single-A Greenville.

👉 Posted career highs in HR (18) and RBI (84)...His 84 RBI led the Drive and ranked 4th among Sox minor leaguers.

👉 Named SAL Player of the Week from 6/20-26 (.467, 7-for-15, 4 HR) and 8/29-9/4 (.381, 8-for-21, 3 HR).

👉 Selected as the Red Sox Minor League Defensive Player of the Month for July.

👉 Following the season, ranked by *Baseball America* as the best defensive catcher in the SAL and in the BOS system.

👉 After the season, played 3 games with Mayaguez of the Puerto Rican Winter League.

👉 Added to the Sox' 40-man roster on 11/20.

2010: Played his 1st full season with Single-A Greenville...Led the club with 60 games at catcher.

👉 Threw out 31 of 76 (41%) attempted base stealers... Made his 1st pro appearances at 1B (3 games) and 2B (1).

👉 Hit his 1st career grand slam on 4/17 at Lexington.

👉 Recorded 3 2B and 2 RBI in 6 Drive playoff games.

2009: Split the year between the Rookie-level Gulf Coast League Red Sox and Short-A Lowell.

👉 His 1st hit for the Spinners was a game-tying, pinch-hit homer in the 9th inning on 7/9 vs. Tri-City.

2008: Led the Gulf Coast League Red Sox with 21 games caught in his pro debut.

Personal

👉 Full name is Christian Rafael Vázquez.

👉 Signed by Edgar Perez (Red Sox).

👉 Graduated from Puerto Rico Baseball Academy High School in 2008.

In the Community

👉 On 1/30/18, helped deliver nearly 10 tons of supplies to aid Hurricane Maria recovery efforts in Puerto Rico... The JetBlue plane cargo included medical supplies and vaccines, water filtration systems, first aid kits, flashlights, and diapers...In Caguas, helped distribute food, water, and supplies to nearly 300 families, as well as baseball equipment and athletic gear to roughly 100 children.

👉 On 1/6/18 (Three Kings Day), helped hand out toys to children in poor communities of Puerto Rico.

👉 Signed autographs and posed for pictures with fans at Red Sox Winter Weekend in 2015, 2016, and 2018.

👉 Has participated in events that benefit the Red Sox Foundation, including Casino Night and Picnic in the Park.

👉 In 2017, took part in a Red Sox Kids Camp, a Red Sox Destinations event, and the Red Sox Novatos program, in which tickets are donated to children who get to interact with Spanish-speaking players before games.

👉 As part of the Red Sox Rookie Development Programs in 2013 and 2014, made visits to the Jimmy Fund and Boston Children's Hospital, and painted murals at the McKinley Middle School in Boston with members of the Red Sox Scholars program.

Christian Vázquez's Career Record

| YEAR | CLUB | AVG | G | AB | R | H | 2B | 3B | HR | RBI | SH | SF | HB | BB | SO | SB | CS | E |
|----------------------------|-------------|-------------|------------|-------------|------------|------------|------------|----------|--------------|------------|----------|-----------|-----------|------------|------------|-----------|-----------|-----------|
| 2008 | GCL Red Sox | .190 | 21 | 58 | 7 | 11 | 1 | 0 | 0 | 5 | 1 | 0 | 0 | 6 | 17 | 0 | 0 | 3 |
| 2009 | Lowell | .123 | 21 | 65 | 4 | 8 | 2 | 0 | 2 | 9 | 0 | 0 | 0 | 11 | 16 | 0 | 0 | 3 |
| | GCL Red Sox | .278 | 10 | 36 | 5 | 10 | 5 | 0 | 0 | 7 | 0 | 0 | 1 | 4 | 7 | 0 | 0 | 1 |
| 2010 | Greenville | .259 | 79 | 270 | 34 | 70 | 11 | 0 | 3 | 32 | 0 | 2 | 4 | 23 | 62 | 3 | 1 | 7 |
| 2011 | Greenville | .283 | 105 | 392 | 71 | 111 | 27 | 3 | 18 | 84 | 0 | 4 | 5 | 43 | 84 | 1 | 1 | 8 |
| 2012 | Salem | .266 | 81 | 293 | 43 | 78 | 17 | 0 | 7 | 41 | 3 | 2 | 4 | 40 | 70 | 2 | 2 | 9 |
| | Portland | .205 | 20 | 73 | 11 | 15 | 4 | 0 | 0 | 5 | 0 | 1 | 0 | 8 | 9 | 0 | 0 | 3 |
| 2013 | Portland | .289 | 96 | 342 | 48 | 99 | 19 | 1 | 5 | 48 | 3 | 4 | 3 | 47 | 44 | 7 | 5 | 10 |
| | Pawtucket | .000 | 1 | 3 | 0 | 0 | 0 | 0 | 0 | 0 | 0 | 0 | 0 | 1 | 0 | 0 | 0 | 0 |
| 2014 | Pawtucket | .279 | 66 | 244 | 35 | 68 | 17 | 0 | 3 | 20 | 2 | 2 | 1 | 21 | 52 | 0 | 1 | 2 |
| | BOSTON | .240 | 55 | 175 | 15 | 42 | 9 | 0 | 1 | 20 | 3 | 4 | 0 | 19 | 33 | 0 | 0 | 5 |
| 2015 | BOSTON | | | | | | | | Did Not Play | | | | | | | | | |
| 2016 | BOSTON | .227 | 57 | 172 | 21 | 39 | 9 | 1 | 1 | 12 | 0 | 0 | 2 | 10 | 39 | 0 | 0 | 2 |
| | Pawtucket | .270 | 42 | 152 | 19 | 41 | 9 | 0 | 2 | 16 | 0 | 1 | 3 | 15 | 31 | 2 | 0 | 4 |
| 2017 | BOSTON | .290 | 99 | 324 | 43 | 94 | 18 | 2 | 5 | 32 | 0 | 1 | 3 | 17 | 64 | 7 | 2 | 8 |
| Major League Totals | | .261 | 211 | 671 | 79 | 175 | 36 | 3 | 7 | 64 | 3 | 5 | 5 | 46 | 136 | 7 | 2 | 15 |
| Minor League Totals | | .266 | 542 | 1928 | 277 | 512 | 112 | 4 | 40 | 267 | 9 | 16 | 21 | 219 | 392 | 15 | 10 | 50 |

2008 Signed by the Boston Red Sox as a 9th-round selection in the June Draft
 2015 On disabled list with a right elbow sprain, 3/30 through remainder of season
 2016 On disabled list recovering from Tommy John surgery, 3/25-4/14

Additional Batting Statistics

| YEAR | CLUB | OBP | SLG | TB | GDP |
|----------------------------|--------|--------------|-------------|------------|-----------|
| 2014 | BOSTON | .308 | .309 | 54 | 4 |
| 2015 | BOSTON | Did Not Play | | | |
| 2016 | BOSTON | .277 | .308 | 53 | 3 |
| 2017 | BOSTON | .330 | .404 | 131 | 14 |
| Major League Totals | | .311 | .355 | 238 | 21 |

Division Series Record

| YEAR | CLUB | AVG. | G | AB | R | H | 2B | 3B | HR | RBI | SH | SF | HB | BB | SO | SB | CS | E |
|-------------------------------|-------------|-------------|----------|----------|----------|----------|----------|----------|--------------|----------|----------|----------|----------|----------|----------|----------|----------|----------|
| 2016 | BOS vs. CLE | | | | | | | | Did Not Play | | | | | | | | | |
| 2017 | BOS vs. HOU | .333 | 2 | 6 | 1 | 2 | 0 | 0 | 0 | 0 | 0 | 0 | 0 | 2 | 2 | 0 | 0 | 0 |
| Division Series Totals | | .333 | 2 | 6 | 1 | 2 | 0 | 0 | 0 | 0 | 0 | 0 | 0 | 2 | 2 | 0 | 0 | 0 |

Career Fielding Record

| YEAR | CLUB | POS | PCT. | G | GS | PO | A | E | TC | DP | CCS | SB | CCS% | PB | PKO | INN | ERA |
|----------------------|--------|-----------|-------------|------------|------------|-------------|------------|-----------|--------------|----------|-----------|-----------|-------------|-----------|----------|---------------|-------------|
| 2014 | BOSTON | C | .987 | 54 | 50 | 338 | 32 | 5 | 375 | 4 | 15 | 14 | 51.7 | 8 | 3 | 458.1 | 3.71 |
| 2015 | BOSTON | | | | | | | | Did Not Play | | | | | | | | |
| 2016 | BOSTON | C | .996 | 56 | 49 | 423 | 25 | 2 | 450 | 3 | 8 | 15 | 34.8 | 9 | 1 | 438.2 | 4.27 |
| 2017 | BOSTON | C | .991 | 95 | 85 | 794 | 47 | 8 | 849 | 2 | 19 | 29 | 39.6 | 11 | 2 | 771.0 | 4.02 |
| | | 3B | - | 2 | 0 | 0 | 0 | 0 | 0 | 0 | 0 | | | | | | |
| Career Totals | | C | .991 | 205 | 184 | 1555 | 104 | 15 | 1674 | 9 | 42 | 58 | 42.0 | 28 | 6 | 1668.0 | 4.00 |
| | | 3B | - | 2 | 0 | 0 | 0 | 0 | 0 | 0 | | | | | | | |

Career Single-Game Highs

| | |
|----------------|----------------------------------|
| HITS | 4, 3 times, last 8/28/17 at TOR |
| DOUBLES | 2, 7/11/14 at HOU |
| HOME RUNS | 1, 7 times, last 9/14/17 vs. OAK |
| RBI | 3, 4 times, last 8/11/17 vs. CLE |
| RUNS SCORED | 3, 3 times, last 8/18/17 vs. NYY |
| WALKS | 2, 5 times, last 6/27/17 vs. MIN |
| STRIKEOUTS | 4, 4/20/16 vs. TB |
| STOLEN BASES | 1, 7 times, last 8/28/17 at TOR |
| HITTING STREAK | 8, 2 times, last 5/20-6/3/17 |
| EJECTIONS | None |

Home Run Notes

| |
|-------------------------------|
| MULTI-HOME RUN GAMES (0) |
| LEADOFF HOME RUNS (0) |
| GRAND SLAMS (0) |
| PINCH-HIT HOME RUNS (0) |
| EXTRA-INNING HOME RUNS (0) |
| GAME-ENDING HOME RUNS (1) |
| 8/1/17 vs. CLE off Cody Allen |
| INSIDE-THE-PARK HOME RUNS (0) |

Christian Vázquez

76 HECTOR VELÁZQUEZ

RHP



Bats: Right • **Throws:** Right • **Height:** 6-0 • **Weight:** 224

Opening Day Age: 29 • **MLB Service:** 48 days

Born: 11/26/1988 in Sonora, Mexico

Resides: Ciudad Obregon, Mexico

Acquired: Contract purchased from Campeche on 2/18/2017

Contract Status: Signed through 2018

Career Highlights

🔸 The Red Sox purchased his contract from the Piratas de Campeche of the Mexican League on 2/18/17.

🔸 Is ranked by *Baseball America* as the No. 20 prospect in the Red Sox organization.

🔸 Enters the 2018 season with an active scoreless streak of 13.1 innings in the majors (began 6/19/17).

🔸 Allowed 6 ER in 5.0 IP in his ML debut with the Sox on 5/18/17 at OAK, but went 3-0 with a 0.92 ERA (2 ER/19.2 IP) for the remainder of 2017.

🔸 In 5 ML relief appearances in 2017, went 3-0 with a 0.00 ERA (10.1 IP)...Is the only BOS pitcher since 1913 to earn a win in each of his first 3 career relief appearances.

🔸 In 7 seasons in the Mexican League with Campeche (2010-15) and Monclova (2016), went 43-29 with a 3.76 ERA (287 ER/687.1 IP) in 136 appearances (120 starts).

🔸 Has also pitched in the Mexican Pacific Winter League following each of his 8 seasons, posting a 4.00 ERA (190 ER/427.1 IP) in 104 games (78 starts) for Obregon (2010-11) and Navojoa (2012-17).

🔸 Named Mexican Pacific Winter League Pitcher of the Year in the 2016-17 and 2013-14 offseasons.

🔸 Tabbed 2010 Mexican League Rookie of the Year.

2017: Spent most of his debut season in the U.S. with Triple-A Pawtucket, but appeared in 8 ML games (3 starts) over 5 stints with BOS.

🔸 Allowed 6 ER in 5.0 IP in his ML debut on 5/18 at OAK (start), but went 3-0 with a 0.92 ERA (2 ER/19.2 IP) in his remaining ML games.

🔸 Did not allow a run in his final 13.1 IP in the majors.

🔸 Between BOS and Triple-A Pawtucket, did not allow a run in his final 17.0 IP (beginning 8/18).

🔸 In 5 ML relief appearances, went 3-0 with a 0.00 ERA (10.1 IP)...Is the only BOS pitcher—and 1 of only 5 ML pitchers—since 1913 to earn a win in each of his first 3 career relief appearances (last: Alexi Ogando in 2010).

🔸 Also went 8-4 with a 2.21 ERA (25 ER/102.0 IP) and a .213 opponent AVG in 19 starts with the PawSox.

🔸 Made 8 scoreless starts of 5.0+ innings for Pawtucket.

🔸 Led Pawtucket pitchers in starts...His 2.21 ERA and 1.00 WHIP were the lowest among PawSox pitchers who made at least 1 start...Also ranked 3rd among club leaders in wins and innings.

🔸 Began the season with the PawSox and posted a 1.55 ERA (5 ER/29.0 IP) in his first 5 starts.

🔸 Made his U.S. debut on 4/11 vs. Syracuse (4.2 IP, 3 ER)...Each of his next 3 outings was scoreless (17.1 IP).

🔸 Threw 6.0 perfect innings on 4/30 vs. Gwinnett.

MEXICAN-BORN PLAYERS TO APPEAR IN A GAME FOR THE RED SOX

| Player | Pos. | Years | Games |
|-------------------------|------------|-------------|----------|
| Mel Almada | OF | 1933-37 | 316 |
| Bobby Avila | INF | 1959 | 22 |
| Vicente Romo | RHP | 1969-70 | 100 |
| Carlos Rodriguez | INF | 1994-95 | 70 |
| Dennys Reyes | LHP | 2011 | 4 |
| Alfredo Aceves | RHP | 2011-13 | 135 |
| Hector Velázquez | RHP | 2017 | 8 |

🔸 Selected to the ML roster on 5/18 and started that night at OAK, suffering the loss (5.0 IP, 9 H, 6 ER, 3 HR, 2 BB, 4 SO)...Optioned to Pawtucket on 5/23.

🔸 Allowed 0 runs in 13.0 IP over 3 starts for the PawSox from 6/1-10 before returning to BOS on 6/14...Earned the win that night at PHI after allowing only 1 hit in 3.1 scoreless innings of relief.

🔸 Made his 2nd ML start on 6/19 at KC but did not factor into the decision (5.1 IP, 5 H, 2 ER, 0 BB, 3 SO).

🔸 Optioned to Pawtucket following the Sox' game vs. LAA on 6/23.

🔸 Recalled by BOS on 7/18 and earned the win that night vs. TOR after pitching the final 4.0 innings of a 5-4, 15-inning victory over the Blue Jays (0 R, 2 H, 1 BB, 3 SO)...Optioned to Pawtucket after the game.

🔸 Allowed 0 runs in his final 10.0 IP with the PawSox.

🔸 Surrendered 1 hit in 7.0 scoreless innings on 8/27 vs. Lehigh Valley.

🔸 Recalled by BOS on 9/3 and made 4 more appearances with the club...In the Sox' 3-2, 19-inning win vs. TOR on 9/5, earned the win after pitching a scoreless 19th.

🔸 Started the Sox' season finale on 10/1 vs. HOU and threw 4.0 shutout innings (3 H, 2 BB, 4 SO).

🔸 Following the season, allowed only 2 ER in 25.0 IP (0.72 ERA) in 6 starts for Navojoa in the Mexican Winter League, including 3 postseason starts...Earned 2 post-season wins, helping Navojoa reach the finals.

2016: Spent entire season with Monclova of the Mexican League—while on loan from Campeche—and went 5-1 with a 2.47 ERA (36 ER/131.1 IP), 120 SO, and 16 BB in 22 starts.

🔸 Allowed 4 ER or fewer in each of his outings, including 2 or fewer in 15 of them.

🔸 On 8/6 vs. Aguascalientes, surrendered only 1 hit in a 9.0-inning shutout, striking out 9 without a walk.

Hector Velázquez, Continued

👉 Gave up 0 runs and 1 hit in his next outing—his final appearance of the regular season—on 8/11 vs. Reynosa, recording 10 SO and 0 BB in 7.0 IP.

👉 Made 1 postseason appearance for Monclova, starting Game 2 in the opening round against Tijuana...Allowed 2 hits in 5.0 scoreless innings and left the game with a 2-0 lead in an eventual 4-2, 11-inning loss.

👉 Following the season, named Mexican Pacific Winter League Pitcher of the Year.

👉 Made 14 starts for Navojoa, leading the winter league in wins (9-3), strikeouts (87), and winning percentage (.750) and ranking among leaders in ERA (2nd, 2.32), innings (85.1), and WHIP (1.10).

👉 Issued the fewest unintentional BB/9.0 IP (1.69) among league starters and allowed the fewest base runners per 9.0 IP (10.02)...Ranked 2nd among starters in SO/9.0 IP (9.2).

👉 Also made 2 starts for Mexico in the Caribbean Series... Earned the win on 2/2/17 vs. the Dominican Republic (5.0 IP, 4 H, 2 R, ER, 3 BB, 7 SO)...Pitched 6.0 shutout innings in the championship game vs. Puerto Rico on 2/7/17, a 1-0, 10-inning loss (5 H, 0 BB, 4 SO).

2015: Went 6-4 with a 4.44 ERA (47 ER/95.1 IP) in 18 games (17 GS) with Campeche.

👉 Appeared in 2 games (1 start) for Campeche in the postseason, allowing 2 ER in 7.0 IP (2.57 ERA).

👉 Also made 13 starts for the Mayos de Navojoa in the Mexican Pacific Winter League, going 5-2 with a 2.92 ERA (23 ER/71.0 IP)...Allowed 2 or fewer ER in 11 of his 13 outings, including 4 scoreless starts.

2014: Led Campeche in wins, going 11-7 with a 4.10 ERA (54 ER/118.2 IP) in 21 starts.

👉 In his final 8 starts with Campeche from 6/28-8/8, went 7-1 with a 1.86 ERA (11 ER/53.1 IP).

👉 Made 2 postseason starts for Campeche, going 0-1 with a 4.91 ERA (6 ER/11.0 IP).

👉 Made 11 starts for Navojoa of the Mexican Pacific Winter League following the season.

2013: Made 22 starts for Campeche, going 3-5 with a 4.19 ERA (58 ER/124.2 IP).

👉 Following the season, named Mexican Pacific Winter League Pitcher of the Year after going 8-1 with a 2.17 ERA (18 ER/74.2 IP) and a .191 opponent AVG in 13 starts for Navojoa.

👉 Led the winter league in wins and paced starters with a 1.02 WHIP...Allowed 3 or fewer ER in each of his 13 starts, including 12 starts with 2 or fewer ER and 8 games with 1 or 0 ER.

2012: Went 11-7 with a 4.40 ERA (51 ER/104.1 IP) in 19 starts for Campeche.

👉 Won 7 straight starts to begin the season.

👉 Following the season, made 14 starts for Navojoa in the Mexican Pacific Winter League.

2011: Made 5 starts in his 2nd season with Campeche.

👉 Also appeared in 10 games (4 GS) for Obregon of the Mexican Pacific Winter League.

2010: Earned Mexican League Rookie of the Year honors with Campeche after posting a 2.93 ERA (30 ER/92.0 IP) in 29 games (14 starts).

👉 Threw a 7.0-inning, complete-game shutout in his final outing with Campeche on 7/17 at Puebla (4 H, 3 SO).

👉 Also made 26 appearances (6 starts) for Obregon in the Mexican Pacific Winter League.

Personal

👉 Full name is Hector Velázquez.

👉 He and his wife, Asamary Osobampo, have a son, Hector Emilio (born 5/19/15).

In the Community

👉 Took part in the Red Sox Novatos program during spring training in 2017, providing free tickets and interacting with kids before a game.

Hector Velázquez

Hector Velázquez's Career Record

| YEAR | CLUB | W-L | ERA | G | GS | CG | SHO | SV | IP | H | R | ER | HR | HB | BB | SO | WP | BK |
|------|------------------------------|--------------|-------------|------------|------------|----------|----------|----------|--------------|------------|------------|------------|-----------|-----------|------------|------------|-----------|----------|
| 2010 | Campeche (MEX) | 6-4 | 2.93 | 29 | 14 | 1 | 1 | 0 | 92.0 | 84 | 33 | 30 | 6 | 4 | 39 | 50 | 6 | 0 |
| 2011 | Campeche (MEX) | 1-1 | 4.71 | 5 | 5 | 0 | 0 | 0 | 21.0 | 25 | 11 | 11 | 1 | 1 | 13 | 20 | 2 | 1 |
| 2012 | Campeche (MEX) | 11-7 | 4.40 | 19 | 19 | 0 | 0 | 0 | 104.1 | 111 | 55 | 51 | 14 | 6 | 32 | 79 | 7 | 0 |
| 2013 | Campeche (MEX) | 3-5 | 4.19 | 22 | 22 | 0 | 0 | 0 | 124.2 | 147 | 65 | 58 | 17 | 7 | 39 | 91 | 8 | 0 |
| 2014 | Campeche (MEX) | 11-7 | 4.10 | 21 | 21 | 0 | 0 | 0 | 118.2 | 120 | 59 | 54 | 11 | 10 | 39 | 98 | 6 | 0 |
| 2015 | Campeche (MEX) | 6-4 | 4.44 | 18 | 17 | 0 | 0 | 0 | 95.1 | 98 | 54 | 47 | 10 | 9 | 35 | 70 | 5 | 0 |
| 2016 | Monclova (MEX) | 5-1 | 2.47 | 22 | 22 | 1 | 1 | 0 | 131.1 | 115 | 43 | 36 | 8 | 2 | 16 | 120 | 8 | 0 |
| 2017 | Pawtucket | 8-4 | 2.21 | 19 | 19 | 0 | 0 | 0 | 102.0 | 78 | 27 | 25 | 7 | 2 | 24 | 79 | 0 | 0 |
| | BOSTON | 3-1 | 2.92 | 8 | 3 | 0 | 0 | 0 | 24.2 | 21 | 8 | 8 | 4 | 0 | 7 | 19 | 0 | 0 |
| | Major League Totals | 3-1 | 2.92 | 8 | 3 | 0 | 0 | 0 | 24.2 | 21 | 8 | 8 | 4 | 0 | 7 | 19 | 0 | 0 |
| | Minor League Totals | 8-4 | 2.91 | 19 | 19 | 0 | 0 | 0 | 102.0 | 78 | 27 | 25 | 7 | 2 | 24 | 79 | 0 | 0 |
| | Mexican League Totals | 43-29 | 3.76 | 136 | 120 | 2 | 2 | 0 | 687.1 | 700 | 320 | 287 | 67 | 39 | 213 | 528 | 42 | 1 |

2017 Contract purchased by the Boston Red Sox from Campeche on 2/18

Career Fielding Record

| YEAR | CLUB | POS | PCT. | G | GS | PO | A | E | TC | DP |
|------|--------|-----|-------|---|----|----|---|---|----|----|
| 2017 | BOSTON | P | 1.000 | 8 | 3 | 2 | 2 | 0 | 4 | 0 |

Career Single-Game Highs

| | |
|-------------------|----------------------------------|
| INNINGS PITCHED | 5.0, 5/18/17 at OAK |
| STRIKEOUTS | 4, 2 times, last 10/1/17 vs. HOU |
| HITS ALLOWED | 9, 5/18/17 at OAK |
| RUNS ALLOWED | 6, 5/18/17 at OAK |
| WALKS ALLOWED | 2, 2 times, last 10/1/17 vs. HOU |
| HOME RUNS ALLOWED | 3, 5/18/17 at OAK |
| EJECTIONS | None |
| SCORELESS STREAK | 13.1, 6/19/17-present |

73 MARCUS WALDEN

RHP



Bats: Right • **Throws:** Right • **Height:** 5-10 • **Weight:** 206

Opening Day Age: 29 • **MLB Service:** 5 days

Born: 9/13/1988 in Fresno, CA

Resides: Fresno, CA

Acquired: Signed as a minor league free agent on 10/13/2017

Contract Status: Signed through 2018

Non-Roster Invitee

Career Highlights

🔥 Enters his 12th professional season, his 2nd in the Red Sox organization.

🔥 Has attended 3 ML Spring Training camps as a non-roster invitee with TOR (2014) and BOS (2017-18).

🔥 Has allowed only 5 HR in 162.0 IP in the last 2 seasons (0.28 HR/9.0 IP)...Has surrendered 0.41 HR/9.0 IP in his minor league career (36 HR, 787.0 IP).

🔥 From 2016-17, held LHH to a .222 AVG and a .280 SLG (65-for-293, 11 2B, 2 HR).

🔥 Earned Triple-A Pawtucket's Most Valuable Pitcher Award in 2017.

🔥 Spent his first 7 professional seasons (2007-13) in the Blue Jays organization after being selected by TOR in the 9th round of the 2007 June Draft.

🔥 Named a 2013 Eastern League All-Star.

🔥 Converted to a relief pitcher during the 2014 season.

🔥 Following a successful 2015 season with Lancaster in the independent Atlantic League, returned to the minor leagues with the Twins organization in 2016.

🔥 Underwent Tommy John surgery in March 2010... Missed the entire 2010 season and part of 2011.

2017: Spent entire season with Triple-A Pawtucket...Earned the club's Most Valuable Pitcher Award, going 10-6 with a 3.92 ERA (46 ER/105.2 IP) in 29 appearances (15 starts).

🔥 Allowed 5 ER in 0.1 IP on 6/25 at Scranton/Wilkes-Barre and 7 ER in 0.2 IP on 8/18 at Columbus, but posted a 2.92 ERA (34 ER/104.2 IP) in his other 27 outings.

🔥 Surrendered only 4 HR (0.34 HR/9.0 IP).

🔥 Posted a 3.21 ERA (26 ER/73.0 IP) as a starter.

🔥 Held LHH to a .239 AVG (52-for-218) and a .607 OPS.

🔥 Made 5 relief appearances of 3.0+ innings.

🔥 In 8 of his outings, allowed 1 or 0 runs and pitched at least 5.0 innings.

🔥 Through 6/11, was 6-2 with a 2.01 ERA and a .213 opponent AVG (49.1 IP, 11 ER, 38-for-178).

🔥 Had a 16.0-inning scoreless streak from 4/22-5/11.

🔥 On 5/5 at Rochester, allowed 0 runs and 1 hit in 6.0 IP.

🔥 Threw 7.0 scoreless innings on 7/28 at Indianapolis.

🔥 Following the season, appeared in 6 games (5 GS) for Toros del Este of the Dominican Winter League.

IN THE SHOW

Walden's only appearance on an active ML roster came in 2014 when TOR purchased his contract from Triple-A Buffalo on 4/5...He did not appear in a game before being optioned back to Buffalo on 4/9.

2016: Posted a 2.40 ERA (15 ER/56.1 IP) in 42 appearances between Double-A Chattanooga and Triple-A Rochester in his lone season in the Twins organization.

🔥 Held LHH to a .173 AVG and a .227 SLG (13-for-75, 4 2B)...Opponents hit .213 against him overall.

🔥 Transferred to Rochester on 4/24...Allowed 4 hits and 0 runs in 13.1 IP over 11 appearances from 6/14-7/14.

🔥 Made his last appearance of the season on 7/31.

🔥 Placed on the 7-day disabled list with a right shoulder strain on 8/8 and missed the remainder of the season.

🔥 Following the season, appeared in 2 games (1 GS) for Aragua of the Venezuelan Winter League (9.0 IP, 2 H, R).

🔥 Pitched 4.0 scoreless innings of relief on 12/3 vs. Margarita, allowing only 1 hit and walking none...Allowed 1 run on 1 hit in 5.0 IP in a start on 12/9 at Magallanes.

2015: Spent most of his season with Lancaster in the independent Atlantic League, where he posted a 2.95 ERA (21 ER/64.0 IP) in 48 appearances (3 starts).

🔥 Also made 1 appearance with CIN's Double-A Pensacola before being released on 4/20.

2014: Went 3-5 with a 5.35 ERA (59 ER/99.1 IP) in 35 appearances (11 starts) between the Blue Jays and A's minor league systems...Attended spring training with TOR as a non-roster invitee.

🔥 Pitched in 3 games for Triple-A Buffalo.

🔥 Designated for assignment on 4/15.

🔥 Claimed off waivers by OAK on 4/16.

2013: Named an Eastern League mid-season All-Star...Led the EL in innings pitched (162.1).

🔥 Named EL Pitcher of the Week on 5/20.

🔥 Threw a 9.0-inning shutout on 6/23 at Harrisburg.

Marcus Walden, Continued

2012: Led Blue Jays minor leaguers in wins, going 14-4 with a 2.97 ERA (46 ER/139.1 IP) in 27 appearances (26 starts) between Single-A Lansing and High-A Dunedin.

👉 Began the season with Lansing and allowed 0 ER in at least 5.0 IP in 7 of his 14 starts with the club... Allowed 2 hits or fewer in 6 of those 7 outings.

👉 In 3 starts from 4/18-28, allowed 0 ER and only 4 hits in 15.0 IP (4-for-44).

👉 Promoted to Dunedin on 6/19 and spent the remainder of the season there.

👉 Allowed 0 HR in 72.2 IP at High-A.

👉 In 6 of his 12 starts with Dunedin, allowed 0 or 1 ER in at least 6.0 IP.

2011: Spent entire season with Single-A Lansing and allowed only 1 HR in 100.0 IP.

👉 Missed the 1st month of the season recovering from Tommy John surgery.

👉 Posted a 2.84 ERA (22 ER/69.2 IP) in 15 appearances (13 starts) after the All-Star break.

2010: Missed the entire season recovering from Tommy John surgery performed in March.

2009: Made 4 appearances (all starts) with High-A Dunedin before injuring his right elbow on 4/28.

👉 Placed on the 7-day DL with a right elbow injury on 4/29 and missed the remainder of the season...Elected to rehab his elbow rather than have surgery.

2008: Spent entire season with Short-A Auburn... Each of his final 9 appearances came as a starter.

👉 Posted a 2.08 ERA (6 ER/26.0 IP) during a span of 5 starts from 7/21-8/16.

2007: Made pro debut after being selected by TOR in the 9th round of the June Draft.

Personal

👉 Full name is Marcus Walter Walden.

👉 Married his wife, Nichole, in November 2013...The couple has a daughter, Sutton.

👉 Signed by Tim Rooney (Blue Jays).

👉 Attended Fresno City College in 2007.

In the Community

👉 In 2017 with Pawtucket, was a regular participant in the PawSox Lunch Box program, which lets kids spend 1-on-1 time with players before Saturday home games.

👉 Also in 2017, spoke to aspiring sports writers from the "Rhode Island Write on Sports" summer camp.

👉 During spring training in 2017, took part in the Children's Hospital Celebrity Golf Classic.

👉 Participated in Casino Night in March 2017 to help benefit the Red Sox Foundation.

Marcus Walden's Career Record

| YEAR | CLUB | W-L | ERA | G | GS | CG | SHO | SV | IP | H | R | ER | HR | HB | BB | SO | WP | BK |
|------|-------------------------------|--------------|-------------|------------|------------|----------|----------|-----------|---------------|------------|------------|------------|-----------|-----------|------------|------------|-----------|----------|
| 2007 | GCL Blue Jays | 2-4 | 3.05 | 12 | 10 | 0 | 0 | 0 | 44.1 | 45 | 21 | 15 | 3 | 0 | 12 | 32 | 2 | 0 |
| 2008 | Auburn | 2-3 | 4.80 | 14 | 11 | 0 | 0 | 0 | 60.0 | 70 | 38 | 32 | 4 | 3 | 20 | 51 | 1 | 0 |
| 2009 | Dunedin | 2-1 | 8.64 | 4 | 4 | 0 | 0 | 0 | 16.2 | 30 | 20 | 16 | 1 | 2 | 10 | 8 | 1 | 0 |
| 2010 | | | | | | | | | Did Not Pitch | | | | | | | | | |
| 2011 | Lansing | 6-6 | 3.24 | 28 | 13 | 0 | 0 | 0 | 100.0 | 90 | 48 | 36 | 1 | 6 | 28 | 54 | 4 | 3 |
| 2012 | Lansing | 5-2 | 3.11 | 14 | 14 | 0 | 0 | 0 | 66.2 | 54 | 24 | 23 | 4 | 2 | 30 | 40 | 5 | 3 |
| | Dunedin | 9-2 | 2.85 | 13 | 12 | 0 | 0 | 0 | 72.2 | 58 | 26 | 23 | 0 | 3 | 18 | 42 | 1 | 0 |
| 2013 | New Hampshire | 6-14 | 3.71 | 26 | 26 | 1 | 1 | 0 | 162.1 | 184 | 76 | 67 | 9 | 8 | 50 | 88 | 4 | 1 |
| 2014 | Buffalo | 0-1 | 13.50 | 3 | 0 | 0 | 0 | 0 | 4.0 | 5 | 6 | 6 | 1 | 1 | 3 | 1 | 0 | 0 |
| | Sacramento | 2-2 | 5.73 | 11 | 11 | 0 | 0 | 0 | 59.2 | 69 | 42 | 38 | 6 | 4 | 27 | 34 | 2 | 0 |
| | Midland | 1-2 | 3.79 | 21 | 0 | 0 | 0 | 2 | 35.2 | 38 | 22 | 15 | 2 | 4 | 13 | 26 | 3 | 0 |
| 2015 | Pensacola | 0-1 | 12.00 | 1 | 1 | 0 | 0 | 0 | 3.0 | 7 | 5 | 4 | 0 | 0 | 3 | 2 | 0 | 0 |
| | Lancaster (IND) | 2-4 | 2.95 | 48 | 3 | 0 | 0 | 15 | 64.0 | 59 | 24 | 21 | 2 | 5 | 22 | 49 | 5 | 0 |
| 2016 | Chattanooga | 0-0 | 1.74 | 6 | 0 | 0 | 0 | 1 | 10.1 | 3 | 2 | 2 | 0 | 1 | 3 | 7 | 0 | 0 |
| | Rochester | 1-1 | 2.54 | 36 | 0 | 0 | 0 | 5 | 46.0 | 41 | 15 | 13 | 1 | 3 | 13 | 33 | 5 | 0 |
| 2017 | Pawtucket | 10-6 | 3.92 | 29 | 15 | 1 | 1 | 0 | 105.2 | 102 | 52 | 46 | 4 | 4 | 36 | 86 | 6 | 0 |
| | Minor League Totals | 46-45 | 3.84 | 218 | 117 | 2 | 2 | 8 | 787.0 | 796 | 397 | 336 | 36 | 41 | 266 | 504 | 34 | 7 |
| | Independent Lg. Totals | 2-4 | 2.95 | 48 | 3 | 0 | 0 | 15 | 64.0 | 59 | 24 | 21 | 2 | 5 | 22 | 49 | 5 | 0 |

2007 Signed by the Toronto Blue Jays as a 9th-round selection in the June Draft

2014 Claimed off waivers by the Oakland Athletics, 4/16

2014 Signed by the Cincinnati Reds as a minor league free agent, 12/4


2015 Signed by the Minnesota Twins as a minor league free agent, 12/15

2016 Signed by the Boston Red Sox as a minor league free agent, 12/14

2017 Signed by the Boston Red Sox as a minor league free agent, 10/13

44 BRANDON WORKMAN

RHP



Bats: Right • **Throws:** Right • **Height:** 6-5 • **Weight:** 250

Opening Day Age: 29 • **MLB Service:** 3 years, 115 days

Born: 8/13/1988 in Arlington, TX

Resides: Prosper, TX

Acquired: Selected in the 2nd round of the 2010 June Draft

Contract Status: Signed through 2018

Career Highlights

👉 Entering his 8th year in professional baseball, all in the Red Sox organization.

👉 Has appeared in 72 ML games...Has made 18 starts in the majors, but none since 9/18/14.

👉 Won a World Series title with BOS in 2013.

👉 Missed the entire 2015 season due to a right elbow injury...Underwent Tommy John surgery on 6/15/15 in Pensacola, FL (Dr. James Andrews).

👉 Spent the entire 2016 season on the disabled list recovering from the surgery.

👉 Returned to the ML club in 2017 and was named Red Sox Comeback Player of the Year by the Boston Baseball Writers.

👉 Named Red Sox Minor League Pitcher of the Year in 2012.

👉 Following the 2012 season, was rated by *Baseball America* as having the best curveball and best control in the Red Sox system.

2017: Appeared in a career-high 33 games over 4 stints with BOS...Named the Sox' Comeback Player of the Year by the Boston Baseball Writers.

👉 Stranded all 8 of his inherited runners for BOS and retired 24 of 33 first batters faced.

👉 Began the season with Triple-A Pawtucket, where he made 18 appearances.

👉 Did not allow a run over his first 4 appearances (8.1 IP) with the PawSox from 4/9-27, and was recalled for his 1st ML stint of the season on 5/2.

👉 Made his season debut with BOS on 5/4 vs. BAL (3.0 IP, 0 R), his 1st appearance in the majors since 9/18/14 at PIT...Optioned to Pawtucket postgame.

👉 Remained with the big league club following his 4th recall of the year on 7/15.

👉 In his first 16 appearances following his final recall (7/16-8/20), posted a 0.89 ERA (2 ER/20.1 IP).

👉 Posted a career-best 14.1-inning scoreless streak from 7/24-8/20.

👉 14 of his 18 appearances for Pawtucket were scoreless...Did not allow an ER in his final 8 outings (11.1 IP).

2016: Spent the year on the disabled list recovering from Tommy John surgery.

👉 Placed on the 15-day DL on 4/2...Transferred to the 60-day DL on 4/13.

👉 Made a total of 10 appearances over 2 separate rehab assignments with the Rookie-level Gulf Coast League Red Sox, Short-A Lowell, and Double-A Portland.

FIRST IMPRESSION

Workman made his ML debut in 2013 with BOS:

👉 Took a no-hitter into the 7th inning of his 1st ML start (2nd ML appearance) on 7/14/13 at OAK...Bid was broken up by Josh Donaldson's 2-run HR in the 7th inning.

👉 Earned 6 wins in the 2013 regular season, including 5 in relief.

👉 Allowed 0 ER in 8.2 IP in 7 postseason games...Retired the side in order in a scoreless 8th inning in the World Series clincher, Game 6 vs. STL on 10/30.

2015: Missed the season due to a right elbow injury...Underwent Tommy John surgery on 6/15, performed by Dr. James Andrews in Pensacola, FL.

👉 Optioned to Triple-A Pawtucket on 4/3 to begin the year, but had the option reversed and was placed on the 15-day DL with a right elbow strain beginning 4/3.

👉 On 6/3, was transferred to the 60-day DL with a partially torn right elbow ligament.

2014: Spent most of the season with the Red Sox, making 19 appearances (15 GS) over 4 ML stints... Also made 11 starts for Triple-A Pawtucket.

👉 Made his 1st career Opening Day roster and pitched 3 times out of the bullpen (1.42 ERA, 1 ER/6.1 IP) before being optioned to the PawSox.

👉 Rejoined the Red Sox on 5/25 and moved into the rotation, starting that day at TB...Posted a 3.21 ERA (10 ER/28.0 IP) in his first 5 starts through 6/15.

👉 Ejected from the game on 5/30 vs. TB for throwing behind Evan Longoria after warnings were issued... Was suspended by MLB for 6 games.

👉 Earned the win in a 1-0 victory on 6/10 at BAL, limiting the Orioles to 1 hit over 6.2 scoreless IP.

👉 Held opponents to 3 runs or less and lasted at least 5.0 IP in the first 8 starts of his career through 6/15... It marked the 2nd-longest such streak to begin a Red Sox career behind Boo Ferriss (first 9 starts in 1945).

👉 Ended the season on a 10-game losing streak that began on 6/27 and spanned 10 starts and 1 relief outing, including 3 shutout losses...The Sox scored only 18 runs while he was in the game over the streak.

👉 Left with a lead in his last 2 no-decisions, 6/15 vs. CLE (was ahead 2-1) and 9/4 at NYY (was ahead 4-3).

👉 Went 7-1 for Pawtucket, earning the win in each of his last 6 Triple-A starts beginning 5/12.

2013: Split the 1st half of his season between Double-A Portland and Triple-A Pawtucket before being added to the ML roster in July... Appeared in 20 games (3 starts) with BOS.

- 👉 Finished with 6 wins, including 5 in relief.
- 👉 Averaged 10.2 SO/9.0 IP (47 SO/41.2 IP) with the Sox, 4th best among AL rookie hurlers (min. 20.0 IP).
- 👉 Selected to the ML roster on 7/9...Made his ML debut in relief the next day, 7/10 at SEA (2.0 IP, 4 H, 3 ER, 4 SO).
- 👉 Started 3 games from 7/14-30, going 1-1 with a 2.45 ERA (5 ER/18.1 IP)...Worked 6.0+ IP and allowed 2 runs or fewer in each outing to become the 1st Sox pitcher to do so in his first 3 ML starts since Rick Jones in 1976.
- 👉 Took a no-hitter into the 7th inning of his 1st ML start (2nd ML appearance) on 7/14 at OAK...Bid was broken up by Josh Donaldson's 2-run HR in the 7th inning.
- 👉 Optioned to Pawtucket on 7/31...Recalled for a 2nd ML stint on 8/6 and spent the rest of the year with BOS.
- 👉 Began the year with Portland, where he worked out of the starting rotation.
- 👉 Made 6 starts for Pawtucket after a June promotion.
- 👉 Earned the win in his Triple-A debut, 6/9 at Syracuse (5.2 IP, 8 H, 3 ER, 3 BB, 4 SO)...Threw 7.0 scoreless IP for the win on 6/20 vs. Columbus.
- 👉 Following the season, ranked as the Red Sox' No. 8 prospect according to *Baseball America*.

POSTSEASON: Made his postseason debut with BOS, going 0-1 with a 0.00 ERA (1 R, 0 ER, 8.2 IP) in 7 games between the ALDS, ALCS, and World Series.

- 👉 Hurled 1.2 scoreless innings in ALCS Game 6 vs. DET on 10/19...Ended a DET scoring threat in the 6th by stranding 2 inherited runners after beginning the inning with 2 men on and no outs with the Sox trailing, 2-1.
- 👉 Appeared in 3 World Series games...Was charged with the loss in Game 3 at STL on 10/26...Struck out in his 1st career postseason at-bat, also in Game 3 at STL.
- 👉 Retired the side in order in a scoreless 8th inning in the World Series-clincher, Game 6 vs. STL on 10/30.

2012: Named Red Sox Minor League Pitcher of the Year after going 10-8 with a 3.50 ERA (54 ER/138.2 IP) and 130 SO in 25 starts between High-A Salem and Double-A Portland.

- 👉 Led Carolina League qualifiers in fewest base runners per 9.0 IP (9.9).
- 👉 Named Pitcher of the Week in the CL for 4/23-29.
- 👉 Was promoted to Portland on 8/8 and won each of his first 3 starts with the Sea Dogs.
- 👉 Following the season, rated by *Baseball America* as having the best curveball and best control in the Red Sox system.

2011: Posted a 3.71 ERA (54 ER/131.0 IP) in his pro debut with Single-A Greenville.

Personal

- 👉 Full name is Brandon Carlin Workman.
- 👉 Signed by Jim Robinson (Red Sox).
- 👉 Married his wife, Taylor, in November of 2015...They had their 1st child, Grayson, on 3/31/17.
- 👉 Went 12-2 with a 3.35 ERA as a junior for the University of Texas in 2010, leading the Big 12 Conference in wins... Pitched in the 2009 College World Series against LSU.
- 👉 Rated by *Baseball America* as the No. 8 RHP available in the 2010 June Draft.
- 👉 Graduated from Bowie (TX) High School in 2007.
- 👉 Was selected by PHI in the 3rd round of the 2007 June Draft, but did not sign.

In the Community

- 👉 Attended Red Sox Winter Weekend in January 2016, 2017, and 2018, signing autographs and taking pictures with fans.
- 👉 Has attended multiple events benefitting the Red Sox Foundation, including Casino Night and Picnic in the Park.
- 👉 In 2017, attended a Red Sox Kids Camp and appeared at an event as part of the Play Campaign.
- 👉 During spring training in 2016, participated in the Children's Hospital of Southwest Florida Golf Classic and met with fans as part of the Gift of Sox event.
- 👉 Has met with Jimmy Fund patients at Fenway Park multiple times.
- 👉 In 2013, met with inner-city children as part of Sox Talks.
- 👉 Visited MassGeneral Hospital for Children, Shriners Hospital, the Jimmy Fund, Boston Children's Hospital, and Beth Israel Deaconess Medical Center during the Red Sox Holiday Caravan in 2013.

Brandon Workman, Continued

Brandon Workman's Career Record

| YEAR | CLUB | W-L | ERA | G | GS | CG | SHO | SV | IP | H | R | ER | HR | HB | BB | SO | WP | BK |
|----------------------------|-------------|---------------|-------------|------------|-----------|----------|----------|----------|--------------|------------|------------|------------|-----------|----------|------------|------------|-----------|----------|
| 2011 | Greenville | 6-7 | 3.71 | 26 | 26 | 0 | 0 | 0 | 131.0 | 128 | 67 | 54 | 10 | 5 | 33 | 115 | 6 | 1 |
| 2012 | Portland | 3-1 | 3.96 | 5 | 5 | 0 | 0 | 0 | 25.0 | 23 | 12 | 11 | 2 | 0 | 5 | 23 | 0 | 0 |
| | Salem | 7-7 | 3.40 | 20 | 20 | 0 | 0 | 0 | 113.2 | 104 | 47 | 43 | 10 | 1 | 20 | 107 | 6 | 1 |
| 2013 | BOSTON | 6-3 | 4.97 | 20 | 3 | 0 | 0 | 0 | 41.2 | 44 | 23 | 23 | 5 | 0 | 15 | 47 | 1 | 0 |
| | Portland | 5-1 | 3.43 | 11 | 10 | 0 | 0 | 0 | 65.2 | 51 | 29 | 25 | 6 | 1 | 17 | 74 | 3 | 0 |
| | Pawtucket | 3-1 | 2.80 | 6 | 6 | 0 | 0 | 0 | 35.1 | 39 | 13 | 11 | 6 | 2 | 13 | 34 | 1 | 0 |
| 2014 | BOSTON | 1-10 | 5.17 | 19 | 15 | 0 | 0 | 0 | 87.0 | 88 | 57 | 50 | 11 | 1 | 36 | 70 | 2 | 0 |
| | Pawtucket | 7-1 | 4.11 | 11 | 11 | 0 | 0 | 0 | 61.1 | 61 | 28 | 28 | 10 | 0 | 17 | 55 | 1 | 0 |
| 2015 | BOSTON | Did Not Pitch | | | | | | | | | | | | | | | | |
| 2016 | GCL Red Sox | 0-1 | 4.50 | 1 | 1 | 0 | 0 | 0 | 2.0 | 2 | 1 | 1 | 0 | 0 | 0 | 3 | 0 | 0 |
| | Lowell | 0-1 | 6.75 | 5 | 0 | 0 | 0 | 0 | 8.0 | 9 | 7 | 6 | 2 | 0 | 4 | 8 | 0 | 0 |
| | Portland | 0-0 | 9.00 | 4 | 0 | 0 | 0 | 0 | 10.0 | 15 | 10 | 10 | 3 | 0 | 7 | 5 | 1 | 0 |
| 2017 | Pawtucket | 4-1 | 1.55 | 18 | 0 | 0 | 0 | 2 | 29.0 | 16 | 6 | 5 | 1 | 0 | 13 | 35 | 2 | 0 |
| | BOSTON | 1-1 | 3.18 | 33 | 0 | 0 | 0 | 0 | 39.2 | 37 | 17 | 14 | 7 | 1 | 11 | 37 | 1 | 0 |
| Major League Totals | | 8-14 | 4.65 | 72 | 18 | 0 | 0 | 0 | 168.1 | 169 | 97 | 87 | 23 | 2 | 62 | 154 | 4 | 0 |
| Minor League Totals | | 35-21 | 3.63 | 107 | 79 | 0 | 0 | 2 | 481.0 | 448 | 220 | 194 | 50 | 9 | 129 | 459 | 20 | 2 |

- 2007 Selected by the Philadelphia Phillies in the 3rd round of the June Draft (did not sign)
- 2010 Signed by the Boston Red Sox as a 2nd-round selection in the June Draft
- 2015 On disabled list with a right elbow strain, 4/3 through remainder of season
- 2016 On disabled list recovering from Tommy John surgery, 4/3 through remainder of season

Postseason Record

| W-L | ERA | G | GS | CG | SHO | SV | IP | H | R | ER | HR | HB | BB | SO | WP | BK |
|-----|------|---|----|----|-----|----|-----|---|---|----|----|----|----|----|----|----|
| 0-1 | 0.00 | 7 | 0 | 0 | 0 | 0 | 8.2 | 7 | 1 | 0 | 0 | 0 | 3 | 4 | 0 | 0 |

Division Series Record

| YEAR | CLUB | W-L | ERA | G | GS | CG | SHO | SV | IP | H | R | ER | HR | HB | BB | SO | WP | BK |
|------|------------|-----|------|---|----|----|-----|----|-----|---|---|----|----|----|----|----|----|----|
| 2013 | BOS vs. TB | 0-0 | 0.00 | 1 | 0 | 0 | 0 | 0 | 0.2 | 1 | 0 | 0 | 0 | 0 | 0 | 0 | 0 | |

League Championship Series Record

| YEAR | CLUB | W-L | ERA | G | GS | CG | SHO | SV | IP | H | R | ER | HR | HB | BB | SO | WP | BK |
|------|-------------|-----|------|---|----|----|-----|----|-----|---|---|----|----|----|----|----|----|----|
| 2013 | BOS vs. DET | 0-0 | 0.00 | 3 | 0 | 0 | 0 | 0 | 4.2 | 3 | 0 | 0 | 0 | 0 | 2 | 3 | 0 | |

World Series Record

| YEAR | CLUB | W-L | ERA | G | GS | CG | SHO | SV | IP | H | R | ER | HR | HB | BB | SO | WP | BK |
|------|-------------|-----|------|---|----|----|-----|----|-----|---|---|----|----|----|----|----|----|----|
| 2013 | BOS vs. STL | 0-1 | 0.00 | 3 | 0 | 0 | 0 | 0 | 3.1 | 3 | 1 | 0 | 0 | 0 | 1 | 1 | 0 | |

Career Fielding Record

| YEAR | CLUB | POS | PCT. | G | GS | PO | A | E | TC | DP |
|------|----------------------|----------|-------------|-----------|-----------|----------|----------|----------|-----------|----------|
| 2013 | BOSTON | P | 1.000 | 20 | 3 | 0 | 1 | 0 | 1 | 0 |
| 2014 | BOSTON | P | .929 | 19 | 15 | 8 | 5 | 1 | 14 | 0 |
| 2015 | Did Not Pitch | | | | | | | | | |
| 2016 | Did Not Pitch | | | | | | | | | |
| 2017 | BOSTON | P | 1.000 | 33 | 0 | 1 | 3 | 0 | 4 | 0 |
| | Career Totals | P | .947 | 72 | 18 | 9 | 9 | 1 | 19 | 0 |

Career Single-Game Highs

- INNINGS PITCHED** 7.0, 3 times, last 8/18/14 vs. LAA (start)
- 4.2, 8/6/13 at HOU (relief)
- STRIKEOUTS** 9, 7/30/13 vs. SEA (start)
- 4, 3 times, last 9/11/13 at TB (relief)
- HITS ALLOWED** 10, 8/23/14 vs. SEA (start)
- 9, 8/6/13 at HOU (relief)
- 7, 8/2/13 at HOU (relief)
- RUNS ALLOWED** 7, 8/2/13 vs. SEA (start)
- 6, 8/6/13 at HOU (relief)
- WALKS ALLOWED** 4, 7/30/14 vs. TOR (start)
- 3, 8/29/13 vs. BAL (relief)
- HOME RUNS ALLOWED** 2, 3 times, last 7/2/14 vs. CHC (start)
- 2, 8/6/13 at HOU (relief)
- EJECTIONS (1)** 5/30/14 vs. TB (HP, Dan Bellino)
- SCORELESS INNINGS STREAK** 14.1, 7/24-8/20/17

35 STEVEN WRIGHT

RHP



Bats: Right • **Throws:** Right • **Height:** 6-2 • **Weight:** 216
Opening Day Age: 33 • **MLB Service:** 3 years, 89 days
Born: 8/30/1984 in Torrance, CA
Resides: Franklin, CA
Acquired: From Cleveland in exchange for 1B/OF Lars Anderson on 7/31/2012
Contract Status: Signed through 2018

Career Highlights

🔥 Enters his 12th professional season, his 6th full season in the Red Sox organization.

🔥 Converted to a knuckleball pitcher to begin the 2011 season, after spending his first 4 years in the minors as a traditional pitcher.

🔥 Made his ML debut in 2013 with BOS.

🔥 Spent the first 5-and-a-half years of his pro career in the Indians system after being selected by CLE in the 2nd round of the 2006 June Draft.

🔥 Was a 2016 AL All-Star, selected by the Player Ballot.

🔥 Threw 4 complete games in 2016.

🔥 Is 17-14 with a 3.99 ERA (106 ER/239.0 IP) in 40 ML starts and 4-0 with a 3.88 ERA (21 ER/48.2 IP) in 15 ML relief appearances...Last pitched in relief in 2015.

🔥 Is the only Red Sox to throw a shutout at an NL ballpark since Interleague play began in 1997 (8/5/16 at LAD).

🔥 Allowed 2 or fewer runs and 6 or fewer hits in 9 consecutive starts from 7/30/15-5/8/16, the longest such stretch by a Red Sox pitcher since at least 1913.

🔥 Awarded the 2016 Tommy McCarthy Memorial Good Guy Award by the Boston chapter of the BBWAA.

🔥 Was the 2013 recipient of the Lou Gorman Award, which is given to a BOS minor league player that has demonstrated dedication and perseverance in overcoming obstacles while working his way to the majors.

2017: Limited to 5 starts before undergoing season-ending surgery on his left knee in May.

🔥 Placed on the 10-day disabled list on 5/2 (retro to 4/30) with a left knee sprain.

🔥 Underwent a successful cartilage restoration procedure on his left knee on 5/8...The surgery was performed by Dr. Riley Williams III at the Hospital for Special Surgery in New York, NY.

🔥 Transferred to the 60-day DL on 5/18.

2016: Made his 1st All-Star team in his 1st season as a full-time starting pitcher...Earned the Tommy McCarthy Good Guy Award from the Boston chapter of the BBWAA.

🔥 Set career highs with 24 appearances (all starts), 13 wins, 156.2 IP, 127 SO, and 15 quality starts.

🔥 Ranked among AL leaders in ERA (10th, 3.33), opponent AVG (9th, .235), opponent SLG (2nd, .342), complete games (2nd, 4), and winning % (8th, .684).

🔥 Surrendered 0.69 HR/9.0 IP (12 HR), the majors' 4th-lowest ratio (min. 150.0 IP).

🔥 Was 1 of 4 pitchers with 4+ complete games, joining Chris Sale (6), Johnny Cueto (5), and Madison Bumgarner (4)...Was the 1st Sox pitcher with 4 CG in a season since Josh Beckett in 2009 (4) and the 1st with 4 on the road since Pedro Martinez in 2000 (5).

🔥 Also threw 9.0 innings in the Sox' 3-1, 10-inning loss vs. CWS on 6/20.

🔥 Was 5-2 with a 2.72 ERA and a .202 opponent AVG vs. the AL East (8 GS).

🔥 Ranked among AL leaders by limiting lefties to a .209 AVG (13th), a .321 SLG (7th), and a .608 OPS (13th).

🔥 Won all 3 Interleague starts, posting a 1.17 ERA (3 ER/23.0 IP) and a .157/.222/.181 opponent batting line.

🔥 Led the AL and ranked 3rd in the majors with a 2.09 ERA on the road (min. 10 GS)...Finished 5th in the majors (2nd in AL) with a .200 opponent AVG in road games...His .284 opponent SLG and .556 opponent OPS on the road were the lowest in the AL.

🔥 Did not allow more than 3 ER in any of his 11 road starts...Became just the 3rd Red Sox starter since 1913 to make as many as 10 road starts in a season without allowing more than 3 ER in any of them (Ernie Shore, 15 in 1915; Pedro Martinez, 10 in 2001).

🔥 Was the 5th Red Sox since 1913 to record a quality start in each of his first 7 road outings of a season, the 1st since Pedro Martinez in 2000 (8) and 2001 (7).

🔥 Did not allow more than 2 runs in any of his first 6 starts after allowing 2 or fewer in each of his last 3 starts of 2015...Became the 1st Sox pitcher with as many as 9 such starts in a row since Pedro Martinez from 1999-2000 (10) and just the 5th since 1913 with a streak that long.

🔥 Finished April with a 1.37 ERA (4 ER/26.1 IP).

🔥 Threw his 1st career complete game on 5/8 at NYY (1 R, 3 H)...Was the 1st Sox pitcher with a 9.0-inning complete game vs. NYY since Jon Lester on 7/3/08.

🔥 Pitched 6.0+ innings and allowed 2 or fewer runs in each of his first 6 starts...The only other Red Sox in the last 70 years to begin a season with 6 such starts are Roger Clemens (1991, '93) and Clay Buchholz (2013).

🔥 Threw his 2nd and 3rd complete games on 5/18 at KC and 5/30 at BAL...Became the 1st Sox pitcher to throw 3 straight complete games on the road since Roger Clemens in 1991-92.

🔥 Won a career-high 5 straight starts from 5/25-6/15, posting a 1.77 ERA (7 ER/35.2 IP) in that span...Went 22.1 innings without allowing an ER from the 6th inning on 5/30 at BAL to the 7th on 6/15 vs. BAL.

Steven Wright

Steven Wright, Continued

👉 Allowed 1 UER in 9.0 IP on 6/20 vs. CWS, a 3-1 loss in 10 innings...Surrendered 0 ER for the 3rd time in 4 starts, posting a 0.94 ERA (3 ER/28.2 IP) in those games...Lowered his AL-leading ERA to 2.01 (22 ER/98.1 IP).

👉 Finished June with a 3-1 record and a 1.62 ERA (6 ER/33.1 IP) for the month, the 5th-lowest mark in MLB.

👉 Represented the Sox' pitching staff at the 87th MLB All-Star Game at Petco Park on 7/12, but did not pitch.

👉 At the break, led AL pitchers with a 2.68 ERA, a .322 opponent SLG, and a 0.55 HR/9.0 IP ratio...Was tied for the AL lead with 3 CG and ranked 4th in opponent AVG (.225).

👉 Earned the win in each of his first 4 starts in July, his most wins in any calendar month of his career.

👉 Retired his first 14 batters faced on 7/15 at NYY and his first 13 faced on 7/21 vs. MIN.

👉 Threw his 1st career shutout on 8/5 at LAD (3 H, 9 SO).

👉 Pinch ran for David Ortiz in the 6th inning on 8/7 at LAD, his 1st career pinch-running appearance.

👉 Placed on the 15-day DL with a right shoulder strain on 8/15 (retro to 8/8)...Made 2 more starts after returning from the DL: 8/26 vs. KC (L, 6.0 IP, 5 ER) and 8/31 vs. TB (ND, 4.0 IP, 4 ER).

2015: Made his 1st career Opening Day roster...Went 5-4 with a 4.09 ERA (33 ER/72.2 IP) in 16 appearances (9 GS) over 6 ML stints...Season was cut short due to a concussion suffered in August.

👉 Held opponents to a .239 AVG (67-for-280), 2nd-lowest by a Red Sox rookie since 1994 (Justin Masterson, .216 in 2009)...His .307 opponent OBP was the best by a Sox rookie since Luis Aponte in 1982 (.299).

👉 Went 3-4 with a 3.96 ERA (23 ER/52.1 IP) in 9 GS and 2-0 with a 4.43 ERA (10 ER/20.1 IP) in 7 relief outings.

👉 Became the 1st rookie to defeat NYY as both a starter and reliever in the same season since Jason Dickson of the 1997 Angels...No Red Sox rookie had done it since Dave Sisler in 1956 (source: Elias).

👉 Earned the win in relief in his season debut on 4/10 at NYY...Pitched the last 5.0 frames of BOS' 19-inning victory.

👉 Recorded his 1st career win as a starter on 5/23 vs. LAA (6.1 IP, 2 ER).

👉 On 8/5, became the 1st rookie to win at NYY with at least 8.0 IP and 9 SO since TEX's Ed Correa on 5/2/86... Was the 1st Red Sox with at least 9 SO and 8.0 IP in a game in the Bronx since Tim Wakefield on 9/11/05.

👉 Suffered a concussion during batting practice prior to the game on 8/11 at MIA...Placed on the 7-day concussion DL on 8/15 (retro to 8/14) and missed the rest of the season...Transferred to the 15-day DL on 8/28.

👉 Also made 8 starts at Triple-A Pawtucket.

2014: Appeared in 21 games between BOS and Triple-A Pawtucket after beginning the year on the DL recovering from sports hernia surgery (performed on 2/10).

👉 Placed on the 15-day DL on 3/27 (retro to 3/21)... Transferred to the 60-day DL on 4/7.

👉 Made 2 rehab starts between Double-A Portland and Pawtucket before being activated from the DL and optioned to the PawSox on 6/4.

👉 Named International League Pitcher of the Week for 7/7-13...Allowed 2 hits over 8.0 scoreless IP and earned the win in his only outing in that span, 7/9 at Columbus.

WRIGHT'S 2016 STATS, PRE-ALL-STAR BREAK

| Stat | AL Rank |
|-------------------|---------|
| 2.68 ERA | 1st |
| .322 opponent SLG | 1st |
| 0.55 HR/9.0 IP | 1st |
| 3 CG | T-1st |

**Among qualifying pitchers*

👉 Appeared in 6 games (1 start) over his 3 ML stints.

👉 Made his Red Sox season debut on 8/17 vs. HOU, allowing 1 run on 4 hits over 4.0 IP to finish the game.

👉 Threw 5.0 scoreless innings on 9/7 vs. TOR and 3.0 scoreless frames on 9/13 at KC.

2013: Made his ML debut and appeared in 4 games (1 start) over 3 stints with BOS.

👉 Received the Lou Gorman Award, given annually to a BOS minor league player that has demonstrated dedication and perseverance in overcoming obstacles while working his way to the major league team.

👉 Made his ML debut in relief on 4/23 vs. OAK (3.2 IP, 5 ER).

👉 Earned his first 2 ML wins in consecutive appearances, 7/11 at SEA (5.2 IP, 0 R) and 8/1 vs. SEA (3.0 IP, 0 R)...Became the 1st Red Sox pitcher to win in back-to-back relief outings with at least 3.0 scoreless IP since Bob Stanley from 5/6-9/82.

👉 Made his 1st and only start of the season for BOS on 8/6 at HOU (ND, 1.0 IP, 3 ER).

👉 Led the International League in shutouts (3) and was tied for the league lead in complete games (3).

👉 Threw 9.0-inning shutouts on 7/1 vs. Scranton/Wilkes-Barre and 7/28 vs. Lehigh Valley...Also threw a rain-shortened, 5.0-inning shutout on 9/1 at Lehigh Valley.

👉 Made 2 starts in the International League playoffs and went 1-1 with a 0.00 ERA (2 R/0 ER/13.0 IP)...In Game 3 of the IL Semifinals, earned the win vs. Rochester (6.1 IP, 0 R)...Took the loss in Game 2 of the IL's Governors' Cup Finals at Durham (6.2 IP, 2 R, 0 ER).

2012: Pitched for Double-A Portland and Triple-A Pawtucket after being acquired from CLE on 7/31...Named an Eastern League mid-season All-Star.

👉 Held opponents to 0 or 1 ER in 17 of his 25 starts between the 2 organizations...Went 10-7 with a 2.54 ERA (40 ER/141.2 IP) and 119 SO.

👉 Started 20 games for CLE's Double-A Akron club before being acquired by BOS in exchange for 1B/OF Lars Anderson on 7/31...Made 1 start for Portland before an 8/8 promotion to Pawtucket.

👉 Led all Double-A qualifiers in opponent AVG (.208) and finished 2nd in ERA (2.44) over 21 starts.

👉 His 2.44 ERA (32 ER/115.2 IP) while with Akron led Indians minor leaguers.

👉 Named EL Pitcher of the Week for 4/30-5/6, during which he tossed 15.1 innings between back-to-back scoreless starts on 4/30 (6.1 IP) and 5/6 (9.0 IP).

👉 Threw his 1st career complete-game, 9.0-inning shutout at Bowie (BAL), allowing just 5 hits.

👉 Was on the DL with the PawSox from 8/14-23 due to right shoulder tightness.

👉 Allowed 2 runs and fanned 5 in a 7.0-inning win in Game 1 of the Governors' Cup vs. Charlotte on 9/11.

👉 During the off-season, posted a 2.48 ERA (8 ER/29.0 IP) in 5 starts for Escogido of the Dominican Winter League.

2011: Pitched at 4 levels in his 1st season as a knuckleballer and last full season in the CLE organization...Combined to go 4-8 with a 4.58 ERA (68 ER/133.2 IP) in 25 outings (20 starts).

👉 Began the season in extended spring training.

👉 Joined Single-A Lake County on 4/21 and spent most of the season's 1st half with the Captains.

👉 Did not allow an ER in 3 straight starts from 5/12-28, including back-to-back 6.0-IP scoreless outings on 5/12 at Dayton (3 H) and 5/18 vs. Fort Wayne (1 H).

👉 After an outing for Double-A Akron on 6/11, moved to High-A Kinston on 6/16...Closed out the year with 7 starts for Akron...Also made a relief appearance for Triple-A Columbus on 5/22.

2010: Made a career-high 48 appearances between CLE's Double-A Akron and Triple-A Columbus, pitching mostly in relief.

👉 Transferred to Akron on 5/1 and remained with the Aeros for the rest of the season.

2009: Went 10-0 with a 2.48 ERA (24 ER/87.0 IP) and only 1 HR allowed in a season spent mostly in relief for Double-A Akron.

👉 Earned all 10 wins with Akron, including 9 in relief... Tied for the 2nd-most wins without a loss among minor league pitchers.

👉 Paced Eastern League relief qualifiers in fewest unintentional walks per 9.0 IP (1.9), fewest base runners per 9.0 IP (9.4), and fewest HR/9.0 IP (0.1).

👉 Made his Triple-A debut with 2 outings (1 start) for Columbus in late May.

👉 Made 3 playoff appearances as the Aeros won the Eastern League Championship.

2008: Split season between High-A Kinston and Double-A Akron, making 14 starts for each club.

👉 Began the year in Kinston and was named to the Carolina League's mid-season All-Star team.

2007: Registered 114 SO in 114.1 IP between Single-A Lake County and High-A Kinston in his 1st pro season.

👉 Fanned a career-high 10 batters in a 4.0-IP start on 5/22 at Delmarva.

Personal

👉 Full name is Steven Richard Wright.

👉 Signed by Don Lyle (Indians).

👉 Married to Shannon...The couple has a daughter, Ella Grace, and a son, Lucas.

👉 Played baseball at the University of Hawaii for 3 seasons (2004-06)...Selected as Western Athletic Pitcher of the Year after going 11-2 with a 2.30 ERA and 123 SO in 109.2 IP as a junior in 2006.

👉 Graduated from Valley View (CA) High School in 2003.

👉 Selected by the Padres in the 26th round of the 2003 June Draft, but did not sign.

In the Community

👉 Participated in a USO Tour in December 2015, visiting service members and their families in Italy, Djibouti, Afghanistan, Bahrain, and Germany.

👉 During spring training in 2016 and in 2017, provided pitching lessons to fans as part of auction experiences.

👉 Interacted with fans at Red Sox Winter Weekend in January 2015.

👉 Participated in the Red Sox Holiday Caravan in 2014, visiting the Jimmy Fund, The BASE, Boston Children's Hospital, Beth Israel Deaconess Medical Center, Shriners Hospital, MassGeneral Hospital for Children, and Spaulding Rehab.

👉 Also attended Christmas at Fenway and read to children at the Teddy Bear Tea in 2014.

👉 Took part in local community outreach with the 2013 Red Sox Rookie Development Program, including visiting the Jimmy Fund and Boston Children's Hospital... Also visited the hospital to spend time with victims of the Boston Marathon bombings.

Steven Wright, Continued

Steven Wright's Career Record

| YEAR | CLUB | W-L | ERA | G | GS | CG | SHO | SV | IP | H | R | ER | HR | HB | BB | SO | WP | BK |
|----------------------------|-------------|--------------|-------------|------------|------------|----------|----------|----------|--------------|------------|------------|------------|-----------|-----------|------------|------------|-----------|----------|
| 2007 | Lake County | 4-7 | 4.61 | 14 | 14 | 0 | 0 | 0 | 66.1 | 61 | 37 | 34 | 9 | 5 | 15 | 75 | 2 | 2 |
| | Kinston | 3-2 | 7.13 | 13 | 13 | 0 | 0 | 0 | 48.0 | 64 | 47 | 38 | 3 | 3 | 22 | 39 | 2 | 0 |
| 2008 | Kinston | 2-4 | 2.99 | 14 | 14 | 1 | 1 | 0 | 72.1 | 59 | 30 | 24 | 6 | 6 | 17 | 61 | 1 | 0 |
| | Akron | 4-3 | 4.30 | 14 | 14 | 0 | 0 | 0 | 75.1 | 80 | 38 | 36 | 14 | 8 | 17 | 58 | 1 | 0 |
| 2009 | Columbus | 0-0 | 4.76 | 2 | 1 | 0 | 0 | 0 | 5.2 | 5 | 3 | 3 | 0 | 1 | 0 | 4 | 0 | 0 |
| | Akron | 10-0 | 2.32 | 36 | 5 | 0 | 0 | 2 | 81.1 | 72 | 24 | 21 | 1 | 2 | 20 | 64 | 0 | 0 |
| 2010 | Columbus | 0-1 | 7.39 | 9 | 0 | 0 | 0 | 0 | 10.2 | 13 | 9 | 9 | 2 | 0 | 5 | 10 | 0 | 0 |
| | Akron | 2-2 | 4.31 | 39 | 2 | 0 | 0 | 5 | 64.2 | 73 | 33 | 31 | 4 | 3 | 21 | 48 | 2 | 1 |
| 2011 | Lake County | 1-2 | 3.13 | 9 | 9 | 0 | 0 | 0 | 46.0 | 48 | 30 | 16 | 3 | 3 | 24 | 33 | 5 | 0 |
| | Columbus | 0-0 | 6.75 | 1 | 0 | 0 | 0 | 0 | 2.2 | 5 | 2 | 2 | 0 | 0 | 0 | 2 | 1 | 0 |
| 2012 | Akron | 2-4 | 5.98 | 8 | 7 | 0 | 0 | 0 | 46.2 | 47 | 32 | 31 | 8 | 5 | 28 | 35 | 14 | 0 |
| | Kinston | 1-2 | 4.46 | 7 | 4 | 0 | 0 | 0 | 38.1 | 47 | 28 | 19 | 7 | 1 | 16 | 27 | 7 | 0 |
| 2013 | Akron | 9-6 | 2.49 | 20 | 20 | 1 | 1 | 0 | 115.2 | 86 | 44 | 32 | 8 | 5 | 62 | 101 | 9 | 0 |
| | Portland | 1-0 | 1.50 | 1 | 1 | 0 | 0 | 0 | 6.0 | 5 | 1 | 1 | 0 | 1 | 2 | 2 | 0 | 0 |
| 2014 | Pawtucket | 0-1 | 3.15 | 4 | 4 | 0 | 0 | 0 | 20.0 | 19 | 10 | 7 | 1 | 2 | 5 | 16 | 1 | 0 |
| | BOSTON | 2-0 | 5.40 | 4 | 1 | 0 | 0 | 0 | 13.1 | 12 | 8 | 8 | 0 | 1 | 9 | 10 | 2 | 0 |
| 2015 | Pawtucket | 8-7 | 3.46 | 24 | 24 | 3 | 3 | 0 | 135.1 | 130 | 64 | 52 | 10 | 4 | 65 | 99 | 14 | 0 |
| | Portland | 1-0 | 3.60 | 1 | 1 | 0 | 0 | 0 | 5.0 | 5 | 3 | 2 | 1 | 0 | 1 | 4 | 0 | 0 |
| 2016 | Pawtucket | 5-5 | 3.41 | 15 | 15 | 1 | 0 | 0 | 95.0 | 86 | 43 | 36 | 9 | 1 | 22 | 68 | 5 | 0 |
| | BOSTON | 0-1 | 2.57 | 6 | 1 | 0 | 0 | 0 | 21.0 | 21 | 8 | 6 | 2 | 0 | 4 | 22 | 1 | 0 |
| 2017 | BOSTON | 5-4 | 4.09 | 16 | 9 | 0 | 0 | 0 | 72.2 | 67 | 38 | 33 | 12 | 1 | 27 | 52 | 0 | 2 |
| | Pawtucket | 2-5 | 3.81 | 8 | 8 | 1 | 0 | 0 | 52.0 | 55 | 31 | 22 | 2 | 2 | 15 | 42 | 5 | 0 |
| 2016 | BOSTON | 13-6 | 3.33 | 24 | 24 | 4 | 1 | 0 | 156.2 | 138 | 74 | 58 | 12 | 8 | 57 | 127 | 10 | 0 |
| 2017 | BOSTON | 1-3 | 8.25 | 5 | 5 | 0 | 0 | 0 | 24.0 | 40 | 24 | 22 | 9 | 2 | 5 | 13 | 1 | 0 |
| Major League Totals | | 21-14 | 3.97 | 55 | 40 | 4 | 1 | 0 | 287.2 | 278 | 152 | 127 | 35 | 12 | 102 | 224 | 16 | 0 |
| Minor League Totals | | 55-51 | 3.79 | 239 | 156 | 7 | 5 | 7 | 987.0 | 960 | 509 | 416 | 88 | 52 | 357 | 788 | 69 | 3 |

- 2003 Selected by the San Diego Padres in the 26th round of the June Draft (did not sign)
- 2006 Signed by the Cleveland Indians as a 2nd-round selection in the June Draft
- 2012 Acquired by the Boston Red Sox in exchange for 1B/OF Lars Anderson, 7/31
- 2014 On disabled list recovering from sports hernia surgery, 3/21-6/3
- 2015 On disabled list with a concussion, 8/14 through remainder of season
- 2016 On disabled list with a right shoulder strain, 8/8-25
- 2017 On disabled list with a left knee sprain, 5/2 through remainder of season

All-Star Game Record

| YEAR | CLUB | W-L | ERA | G | GS | CG | SHO | SV | IP | H | R | ER | HR | HB | BB | SO | WP | BK |
|------|----------|-----|-----|---|----|----|-----|----|----|---|---|----|----|----|----|----|----|----|
| 2016 | AL at SD | | | | | | | | | | | | | | | | | |

Selected--Did Not Pitch

Career Fielding Record

| YEAR | CLUB | POS | PCT. | G | GS | PO | A | E | TC | DP |
|----------------------|--------|----------|-------------|-----------|-----------|-----------|-----------|----------|-----------|----------|
| 2013 | BOSTON | P | 1.000 | 4 | 1 | 0 | 1 | 0 | 1 | 0 |
| 2014 | BOSTON | P | 1.000 | 6 | 1 | 2 | 4 | 0 | 6 | 1 |
| 2015 | BOSTON | P | .941 | 16 | 9 | 4 | 12 | 1 | 17 | 1 |
| 2016 | BOSTON | P | .923 | 24 | 24 | 8 | 28 | 3 | 39 | 5 |
| 2017 | BOSTON | P | .667 | 5 | 5 | 2 | 0 | 1 | 3 | 0 |
| Career Totals | | P | .924 | 55 | 40 | 16 | 45 | 5 | 66 | 7 |

Career Batting Totals

| | AVG | G | AB | R | H | 2B | 3B | HR | RBI | SH | SF | HB | BB | SO | SB | CS | E |
|---------------------|------|----|----|---|---|----|----|----|-----|----|----|----|----|----|----|----|---|
| Major League Totals | .000 | 56 | 5 | 0 | 0 | 0 | 0 | 0 | 0 | 1 | 0 | 0 | 0 | 3 | 0 | 0 | 5 |

Career Single-Game Highs

| | |
|---------------------------------|--|
| INNINGS PITCHED | 9.0, 4 times, last 8/5/16 at LAD (start) |
| | 5.2, 2 times, last 5/12/15 at OAK (relief) |
| LOW-HIT COMPLETE GAME | 3, 2 times, last 8/5/16 at LAD |
| STRIKEOUTS | 9, 3 times, last 8/5/16 at LAD (start) |
| | 6, 2 times, last 9/20/14 at BAL (relief) |
| HITS ALLOWED | 10, 7/31/16 at LAA (start) |
| | 6, 3 times, last 5/12/15 at OAK (relief) |
| RUNS ALLOWED | 8, 3 times, last 4/12/17 vs. BAL (start) |
| | 5, 4/23/13 vs. OAK (relief) |
| WALKS ALLOWED | 5, 4 times, last 6/4/16 vs. TOR (start) |
| | 4, 4/23/13 vs. OAK (relief) |
| HOME RUNS ALLOWED | 4, 4/12/17 vs. BAL (start) |
| | 1, 5 times, last 6/14/15 vs. TOR (relief) |
| WINNING STREAK | 5, 2 times, last 7/1-8/5/16 |
| EJECTIONS | None |
| SCORELESS INNINGS STREAK | 12.0, 7/30-8/5/15 |



BASEBALL... IT'S IN OUR DNA

LIVE LOOK-INS AND ANALYSIS ON MLB TONIGHT™
PLUS 5 LIVE GAMES EACH WEEK



OUR NATIONAL PASTIME
ALL THE TIME®



GO TO FINDMLBNETWORK.COM FOR CHANNEL LINEUP.
© 2018 MAJOR LEAGUE BASEBALL PROPERTIES, INC. ALL RIGHTS RESERVED.

2018 Red Sox 40-Man Roster

COACHING STAFF: Manager, Alex Cora (20); Bench Coach, Ron Roenicke (10); Hitting Coach, Tim Hyers (51); Third Base Coach, Carlos Febles (52); Bullpen Coach, Craig Bjornson (53); Assistant Hitting Coach, Andy Barkett (58); Pitching Coach, Dana LeVangie (60); First Base Coach, Tom Goodwin (82); Coach, Ramon Vázquez (84); Assistant Pitching Coach, Brian Barnister (86)

| No. | PITCHERS (22) | B | T | Ht. | Wt. | Born | Birthplace | 2017 Club | W-L | ERA | G | GS | CG | SV | IP | H | R | ER | BB | SO | |
|-----|--------------------|---|---|------|-----|----------|------------------|-----------------|-------|-------|----|----|----|----|-------|------|-----|-----|----|---------------|----|
| 32 | Bames, Matt | R | R | 6-4 | 213 | 6/17/90 | Danbury, CT | BOSTON | 7-3 | 3.88 | 70 | 0 | 0 | 0 | 1 | 69.2 | 57 | 31 | 30 | 28 | 83 |
| | | | | | | | | Portland (AA) | 0-0 | 0.00 | 1 | 1 | 0 | 0 | 0 | 1.0 | 1 | 0 | 0 | 1 | 1 |
| 78 | Beeks, Jalen | L | L | 5-11 | 204 | 7/10/93 | Fayetteville, AR | Portland (AA) | 5-1 | 2.19 | 9 | 9 | 1 | 0 | 49.1 | 35 | 12 | 12 | 22 | 58 | |
| | | | | | | | | Pawtucket (AAA) | 6-7 | 3.86 | 17 | 17 | 0 | 0 | 95.2 | 86 | 45 | 41 | 33 | 97 | |
| 79 | Buttrey, Ty | L | R | 6-6 | 246 | 3/31/93 | Matthews, NC | Portland (AA) | 1-4 | 3.72 | 30 | 0 | 0 | 4 | 46.0 | 39 | 22 | 19 | 23 | 56 | |
| | | | | | | | | Pawtucket (AAA) | 1-1 | 7.64 | 10 | 0 | 0 | 0 | 17.2 | 21 | 16 | 15 | 10 | 18 | |
| 29 | Elias, Roenis | L | L | 5-11 | 197 | 8/1/88 | Guantanamo, Cuba | Salem (A) | 0-1 | 15.75 | 1 | 1 | 0 | 0 | 4.0 | 10 | 9 | 7 | 2 | 1 | |
| | | | | | | | | Lowell (A) | 0-0 | 0.00 | 1 | 1 | 0 | 0 | 2.0 | 0 | 0 | 0 | 0 | 2 | |
| | | | | | | | | Portland (AA) | 0-1 | 3.38 | 1 | 1 | 0 | 0 | 2.2 | 2 | 1 | 1 | 1 | 1 | |
| | | | | | | | | Pawtucket (AAA) | 1-4 | 6.62 | 7 | 7 | 0 | 0 | 34.0 | 43 | 25 | 25 | 9 | 25 | |
| 37 | Hembree, Heath | R | R | 6-4 | 223 | 1/13/89 | Spartanburg, SC | BOSTON | 0-0 | 0.00 | 1 | 0 | 0 | 0 | 0.1 | 0 | 0 | 0 | 0 | 1 | |
| | | | | | | | | Portland (AA) | 2-3 | 3.63 | 62 | 0 | 0 | 0 | 62.0 | 72 | 29 | 25 | 18 | 70 | |
| 66 | Jerez, Williams | L | L | 6-4 | 209 | 5/16/92 | Santiago, DR | Portland (AA) | 2-0 | 3.16 | 29 | 0 | 0 | 4 | 51.1 | 50 | 21 | 18 | 17 | 47 | |
| | | | | | | | | Pawtucket (AAA) | 0-2 | 3.75 | 9 | 0 | 0 | 0 | 12.0 | 9 | 7 | 5 | 6 | 10 | |
| 61 | Johnson, Brian | L | L | 6-3 | 249 | 12/7/90 | Lakeland, FL | Portland (AAA) | 3-4 | 3.09 | 17 | 17 | 0 | 0 | 90.1 | 82 | 32 | 31 | 28 | 70 | |
| | | | | | | | | BOSTON | 2-0 | 4.33 | 5 | 5 | 1 | 0 | 27.0 | 32 | 13 | 13 | 8 | 21 | |
| | | | | | | | | Lowell (A) | 0-0 | 3.38 | 1 | 1 | 0 | 0 | 2.2 | 2 | 1 | 2 | 4 | 4 | |
| 56 | Kelly, Joe | R | R | 6-1 | 179 | 6/9/88 | Anaheim, CA | BOSTON | 4-1 | 2.79 | 54 | 0 | 0 | 0 | 58.0 | 42 | 19 | 18 | 27 | 52 | |
| | | | | | | | | Pawtucket (AAA) | 0-0 | 0.00 | 1 | 0 | 0 | 0 | 1.0 | 0 | 0 | 0 | 0 | 1 | |
| 46 | Kimbrel, Craig | R | R | 6-0 | 219 | 5/28/88 | Huntsville, AL | BOSTON | 5-0 | 1.43 | 67 | 0 | 0 | 35 | 69.0 | 33 | 11 | 11 | 14 | 126 | |
| 62 | Maddox, Austin | R | R | 6-3 | 256 | 5/13/91 | Jacksonville, FL | Portland (AA) | 0-1 | 1.35 | 10 | 0 | 0 | 2 | 13.1 | 9 | 2 | 2 | 5 | 8 | |
| | | | | | | | | Pawtucket (AAA) | 2-2 | 3.50 | 27 | 0 | 0 | 6 | 36.0 | 22 | 14 | 14 | 21 | 38 | |
| | | | | | | | | BOSTON | 0-0 | 0.52 | 13 | 0 | 0 | 0 | 17.1 | 13 | 1 | 1 | 2 | 14 | |
| 31 | Pomeranz, Drew | R | L | 6-5 | 228 | 11/22/88 | Collerville, TN | BOSTON | 17-6 | 3.32 | 32 | 32 | 0 | 0 | 173.2 | 166 | 69 | 64 | 69 | 174 | |
| 22 | Porcello, Rick | R | R | 6-5 | 202 | 12/27/88 | Morrisstown, NJ | BOSTON | 11-17 | 4.65 | 33 | 33 | 2 | 0 | 203.1 | 236 | 125 | 105 | 48 | 181 | |
| 24 | Price, David | L | L | 6-5 | 210 | 8/26/85 | Murfreesboro, TN | BOSTON | 6-3 | 3.38 | 16 | 11 | 0 | 0 | 74.2 | 65 | 30 | 28 | 24 | 76 | |
| | | | | | | | | Pawtucket (AAA) | 0-0 | 9.53 | 2 | 2 | 0 | 0 | 5.2 | 12 | 9 | 6 | 2 | 8 | |
| 57 | Rodriguez, Eduardo | L | L | 6-2 | 205 | 4/7/93 | Valencia, VZ | BOSTON | 6-7 | 4.19 | 25 | 24 | 0 | 0 | 137.1 | 126 | 66 | 64 | 50 | 150 | |
| | | | | | | | | Portland (AA) | 0-1 | 15.00 | 1 | 1 | 0 | 0 | 3.0 | 9 | 6 | 5 | 0 | 3 | |
| | | | | | | | | Pawtucket (AAA) | 0-1 | 4.35 | 2 | 2 | 0 | 0 | 10.1 | 10 | 5 | 5 | 5 | 12 | |
| 41 | Sale, Chris | L | L | 6-6 | 181 | 3/30/89 | Lakeland, FL | BOSTON | 17-8 | 2.90 | 32 | 32 | 1 | 0 | 214.1 | 165 | 73 | 69 | 43 | 308 | |
| 63 | Scott, Robby | S | L | 6-2 | 235 | 8/29/89 | Miami, FL | BOSTON | 2-1 | 3.79 | 57 | 0 | 0 | 0 | 35.2 | 22 | 16 | 15 | 13 | 31 | |
| | | | | | | | | Pawtucket (AAA) | 0-0 | 0.00 | 7 | 0 | 0 | 0 | 7.1 | 3 | 0 | 0 | 5 | 5 | |
| 67 | Shepherd, Chandler | R | R | 6-1 | 209 | 8/25/92 | Ashland, KY | Pawtucket (AAA) | 1-5 | 4.07 | 34 | 1 | 0 | 2 | 59.2 | 59 | 31 | 27 | 18 | 68 | |
| 39 | Smith, Carson | R | R | 6-5 | 234 | 10/19/89 | Midland, TX | Portland (AA) | 0-1 | 54.00 | 1 | 1 | 0 | 0 | 0.1 | 0 | 2 | 4 | 3 | 0 | |
| | | | | | | | | Pawtucket (AAA) | 1-1 | 4.15 | 10 | 0 | 0 | 0 | 8.2 | 10 | 5 | 4 | 3 | 6 | |
| | | | | | | | | BOSTON | 0-0 | 1.35 | 8 | 0 | 0 | 0 | 6.2 | 7 | 1 | 1 | 2 | 7 | |
| 47 | Thornburg, Tyler | R | R | 5-11 | 191 | 9/29/88 | Houston, TX | BOSTON | | | | | | | | | | | | Did Not Pitch | |
| 76 | Velázquez, Hector | R | R | 6-0 | 224 | 11/26/88 | Sonora, Mexico | Pawtucket (AAA) | 8-4 | 2.21 | 19 | 19 | 0 | 0 | 102.0 | 78 | 27 | 25 | 24 | 79 | |
| | | | | | | | | BOSTON | 3-1 | 2.92 | 8 | 3 | 0 | 0 | 24.2 | 21 | 8 | 8 | 7 | 19 | |
| 44 | Workman, Brandon | R | R | 6-5 | 250 | 8/13/88 | Arlington, TX | Pawtucket (AAA) | 4-1 | 1.55 | 18 | 0 | 0 | 2 | 29.0 | 16 | 6 | 5 | 13 | 35 | |
| | | | | | | | | BOSTON | 1-1 | 3.18 | 33 | 0 | 0 | 0 | 39.2 | 37 | 17 | 14 | 11 | 37 | |

2018 Red Sox 40-Man Roster, Continued

| | | | | | | | | | | | | | | | | | | | | |
|------------|------------------------|----------|----------|------------|------------|-------------|--------------------------|--|------------|----------|-----------|----------|----------|-----------|-----------|-----------|------------|-----------|-----------|-----------|
| 35 | Wright, Steven | R | R | 6-2 | 216 | 8/30/84 | Torrance, CA | BOSTON | 1-3 | 8.25 | 5 | 5 | 0 | 0 | 24.0 | 40 | 24 | 22 | 5 | 13 |
| No. | CATCHERS (3) | B | T | Ht. | Wt. | Born | Birthplace | 2017 Club | AVG | G | AB | R | H | 2B | 3B | HR | RBI | BB | SO | SB |
| 3 | Leon, Sandy | S | R | 5-10 | 235 | 3/13/89 | Maracaibo, VZ | BOSTON | .225 | 85 | 271 | 32 | 61 | 14 | 0 | 7 | 39 | 25 | 74 | 0 |
| 23 | Swihart, Blake | S | R | 6-0 | 190 | 4/13/92 | Bedford, TX | Pawtucket (AAA) BOSTON | .190 | 53 | 195 | 22 | 37 | 6 | 1 | 4 | 23 | 13 | 54 | 1 |
| 7 | Vázquez, Christian | R | R | 5-9 | 201 | 8/21/90 | Bayamon, PR | BOSTON | .200 | 6 | 5 | 1 | 1 | 0 | 0 | 0 | 0 | 2 | 3 | 0 |
| No. | INFELDERS (11) | B | T | Ht. | Wt. | Born | Birthplace | 2017 Club | AVG | G | AB | R | H | 2B | 3B | HR | RBI | BB | SO | SB |
| 2 | Bogaerts, Xander | R | R | 6-2 | 215 | 10/1/92 | Oranjestad, Aruba | BOSTON | .273 | 148 | 571 | 94 | 156 | 32 | 6 | 10 | 62 | 56 | 116 | 15 |
| 11 | Devers, Rafael | L | R | 6-0 | 237 | 10/24/96 | Sanchez, DR | Portland (AA) Pawtucket (AAA) BOSTON | .300 | 77 | 287 | 48 | 86 | 19 | 3 | 18 | 56 | 31 | 55 | 0 |
| 40 | Hernandez, Marco | L | R | 6-0 | 195 | 9/6/92 | Santiago, DR | BOSTON | .284 | 58 | 222 | 34 | 63 | 14 | 0 | 10 | 30 | 18 | 57 | 3 |
| 12 | Holt, Brock | L | R | 5-10 | 193 | 6/11/88 | Fort Worth, TX | BOSTON | .200 | 64 | 140 | 20 | 28 | 6 | 0 | 0 | 7 | 19 | 34 | 2 |
| 5 | Lin, Tzu-Wei | L | R | 5-9 | 183 | 2/15/94 | Kaohsiung County, Taiwan | Pawtucket (AAA) Portland (AA) BOSTON | .214 | 20 | 70 | 9 | 15 | 1 | 0 | 3 | 9 | 6 | 14 | 0 |
| 17 | Marrero, Deven | R | R | 6-1 | 194 | 8/25/90 | Miami, FL | BOSTON | .268 | 25 | 56 | 7 | 15 | 0 | 2 | 0 | 2 | 9 | 17 | 1 |
| 18 | Moreland, Mitch | L | L | 6-3 | 248 | 9/6/85 | Amory, MS | BOSTON | .227 | 35 | 141 | 12 | 32 | 5 | 1 | 2 | 9 | 11 | 28 | 2 |
| 36 | Núñez, Eduardo | R | R | 6-0 | 195 | 6/15/87 | Santo Domingo, DR | BOSTON | .240 | 50 | 183 | 17 | 44 | 13 | 0 | 3 | 14 | 6 | 52 | 1 |
| 15 | Pedroia, Dustin | R | R | 5-9 | 171 | 8/17/83 | Woodland, CA | BOSTON | .211 | 71 | 171 | 32 | 36 | 9 | 0 | 4 | 27 | 12 | 61 | 5 |
| 13 | Ramirez, Hanley | R | R | 6-3 | 238 | 12/23/83 | Samana, DR | BOSTON | .246 | 149 | 508 | 73 | 125 | 34 | 0 | 22 | 79 | 57 | 120 | 0 |
| 59 | Travis, Sam | R | R | 6-0 | 214 | 8/27/93 | Chicago, IL | BOSTON | .200 | 2 | 5 | 1 | 1 | 0 | 0 | 0 | 0 | 1 | 2 | 0 |
| | | | | | | | | San Jose (A) | .333 | 1 | 3 | 1 | 1 | 1 | 0 | 0 | 0 | 0 | 1 | 0 |
| | | | | | | | | Richmond (AA) | .308 | 76 | 302 | 37 | 93 | 21 | 0 | 4 | 31 | 12 | 29 | 18 |
| | | | | | | | | SAN FRANCISCO | .321 | 38 | 165 | 23 | 53 | 12 | 0 | 8 | 27 | 6 | 25 | 6 |
| | | | | | | | | BOSTON | .293 | 105 | 406 | 46 | 119 | 19 | 0 | 7 | 62 | 49 | 48 | 4 |
| | | | | | | | | BOSTON | .242 | 133 | 496 | 58 | 120 | 24 | 0 | 23 | 62 | 51 | 116 | 1 |
| | | | | | | | | BOSTON | .270 | 82 | 304 | 40 | 82 | 14 | 0 | 6 | 24 | 37 | 57 | 6 |
| | | | | | | | | Pawtucket (AAA) | .263 | 33 | 76 | 13 | 20 | 6 | 0 | 0 | 1 | 6 | 23 | 1 |
| | | | | | | | | BOSTON | | | | | | | | | | | | |
| No. | OUTFIELDERS (4) | B | T | Ht. | Wt. | Born | Birthplace | 2017 Club | AVG | G | AB | R | H | 2B | 3B | HR | RBI | BB | SO | SB |
| 16 | Benintendi, Andrew | L | L | 5-9 | 187 | 7/6/94 | Cincinnati, OH | BOSTON | .271 | 151 | 573 | 84 | 155 | 26 | 1 | 20 | 90 | 70 | 112 | 20 |
| 50 | Betts, Mookie | R | R | 5-9 | 177 | 10/17/92 | Nashville, TN | BOSTON | .264 | 153 | 628 | 101 | 166 | 46 | 2 | 24 | 102 | 77 | 79 | 26 |
| 19 | Bradley Jr., Jackie | L | R | 5-10 | 198 | 4/19/90 | Richmond, VA | BOSTON | .245 | 133 | 482 | 58 | 118 | 19 | 3 | 17 | 63 | 48 | 124 | 8 |
| 28 | Martinez, J.D. | R | R | 6-3 | 220 | 8/21/87 | Miami, FL | Pawtucket (AAA) ARIZONA DETROIT | .302 | 62 | 232 | 47 | 70 | 13 | 1 | 29 | 65 | 24 | 74 | 2 |
| | | | | | | | | Toliedo (AAA) | .067 | 4 | 15 | 1 | 1 | 0 | 0 | 1 | 2 | 2 | 6 | 0 |
| | | | | | | | | Lakeland (A) | .375 | 2 | 8 | 2 | 3 | 1 | 0 | 1 | 2 | 0 | 1 | 0 |

2018 Red Sox Non-Roster Invitees (16)

| No. | PITCHERS (5) | B | T | Ht. | Wt. | Born | Birthplace | 2017 Club | W-L | ERA | G | GS | CG | SV | IP | H | R | ER | BB | SO |
|-----|-------------------------|---|---|------|-----|----------|----------------------|---------------------------|------|------|-----|----|-----|----|-------|-----|-----|----|----|----|
| 71 | Haley, Justin | R | R | 6-5 | 234 | 6/16/91 | Sacramento, CA | Pawtucket (AAA) | 1-2 | 2.66 | 7 | 7 | 1 | 0 | 44.0 | 35 | 13 | 13 | 7 | 35 |
| | | | | | | | | Rochester (AAA) | 1-0 | 3.63 | 5 | 1 | 0 | 0 | 17.1 | 17 | 8 | 7 | 3 | 11 |
| | | | | | | | | MINNESOTA | 0-0 | 6.00 | 10 | 0 | 0 | 1 | 18.0 | 22 | 12 | 12 | 6 | 14 |
| 72 | Martin, Kyle | R | R | 6-7 | 235 | 1/18/91 | Austin, TX | Pawtucket (AAA) | 0-4 | 4.36 | 33 | 0 | 0 | 1 | 53.2 | 56 | 26 | 26 | 26 | 50 |
| | | | | | | | | BOSTON | 0-0 | 3.86 | 2 | 0 | 0 | 0 | 2.1 | 2 | 1 | 1 | 2 | 1 |
| 81 | Poyner, Bobby | L | L | 6-0 | 222 | 12/1/92 | West Palm Beach, FL | Salem (A) | 2-0 | 2.45 | 16 | 0 | 0 | 6 | 22.0 | 20 | 7 | 6 | 6 | 32 |
| | | | | | | | | Portland (AA) | 0-1 | 0.94 | 27 | 0 | 0 | 9 | 38.1 | 19 | 7 | 4 | 11 | 52 |
| 43 | Rodriguez Jr., Fernando | R | R | 6-3 | 223 | 6/18/84 | El Paso, TX | Iowa (AAA) | 1-0 | 3.09 | 9 | 0 | 0 | 1 | 11.2 | 9 | 5 | 4 | 1 | 13 |
| 73 | Walden, Marcus | R | R | 5-10 | 206 | 9/13/88 | Fresno, CA | Pawtucket (AAA) | 10-6 | 3.92 | 29 | 15 | 1 | 0 | 105.2 | 102 | 52 | 46 | 36 | 86 |
| No. | CATCHERS (3) | B | T | Ht. | Wt. | Born | Birthplace | 2017 Club | AVG | G | AB | R | H | 2B | 3B | HR | RBI | BB | SO | SB |
| 70 | Butler, Dan | R | R | 5-9 | 206 | 10/17/86 | Phoenix, AZ | Pawtucket (AAA) | .259 | 73 | 232 | 26 | 60 | 15 | 0 | 4 | 34 | 27 | 48 | 0 |
| 77 | Hernández, Oscar | R | R | 6-1 | 228 | 7/9/93 | Punto de Fijo, VZ | Jackson (AA) | .197 | 67 | 233 | 23 | 46 | 11 | 0 | 8 | 21 | 17 | 58 | 0 |
| 89 | Rei, Austin | R | R | 6-0 | 202 | 10/27/93 | Berkeley, CA | Salem (A) | .223 | 95 | 319 | 41 | 71 | 30 | 0 | 3 | 38 | 39 | 96 | 3 |
| No. | INFELDERS (4) | B | T | Ht. | Wt. | Born | Birthplace | 2017 Club | AVG | G | AB | R | H | 2B | 3B | HR | RBI | BB | SO | SB |
| 74 | Chavis, Michael | R | R | 5-10 | 216 | 9/11/95 | Marietta, GA | Salem (A) | .318 | 59 | 223 | 50 | 71 | 17 | 2 | 17 | 55 | 19 | 57 | 1 |
| | | | | | | | | Portland (AA) | .250 | 67 | 248 | 39 | 62 | 18 | 0 | 14 | 39 | 20 | 56 | 1 |
| 55 | De Jesús Jr., Iván | R | R | 5-11 | 194 | 5/1/87 | Guaynabo, PR | Colorado Springs (AAA) | .345 | 112 | 412 | 67 | 142 | 30 | 4 | 7 | 65 | 33 | 75 | 3 |
| 80 | De La Guerra, Chad | L | R | 5-11 | 195 | 11/24/92 | Santa Maria, CA | Salem (A) | .294 | 58 | 218 | 47 | 64 | 16 | 3 | 5 | 36 | 25 | 40 | 5 |
| | | | | | | | | Portland (AA) | .270 | 52 | 196 | 34 | 53 | 15 | 0 | 4 | 23 | 23 | 48 | 2 |
| 65 | Quiroz, Esteban | L | R | 5-7 | 196 | 2/17/92 | Ciudad Obregon, MX | Yucaatan (Mexican League) | .293 | 89 | 287 | 64 | 84 | 23 | 0 | 11 | 8 | 64 | 41 | 8 |
| No. | OUTFIELDERS (4) | B | T | Ht. | Wt. | Born | Birthplace | 2017 Club | AVG | G | AB | R | H | 2B | 3B | HR | RBI | BB | SO | SB |
| 75 | Barfield, Jeremy | R | L | 6-5 | 235 | 7/12/88 | Houston, TX | Portland (AA) | .288 | 92 | 344 | 62 | 99 | 21 | 0 | 27 | 75 | 30 | 89 | 1 |
| | | | | | | | | Pawtucket (AAA) | .455 | 3 | 11 | 3 | 5 | 0 | 0 | 1 | 4 | 1 | 0 | 0 |
| 68 | Salsky, Steve | R | R | 6-0 | 210 | 7/20/89 | Manhattan Beach, CA | BOSTON | .111 | 8 | 9 | 0 | 1 | 1 | 0 | 0 | 0 | 0 | 5 | 0 |
| | | | | | | | | Pawtucket (AAA) | .215 | 79 | 297 | 30 | 64 | 10 | 0 | 11 | 39 | 18 | 97 | 1 |
| 38 | Castillo, Rusney | R | R | 5-9 | 204 | 7/9/87 | Ciego de Avila, Cuba | Pawtucket (AAA) | .314 | 87 | 347 | 52 | 109 | 22 | 0 | 15 | 43 | 11 | 51 | 14 |
| 83 | Tavárez, Aneury | L | R | 5-9 | 198 | 4/14/92 | Barrio Obiero, DR | Lowell (A) | .179 | 7 | 28 | 2 | 2 | 1 | 1 | 0 | 3 | 2 | 6 | 1 |
| | | | | | | | | Portland (AA) | .377 | 18 | 61 | 13 | 23 | 3 | 0 | 1 | 6 | 12 | 6 | 6 |
| | | | | | | | | Pawtucket (AAA) | .244 | 33 | 135 | 11 | 33 | 3 | 3 | 4 | 13 | 7 | 29 | 2 |

2018 Red Sox Roster

Major League Roster (40), Non-Roster Invitees (16) as of February 26, 2018

Numerical

2-Xander Bogaerts, SS
3-Sandy Leon, C
5-Tzu-Wei Lin, INF
7-Christian Vázquez, C
10-Ron Roenicke, Bench Coach
17-Deven Marrero, INF
11-Rafael Devers, 3B
12-Brock Holt, OF/INF
13-Hanley Ramirez, 1B
15-Dustin Pedroia, 2B
16-Andrew Benintendi, OF
18-Mitch Moreland, 1B
19-Jackie Bradley Jr., OF
20-Alex Cora, Manager
22-Rick Porcello, RHP
23-Blake Swihart, C/UTL
24-David Price, LHP
28-J.D. Martinez, OF/DH
29-Roenis Elias, LHP
31-Drew Pomeranz, LHP
32-Matt Barnes, RHP
35-Steven Wright, RHP
36-Eduardo Núñez, INF
37-Heath Hembree, RHP
38-Rusney Castillo, OF*
39-Carson Smith, RHP
40-Marco Hernandez, INF
41-Chris Sale, LHP
43-Fernando Rodriguez Jr., RHP*
44-Brandon Workman, RHP
46-Craig Kimbrel, RHP
47-Tyler Thornburg, RHP
50-Mookie Betts, OF
51-Tim Hyers, Hitting Coach
52-Carlos Febles, Third Base Coach
53-Craig Bjornson, Bullpen Coach
55-Iván De Jesús Jr., INF*
56-Joe Kelly, RHP
57-Eduardo Rodríguez, LHP
58-Andy Barkett, Asst. Hitting Coach
59-Sam Travis, 1B
60-Dana LeVangie, Pitching Coach
61-Brian Johnson, LHP
62-Austin Maddox, RHP
63-Robby Scott, LHP
65-Esteban Quiroz, INF*
66-Williams Jerez, LHP
67-Chandler Shepherd, RHP
68-Steve Selsky, OF*
70-Dan Butler, C*
71-Justin Haley, RHP*
72-Kyle Martin, RHP*
73-Marcus Walden, RHP*
74-Michael Chavis, INF*
75-Jeremy Barfield, OF*
76-Hector Velázquez, RHP
77-Oscar Hernández, C*
78-Jalen Beeks, LHP
79-Ty Buttrey, RHP
80-Chad De La Guerra, INF*
81-Bobby Poyner, LHP*
82-Tom Goodwin, First Base Coach
83-Aneury Tavárez, OF*
84-Ramon Vázquez, Coach
86-Brian Bannister, Asst. Pitching Coach
89-Austin Rei, C*

Alphabetical

86-Brian Bannister, Asst. Pitching Coach
75-Jeremy Barfield, OF*
58-Andy Barkett, Asst. Hitting Coach
32-Matt Barnes, RHP
78-Jalen Beeks, LHP
16-Andrew Benintendi, OF
50-Mookie Betts, OF
53-Craig Bjornson, Bullpen Coach
2-Xander Bogaerts, SS
19-Jackie Bradley Jr., OF
70-Dan Butler, C*
79-Ty Buttrey, RHP
38-Rusney Castillo, OF*
74-Michael Chavis, INF*
20-Alex Cora, Manager
55-Iván De Jesús Jr., INF*
80-Chad De La Guerra, INF*
11-Rafael Devers, 3B
29-Roenis Elias, LHP
52-Carlos Febles, Third Base Coach
82-Tom Goodwin, First Base Coach
71-Justin Haley, RHP*
37-Heath Hembree, RHP
40-Marco Hernandez, INF
77-Oscar Hernández, C*
12-Brock Holt, OF/INF
51-Tim Hyers, Hitting Coach
66-Williams Jerez, LHP
61-Brian Johnson, LHP
56-Joe Kelly, RHP
46-Craig Kimbrel, RHP
3-Sandy Leon, C
60-Dana LeVangie, Pitching Coach
5-Tzu-Wei Lin, INF
62-Austin Maddox, RHP
17-Deven Marrero, INF
72-Kyle Martin, RHP*
28-J.D. Martinez, OF/DH
18-Mitch Moreland, 1B
36-Eduardo Núñez, INF
15-Dustin Pedroia, 2B
31-Drew Pomeranz, LHP
22-Rick Porcello, RHP
81-Bobby Poyner, LHP*
24-David Price, LHP
65-Esteban Quiroz, INF*
13-Hanley Ramirez, 1B
89-Austin Rei, C*
57-Eduardo Rodríguez, LHP
43-Fernando Rodríguez Jr., RHP*
41-Chris Sale, LHP
63-Robby Scott, LHP
68-Steve Selsky, OF*
67-Chandler Shepherd, RHP
39-Carson Smith, RHP
47-Tyler Thornburg, RHP
59-Sam Travis, 1B
7-Christian Vázquez, C
84-Ramon Vázquez, Coach
76-Hector Velázquez, RHP
73-Marcus Walden, RHP*
44-Brandon Workman, RHP
35-Steven Wright, RHP

By Position

Coaching Staff

20-Alex Cora, Manager
10-Ron Roenicke, Bench Coach
51-Tim Hyers, Hitting Coach
52-Carlos Febles, Third Base Coach
53-Craig Bjornson, Bullpen Coach
58-Andy Barkett, Asst. Hitting Coach
60-Dana LeVangie, Pitching Coach
82-Tom Goodwin, First Base Coach
84-Ramon Vázquez, Coach
86-Brian Bannister, Asst. Pitching Coach

Pitchers (22+5 NRI)

22-Rick Porcello, RHP
24-David Price, LHP
29-Roenis Elias, LHP
31-Drew Pomeranz, LHP
32-Matt Barnes, RHP
35-Steven Wright, RHP
37-Heath Hembree, RHP
39-Carson Smith, RHP
41-Chris Sale, LHP
43-Fernando Rodriguez Jr., RHP*
44-Brandon Workman, RHP
46-Craig Kimbrel, RHP
47-Tyler Thornburg, RHP
56-Joe Kelly, RHP
57-Eduardo Rodríguez, LHP
61-Brian Johnson, LHP
62-Austin Maddox, RHP
63-Robby Scott, LHP
66-Williams Jerez, LHP
67-Chandler Shepherd, RHP
71-Justin Haley, RHP*
72-Kyle Martin, RHP*
73-Marcus Walden, RHP*
76-Hector Velázquez, RHP
78-Jalen Beeks, LHP
79-Ty Buttrey, RHP
81-Bobby Poyner, LHP*

Catchers (3+3 NRI)

3-Sandy Leon
7-Christian Vázquez
23-Blake Swihart
70-Dan Butler*
77-Oscar Hernández*
89-Austin Rei*

Infielders (11+4 NRI)

2-Xander Bogaerts
5-Tzu-Wei Lin
11-Rafael Devers
12-Brock Holt
13-Hanley Ramirez
15-Dustin Pedroia
17-Deven Marrero
18-Mitch Moreland
36-Eduardo Núñez
40-Marco Hernandez
55-Iván De Jesús Jr.*
59-Sam Travis
65-Esteban Quiroz*
74-Michael Chavis*
80-Chad De La Guerra*

Outfielders (4+4 NRI)

16-Andrew Benintendi
19-Jackie Bradley Jr.
28-J.D. Martinez
38-Rusney Castillo*
50-Mookie Betts
68-Steve Selsky*
75-Jeremy Barfield*
83-Aneury Tavárez*

* - Non-Roster Invitee

Pronunciation Guide

Andy Barkett (bar-KETT)

Andrew Benintendi (ben-in-TEN-dee)

Craig Bjornson (BYORN-son)

Xander Bogaerts (BOH-gahrts)

Rafael Devers (DEHV-ers)

Roenis (roh-EN-ees) **Elias** (eh-LEE-ahs)

Carlos Febles (FAY-bless)

Williams Jerez (her-EHZ)

Craig Kimbrel (KIM-brehl)

Sandy Leon (lay-OHN)

Dana LeVangie (leh-VAN-jee)

Tzu-Wei (ZOO-way) **Lin**

Deven Marrero (muh-RAIR-oh)

Dustin Pedroia (puh-DROY-uh)

Rick Porcello (poer-SEHL-oh)

Ron Roenicke (RENN-uh-key)

Blake Swihart (SWY-hart)

Christian Vázquez (VAHZ-kehzh)

Ramon Vázquez (VAHZ-kehzh)

Hector Velázquez (vehl-AHZ-kehzh)

Amateur Draft Picks (16): Barnes (2011-1st round), Beeks (2014-12th round), Benintendi (2015-1st round), Betts (2011-5th round), Bradley Jr. (2011-compensation round), Buttrey (2012-4th round), Jerez (2011-2nd round), Johnson (2012-1st round), Maddox (2012-3rd round), Marrero (2012-1st round), Pedroia (2004-2nd round), Shepherd (2014-13th round), Swihart (2011-1st round), Travis (2014-2nd round), Vázquez (2008-9th round), Workman (2010-2nd round).

By Trade (14): Elias (From Mariners, Dec. 2015), Hembree (From Giants, July 2014), Hernandez (From Cubs, Dec. 2014), Holt (From Pirates, Dec. 2012), Kelly (From Cardinals, July 2014), Kimbrel (From Padres, Nov. 2015), Leon (From Nationals, Mar. 2015), Pomeranz (From Padres, July 2016), Porcello (From Tigers, Dec. 2014), Rodriguez (From Orioles, July 2014), Sale (From White Sox, Dec. 2016), Smith (From Mariners, Dec. 2015), Thornburg (From Brewers, Dec. 2016), Wright (From Indians, July 2012).

Free Agents (5): Martinez (Feb. 2018), Moreland (Dec. 2017), Núñez (Feb. 2018), Price (Dec. 2015), Ramirez (Nov. 2014).

International Free Agents (3): Bogaerts (Aug. 2009), Devers (Aug. 2013), Lin (June 2012).

Contracts Purchased (2): Scott (Aug. 2011, North American League), Velázquez (Feb. 2018, Mexican League)

RED SOX PLAYERS LOST IN EXPANSION DRAFTS

1960 – To Los Angeles Angels: Jerry Casale, RHP; Jim Fregosi, INF; Fred Newman, RHP; Ed Sadowski, C; To Washington Senators: Jim Mahoney, INF; Tom Sturdivant, RHP; Haywood Sullivan, C; Willie Tasby, OF

1968 – To Kansas City Royals: Jerry Adair, INF; Joe Foy, INF; Dave Morehead, RHP; To Seattle Pilots: Dick Baney, RHP; Gary Bell, RHP; Darrell Brandon, RHP

1976 – To Seattle Mariners: Steve Burke, RHP; Luis Delgado, OF; Rick Jones, LHP; Dick Pole, RHP; To Toronto Blue Jays: Ernie Whitt, C

1992 – To Colorado Rockies: Jody Reed, INF; Eric Wedge, C

1997 – To Arizona Diamondbacks: Jeff Suppan, RHP; To Tampa Bay Devil Rays: Jim Mecir, RHP

Notes

Notes

2017 IN REVIEW

CHRISTIAN VÁZQUEZ CAPPED OFF THE RED SOX' 12-10 WIN OVER CLEVELAND ON AUGUST 1 WITH A THREE-RUN HOMER, ONE OF 10 WALK-OFF VICTORIES FOR BOSTON IN 2017.



2017 Season Recap & Highlights

Overall

ALL GOOD THINGS...: The Red Sox suffered a 3-games-to-1 loss in the ALDS to the Houston Astros, the eventual World Series champions...It marked the 2nd consecutive season the Sox were eliminated by the eventual AL champion.

WINNING WAYS: The Red Sox finished the regular season at 93-69 (.574), tied with ARI for the 5th-highest winning percentage in MLB.

- 🔴 The Sox have won 90+ games in 11 of their 16 seasons under the current ownership group (Henry-Werner; 2002-pres.), tied with NYY for the most 90-win seasons in that time...In 10 of those seasons, BOS won 93+ games.

MLB'S BEST RECORDS

| Team | Record |
|--------------------|--------------|
| 1. Dodgers | 104-58 |
| 2. Indians | 102-60 |
| 3. Astros | 101-61 |
| 4. Nationals | 97-64 |
| T5. Red Sox | 93-69 |
| T5. Diamondbacks | 93-69 |

HOW THE EAST WAS WON: The Red Sox won consecutive AL East titles for the 1st time since the division was formed in 1969...BOS had not finished in 1st place in back-to-back years since 1915-16.

- 🔴 The Sox clinched the division's best record on 9/30 with a 6-3 win over the Astros...BOS gained sole possession of 1st place in the East with a 12-10, walk-off win over the Indians on 8/1 and never relinquished its lead.
- 🔴 The Sox made their 9th trip to the postseason in the last 15 years (2003-17); it was their 1st time qualifying for the postseason in consecutive years since 2007-09...The Sox clinched their 23rd postseason appearance on 9/20, when a 9-0 win at BAL was coupled with an Angels loss to the Indians.

DAMAGE CONTROL: The Red Sox were 1 of only 4 teams without a losing streak of 5+ games in 2017 (also CLE, MIN, and WSH), marking the 2nd consecutive season in which the Sox never lost 5+ straight games.

- 🔴 The Red Sox were never below .500 at any point in 2017.
- 🔴 The Sox had only 4 losing streaks of 3+ games, tied with WSH for the fewest in the majors...Every other team had at least 6 losing streaks of 3+ games in 2017.

TURNING POINT: The Red Sox fell to 4th place in the AL East with an 8-3 loss at OAK on 5/20, dropping 4.5 games out of 1st at 21-21...From 5/21 through the remainder of the season, BOS went 72-48 (.600).

- 🔴 From the non-waiver trade deadline (7/31) through the end of the regular season, BOS owned the majors' 2nd-highest winning percentage (.643, 36-20)...The Sox went 16-4 from 7/31-8/23, turning a 0.5-game deficit in the AL East into a 4.5-game lead during that stretch.

MLB'S BEST RECORDS, BEGINNING 7/31

| Team | Record |
|-------------------|--------------|
| 1. Indians | 45-14 |
| 2. Red Sox | 36-20 |
| 3. Cubs | 36-22 |

QUALITY COMPETITION: The Red Sox went 27-23 (.540) against teams that finished 2017 with a winning record, marking the 5th-highest winning percentage in the majors.

- 🔴 The Sox went 16-4 vs. NL teams, matching the franchise's single-season record for Interleague wins (16-2 in 2006)...It was tied with the Dodgers (also 16-4) for the highest Interleague winning percentage in the majors.

CLOSE CALLS: The Red Sox went 52-43 (.547) in games decided by 3 runs or fewer, including 19-9 from 8/1 through the end of the season...In 2016, the Sox went 48-49 in such games.

NO NEED TO PANIC: 43 of the Red Sox' 93 wins came in come-from-behind fashion (46%)...They led the majors in wins when trailing after 5 innings (20), when trailing after 6 (16), and when trailing after 7 (11).

- 🔴 The Sox also led MLB with 17 wins when tied or trailing after 8 innings...Each of their 5 wins when trailing after 8 innings came after the All-Star break: 7/14 vs. NYY, 8/13 at NYY, 8/16 vs. STL, 9/5 vs. TOR, and 9/15 at TB.
- 🔴 BOS won 14 games after trailing by 3+ runs, the most by the club since it had 16 such wins in 1959 (source: Elias)...The Sox overcame a deficit of 3+ runs in 5 of their 10 wins from 9/15 through the end of the season (9/15 at TB, 9/18 at BAL, 9/22 at CIN, 9/24 at CIN, 9/27 vs. TOR).

HOME & AWAY: The Red Sox went 48-33 (.593) at Fenway Park, the AL's 3rd-highest home winning percentage.

- 🔴 BOS went 45-36 (.556) on the road, including 19-7 (.731) from 7/26 through the end of the season...Their .731 winning percentage in that time ranked 2nd in the majors.

STARS OF THE NIGHT: BOS earned 3 All-Star Game selections: LHP Chris Sale, RHP Craig Kimbrel, and OF Mookie Betts...Sale (2.0 IP, 0 R) became the 8th Red Sox pitcher to start the Midsummer Classic, Betts (0-for-2) started in CF and threw out Nolan Arenado at 2B in the 4th inning, and Kimbrel (2 BB, 2 SO) pitched a scoreless 9th inning and became the 5th BOS pitcher to earn a win in an All-Star Game.

RED SOX LOSING STREAKS OF 3+ GAMES IN 2017

| Losing Streak | Following |
|-------------------|---------------------|
| 5/18-20 (3 games) | 6-0 from 5/21-27 |
| 7/22-25 (4 games) | 15-4 from 7/26-8/18 |
| 8/24-27 (4 games) | 4-1 from 8/28-9/1 |
| 9/2-4 (3 games) | 14-3 from 9/5-24 |

2017 Season Recap & Highlights, Continued

Walk-Offs and Extra Innings

A FLAIR FOR THE DRAMATIC: The Red Sox earned 10 walk-off wins, 7 more than they had in 2016 (full list of walk-off wins on pg. 256)...9 of their final 29 wins at Fenway Park came in walk-off fashion (beginning 6/12).

- 🔴 The Sox' 10 walk-off wins ranked T-3rd in the majors and marked their most in a season since 2013 (11).
- 🔴 8 different players recorded at least 1 walk-off RBI for the Red Sox, the club's most since 1995 (also 8).

WORKING OVERTIME: The Red Sox led the majors with 15 extra-inning wins (15-3), matching the single-season franchise record set in 1943 (source: Elias)...BOS played 59 extra innings, the 4th-highest total in franchise history behind only 1943 (73), 1907 (67), and 1910 (61) (source: Elias).

- 🔴 Elias notes that only 1 other team in the last 50 years finished a season with 15+ extra-inning wins and no more than 3 losses (2012 Orioles, 16-2).
- 🔴 The Sox earned 8 extra-inning wins on the road (8-2), matching the franchise record set in 1956 (source: Elias).
- 🔴 4 ML games lasted 6+ hours in 2017; the Red Sox played in 2 of those (6:00 on 9/5 vs. TOR, 6:05 on 9/15 at TB).

SEVENTH HEAVEN: The Red Sox won each of their final 7 extra-inning games (beginning 7/29)...It had been 45 years since BOS won as many as 7 consecutive extra-inning games in a single season (1972, also 7).

FIFTEEN MINUTES OF FAME: The Red Sox played 4 games of 15+ innings, tied for the most in a season in franchise history (also 1951) (source: Elias)...3 of those were played at home, marking the most games of 15+ innings in a single season in Fenway Park's 106-year history (source: Elias)...Elias also notes that the last venue to host as many as 3 games of 15+ innings in a season was MIN's Metrodome in 2004 (3).

ZERO TOLERANCE: The Red Sox earned extra-inning shutout wins on 4/5 vs. PIT (3-0 in 12 inn.) and 9/19 at BAL (1-0 in 11 inn.)...This was the 1st time in 101 years the Sox earned 2 shutout wins of 11+ innings in a single season (last: 1916).

FENWAY FIRST: On 9/5, the Red Sox trailed the Blue Jays, 2-0, before rallying for 2 runs in the 9th inning and breaking the tie on a Hanley Ramirez RBI single in the 19th...It marked the latest walk-off win (by innings) in Red Sox history, as each of the previous 3 home games of 19+ innings ended in a loss...It was also the 2nd-longest game (by innings) in Fenway Park's 106-year history (20 innings on 9/3/81 vs. SEA).

GAME OF THE YEAR: BOS overcame deficits of 5-0, 7-5, and 10-9 in a 12-10, walk-off victory vs. CLE on 8/1...With 2 outs in the 9th inning, Mitch Moreland struck out swinging but reached base on a wild pitch...The next batter, Christian Vázquez, hit a 3-run, walk-off HR...According to Elias, it had been 56 years since any team earned a walk-off win after striking out with 2 outs in the 9th inning or later and trailing at the time (last: WSH def. LAA, 3-2, on 6/1/61).

THE FIRST OF 10: The Red Sox earned a 3-0 walk-off victory over the Pirates on 4/5 when Sandy Leon hit a 3-run, 1-out HR in the 12th inning...It marked the 1st time in 55 years BOS earned a walk-off win within the club's first 2 games of a season (last: 4/11/62 vs. CLE)...It was also the Sox' 1st shutout win of 12+ innings at home since 7/15/71 (def. MIN, 3-0, in 13 inn.).

CATCHING ON: Catchers Sandy Leon and Christian Vázquez each hit a walk-off HR in 2017...According to Elias, there has been only 1 other season in the Red Sox' 117-year history in which 2 Red Sox catchers each hit a game-ending homer (1995, Mike Macfarlane and Bill Haselman).

TWICE AS NICE: Prior to 2017, the Red Sox had not won back-to-back regular-season games in the 11th inning or later since 1975; in 2017, they accomplished that feat twice (6/12-13 vs. PHI and 9/18-19 at BAL)...The last times the Sox won consecutive games in the 11th inning or later were the 2004 ALCS (Games 4-5 vs. NYY) and in April 1975 (4/11-12 at BAL).

ROYAL TREATMENT: The Red Sox defeated the Royals on 7/29, 9-8, in 10 innings...Sandy Leon scored the winning run when Eduardo Núñez grounded out to SS...It marked the 1st time the Sox earned a walk-off win with an RBI groundout on a play to 1B since 8/8/1937 vs. CWS-G1 (Jimmie Foxx scored on a Ben Chapman groundout to 2B).

WILD FINISH: The Red Sox defeated the Orioles, 1-0, in 11 innings on 9/19 when Jackie Bradley Jr. scored the winning run on a wild pitch in the 11th...According to Elias, it had been 101 years since the Sox won a 1-0 game with the lone run scoring on a wild pitch (6/23/1916 vs. PHI, Dick Hoblitzel scored in the 7th inning)...It was also only the 4th time in the last 100 years the Sox earned a 1-0, extra-inning win on the road (also 7/17/2011 at TB, 10/3/1999 at BAL, 6/6/1918 at CLE).

EXTRA-INNING GAMES

| Game | Inn. | Result |
|--------------|------|---------|
| 4/5 vs. PIT | 12 | W, 3-0 |
| 4/20 at TOR | 10 | W, 4-1 |
| 5/17 at STL | 13 | W, 5-4 |
| 5/19 at OAK | 10 | L, 2-3 |
| 6/12 vs. PHI | 11 | W, 6-5 |
| 6/13 vs. PHI | 12 | W, 4-3 |
| 6/30 at TOR | 11 | W, 7-4 |
| 7/3 at TEX | 11 | W, 7-5 |
| 7/15 vs. NYY | 16 | L, 1-4 |
| 7/18 vs. TOR | 15 | W, 5-4 |
| 7/25 at SEA | 13 | L, 5-6 |
| 7/29 vs. KC | 10 | W, 9-8 |
| 8/4 vs. CWS | 11 | W, 3-2 |
| 8/13 at NYY | 10 | W, 3-2 |
| 9/5 vs. TOR | 19 | W, 3-2 |
| 9/15 at TB | 15 | W, 13-6 |
| 9/18 at BAL | 11 | W, 10-8 |
| 9/19 at BAL | 11 | W, 1-0 |

2017 Season Recap & Highlights, Continued

Pitching

PITCHING IN: The Red Sox ranked 2nd in the AL and 4th in the majors with a 3.70 ERA, the club's lowest mark in 25 years (3.59 in 1992)...From 6/26 through the end of the season, the Sox' 3.50 ERA ranked 3rd in the majors.

- 🔴 The Sox led the majors with a franchise-record 1,482.1 IP, 17.1 more than any other club and 33.2 more than any other postseason team...BOS pitchers also ranked among AL leaders in strikeouts (3rd, 1,580), opponent OPS (4th, .712), WHIP (3rd, 1.25), SO/BB ratio (2nd, 3.40), and HR/9.0 IP ratio (2nd, 1.18).

WHAT A RELIEF: Red Sox relief pitchers posted a 3.15 ERA, 2nd-lowest in MLB and the club's lowest since 2007 (3.10).

- 🔴 From 9/5 through the end of the season, Sox relievers posted a 2.35 ERA (28 ER/107.1 IP).
- 🔴 Red Sox relief pitchers had 4 separate scoreless streaks of 15.0+ innings: 26.0 from 6/11-17, 19.0 from 8/3-11, 15.0 from 9/5-6, and 18.2 from 9/18-24...Their 26.0-inning scoreless streak was the 4th-longest by any team's bullpen in 2017 and the longest by the Red Sox since a 32.1-inning stretch in April 2004 (source: Elias).
- 🔴 Red Sox relief pitchers threw 5.0+ shutout innings in 3 straight games from 6/12-14, the longest such streak in franchise history (source: Elias)...The last team with such a streak was COL in 2012 (8/18-20).

START ME UP: Red Sox starters led the AL and ranked 2nd in MLB with 88 quality starts (WSH-99)...BOS starters also ranked among AL leaders in innings (T-1st, 951.1), ERA (4th, 4.06), strikeouts (2nd, 1,001), and SO/BB ratio (2nd, 3.50).

- 🔴 From 6/20 through the end of the season, Sox starters posted a 3.71 ERA, 2nd-lowest in the AL.
- 🔴 The Sox and Royals were the only AL teams with 3 pitchers who made 30+ starts (Porcello-33, Pomeranz-32, Sale-32)...BOS was the only AL team to feature 4 pitchers with 150+ SO (Sale-308, Porcello-181, Pomeranz-174, Rodriguez-150); the only other AL team with even 3 pitchers with 150+ SO was CLE.

SOUTHPAW SOX: The Red Sox started a left-handed pitcher in 104 of their games, 2nd-most in MLB (LAD-106; no other team had more than 72)...That is the 2nd-most starts by LHP in franchise history, trailing only 1951 (106).

- 🔴 Drew Pomeranz (17-6) and Chris Sale (17-8) became only the 4th pair of Red Sox LHP to win 17+ games apiece in a season, joining Mickey McDermott & Mel Parnell (1953), Babe Ruth & Dutch Leonard (1916), and Leonard & Ray Collins (1914)...The last ML team to feature 2 LHP with 17+ wins was the 2002 A's (Zito-23, Mulder-19).

STRIKE IT RICH: BOS pitchers recorded 1,580 SO, 3rd-most in MLB and 218 more than the Sox' previous single-season record (1,362 in 2016)...Sox pitchers averaged 9.59 SO/9.0 IP and had a 3.40 SO/BB ratio, both franchise records.

- 🔴 Sox pitchers recorded 84 games with 10+ SO, 12 with 15+ SO, and 3 with 20+ SO, all franchise records.
- 🔴 BOS pitchers recorded 10+ SO in 8 consecutive games from 9/3-12, marking a new franchise record (source: Elias)...They had also tied the previous franchise record with 5 straight 10-SO games from 8/3-8.

TWENTY IS PLENTY: BOS became the 1st team ever to record 3 games with 20+ SO in a season...The only other team with multiple 20-SO games in a season is the 2016 Nationals (2).

- 🔴 Sox pitchers recorded 20 SO on 5/25 vs. TEX, tying the ML record for a 9-inning game.
- 🔴 BOS pitchers had 23 SO in their 3-2, 19-inning win vs. TOR on 9/5, tying the franchise's single-game record...They broke that record 10 days later with 24 SO in a 13-6, 15-inning win at TB.

20 STRIKEOUTS IN A 9-INNING GAME

| Club | Game | Pitchers (Starter) |
|----------------|--------------|--------------------|
| 1986 Red Sox | 4/29 vs. SEA | 1 (Clemens) |
| 1996 Red Sox | 9/18 at DET | 1 (Clemens) |
| 1998 Cubs | 5/6 vs. HOU | 1 (Wood) |
| 2012 Angels | 9/25 vs. SEA | 5 (Greinke) |
| 2016 Nationals | 5/11 vs. DET | 1 (Scherzer) |
| 2017 Red Sox | 5/25 vs. TEX | 5 (Pomeranz) |

ZERO TOLERANCE: The Red Sox recorded 11 team shutouts, tied for 2nd-most in the majors...Their 8 shutouts after the All-Star break ranked T-2nd in the majors (CLE-10, ARI-8, MIL-8).

- 🔴 Sox pitchers allowed 0 runs in 24.0 consecutive innings from 5/25-28 and in 26.0 straight innings from 9/18-20.
- 🔴 The Red Sox earned consecutive shutout wins on 5/26 & 5/27 vs. SEA, and again on 9/18 & 9/19 at BAL.

GROUP EFFORT: The Red Sox used 12 pitchers in their 3-2, 19-inning win vs. TOR on 9/5, tying the AL record for a single game (source: Elias)...That record had been set by LAA just 1 day prior (at OAK, 11 innings).

- 🔴 In that game, the Sox' bullpen threw 13.0 scoreless innings, marking the 1st time in franchise history Red Sox relief pitchers combined to throw 13.0 or more innings in a game without allowing a run (source: Elias)...The Sox' previous record for most scoreless innings by their bullpen in a game was 11.0 (6/5/2001 vs. DET).
- 🔴 In the Sox' 5-4, 13-inning win at STL on 5/17, 8 relief pitchers combined to allow 0 runs in 7.0 IP.

EXTRA CREDIT: BOS pitchers led the majors with 57.2 extra innings pitched; they also owned MLB's lowest ERA in extra innings (1.25; 8 ER)...According to Elias, that is the 4th-lowest ERA in extra innings in the last 60 seasons behind only the 2012 Orioles (0.75), 1999 Braves (0.80), and 1976 Cubs (1.18).

2017 Season Recap & Highlights, Continued

Batting

ON THE OFFENSIVE: The Red Sox ranked 6th in the AL in runs scored (785), as well as 5th in the league in OBP (.329) and 4th in doubles (302)...BOS hitters drew 48 intentional walks, 15 more than any other AL team.

- 🔴 In 22 games from 9/8 through the end of the season, the Red Sox ranked T-3rd in the majors with 5.59 runs scored per game (123 R).

GIVE ME FIVE: The Red Sox went 70-8 (.897) when scoring 5+ runs, the majors' 2nd-highest winning percentage (CLE: 71-7, .910)...BOS won its final 15 games when scoring 5+ runs and was 28-1 in such games from 7/29 through the end of the season.

- 🔴 The Sox were 55-3 (.948) when scoring 6+ runs, the highest such win % in MLB...Dating back to 7/29/16, BOS is 76-3 (.962) in such games.

SMALL BALL: The Red Sox ranked last in the AL in HR (168), but their .421 winning percentage when hitting 0 HR ranked 4th in the majors (24-33)... Their 24 wins with 0 HR were the most in MLB.

- 🔴 BOS scored 10+ runs with 0 HR in a game 3 times, most in the AL and tied for most in the majors.
- 🔴 The Red Sox did not hit a grand slam for the 1st time since 1953.

MONSTER MASH: The Red Sox homered in 19 of their final 23 games (23 HR)...On the season, they were 69-36 (.657) when hitting at least 1 HR, 37-8 (.822) when hitting 2+ HR, and 12-1 (.923) when hitting 3+ HR.

- 🔴 The Sox hit 6 HR in their 13-7 win at CWS on 5/30, their most in a game since hitting 8 HR on 9/4/13 vs. DET... BOS was 1 of 12 teams with 6+ HR in a game this season.

HOME & AWAY: The Red Sox scored more runs on the road (398) than they did at home (387), but their .269 AVG at home ranked 6th in the majors (.247 on the road)...The Sox also hit more HR on the road (95) than at home (73).

- 🔴 In 23 road games from 8/11 through the end of the season, BOS averaged 5.2 runs and 1.3 HR/game (30 HR, 120 R).

RUNNIN' RED SOX: The Red Sox ranked 6th in MLB with 106 steals and 5th with a SB success rate of 77.4% (106-for-137)...They were 66-for-80 (82.5%) in stolen base attempts from 6/26 through the end of the season (87 G) and were successful in 28 of their final 32 tries (87.5%).

- 🔴 This was the 8th season since 1920 the Sox stole 100+ bases...The only years in that time in which BOS stole 100+ bases at a higher success rate than in 2017 were 2013 (86.6%) and 2008 (77.4%).
- 🔴 BOS went 26-1 (.963) when stealing multiple bases, by far the highest such winning percentage in the majors.

HERE'S THE SITUATION: The Red Sox hit .1989 with 2 strikes, the 2nd-highest AVG in MLB (HOU-.1993)...BOS also ranked among ML leaders in AVG with RISP (5th, .277) and in AVG with RISP and 2 outs (4th, .261).

- 🔴 BOS pinch-hitters batted .244 (20-for-82), the AL's 3rd-highest mark.

BOTTOMS UP: The Red Sox batted a combined .253 from the No. 8 and No. 9 spots in the batting order, the 2nd-highest mark in the majors behind only HOU (.269).

- 🔴 On 5/30 at CWS, Jackie Bradley Jr. (batting 8th, 1 HR, 4 RBI) and Deven Marrero (batting 9th, 2 HR, 5 RBI) became the 1st Red Sox No. 8 and No. 9 hitters to each record at least 1 HR and 4 RBI in a game.

20/20 VISION: Mookie Betts (24 HR/26 SB) and Andrew Benintendi (20 HR/20 SB) were the only teammates to each record at least 20 HR and 20 SB in 2017 (2 of only 9 major leaguers).

- 🔴 Since at least 1913, there has been no other instance of 2 teammates each recording a 20-HR/20-SB season before turning 25 years old.

ROOKIE SENSATIONS: Red Sox rookie position players combined to make 282 starts, batting .262 (290-for-1,107) with 170 runs scored, 56 2B, 3 3B, 34 HR, 150 RBI, and 115 BB.

- 🔴 Andrew Benintendi hit 20 HR and Rafael Devers added 10, marking the 1st time the Red Sox featured multiple rookies with 10+ HR in a season since 1999 (Brian Daubach-21, Trot Nixon-15).
- 🔴 During a stretch from 8/11-14, Benintendi (4) and Devers (3) accounted for 7 consecutive Red Sox HR... According to Elias, it was the 1st time in franchise history 7 consecutive HR by BOS were hit by rookies.

MOST GAMES SCORING 5+ RUNS WITH 0 HR

| Team | Games (W-L) |
|-----------------|------------------|
| Red Sox* | 16 (15-1) |
| Giants | 14 (11-3) |
| Twins* | 14 (12-2) |
| Nationals* | 13 (11-2) |
| Cardinals | 12 (10-2) |
| Rockies* | 12 (7-5) |
| Indians* | 11 (10-1) |
| Cubs* | 11 (9-2) |
| Angels | 10 (7-3) |
| Astros* | 10 (9-1) |
| Pirates | 10 (7-3) |

*Qualified for postseason

MOST STEALS IN A SEASON, RED SOX (1920-2017)

| Season | SB | SBA | SB% |
|-------------|------------|------------|-------------|
| 2009 | 126 | 165 | 76.4 |
| 2013 | 123 | 142 | 86.6 |
| 2008 | 120 | 155 | 77.4 |
| 1934 | 116 | 163 | 71.2 |
| 1973 | 114 | 159 | 71.7 |
| 2017 | 106 | 137 | 77.4 |
| 1974 | 104 | 162 | 64.2 |
| 2011 | 102 | 144 | 70.8 |

2017 Season Recap & Highlights, Continued

Fielding

GETTING DEFENSIVE: According to FanGraphs, the Red Sox ranked 1st in the majors in defensive runs above average (37.9), which measures overall defensive value.

GOLDEN GLOVES: 4 Red Sox were named finalists for a Rawlings Gold Glove Award: 1B Mitch Moreland, 2B Dustin Pedroia, RF Mookie Betts, and P Chris Sale...Betts was the club's only winner.

NO-FLY ZONE: FanGraphs notes that Red Sox outfielders ranked 1st in the majors in ultimate zone rating (23.5) and defensive runs saved (47)...They recorded 27 assists (LF-12, RF-9, CF-6) and 3 double plays (LF-1, CF-1, RF-1).

- 👉 BOS outfielders recorded 8 assists in 17 games from 9/14 through the end of the season, the most in MLB in that time...Sox outfielders had 6 assists in a 13-game span from 6/12-25, throwing out a runner at home 3 times during that span (6/13 vs. PHI, 6/16 at HOU, 6/18 at HOU).

ONE-TWO PUNCH: Christian Vázquez (85) and Sandy Leon (77) combined to start all 162 Red Sox games in 2017...According to Elias, it was the Sox' 1st season ever in which 2 players each made 75+ starts at catcher.

- 👉 The last time the Sox used only 2 starting catchers for an entire season was 2008 (Varitek-120, Cash-42).

THEFT PROTECTION: Opponents were successful in only 61.0% of SB attempts against the Red Sox, the 2nd-lowest average in MLB (CLE-57.5%)...BOS allowed only 6 SB in 34 games from 8/26 through the end of the regular season (6-for-16, 8 CCS, 2 PCS)...Opponents were 1 for their final 7 against the Sox in steal attempts (4 CCS, 2 PCS).

- 👉 Sandy Leon and Christian Vázquez threw out each of the first 5 runners attempting to steal this season (Leon-3, Vázquez-2), the club's best start since 1960 (also first 5; Ed Sadowski-3, Don Gile-2)...No Sox team had even begun a season by throwing out the first 3 attempted base stealers since 1977 (Carlton Fisk-3).
- 👉 The Sox' 6-5 win at HOU on 6/18 ended when Vázquez threw out Derek Fisher (the potential tying run) attempting to steal 2nd base...According to Elias, it was the 1st time the Sox won a game in which the final out was a caught stealing since a 3-2 victory vs. SEA on 5/19/02 (Jason Varitek threw out Luis Ugueto at 2B).

KEYSTONE CONSISTENCY: Dustin Pedroia and Xander Bogaerts served as the Red Sox' Opening Day starters at 2B and SS, respectively, in 4 consecutive years from 2014-17...According to Elias, the only other Red Sox to start as many as 4 consecutive Opening Day games as a 2B/SS tandem are 2B Bobby Doerr/SS Joe Cronin (5 years, 1937-41) and 2B Hobe Ferris/SS Freddy Parent (5 years, 1901-05).

EASY AS 5-4-3: The Red Sox turned a 5-4-3 triple play in the 4th inning of their win over STL on 8/15 (Devers-Núñez-Moreland)...It was the 31st triple play turned in Red Sox history, and only the 3rd since 1980 (complete list on page 368).

Homegrown Talent

LOCALLY GROWN: Of the Red Sox' leaders in games started at each position, 8 of them were either drafted by BOS or originally signed with the club as international free agents (see table below).

- 👉 6 of the 7 Red Sox with 10+ HR were either drafted by or originally signed by BOS, as were 6 of the 7 leaders in RBI, 8 of the 9 leaders in runs scored, each of the top 3 leaders in hits, and each of the top 5 leaders in steals.

THE FIRST TIMERS: 7 players made their ML debuts with the Red Sox in 2017: Ben Taylor (4/7), Hector Velázquez (5/18), Sam Travis (5/24), Austin Maddox (6/17), Tzu-Wei Lin (6/24), Kyle Martin (7/20), and Rafael Devers (7/25).

- 👉 7 players made their 1st career Opening Day roster in 2017: Andrew Benintendi, Heath Hembree, Eduardo Rodríguez, Robby Scott, Steve Selsky, Ben Taylor, and Christian Vázquez...Benintendi and Taylor had been selected by the Red Sox less than 2 years prior in the 2015 June Draft.

GOING GREEN: The Greenville Drive (Low-A) defeated Kannapolis in the South Atlantic League Championship series, 3 games to 1...It was their 1st league title since joining the SAL in 2005.

SWEET CAROLINA: Michael Chavis was named the BOS organization's Minor League Offensive Player of the Year... He ranked T-5th among all minor leaguers in HR (31), 11th in RBI (94), and 3rd in XBH (68)... *Baseball America* also named him a High Class A All-Star, and he was named MVP of the Carolina League All-Star Classic.

RED SOX LEADERS IN GAMES STARTED AT EACH POSITION

| Pos. | Player | How Acquired |
|------|--------------------|---|
| C | Christian Vázquez | Selected in 2008 June Draft |
| 1B | Mitch Moreland | Signed as free agent in Dec. 2016 |
| 2B | Dustin Pedroia | Selected in 2004 June Draft |
| 3B | Rafael Devers | Signed as int'l free agent in Aug. 2013 |
| SS | Xander Bogaerts | Signed as int'l free agent in Aug. 2009 |
| LF | Andrew Benintendi | Selected in 2015 June Draft |
| CF | Jackie Bradley Jr. | Selected in 2011 June Draft |
| RF | Mookie Betts | Selected in 2011 June Draft |
| DH | Hanley Ramirez | Signed as int'l free agent in July 2000 |

2017 Statistical Summary

2017 Batting Statistics

| PLAYER | AVG | G | AB | R | H | 2B | 3B | HR | RBI | SH | SF | HP | BB | SO | SB | CS | E | SLG | OBP |
|------------------|-------------|------------|-------------|------------|-------------|------------|-----------|------------|------------|-----------|-----------|-----------|------------|-------------|------------|-----------|------------|------------|-------------|
| *Benintendi,A | .271 | 151 | 573 | 84 | 155 | 26 | 1 | 20 | 90 | 1 | 8 | 6 | 70 | 112 | 20 | 5 | 5 | .424 | .352 |
| Betts,M | .264 | 153 | 628 | 101 | 166 | 46 | 2 | 24 | 102 | 0 | 5 | 2 | 77 | 79 | 26 | 3 | 5 | .459 | .344 |
| Bogaerts,X | .273 | 148 | 571 | 94 | 156 | 32 | 6 | 10 | 62 | 0 | 2 | 6 | 56 | 116 | 15 | 1 | 17 | .403 | .343 |
| Bradley,J | .245 | 133 | 482 | 58 | 118 | 19 | 3 | 17 | 63 | 0 | 2 | 9 | 48 | 124 | 8 | 3 | 4 | .402 | .323 |
| D'Arnaud,C | 1.000 | 2 | 1 | 2 | 1 | 0 | 0 | 0 | 0 | 0 | 0 | 0 | 0 | 0 | 0 | 0 | 1 | 1.000 | 1.000 |
| Davis,R | .235 | 117 | 336 | 56 | 79 | 19 | 2 | 5 | 20 | 1 | 1 | 1 | 27 | 83 | 29 | 7 | 3 | .348 | .293 |
| BOS | .250 | 17 | 36 | 7 | 9 | 2 | 0 | 2 | 0 | 0 | 1 | 1 | 13 | 3 | 1 | 1 | 1 | .306 | .289 |
| *Devers,R | .284 | 58 | 222 | 34 | 63 | 14 | 0 | 10 | 30 | 0 | 0 | 0 | 18 | 57 | 3 | 1 | 14 | .482 | .338 |
| Fister,D | .000 | 18 | 2 | 0 | 0 | 0 | 0 | 0 | 0 | 0 | 0 | 0 | 0 | 0 | 0 | 0 | 1 | .000 | .000 |
| Hernandez,M | .276 | 21 | 58 | 7 | 16 | 3 | 0 | 0 | 2 | 0 | 0 | 1 | 15 | 0 | 1 | 6 | .328 | .300 | |
| Holt,B | .200 | 64 | 140 | 20 | 28 | 6 | 0 | 0 | 7 | 0 | 2 | 3 | 19 | 34 | 2 | 1 | 4 | .243 | .305 |
| *Johnson,B | .000 | 5 | 2 | 0 | 0 | 0 | 0 | 0 | 0 | 0 | 0 | 0 | 0 | 0 | 0 | 0 | 0 | .000 | .000 |
| Kendrick,K | .000 | 2 | 1 | 0 | 0 | 0 | 0 | 0 | 1 | 0 | 0 | 0 | 1 | 0 | 0 | 0 | 0 | .000 | .000 |
| Leon,S | .225 | 85 | 271 | 32 | 61 | 14 | 0 | 7 | 39 | 1 | 3 | 1 | 25 | 74 | 0 | 0 | 6 | .354 | .290 |
| RIGHT | .247 | 73 | 18 | 6 | 0 | 2 | 16 | 0 | 0 | 0 | 0 | 8 | 15 | | | | | .411 | .321 |
| LEFT | .217 | 198 | 43 | 8 | 0 | 5 | 23 | 1 | 3 | 1 | 17 | 59 | | | | | | .333 | .279 |
| *Lin,T | .268 | 25 | 56 | 7 | 15 | 0 | 2 | 0 | 2 | 1 | 0 | 0 | 9 | 17 | 1 | 1 | 1 | .339 | .369 |
| Marrero,D | .211 | 71 | 171 | 32 | 36 | 9 | 0 | 4 | 27 | 3 | 2 | 0 | 12 | 61 | 5 | 0 | 3 | .333 | .259 |
| Moreland,M | .246 | 149 | 508 | 73 | 125 | 34 | 0 | 22 | 79 | 0 | 5 | 6 | 57 | 120 | 0 | 1 | 5 | .443 | .326 |
| Núñez,E | .321 | 38 | 165 | 23 | 53 | 12 | 0 | 8 | 27 | 0 | 0 | 2 | 6 | 25 | 6 | 2 | 4 | .539 | .353 |
| Pedroia,D | .293 | 105 | 406 | 46 | 119 | 19 | 0 | 7 | 62 | 2 | 4 | 29 | 48 | 4 | 3 | 2 | 392 | .369 | |
| Pomeranz,D | .000 | 32 | 1 | 0 | 0 | 0 | 0 | 0 | 0 | 0 | 0 | 0 | 1 | 0 | 0 | 0 | 3 | .000 | .000 |
| Porcello,R | .000 | 33 | 4 | 0 | 0 | 0 | 0 | 0 | 0 | 0 | 0 | 0 | 3 | 0 | 0 | 0 | 3 | .000 | .000 |
| Price,D | 1.000 | 16 | 1 | 0 | 1 | 0 | 0 | 0 | 0 | 0 | 0 | 0 | 0 | 0 | 0 | 0 | 11 | 1.000 | .000 |
| Ramirez,H | .242 | 133 | 496 | 58 | 120 | 24 | 0 | 23 | 62 | 0 | 6 | 51 | 116 | 1 | 3 | 0 | 429 | .320 | |
| Rodriguez,E | .000 | 25 | 7 | 0 | 0 | 0 | 0 | 0 | 0 | 0 | 0 | 0 | 2 | 0 | 0 | 1 | 1 | .000 | .000 |
| Rutledge,J | .224 | 37 | 107 | 10 | 24 | 2 | 1 | 0 | 9 | 0 | 2 | 9 | 31 | 1 | 0 | 4 | 262 | .297 | |
| Sale,C | .333 | 32 | 3 | 0 | 1 | 1 | 0 | 0 | 0 | 0 | 0 | 0 | 1 | 0 | 0 | 0 | 0 | .667 | .333 |
| Sandoval,P | .212 | 32 | 99 | 10 | 21 | 2 | 0 | 4 | 12 | 0 | 1 | 0 | 8 | 24 | 0 | 1 | 5 | .354 | .269 |
| RIGHT | .150 | 20 | 3 | 0 | 0 | 0 | 1 | 0 | 0 | 0 | 0 | 1 | 4 | | | | | .150 | .190 |
| LEFT | .228 | 79 | 18 | 2 | 0 | 4 | 11 | 0 | 1 | 0 | 7 | 20 | | | | | | .405 | .287 |
| *Selsky,S | .111 | 8 | 9 | 0 | 1 | 1 | 0 | 0 | 0 | 0 | 0 | 0 | 5 | 0 | 0 | 0 | 0 | .222 | .111 |
| Swihart,B | .200 | 6 | 5 | 1 | 1 | 0 | 0 | 0 | 0 | 0 | 0 | 2 | 3 | 0 | 0 | 0 | 0 | .200 | .429 |
| RIGHT | .000 | 0 | 0 | 0 | 0 | 0 | 0 | 0 | 0 | 0 | 0 | 0 | 0 | 0 | 0 | 0 | 0 | .000 | .000 |
| LEFT | .200 | 5 | 1 | 0 | 0 | 0 | 0 | 0 | 0 | 0 | 0 | 2 | 3 | | | | | .200 | .429 |
| *Travis,S | .263 | 33 | 76 | 13 | 20 | 6 | 0 | 0 | 1 | 0 | 0 | 1 | 6 | 23 | 1 | 0 | 1 | .342 | .325 |
| Vázquez,C | .290 | 99 | 324 | 43 | 94 | 18 | 2 | 5 | 32 | 0 | 1 | 3 | 17 | 64 | 7 | 2 | 8 | .404 | .330 |
| *Velázquez,H | .000 | 8 | 1 | 0 | 0 | 0 | 0 | 0 | 0 | 0 | 0 | 0 | 0 | 0 | 0 | 0 | 0 | .000 | .000 |
| Young,C | .235 | 90 | 243 | 30 | 57 | 12 | 2 | 7 | 25 | 0 | 1 | 2 | 30 | 55 | 3 | 2 | 0 | .387 | .322 |
| PITCHERS | .091 | 162 | 22 | 0 | 2 | 1 | 0 | 0 | 0 | 1 | 0 | 0 | 0 | 8 | 0 | 0 | 12 | .136 | .091 |
| BOSTON | .258 | 162 | 5669 | 785 | 1461 | 302 | 19 | 168 | 735 | 9 | 36 | 53 | 571 | 1224 | 106 | 31 | 107 | 407 | .329 |
| OPPONENTS | .245 | 162 | 5647 | 668 | 1384 | 278 | 23 | 195 | 634 | 16 | 40 | 49 | 465 | 1580 | 61 | 39 | 115 | 406 | .306 |

2017
in Review

2017 Pitching Statistics

| PLAYER | W-L | ERA | G | GS | CG | SHO | SV | IP | H | R | ER | HR | HB | BB | SO | WP | BK | AVG |
|------------------|--------------|-------------|------------|------------|----------|-----------|-----------|---------------|-------------|------------|------------|------------|-----------|------------|-------------|-----------|----------|-------------|
| Abad,F | 2-1 | 3.30 | 48 | 0 | 0 | 0 | 1 | 43.2 | 40 | 18 | 16 | 4 | 1 | 14 | 37 | 0 | 1 | .242 |
| Barnes,M | 7-3 | 3.88 | 70 | 0 | 0 | 0 | 1 | 69.2 | 57 | 31 | 30 | 7 | 1 | 28 | 83 | 3 | 0 | .224 |
| Boyer,B | 1-1 | 4.35 | 32 | 0 | 0 | 0 | 0 | 41.1 | 50 | 20 | 20 | 3 | 1 | 14 | 33 | 1 | 0 | .311 |
| Elias,R | 0-0 | 0.00 | 1 | 0 | 0 | 0 | 0 | 0.1 | 0 | 0 | 0 | 0 | 0 | 1 | 1 | 0 | 0 | .000 |
| Fister,D | 5-9 | 4.88 | 18 | 15 | 1 | 0 | 0 | 90.1 | 87 | 55 | 49 | 9 | 3 | 38 | 83 | 2 | 1 | .254 |
| Hembree,H | 2-3 | 3.63 | 62 | 0 | 0 | 0 | 0 | 62.0 | 72 | 29 | 25 | 10 | 1 | 18 | 70 | 2 | 0 | .289 |
| *Johnson,B | 2-0 | 4.33 | 5 | 5 | 1 | 1 | 0 | 27.0 | 32 | 13 | 13 | 5 | 0 | 8 | 21 | 0 | 0 | .283 |
| Kelly,J | 4-1 | 2.79 | 54 | 0 | 0 | 0 | 0 | 58.0 | 42 | 19 | 18 | 3 | 1 | 27 | 52 | 4 | 0 | .202 |
| Kendrick,K | 0-2 | 12.96 | 2 | 2 | 0 | 0 | 0 | 8.1 | 18 | 12 | 12 | 1 | 0 | 3 | 3 | 0 | 0 | .429 |
| Kimbrel,C | 5-0 | 1.43 | 67 | 0 | 0 | 0 | 35 | 69.0 | 33 | 11 | 11 | 6 | 4 | 14 | 126 | 5 | 0 | .140 |
| *Maddox,A | 0-0 | 0.52 | 13 | 0 | 0 | 0 | 0 | 17.1 | 13 | 1 | 1 | 1 | 0 | 2 | 14 | 0 | 0 | .200 |
| *Martin,K | 0-0 | 3.86 | 2 | 0 | 0 | 0 | 0 | 2.1 | 2 | 1 | 1 | 1 | 0 | 2 | 1 | 0 | 0 | .222 |
| Moreland,M | 0-0 | 0.00 | 1 | 0 | 0 | 0 | 0 | 1.0 | 2 | 0 | 0 | 0 | 0 | 0 | 1 | 0 | 0 | .400 |
| Pomeranz,D | 17-6 | 3.32 | 32 | 32 | 0 | 0 | 0 | 173.2 | 166 | 69 | 64 | 19 | 4 | 69 | 174 | 6 | 0 | .252 |
| Porcello,R | 11-17 | 4.65 | 33 | 33 | 2 | 0 | 0 | 203.1 | 236 | 125 | 105 | 38 | 6 | 48 | 181 | 5 | 0 | .286 |
| Price,D | 6-3 | 3.38 | 16 | 11 | 0 | 0 | 0 | 74.2 | 65 | 30 | 28 | 8 | 4 | 24 | 76 | 2 | 0 | .226 |
| *Ramirez,N | 0-0 | 2.77 | 12 | 0 | 0 | 0 | 0 | 13.0 | 6 | 5 | 4 | 2 | 0 | 5 | 14 | 0 | 0 | .136 |
| BOS | 0-0 | 3.86 | 2 | 0 | 0 | 0 | 0 | 4.2 | 3 | 2 | 2 | 2 | 0 | 1 | 4 | 0 | 0 | .176 |
| Reed,A | 1-1 | 3.33 | 29 | 0 | 0 | 0 | 0 | 27.0 | 16 | 10 | 10 | 5 | 1 | 9 | 28 | 1 | 0 | .168 |
| Rodriguez,E | 6-7 | 4.19 | 25 | 24 | 0 | 0 | 0 | 137.1 | 126 | 66 | 64 | 19 | 5 | 50 | 150 | 1 | 1 | .241 |
| Ross,R | 0-0 | 7.00 | 8 | 0 | 0 | 0 | 0 | 9.0 | 12 | 7 | 7 | 0 | 3 | 5 | 9 | 2 | 0 | .324 |
| Sale,C | 17-8 | 2.90 | 32 | 32 | 1 | 0 | 0 | 214.1 | 165 | 73 | 69 | 24 | 8 | 43 | 308 | 3 | 0 | .208 |
| *Scott,R | 2-1 | 3.79 | 57 | 0 | 0 | 0 | 0 | 35.2 | 22 | 16 | 15 | 7 | 3 | 13 | 31 | 3 | 0 | .179 |
| Smith,C | 0-0 | 1.35 | 8 | 0 | 0 | 0 | 1 | 6.2 | 7 | 1 | 1 | 0 | 0 | 2 | 7 | 0 | 0 | .280 |
| *Taylor,B | 0-1 | 5.19 | 14 | 0 | 0 | 0 | 1 | 17.1 | 20 | 10 | 10 | 0 | 0 | 9 | 18 | 1 | 0 | .282 |
| *Velázquez,H | 3-1 | 2.92 | 8 | 3 | 0 | 0 | 0 | 24.2 | 21 | 8 | 8 | 4 | 0 | 7 | 19 | 0 | 0 | .236 |
| Workman,B | 1-1 | 3.18 | 33 | 0 | 0 | 0 | 0 | 39.2 | 37 | 17 | 14 | 7 | 1 | 11 | 37 | 1 | 0 | .252 |
| Wright,S | 1-3 | 8.25 | 5 | 5 | 0 | 0 | 0 | 24.0 | 40 | 24 | 22 | 9 | 2 | 5 | 13 | 1 | 0 | .377 |
| BOSTON | 93-69 | 3.70 | 162 | 162 | 5 | 11 | 39 | 1482.1 | 1384 | 668 | 610 | 195 | 49 | 465 | 1580 | 43 | 3 | .245 |
| OPPONENTS | 69-93 | 4.31 | 162 | 162 | 1 | 10 | 34 | 1473.0 | 1461 | 785 | 705 | 168 | 53 | 571 | 1224 | 84 | 3 | .258 |

2017 Statistical Summary, Continued

2017 Fielding Statistics

| PLAYER | POS. | PCT. | G | GS | PO | A | E | TC | DP | TP |
|---------------|------|-------|-----|-----|-----|-----|----|------|-----|----|
| *Benintendi,A | OF | .982 | 149 | 143 | 257 | 11 | 5 | 273 | 1 | 0 |
| Betts,M | OF | .987 | 153 | 153 | 366 | 8 | 5 | 379 | 1 | 0 |
| Bogaerts,X | SS | .969 | 146 | 142 | 199 | 336 | 17 | 552 | 75 | 0 |
| Bradley,J | OF | .987 | 132 | 131 | 300 | 6 | 4 | 310 | 1 | 0 |
| D'Arnaud,C | 2B | 1.000 | 1 | 0 | 1 | 1 | 0 | 2 | 1 | 0 |
| Davis,R | OF | .984 | 10 | 112 | 81 | 178 | 5 | 3 | 186 | 2 |
| | OF | .947 | 14 | 8 | 18 | 0 | 1 | 19 | 0 | 0 |
| | OF | .988 | 98 | 73 | 160 | 5 | 2 | 167 | 2 | 0 |
| *Devers,R | 3B | .906 | 56 | 56 | 28 | 107 | 14 | 149 | 12 | 1 |
| Hernandez,M | 2B | 1.000 | 6 | 4 | 5 | 12 | 0 | 17 | 0 | 0 |
| | 3B | .800 | 9 | 9 | 4 | 16 | 5 | 25 | 1 | 0 |
| | SS | .938 | 5 | 5 | 5 | 10 | 1 | 16 | 5 | 0 |
| Holt,B | 1B | .900 | 2 | 1 | 9 | 0 | 1 | 10 | 0 | 0 |
| | 2B | .978 | 31 | 17 | 40 | 51 | 2 | 93 | 9 | 0 |
| | 3B | .944 | 9 | 8 | 5 | 12 | 1 | 18 | 4 | 0 |
| | OF | 1.000 | 11 | 9 | 16 | 2 | 0 | 18 | 0 | 0 |
| Leon,S | C | .993 | 84 | 77 | 767 | 42 | 6 | 815 | 2 | 0 |
| *Lin,T | 2B | 1.000 | 10 | 3 | 4 | 12 | 0 | 16 | 3 | 0 |
| | 3B | .917 | 9 | 6 | 1 | 10 | 1 | 12 | 2 | 0 |
| | SS | 1.000 | 6 | 6 | 2 | 16 | 0 | 18 | 2 | 0 |
| Marrero,D | 1B | .000 | 1 | 0 | 0 | 0 | 0 | 0 | 0 | 0 |
| | 2B | 1.000 | 11 | 6 | 17 | 17 | 0 | 34 | 7 | 0 |
| | 3B | .971 | 53 | 39 | 26 | 75 | 3 | 104 | 10 | 0 |
| | SS | 1.000 | 6 | 4 | 4 | 9 | 0 | 13 | 2 | 0 |
| Moreland,M | 1B | .995 | 138 | 126 | 938 | 67 | 5 | 1010 | 95 | 1 |
| Núñez,E | 2B | .979 | 26 | 25 | 39 | 54 | 2 | 95 | 15 | 1 |
| | 3B | .952 | 4 | 4 | 5 | 15 | 1 | 21 | 1 | 0 |
| | SS | .923 | 5 | 5 | 5 | 7 | 1 | 13 | 0 | 0 |
| Pedroia,D | 2B | .995 | 98 | 97 | 156 | 208 | 2 | 366 | 59 | 0 |
| Ramirez,H | 1B | 1.000 | 18 | 17 | 119 | 6 | 0 | 125 | 12 | 0 |
| Rutledge,J | 1B | 1.000 | 5 | 1 | 11 | 0 | 0 | 11 | 1 | 0 |
| | 2B | .978 | 16 | 10 | 17 | 28 | 1 | 46 | 5 | 0 |
| | 3B | .939 | 20 | 15 | 18 | 28 | 3 | 49 | 1 | 0 |
| Sandoval,P | 2B | .000 | 1 | 0 | 0 | 0 | 0 | 0 | 0 | 0 |
| | 3B | .914 | 29 | 25 | 10 | 43 | 5 | 58 | 2 | 0 |
| Selsky,S | OF | 1.000 | 2 | 0 | 0 | 1 | 0 | 1 | 0 | 0 |
| | OF | 1.000 | 1 | 1 | 2 | 0 | 0 | 2 | 0 | 0 |
| Swihart,B | C | 1.000 | 4 | 0 | 16 | 1 | 0 | 17 | 0 | 0 |
| *Travis,S | 1B | .992 | 21 | 17 | 114 | 4 | 1 | 119 | 10 | 0 |
| Vázquez,C | C | .991 | 95 | 85 | 794 | 47 | 8 | 849 | 2 | 0 |
| | 3B | .000 | 2 | 0 | 0 | 0 | 0 | 0 | 0 | 0 |
| Young,C | OF | 1.000 | 46 | 41 | 65 | 1 | 0 | 66 | 1 | 0 |

| PITCHER | POS. | PCT. | G | GS | PO | A | E | TC | DP | TP |
|-------------|------|-------|----|----|----|----|---|----|----|----|
| Abad,F | P | 1.000 | 48 | 0 | 0 | 6 | 0 | 6 | 1 | 0 |
| Barnes,M | P | 1.000 | 70 | 0 | 4 | 7 | 0 | 11 | 0 | 0 |
| Boyer,B | P | 1.000 | 32 | 0 | 1 | 0 | 0 | 1 | 0 | 0 |
| Elias,R | P | .000 | 1 | 0 | 0 | 0 | 0 | 0 | 0 | 0 |
| Fister,D | P | .947 | 18 | 15 | 8 | 10 | 1 | 19 | 0 | 0 |
| Hembree,H | P | .875 | 62 | 0 | 2 | 5 | 1 | 8 | 0 | 0 |
| Johnson,B | P | 1.000 | 5 | 5 | 1 | 4 | 0 | 5 | 0 | 0 |
| Kelly,J | P | .857 | 54 | 0 | 3 | 3 | 1 | 7 | 0 | 0 |
| Kendrick,K | P | 1.000 | 2 | 2 | 0 | 2 | 0 | 2 | 0 | 0 |
| Kimbrel,C | P | 1.000 | 67 | 0 | 6 | 6 | 0 | 12 | 1 | 0 |
| *Maddox,A | P | 1.000 | 13 | 0 | 1 | 1 | 0 | 2 | 0 | 0 |
| Martin,K | P | .000 | 2 | 0 | 0 | 0 | 0 | 0 | 0 | 0 |
| Moreland,M | P | .000 | 1 | 0 | 0 | 0 | 0 | 0 | 0 | 0 |
| Pomeranz,D | P | .850 | 32 | 32 | 2 | 15 | 3 | 20 | 4 | 0 |
| Porcello,R | P | .900 | 33 | 33 | 10 | 17 | 3 | 30 | 2 | 0 |
| Price,D | P | .923 | 16 | 11 | 6 | 6 | 1 | 13 | 0 | 0 |
| Ramirez,N | P | .000 | 12 | 0 | 0 | 0 | 1 | 1 | 0 | 0 |
| Reed,A | P | 1.000 | 29 | 0 | 1 | 1 | 0 | 2 | 0 | 0 |
| Rodriguez,E | P | .941 | 25 | 24 | 5 | 11 | 1 | 17 | 1 | 0 |
| Ross,R | P | 1.000 | 8 | 0 | 0 | 1 | 0 | 1 | 1 | 0 |
| Sale,C | P | 1.000 | 32 | 32 | 8 | 22 | 0 | 30 | 3 | 0 |
| *Scott,R | P | 1.000 | 57 | 0 | 1 | 4 | 0 | 5 | 0 | 0 |
| Smith,C | P | 1.000 | 8 | 0 | 0 | 1 | 0 | 1 | 0 | 0 |
| Taylor,B | P | .000 | 14 | 0 | 0 | 0 | 0 | 0 | 0 | 0 |
| Velázquez,H | P | 1.000 | 8 | 3 | 2 | 2 | 0 | 4 | 0 | 0 |
| Workman,B | P | 1.000 | 33 | 0 | 1 | 3 | 0 | 4 | 0 | 0 |
| Wright,S | P | .667 | 5 | 5 | 2 | 0 | 1 | 3 | 0 | 0 |

*Rookie

2017
in Review

2017 Statistical Summary, Continued

2017 Batting Profile

| | AVG | G | AB | R | H | 2B | 3B | HR | RBI | SH | SF | HP | BB | SO | SB | CS | E | SLG | OBP |
|--------------------|------|-----|------|-----|------|------|----|-----|-----|----|----|----|-----|------|-----|----|-----|------|------|
| TOTALS | .258 | 162 | 5669 | 785 | 1461 | 302 | 19 | 168 | 735 | 9 | 36 | 53 | 571 | 1224 | 106 | 31 | 93 | .407 | .329 |
| vs Left | .267 | | 1234 | 168 | 329 | 71 | 4 | 31 | 158 | 2 | 8 | 9 | 160 | 255 | 30 | 4 | 31 | .406 | .353 |
| vs Right | .255 | | 4435 | 617 | 1132 | 1804 | 15 | 137 | 577 | 7 | 28 | 44 | 411 | 969 | 76 | 27 | 110 | .407 | .323 |
| Home | .269 | 81 | 2795 | 387 | 752 | 161 | 10 | 73 | 361 | 2 | 20 | 29 | 282 | 590 | 54 | 13 | 57 | .412 | .340 |
| Road | .247 | 81 | 2874 | 398 | 709 | 141 | 9 | 95 | 374 | 7 | 16 | 24 | 289 | 634 | 52 | 18 | 36 | .401 | .319 |
| Day | .254 | 48 | 1628 | 220 | 413 | 93 | 5 | 49 | 211 | 3 | 10 | 15 | 172 | 338 | 35 | 12 | 27 | .407 | .329 |
| Night | .259 | 114 | 4041 | 565 | 1048 | 209 | 14 | 119 | 524 | 6 | 26 | 38 | 399 | 886 | 71 | 19 | 66 | .406 | .333 |
| Grass | .255 | 144 | 4994 | 688 | 1275 | 265 | 18 | 151 | 646 | 8 | 34 | 49 | 501 | 1083 | 81 | 27 | 82 | .406 | .327 |
| Turf | .276 | 18 | 675 | 97 | 186 | 37 | 1 | 17 | 89 | 1 | 2 | 4 | 70 | 141 | 25 | 4 | 11 | .409 | .346 |
| Runners on | .265 | 162 | 2471 | 692 | 656 | 140 | 8 | 75 | 642 | 9 | 36 | 22 | 285 | 541 | 106 | 31 | | .420 | .342 |
| None on | .252 | 162 | 3198 | 93 | 805 | 162 | 11 | 93 | 93 | 0 | 0 | 31 | 286 | 683 | 0 | 0 | | .396 | .319 |
| RISP | .277 | 160 | 1383 | 600 | 383 | 88 | 6 | 40 | 552 | 3 | 36 | 13 | 199 | 305 | 48 | 3 | | .436 | .365 |
| RISP/2 outs | .261 | 160 | 628 | 236 | 164 | 34 | 6 | 18 | 217 | 0 | 0 | 3 | 100 | 151 | 23 | 0 | | .420 | .365 |
| Innings 1-6 | .263 | 162 | 3744 | 524 | 983 | 206 | 11 | 128 | 491 | 6 | 25 | 33 | 355 | 748 | 71 | 26 | 98 | .426 | .330 |
| Innings 7+ | .248 | 162 | 1925 | 261 | 478 | 96 | 8 | 40 | 244 | 3 | 11 | 20 | 216 | 476 | 35 | 5 | 43 | .369 | .329 |
| DH | .244 | 152 | 586 | 71 | 143 | 26 | 0 | 25 | 71 | 0 | 1 | 8 | 66 | 138 | 3 | 4 | 16 | .416 | .328 |
| vs A.L. | .255 | 142 | 4971 | 685 | 1268 | 261 | 15 | 147 | 642 | 5 | 29 | 47 | 489 | 1078 | 98 | 27 | 113 | .402 | .326 |
| vs N.L. | .277 | 20 | 698 | 100 | 193 | 41 | 4 | 21 | 93 | 4 | 7 | 6 | 82 | 146 | 8 | 4 | 28 | .437 | .354 |
| ARI | .000 | 0 | 0 | 0 | 0 | 0 | 0 | 0 | 0 | 0 | 0 | 0 | 0 | 0 | 0 | 0 | 0 | .000 | .000 |
| ATL | .000 | 0 | 0 | 0 | 0 | 0 | 0 | 0 | 0 | 0 | 0 | 0 | 0 | 0 | 0 | 0 | 0 | .000 | .000 |
| BAL | .248 | 19 | 648 | 78 | 161 | 30 | 2 | 17 | 74 | 1 | 5 | 5 | 66 | 104 | 7 | 5 | 14 | .380 | .320 |
| CHC | .302 | 3 | 96 | 15 | 29 | 3 | 1 | 4 | 12 | 0 | 1 | 0 | 9 | 27 | 0 | 1 | 4 | .479 | .358 |
| CIN | .191 | 3 | 94 | 15 | 18 | 6 | 0 | 3 | 15 | 0 | 2 | 0 | 17 | 16 | 0 | 1 | 2 | .351 | .310 |
| CLE | .281 | 7 | 249 | 46 | 70 | 17 | 1 | 13 | 45 | 0 | 1 | 4 | 25 | 70 | 3 | 2 | 4 | .514 | .355 |
| CWS | .260 | 7 | 242 | 43 | 63 | 17 | 0 | 16 | 43 | 0 | 1 | 5 | 22 | 62 | 7 | 2 | 5 | .529 | .333 |
| COL | .000 | 0 | 0 | 0 | 0 | 0 | 0 | 0 | 0 | 0 | 0 | 0 | 0 | 0 | 0 | 0 | 0 | .000 | .000 |
| DET | .285 | 7 | 235 | 33 | 67 | 19 | 0 | 3 | 31 | 0 | 4 | 3 | 32 | 47 | 3 | 1 | 4 | .404 | .372 |
| MIA | .000 | 0 | 0 | 0 | 0 | 0 | 0 | 0 | 0 | 0 | 0 | 0 | 0 | 0 | 0 | 0 | 0 | .000 | .000 |
| HOU | .204 | 7 | 226 | 22 | 46 | 10 | 1 | 6 | 21 | 0 | 0 | 3 | 16 | 60 | 5 | 1 | 2 | .336 | .265 |
| KC | .269 | 6 | 212 | 28 | 57 | 10 | 3 | 6 | 26 | 1 | 4 | 3 | 17 | 41 | 3 | 0 | 4 | .429 | .326 |
| LAD | .000 | 0 | 0 | 0 | 0 | 0 | 0 | 0 | 0 | 0 | 0 | 0 | 0 | 0 | 0 | 0 | 0 | .000 | .000 |
| LAA | .227 | 6 | 198 | 25 | 45 | 10 | 0 | 6 | 21 | 0 | 0 | 2 | 10 | 44 | 1 | 1 | 4 | .369 | .271 |
| MIL | .298 | 3 | 104 | 15 | 31 | 10 | 0 | 3 | 13 | 2 | 0 | 0 | 17 | 25 | 2 | 0 | 3 | .481 | .397 |
| MIN | .307 | 7 | 251 | 51 | 77 | 17 | 2 | 14 | 48 | 0 | 2 | 4 | 32 | 43 | 7 | 0 | 1 | .558 | .391 |
| NYG | .196 | 19 | 642 | 59 | 126 | 17 | 2 | 16 | 56 | 0 | 3 | 4 | 66 | 168 | 8 | 5 | 12 | .304 | .274 |
| NYM | .000 | 0 | 0 | 0 | 0 | 0 | 0 | 0 | 0 | 0 | 0 | 0 | 0 | 0 | 0 | 0 | 0 | .000 | .000 |
| OAK | .291 | 7 | 247 | 40 | 72 | 18 | 1 | 8 | 39 | 0 | 3 | 1 | 18 | 50 | 6 | 2 | 2 | .470 | .338 |
| PHI | .314 | 4 | 153 | 17 | 48 | 13 | 0 | 5 | 17 | 1 | 1 | 2 | 13 | 28 | 1 | 1 | 2 | .497 | .373 |
| SEA | .216 | 6 | 204 | 18 | 44 | 6 | 0 | 4 | 16 | 0 | 1 | 4 | 18 | 41 | 3 | 1 | 1 | .304 | .291 |
| PIT | .252 | 3 | 103 | 12 | 26 | 4 | 1 | 2 | 12 | 0 | 0 | 0 | 11 | 24 | 3 | 0 | 3 | .369 | .325 |
| TB | .262 | 19 | 676 | 89 | 177 | 36 | 0 | 13 | 77 | 2 | 1 | 6 | 60 | 143 | 8 | 3 | 12 | .373 | .327 |
| SD | .000 | 0 | 0 | 0 | 0 | 0 | 0 | 0 | 0 | 0 | 0 | 0 | 0 | 0 | 0 | 0 | 0 | .000 | .000 |
| TEX | .304 | 6 | 217 | 46 | 66 | 9 | 0 | 6 | 41 | 1 | 2 | 1 | 31 | 42 | 7 | 1 | 1 | .429 | .390 |
| SF | .000 | 0 | 0 | 0 | 0 | 0 | 0 | 0 | 0 | 0 | 0 | 0 | 0 | 0 | 0 | 0 | 0 | .000 | .000 |
| TOR | .272 | 19 | 724 | 107 | 197 | 45 | 3 | 19 | 104 | 0 | 2 | 2 | 76 | 163 | 30 | 3 | 11 | .421 | .342 |
| STL | .277 | 4 | 148 | 26 | 41 | 5 | 2 | 4 | 24 | 1 | 3 | 4 | 15 | 26 | 2 | 1 | 2 | .419 | .353 |
| WSH | .000 | 0 | 0 | 0 | 0 | 0 | 0 | 0 | 0 | 0 | 0 | 0 | 0 | 0 | 0 | 0 | 0 | .000 | .000 |

2017
In Review

2017 Statistical Summary, Continued

2017 Pitching Profile

| | W-L | ERA | G | GS | CG | SHO | SV | IP | H | R | ER | HR | HB | BB | SO | WP | BK | AVG |
|-----------------|-------|------|-----|-----|-----|-----|-----|--------|------|-----|-----|-----|----|-----|------|----|----|------|
| TOTALS: | 93-69 | 3.73 | 162 | 162 | 5 | 1 | 39 | 1482.1 | 1384 | 668 | 615 | 195 | 49 | 465 | 1580 | 43 | 3 | .245 |
| vs Left | --- | --- | --- | --- | --- | --- | --- | --- | 469 | --- | --- | 65 | 23 | 169 | 511 | 15 | 3 | .263 |
| vs Right | --- | --- | --- | --- | --- | --- | --- | --- | 915 | --- | --- | 130 | 26 | 296 | 1069 | 28 | 3 | .237 |
| Home | 48-33 | 3.70 | 81 | 81 | 1 | 1 | 17 | 763.0 | 740 | 349 | 314 | 91 | 19 | 225 | 812 | 25 | 2 | .252 |
| Road | 45-36 | 3.77 | 81 | 81 | 4 | 0 | 22 | 719.1 | 644 | 319 | 301 | 104 | 30 | 240 | 768 | 18 | 1 | .237 |
| Day | 25-23 | 3.29 | 48 | 48 | 3 | 1 | 12 | 429.0 | 371 | 172 | 157 | 48 | 15 | 139 | 478 | 10 | 1 | .232 |
| Night | 68-46 | 3.91 | 114 | 114 | 2 | 0 | 27 | 1053.1 | 1013 | 496 | 458 | 147 | 34 | 326 | 1102 | 33 | 2 | .250 |
| Grass | 80-64 | 3.91 | 144 | 144 | 4 | 1 | 33 | 1316.1 | 1263 | 620 | 572 | 175 | 43 | 416 | 1388 | 41 | 3 | .251 |
| Turf | 13-5 | 2.33 | 18 | 18 | 1 | 0 | 6 | 166.0 | 121 | 48 | 43 | 20 | 6 | 49 | 192 | 2 | 0 | .199 |
| vs AL | 77-65 | 3.80 | 142 | 142 | 4 | 1 | 32 | 1293.1 | 1212 | 595 | 546 | 182 | 45 | 407 | 1395 | 37 | 3 | .246 |
| vs NL | 16-4 | 3.29 | 20 | 20 | 1 | 0 | 7 | 189.0 | 172 | 73 | 69 | 13 | 4 | 58 | 185 | 6 | 0 | .242 |
| ARI | 0-0 | 0.00 | 0 | 0 | 0 | 0 | 0 | 0.0 | 0 | 0 | 0 | 0 | 0 | 0 | 0 | 0 | 0 | .000 |
| ATL | 0-0 | 0.00 | 0 | 0 | 0 | 0 | 0 | 0.0 | 0 | 0 | 0 | 0 | 0 | 0 | 0 | 0 | 0 | .000 |
| BAL | 9-10 | 3.95 | 19 | 19 | 0 | 0 | 6 | 171.0 | 173 | 86 | 75 | 23 | 3 | 40 | 170 | 3 | 2 | .257 |
| CHC | 2-1 | 4.00 | 3 | 3 | 0 | 0 | 1 | 27.0 | 26 | 13 | 12 | 6 | 0 | 10 | 29 | 2 | 0 | .241 |
| CIN | 3-0 | 2.33 | 3 | 3 | 0 | 0 | 2 | 27.0 | 21 | 8 | 7 | 1 | 1 | 10 | 32 | 0 | 0 | .221 |
| CLE | 4-3 | 5.31 | 7 | 7 | 1 | 0 | 0 | 61.0 | 59 | 39 | 36 | 12 | 2 | 27 | 60 | 2 | 2 | .251 |
| CWS | 6-1 | 3.23 | 7 | 7 | 0 | 0 | 4 | 64.0 | 59 | 24 | 23 | 5 | 3 | 13 | 79 | 3 | 0 | .242 |
| COL | 0-0 | 0.00 | 0 | 0 | 0 | 0 | 0 | 0.0 | 0 | 0 | 0 | 0 | 0 | 0 | 0 | 0 | 0 | .000 |
| DET | 3-4 | 4.35 | 7 | 7 | 0 | 0 | 2 | 60.0 | 65 | 31 | 29 | 9 | 1 | 21 | 65 | 2 | 0 | .278 |
| MIA | 0-0 | 0.00 | 0 | 0 | 0 | 0 | 0 | 0.0 | 0 | 0 | 0 | 0 | 0 | 0 | 0 | 0 | 0 | .000 |
| HOU | 3-4 | 5.08 | 7 | 7 | 0 | 0 | 2 | 62.0 | 70 | 35 | 35 | 11 | 1 | 29 | 56 | 3 | 0 | .289 |
| KC | 2-4 | 4.75 | 6 | 6 | 0 | 0 | 0 | 53.0 | 56 | 30 | 28 | 7 | 1 | 15 | 43 | 2 | 0 | .277 |
| LAD | 0-0 | 0.00 | 0 | 0 | 0 | 0 | 0 | 0.0 | 0 | 0 | 0 | 0 | 0 | 0 | 0 | 0 | 0 | .000 |
| LAA | 2-4 | 3.98 | 6 | 6 | 1 | 0 | 0 | 52.0 | 51 | 26 | 23 | 5 | 3 | 14 | 49 | 0 | 2 | .255 |
| MIL | 1-2 | 6.48 | 3 | 3 | 0 | 0 | 0 | 25.0 | 31 | 19 | 18 | 2 | 1 | 5 | 20 | 1 | 0 | .310 |
| MIN | 5-2 | 2.87 | 7 | 7 | 0 | 0 | 2 | 62.2 | 50 | 21 | 20 | 6 | 2 | 14 | 69 | 2 | 0 | .217 |
| NYN | 8-11 | 3.95 | 19 | 19 | 0 | 0 | 4 | 173.0 | 168 | 82 | 76 | 27 | 8 | 66 | 189 | 4 | 0 | .250 |
| NYM | 0-0 | 0.00 | 0 | 0 | 0 | 0 | 0 | 0.0 | 0 | 0 | 0 | 0 | 0 | 0 | 0 | 0 | 0 | .000 |
| OAK | 3-4 | 4.57 | 7 | 7 | 0 | 0 | 0 | 61.0 | 57 | 32 | 31 | 11 | 2 | 23 | 76 | 2 | 0 | .247 |
| PHI | 3-1 | 2.70 | 4 | 4 | 1 | 0 | 0 | 40.0 | 36 | 12 | 12 | 2 | 0 | 13 | 38 | 1 | 0 | .234 |
| SEA | 3-3 | 2.38 | 6 | 6 | 1 | 1 | 2 | 56.2 | 48 | 15 | 15 | 5 | 2 | 16 | 58 | 3 | 0 | .226 |
| PIT | 3-0 | 1.50 | 3 | 3 | 0 | 0 | 2 | 30.0 | 20 | 6 | 5 | 1 | 1 | 8 | 27 | 1 | 0 | .187 |
| TB | 11-8 | 3.33 | 19 | 19 | 1 | 0 | 6 | 173.0 | 148 | 70 | 64 | 24 | 7 | 51 | 216 | 5 | 0 | .228 |
| SD | 0-0 | 0.00 | 0 | 0 | 0 | 0 | 0 | 0.0 | 0 | 0 | 0 | 0 | 0 | 0 | 0 | 0 | 0 | .000 |
| TEX | 5-1 | 4.09 | 6 | 6 | 0 | 0 | 0 | 55.0 | 49 | 29 | 25 | 10 | 5 | 12 | 64 | 3 | 0 | .238 |
| SF | 0-0 | 0.00 | 0 | 0 | 0 | 0 | 0 | 0.0 | 0 | 0 | 0 | 0 | 0 | 0 | 0 | 0 | 0 | .000 |
| TOR | 13-6 | 3.14 | 19 | 19 | 0 | 0 | 4 | 189.0 | 159 | 75 | 66 | 27 | 5 | 66 | 201 | 3 | 0 | .225 |
| STL | 4-0 | 3.38 | 4 | 4 | 0 | 0 | 2 | 40.0 | 38 | 15 | 15 | 1 | 1 | 12 | 39 | 1 | 0 | .259 |
| WSH | 0-0 | 0.00 | 0 | 0 | 0 | 0 | 0 | 0.0 | 0 | 0 | 0 | 0 | 0 | 0 | 0 | 0 | 0 | .000 |

2017
in Review

2017 Statistical Breakdown

2017 Major League Standings

| A.L. EAST | W-L | PCT. | GB | LAST 10 | STREAK | HOME | ROAD | vs. EAST | vs. CENT | vs. WEST | vs. NL |
|---------------|--------|------|------|---------|--------|-------|-------|----------|----------|----------|--------|
| *Boston | 93-69 | .574 | - | 5-5 | L1 | 48-33 | 45-36 | 41-35 | 20-14 | 16-16 | 16-4 |
| yNew York | 91-71 | .562 | 2.0 | 6-4 | L1 | 51-30 | 40-41 | 44-32 | 18-15 | 14-19 | 15-5 |
| Tampa Bay | 80-82 | .494 | 13.0 | 6-4 | W4 | 42-39 | 38-43 | 35-41 | 18-15 | 16-17 | 11-9 |
| Toronto | 76-86 | .469 | 17.0 | 5-5 | W1 | 42-39 | 34-47 | 33-43 | 13-18 | 21-14 | 9-11 |
| Baltimore | 75-87 | .463 | 18.0 | 2-8 | L5 | 46-35 | 29-52 | 37-39 | 13-21 | 17-15 | 8-12 |
| A.L. CENTRAL | W-L | PCT. | GB | LAST 10 | STREAK | HOME | ROAD | vs. EAST | vs. CENT | vs. WEST | vs. NL |
| *Cleveland | 102-60 | .630 | - | 7-3 | W1 | 49-32 | 53-28 | 22-12 | 50-26 | 24-8 | 6-14 |
| yMinnesota | 85-77 | .525 | 17.0 | 7-3 | W1 | 41-40 | 44-37 | 15-18 | 41-35 | 16-17 | 13-7 |
| Kansas City | 80-82 | .494 | 22.0 | 5-5 | L1 | 43-38 | 37-44 | 17-15 | 35-41 | 19-15 | 9-11 |
| Chicago | 67-95 | .414 | 35.0 | 6-4 | L1 | 39-42 | 28-53 | 13-20 | 33-43 | 15-18 | 6-14 |
| Detroit | 64-98 | .395 | 38.0 | 2-8 | L1 | 34-47 | 30-51 | 16-17 | 31-45 | 9-24 | 8-12 |
| A.L. WEST | W-L | PCT. | GB | LAST 10 | STREAK | HOME | ROAD | vs. EAST | vs. CENT | vs. WEST | vs. NL |
| *Houston | 101-61 | .623 | - | 8-2 | W1 | 48-33 | 53-28 | 21-13 | 15-17 | 50-26 | 15-5 |
| Los Angeles | 80-82 | .494 | 21.0 | 4-6 | W1 | 43-38 | 44-37 | 19-13 | 11-23 | 39-37 | 11-9 |
| Seattle | 78-84 | .481 | 23.0 | 4-6 | L1 | 40-41 | 37-44 | 13-19 | 18-16 | 35-41 | 12-8 |
| Texas | 78-84 | .481 | 23.0 | 2-8 | L1 | 41-40 | 28-53 | 12-20 | 18-16 | 34-42 | 14-6 |
| Oakland | 75-87 | .463 | 26.0 | 6-4 | W1 | 46-35 | 30-51 | 16-19 | 20-11 | 32-44 | 7-13 |
| N.L. EAST | W-L | PCT. | GB | LAST 10 | STREAK | HOME | ROAD | vs. EAST | vs. CENT | vs. WEST | vs. AL |
| *Washington | 97-65 | .599 | - | 5-5 | L2 | 47-34 | 50-31 | 47-29 | 19-15 | 21-11 | 10-10 |
| Miami | 77-85 | .475 | 20.0 | 5-5 | L1 | 43-38 | 34-47 | 34-42 | 15-19 | 19-13 | 9-11 |
| Atlanta | 72-90 | .444 | 25.0 | 3-7 | W1 | 37-44 | 35-46 | 33-43 | 11-21 | 19-15 | 9-11 |
| New York | 70-92 | .432 | 27.0 | 5-5 | L1 | 37-44 | 33-48 | 37-39 | 14-19 | 12-21 | 7-13 |
| Philadelphia | 66-96 | .407 | 31.0 | 5-5 | W1 | 39-42 | 27-54 | 39-37 | 11-21 | 11-23 | 5-15 |
| N.L. CENTRAL | W-L | PCT. | GB | LAST 10 | STREAK | HOME | ROAD | vs. EAST | vs. CENT | vs. WEST | vs. AL |
| *Chicago | 92-70 | .568 | - | 7-3 | L1 | 48-33 | 44-37 | 21-13 | 46-30 | 13-19 | 12-8 |
| Milwaukee | 86-76 | .531 | 6.0 | 5-5 | W1 | 44-37 | 42-39 | 18-14 | 40-36 | 17-17 | 11-9 |
| St. Louis | 83-79 | .512 | 9.0 | 3-7 | L1 | 44-37 | 39-42 | 22-10 | 34-42 | 19-15 | 8-12 |
| Pittsburgh | 75-87 | .463 | 17.0 | 7-3 | W2 | 44-37 | 31-50 | 21-13 | 33-43 | 11-21 | 10-10 |
| Cincinnati | 68-94 | .420 | 24.0 | 2-8 | W1 | 39-42 | 29-52 | 13-20 | 37-39 | 13-20 | 5-15 |
| N.L. WEST | W-L | PCT. | GB | LAST 10 | STREAK | HOME | ROAD | vs. EAST | vs. CENT | vs. WEST | vs. AL |
| *Los Angeles | 104-58 | .642 | - | 8-2 | W2 | 57-24 | 47-34 | 24-10 | 23-9 | 41-35 | 16-4 |
| yArizona | 93-69 | .574 | 11.0 | 6-4 | W1 | 52-29 | 41-40 | 19-14 | 17-16 | 45-31 | 12-8 |
| yColorado | 87-75 | .537 | 17.0 | 5-5 | L2 | 46-35 | 41-40 | 17-16 | 18-15 | 42-34 | 10-10 |
| San Diego | 71-91 | .438 | 33.0 | 3-7 | L1 | 43-38 | 28-53 | 14-19 | 16-17 | 33-43 | 8-12 |
| San Francisco | 64-98 | .395 | 40.0 | 5-5 | W1 | 38-43 | 26-55 | 9-23 | 18-16 | 29-47 | 8-12 |

* - Clinched Division Title

y - Clinched Playoff Berth

2017 Wild Card Standings

| | W-L | PCT. | GB |
|-----------|--------|------|----|
| Boston | 93-69 | .574 | - |
| Cleveland | 102-60 | .630 | - |
| Houston | 101-61 | .623 | - |

| | W-L | PCT. | GB |
|-------------|-------|------|----|
| zNew York | 91-71 | .562 | - |
| zMinnesota | 85-77 | .525 | - |
| Los Angeles | 80-82 | .494 | 5 |
| Kansas City | 80-82 | .494 | 5 |
| Tampa Bay | 80-82 | .494 | 5 |
| Seattle | 78-84 | .481 | 7 |
| Texas | 78-84 | .481 | 7 |
| Toronto | 76-86 | .469 | 9 |
| Baltimore | 75-87 | .463 | 10 |
| Oakland | 75-87 | .463 | 10 |

| | W-L | PCT. | GB |
|-------------|--------|------|----|
| Washington | 97-65 | .599 | - |
| Chicago | 92-70 | .568 | - |
| Los Angeles | 104-58 | .642 | - |

| | W-L | PCT. | GB |
|-----------|-------|------|----|
| zArizona | 93-69 | .574 | - |
| zColorado | 87-45 | .537 | - |
| Milwaukee | 86-76 | .531 | 1 |
| St. Louis | 83-79 | .512 | 4 |
| Miami | 77-85 | .475 | 10 |

z - Clinched Wild Card

2017
in Review

2017 Statistical Breakdown, Continued

2017 Day-By-Day

| GM | DATE | DAY | D/N | OPP. | SCORE | REC. | POS. | GA/GB | PITCHERS: W / L / SV | ATTEND. | H/R | TOTAL |
|----|--------|-----|-----|--------|------------|-------|-------|-------|---|---------|-----|-----------|
| 1 | 3-Apr | Mon | D | PIT | W5-3 | 1-0 | T-1st | -- | PORCELLO (1-0)/Cole (0-1)/KIMBREL (1) | 36,594* | 1 | 36,594 |
| | 4-Apr | Tue | | | | 1-0 | T-1st | | Off Day | | | |
| 2 | 5-Apr | Wed | N | PIT | W3-0 (12) | 2-0 | T-1st | -- | KELLY (1-0)/Bastardo (0-1) | 36,137 | 2 | 72,731 |
| | 6-Apr | Thu | D | PIT | | 2-0 | T-1st | -- | PPD (Rain) | | | |
| 3 | 7-Apr | Fri | D | at DET | L5-6 | 2-1 | 2nd | -1.0 | Rodriguez (1-0)/HEMBREE (0-1) | 45,013* | 1 | 45,013 |
| 4 | 8-Apr | Sat | D | at DET | L1-4 | 2-2 | 3rd | -2.0 | Zimmermann (1-0)/RODRIGUEZ (0-1)/Wilson (1) | 32,622 | 2 | 77,635 |
| 5 | 9-Apr | Sun | D | at DET | W7-5 | 3-2 | 3rd | -1.0 | BARNES (1-0)/Rondon (0-1)/KIMBREL (2) | 33,662 | 3 | 111,297 |
| 6 | 10-Apr | Mon | D | at DET | L1-2 | 3-3 | 3rd | -1.5 | Wilson (1-0)/SALE (0-1)/Rodriguez (2) | 24,672 | 4 | 135,969 |
| 7 | 11-Apr | Tue | N | BAL | W8-1 | 4-3 | 3rd | -0.5 | POMERANZ (1-0)/Bundy (1-1) | 37,497* | 3 | 110,228 |
| 8 | 12-Apr | Wed | N | BAL | L5-14 | 4-4 | T-3rd | -1.5 | Givens (2-0)/WRIGHT (0-1) | 32,211 | 4 | 142,439 |
| 9 | 13-Apr | Thu | D | PIT | W4-3 | 5-4 | T-2nd | -1.5 | BARNES (2-0)/Nicasio (0-2)/KIMBREL (3) | 32,400 | 5 | 174,839 |
| 10 | 14-Apr | Fri | N | TB | L5-10 | 5-5 | 4th | -2.5 | Archer (2-0)/PORCELLO (1-1) | 36,813 | 6 | 211,652 |
| 11 | 15-Apr | Sat | D | TB | W2-1 | 6-5 | 3rd | -1.5 | SALE (1-1)/Hunter (0-1)/KIMBREL (4) | 36,686* | 7 | 248,338 |
| 12 | 16-Apr | Sun | D | TB | W7-5 | 7-5 | 3rd | -1.5 | KELLY (2-0)/Farquhar (0-1)/KIMBREL (5) | 36,209 | 8 | 284,547 |
| 13 | 17-Apr | Mon | D | TB | W4-3 | 8-5 | 3rd | -1.0 | WRIGHT (1-1)/Snell (0-2)/KIMBREL (6) | 37,318* | 9 | 321,865 |
| 14 | 18-Apr | Tue | N | at TOR | W8-7 | 9-5 | T-1st | -- | JOHNSON (1-0)/Stroman (1-2) | 29,281 | 5 | 165,250 |
| 15 | 19-Apr | Wed | N | at TOR | L0-3 | 9-6 | 3rd | -1.0 | Liriano (1-1)/PORCELLO (1-2)/Osuna (1) | 30,842 | 6 | 196,092 |
| 16 | 20-Apr | Thu | D | at TOR | W4-1 (10) | 10-6 | 3rd | -1.0 | Kimble (1-0)/Gilli (0-2) | 44,283 | 7 | 240,375 |
| 17 | 21-Apr | Fri | N | at BAL | L0-2 | 10-7 | 3rd | -2.0 | Bundy (3-1)/PORCELLO (1-1)/Brach (3) | 34,442 | 8 | 274,817 |
| 18 | 22-Apr | Sat | N | at BAL | L2-4 | 10-8 | 3rd | -3.0 | Aquino (1-0)/WRIGHT (1-2)/O'Day (1) | 35,557 | 9 | 310,274 |
| 19 | 23-Apr | Sun | D | at BAL | W6-2 | 11-8 | 3rd | -2.0 | RODRIGUEZ (1-1)/Gausman (1-2)/KIMBREL (7) | 35,522 | 10 | 345,796 |
| | 24-Apr | Mon | | | | 11-8 | 3rd | -2.5 | Off Day | | | |
| | 25-Apr | Tue | N | NYG | | 11-8 | 3rd | -2.0 | PPD (Rain) | | | |
| 20 | 26-Apr | Wed | N | NYG | L1-3 | 11-9 | 3rd | -3.0 | Severino (2-1)/PORCELLO (1-3)/Chapman (5) | 32,072 | 10 | 353,937 |
| 21 | 27-Apr | Thu | N | NYG | L0-3 | 11-10 | 3rd | -3.5 | Tanaka (3-1)/SALE (1-2) | 34,054 | 11 | 387,991 |
| 22 | 28-Apr | Fri | N | CHC | W5-4 | 12-10 | 3rd | -2.5 | POMERANZ (2-1)/Arieta (3-1)/KIMBREL (8) | 37,051 | 12 | 425,045 |
| 23 | 29-Apr | Sat | D | CHC | L4-7 | 13-10 | 3rd | -3.5 | Lackey (2-3)/WRIGHT (1-3)/Davis (6) | 36,776* | 13 | 461,821 |
| 24 | 30-Apr | Sun | N | CHC | W6-2 | 13-11 | 3rd | -2.5 | BARNES (5-0)/Uehara (0-2) | 36,916* | 14 | 498,737 |
| 25 | 1-May | Mon | N | BAL | L2-5 | 13-12 | 3rd | -3.5 | Bundy (4-1)/PORCELLO (1-4)/Brach (5) | 33,489 | 15 | 532,226 |
| 26 | 2-May | Tue | N | BAL | W5-2 | 14-12 | 3rd | -2.5 | SALE (2-1)/Asher (1-1)/KIMBREL (9) | 32,932 | 16 | 565,158 |
| 27 | 3-May | Wed | N | BAL | W4-2 | 15-12 | 3rd | -2.5 | POMERANZ (3-1)/Gausman (1-3)/KIMBREL (10) | 33,162 | 17 | 598,320 |
| 28 | 4-May | Thu | N | BAL | L3-8 | 15-13 | 3rd | -3.0 | Wilson (2-1)/KENDRICK (0-1) | 36,563 | 18 | 634,883 |
| 29 | 5-May | Fri | N | at MIN | L3-4 | 15-14 | 3rd | -4.0 | Kintzler (1-0)/BARNES (3-1) | 28,707 | 11 | 374,503 |
| 30 | 6-May | Sat | D | at MIN | W11-1 | 16-14 | 3rd | -4.0 | PORCELLO (2-4)/Tepech (0-1) | 30,859 | 12 | 405,362 |
| 31 | 7-May | Sun | D | at MIN | W17-6 | 17-14 | 3rd | -4.0 | SALE (3-2)/Santana (5-1) | 31,763 | 13 | 437,125 |
| | 8-May | Mon | | | | 17-14 | 3rd | -4.5 | Off Day | | | |
| 32 | 9-May | Tue | N | at MIL | L7-11 | 17-15 | 3rd | -5.0 | Torres (2-3)/PORCELLO (3-2) | 22,524 | 14 | 459,649 |
| 33 | 10-May | Wed | N | at MIL | L4-7 | 17-16 | 3rd | -5.0 | Scahill (1-1)/KENDRICK (0-2) | 23,095 | 15 | 482,744 |
| 34 | 11-May | Thu | D | at MIL | W4-1 | 18-16 | 3rd | -4.5 | KIMBREL (2-5)/Feliz (0-4) | 26,499 | 16 | 509,243 |
| 35 | 12-May | Fri | N | TB | L4-5 | 18-17 | 3rd | -4.5 | Cobb (3-3)/PORCELLO (2-5)/Colome (9) | 36,496 | 17 | 617,379 |
| 36 | 13-May | Sat | D | TB | W6-3 | 19-17 | 3rd | -3.5 | SALE (4-2)/Snell (0-4)/KIMBREL (11) | 35,447 | 20 | 706,826 |
| 37 | 14-May | Sun | D | TB | L2-11 | 19-18 | 3rd | -4.0 | Andriese (3-1)/POMERANZ (3-3) | 35,080 | 21 | 741,906 |
| | 15-May | Mon | | | | 19-18 | 3rd | -4.0 | Off Day | | | |
| 38 | 16-May | Tue | N | at STL | W6-3 | 20-18 | 3rd | -4.0 | RODRIGUEZ (2-1)/Lynn (4-2)/KIMBREL (12) | 41,514 | 17 | 550,757 |
| 39 | 17-May | Wed | N | at STL | W5-4 (13) | 21-18 | 3rd | -4.0 | ABAD (1-0)/Tuvalaila (2-1)/TAYLOR (1) | 44,365 | 18 | 595,122 |
| 40 | 18-May | Thu | N | at OAK | L3-8 | 21-19 | 3rd | -4.0 | Gray (1-1)/VELAZQUEZ (0-1) | 12,016 | 19 | 607,138 |
| 41 | 19-May | Fri | N | at OAK | L2-3 (10) | 21-20 | 3rd | -4.0 | Dull (2-2)/HEMBREE (0-2) | 24,728 | 20 | 631,866 |
| 42 | 20-May | Sat | D | at OAK | L3-8 | 21-21 | 4th | -4.5 | Manaea (2-3)/TAYLOR (0-1) | 20,235 | 21 | 652,101 |
| 43 | 21-May | Sun | D | at OAK | W12-3 | 22-21 | 3rd | -4.0 | RODRIGUEZ (3-1)/Triggs (5-3) | 20,691 | 22 | 672,792 |
| | 22-May | Mon | | | | 22-21 | 3rd | -4.5 | Off Day | | | |
| 44 | 23-May | Tue | N | TEX | W11-6 | 23-21 | 3rd | -3.5 | PORCELLO (3-5)/Cashner (1-4) | 34,769 | 22 | 776,675 |
| 45 | 24-May | Wed | N | TEX | W9-4 | 24-21 | 3rd | -3.5 | SALE (5-2)/Dyson (1-5) | 36,089 | 23 | 812,764 |
| 46 | 25-May | Thu | N | TEX | W6-2 | 25-21 | 3rd | -3.0 | POMERANZ (4-3)/Martinez (1-3) | 33,484 | 24 | 846,248 |
| 47 | 26-May | Fri | N | SEA | W3-0 | 26-21 | 2nd | -2.0 | RODRIGUEZ (4-1)/Gallardo (2-5)/KIMBREL (13) | 35,080 | 25 | 881,328 |
| 48 | 27-May | Sat | D | SEA | W6-0 | 27-21 | 2nd | -2.0 | JOHNSON (2-0)/Whalen (0-1) | 36,985* | 26 | 918,313 |
| 49 | 28-May | Sun | D | SEA | L0-5 | 27-22 | 2nd | -3.0 | Bergman (2-2)/PORCELLO (3-6) | 37,174* | 27 | 955,487 |
| 50 | 29-May | Mon | D | at CWS | L4-5 | 27-23 | 2nd | -3.0 | Minaya (1-0)/BARNES (3-2)/Robertson (8) | 27,148 | 23 | 699,940 |
| 51 | 30-May | Tue | N | at CWS | W13-7 | 28-23 | 2nd | -3.0 | SALE (6-2)/Quintana (2-7)/KIMBREL (14) | 21,852 | 24 | 721,792 |
| 52 | 31-May | Wed | N | at CWS | W4-1 | 29-23 | 2nd | -2.0 | POMERANZ (5-3)/Swarzack (2-1)/KIMBREL (15) | 19,075 | 25 | 740,867 |
| 53 | 1-Jun | Thu | N | at BAL | L5-7 | 29-24 | 2nd | -3.0 | Miley (2-3)/RODRIGUEZ (4-2) | 20,150 | 26 | 761,017 |
| 54 | 2-Jun | Fri | N | at BAL | L2-3 | 29-25 | 3rd | -3.0 | Asher (2-1)/PORCELLO (3-7)/BRACH (11) | 33,193 | 27 | 794,210 |
| 55 | 3-Jun | Sat | N | at BAL | W5-2 | 30-25 | 2nd | -3.0 | PRICE (1-0)/Bundy (6-4)/KIMBREL (16) | 35,470 | 28 | 829,680 |
| 56 | 4-Jun | Sun | D | at BAL | W7-3 | 31-25 | 2nd | -2.0 | SALE (7-2)/Timmy (1-3) | 31,819 | 29 | 861,499 |
| | 5-Jun | Mon | | | | 31-25 | 2nd | -2.0 | Off Day | | | |
| 57 | 6-Jun | Tue | N | NYG | W5-4 | 32-25 | 2nd | -1.0 | POMERANZ (6-3)/Tanaka (5-6)/KIMBREL (17) | 41,516 | 30 | 903,015 |
| 58 | 7-Jun | Wed | N | at NYG | L0-8 | 32-26 | 2nd | -2.0 | Sabattha (7-2)/PORCELLO (3-8) | 44,380 | 31 | 947,395 |
| 59 | 8-Jun | Thu | N | at NYG | L1-9 | 32-27 | 2nd | -3.0 | Pineda (7-3)/PRICE (1-1) | 46,194* | 32 | 993,589 |
| 60 | 9-Jun | Fri | N | DET | W5-3 | 33-27 | 2nd | -3.0 | BARNES (4-3)/Wilson (1-3)/KIMBREL (18) | 36,853* | 28 | 992,340 |
| 61 | 10-Jun | Sat | N | DET | W11-3 | 34-27 | 2nd | -3.0 | SALE (8-2)/Saupold (1-1) | 37,162* | 29 | 1,029,502 |
| 62 | 11-Jun | Sun | N | DET | L3-8 | 34-28 | 2nd | -4.0 | Norris (3-4)/POMERANZ (6-4) | 35,457 | 30 | 1,064,959 |
| 63 | 12-Jun | Mon | N | PHI | W 6-5 (11) | 35-28 | 2nd | -4.0 | BARNES (5-2)/Fien (0-1) | 36,757* | 31 | 1,101,716 |
| 64 | 13-Jun | Tue | N | PHI | W4-3 (12) | 36-28 | 2nd | -4.0 | ABAD (2-0)/Garcia (1-1) | 37,141* | 32 | 1,138,857 |
| 65 | 14-Jun | Wed | N | at PHI | W7-3 | 37-28 | 2nd | -2.0 | VELAZQUEZ (1-1)/Hellickson (5-5) | 28,263 | 33 | 1,021,852 |
| 66 | 15-Jun | Thu | N | at PHI | L0-1 | 37-29 | 2nd | -2.0 | Pivetta (2-1)/SALE (8-3)/Neris (6) | 30,729 | 34 | 1,052,581 |
| 67 | 16-Jun | Fri | N | at PHI | W2-1 | 38-29 | 2nd | -1.0 | KELLY (3-0)/Harris (2-2)/KIMBREL (19) | 36,189 | 35 | 1,088,770 |
| 68 | 17-Jun | Sat | N | at HOU | L1-7 | 38-30 | 2nd | -1.0 | Paulino (1-0)/PORCELLO (3-9) | 41,017* | 36 | 1,129,787 |
| 69 | 18-Jun | Sun | N | at HOU | W6-5 | 39-30 | T-1st | -- | PRICE (2-1)/Musgrove (4-6)/KIMBREL (20) | 38,389 | 37 | 1,168,176 |
| 70 | 19-Jun | Mon | N | at KC | L2-4 | 39-31 | 2nd | -0.5 | Hammel (4-6)/BOYER (0-1)/Herrera (16) | 27,992 | 38 | 1,196,168 |
| 71 | 20-Jun | Tue | N | at KC | W8-3 | 40-31 | 1st | 0.5 | SALE (9-3)/Strahm (2-4) | 25,983 | 39 | 1,222,151 |
| 72 | 21-Jun | Wed | D | at KC | L4-6 | 40-32 | 2nd | -0.5 | Soria (3-2)/SCOTT (0-1)/Herrera (17) | 30,826 | 40 | 1,252,977 |
| | 22-Jun | Thu | | | | 40-32 | T-1st | -- | Off Day | | | |
| 73 | 23-Jun | Fri | N | LAA | W9-4 | 41-32 | T-1st | -- | PORCELLO (4-9)/Meyer (3-4) | 37,034* | 33 | 1,175,891 |
| 74 | 24-Jun | Sat | N | LAA | L3-6 | 41-33 | T-1st | -- | Ramirez (7-5)/PRICE (2-2)/Parker (4) | 36,868* | 34 | 1,212,759 |
| 75 | 25-Jun | Sun | D | LAA | L2-4 | 41-34 | T-1st | -- | Bridwell (2-0)/FISTER (0-1)/Petit (1) | 36,474* | 35 | 1,249,233 |
| 76 | 26-Jun | Mon | N | MIN | W4-1 | 42-34 | T-1st | -- | SALE (10-3)/Berrios (7-2)/KIMBREL (21) | 37,172* | 36 | 1,286,405 |
| 77 | 27-Jun | Tue | N | MIN | W9-2 | 43-34 | 1st | 1.0 | POMERANZ (7-4)/Santiago (4-7) | 36,804* | 37 | 1,323,209 |
| 78 | 28-Jun | Wed | N | MIN | L1-4 | 43-35 | T-1st | -- | Mejia (3-2)/PORCELLO (4-10)/Kintzler (21) | 37,487* | 38 | 1,360,696 |
| 79 | 29-Jun | Thu | N | MIN | W6-3 | 44-35 | 1st | 1.0 | PRICE (3-2)/Gibson (4-6)/KIMBREL (22) | 37,445* | 39 | 1,398,141 |
| 80 | 30-Jun | Fri | N | at TOR | W7-4(11) | 45-35 | 1st | 1.0 | BOYER (1-1)/Loup (2-2)/KIMBREL (23) | 41,357* | 40 | 1,294,334 |
| 81 | 1-Jul | Sat | D | at TOR | W7-1 | 46-35 | 1st | 2.0 | SALE (11-3)/Liriano (4-4) | 46,672* | 42 | 1,341,006 |
| 82 | 2-Jul | Sun | D | at TOR | W15-1 | 47-35 | 1st | 3.0 | POMERANZ (8- | | | |

2017 Statistical Breakdown, Continued

2017 Day-By-Day

| GM | DATE | DAY | D/N | OPP. | SCORE | REC. | POS. | GA/GB | PITCHERS: W / L / SV | ATTEND. | H/R NO. | H/R TOTAL |
|-----|--------|-----|-----|--------|----------------|-------|------|-------|---|---------|---------|-----------|
| 83 | 3-Jul | Mon | N | at TEX | W7-5(11) | 48-35 | 1st | 3.0 | HEMBREE (1-2)/Frien (0-1) | 45,448 | 44 | 1,433,150 |
| 84 | 4-Jul | Tue | N | at TEX | W11-4 | 49-35 | 1st | 4.0 | PRICE (4-2)/Darvisch (6-7) | 43,267 | 45 | 1,476,417 |
| 85 | 5-Jul | Wed | N | at TEX | L2-8 | 49-36 | 1st | 4.0 | Cashner (4-7)/FISTER (0-2) | 32,276 | 46 | 1,508,693 |
| 86 | 6-Jul | Thu | N | at TB | L1-4 | 49-37 | 1st | 3.5 | Faria (4-0)/SALE (11-4)/Colome (23) | 23,375 | 47 | 1,532,068 |
| 87 | 7-Jul | Fri | N | at TB | W8-3 | 50-37 | 1st | 4.5 | POMERANZ (9-4)/Odorizzi (5-4) | 24,842 | 48 | 1,556,910 |
| 88 | 8-Jul | Sat | D | at TB | L0-1 | 50-38 | 1st | 3.5 | Cobb (7-6)/PORCELLO (4-11)/Colome (24) | 23,419 | 49 | 1,580,329 |
| 89 | 9-Jul | Sun | D | at TB | L3-5 | 50-39 | 1st | 3.5 | Boxberger (1-0)/KELLY (3-1)/Colome (25) | 20,812 | 50 | 1,601,141 |
| | 10-Jul | Mon | | | ALL-STAR BREAK | | | | | | | |
| | 11-Jul | Tue | | | ALL-STAR BREAK | | | | | | | |
| | 12-Jul | Wed | | | ALL-STAR BREAK | | | | | | | |
| | 13-Jul | Thu | | | ALL-STAR BREAK | | | | | | | |
| 90 | 14-Jul | Fri | N | NYG | W5-4 | 51-39 | 1st | 3.5 | SCOTT (1-1)/Chapman (2-1) | 37,570* | 40 | 1,435,711 |
| 91 | 15-Jul | Sat | D | NYG | L1-4(16) | 51-40 | 1st | 2.5 | Heller (1-0)/FISTER (0-3) | 36,936* | 41 | 1,472,647 |
| 92 | 16-Jul | Sun | D | NYG | L0-3 | 51-41 | 1st | 2.5 | Sabathia (8-3)/PORCELLO (4-12)/Chapman (12) | 37,343* | 42 | 1,509,990 |
| 93 | 16-Jul | Sun | N | NYG | W3-0 | 52-41 | 1st | 3.0 | PRICE (5-2)/Tanaka (7-9)/KIMBREL (24) | 36,719* | 43 | 1,546,709 |
| 94 | 17-Jul | Mon | N | TOR | L3-4 | 52-42 | 1st | 2.0 | Tepera (5-1)/HEMBREE (1-3)/Osuna (23) | 36,144 | 44 | 1,582,853 |
| 95 | 18-Jul | Tue | N | TOR | W5-4(15) | 53-42 | 1st | 2.0 | VELÁZQUEZ (2-1)/Bolsinger (0-3) | 36,488 | 45 | 1,619,341 |
| 96 | 19-Jul | Wed | N | TOR | W5-1 | 54-42 | 1st | 3.0 | POMERANZ (10-4)/Sanchez (1-3) | 37,360* | 46 | 1,656,701 |
| 97 | 20-Jul | Thu | D | TOR | L6-8 | 54-43 | 1st | 2.5 | Leone (2-0)/FISTER (0-4)/Osuna (24) | 37,394* | 47 | 1,693,795 |
| 98 | 21-Jul | Fri | N | at LAA | W6-2 | 55-43 | 1st | 3.5 | SALE (12-4)/Nolasco (4-11) | 37,714 | 51 | 1,638,855 |
| 99 | 22-Jul | Sat | N | at LAA | L3-7 | 55-44 | 1st | 3.5 | Ramirez (9-8)/PRICE (5-3) | 43,829* | 52 | 1,682,684 |
| 100 | 23-Jul | Sun | D | at LAA | L2-3 | 55-45 | 1st | 2.5 | Bridwell (1-1)/PORCELLO (4-13)/NORRIS (15) | 40,471 | 53 | 1,723,155 |
| 101 | 24-Jul | Mon | N | at SEA | L0-4 | 55-46 | 1st | 2.0 | Paxon (10-3)/RODRIGUEZ (4-3) | 29,262 | 54 | 1,752,417 |
| 102 | 25-Jul | Tue | N | at SEA | L5-6(13) | 55-47 | 1st | 1.0 | Zych (5-2)/FISTER (0-5) | 28,992 | 55 | 1,781,409 |
| 103 | 26-Jul | Wed | D | at SEA | W4-0 | 56-47 | 1st | 1.0 | SALE (13-4)/Moore (1-3)/KIMBREL (25) | 39,797 | 56 | 1,821,206 |
| | 27-Jul | Thu | | | Off Day | 56-47 | 1st | 0.5 | | | | 1,821,206 |
| 104 | 28-Jul | Fri | N | KC | L2-4 | 56-48 | 2nd | -0.5 | Vargas (13-4)/PORCELLO (4-14)/Herrera (22) | 37,321* | 48 | 1,731,116 |
| 105 | 29-Jul | Sat | N | KC | W9-8(10) | 57-48 | 2nd | -0.5 | BARNES (2-3)/Minor (5-3) | 36,912* | 49 | 1,768,028 |
| 106 | 30-Jul | Sun | D | KC | L3-5 | 57-49 | 2nd | -0.5 | Hammel (5-8)/BARNES (6-3)/Herrera (23) | 36,480* | 50 | 1,804,508 |
| 107 | 31-Jul | Mon | N | CLE | W6-2 | 58-49 | 2nd | -0.5 | FISTER (1-5)/CLEVING (5-4) | 37,169* | 51 | 1,841,677 |
| 108 | 1-Aug | Tue | N | CLE | W12-10 | 59-49 | 1st | 0.5 | KIMBREL (3-0)/Allen (0-6) | 37,126* | 52 | 1,878,803 |
| | 2-Aug | Wed | N | CLE | | 59-49 | 1st | 1.0 | PPD (Rain) | | | |
| 109 | 3-Aug | Thu | N | CWS | W9-5 | 60-49 | 1st | 2.0 | PORCELLO (5-14)/González (5-10) | 37,442* | 53 | 1,916,245 |
| 110 | 4-Aug | Fri | N | CWS | W3-2(11) | 61-49 | 1st | 3.0 | HEMBREE (2-3)/Bummer (0-2) | 36,612* | 54 | 1,952,857 |
| 111 | 5-Aug | Sat | N | CWS | W4-1 | 62-49 | 1st | 3.0 | POMERANZ (11-4)/Shields (2-4)/KIMBREL (26) | 36,599* | 55 | 1,989,456 |
| 112 | 6-Aug | Sun | D | CWS | W6-3 | 63-49 | 1st | 3.0 | FISTER (2-5)/Pelfrey (3-10)/KIMBREL (27) | 37,283* | 56 | 2,026,739 |
| | 7-Aug | Mon | | | Off Day | 63-49 | 1st | 3.0 | | | | |
| 113 | 8-Aug | Tue | N | at TB | W2-0 | 64-49 | 1st | 4.0 | SALE (14-4)/Pruitt (6-3)/KIMBREL (28) | 22,328 | 57 | 1,843,534 |
| 114 | 9-Aug | Wed | N | at TB | W8-2 | 65-49 | 1st | 4.0 | PORCELLO (6-14)/Odorizzi (6-5) | 11,853 | 58 | 1,855,387 |
| | 10-Aug | Thu | | | Off Day | 65-49 | 1st | 4.5 | | | | |
| 115 | 11-Aug | Fri | N | at NYY | L4-5 | 65-50 | 1st | 3.5 | Warren (3-2)/REED (0-1)/Chapman (15) | 46,509* | 59 | 1,901,896 |
| 116 | 12-Aug | Sat | D | at NYY | W10-5 | 66-50 | 1st | 4.5 | POMERANZ (12-4)/Severino (9-5) | 47,241* | 60 | 1,949,137 |
| 117 | 13-Aug | Sun | N | at NYY | W3-2(10) | 67-50 | 1st | 5.5 | KIMBREL (4-0)/Chapman (4-2) | 46,610* | 61 | 1,995,747 |
| 118 | 14-Aug | Mon | N | CLE | L3-7 | 67-51 | 1st | 4.5 | Bauer (11-8)/FISTER (2-6) | 37,430* | 57 | 2,064,169 |
| 119 | 15-Aug | Tue | N | STL | W10-4 | 68-51 | 1st | 4.5 | PORCELLO (7-14)/Leake (7-11) | 37,345* | 58 | 2,101,514 |
| 120 | 16-Aug | Wed | N | STL | W5-4 | 69-51 | 1st | 4.5 | KIMBREL (5-0)/Duke (0-1) | 37,181* | 59 | 2,138,695 |
| | 17-Aug | Thu | | | Off Day | 69-51 | 1st | 4.0 | | | | |
| 121 | 18-Aug | Fri | N | NYG | W9-6 | 70-51 | 1st | 5.0 | REED (1-1)/Kahnle (2-4)/KIMBREL (29) | 36,784* | 60 | 2,175,479 |
| 122 | 19-Aug | Sat | N | NYG | L3-4 | 70-52 | 1st | 4.0 | Sabathia (10-9)/SALE (14-5)/Betances (9) | 37,274* | 61 | 2,212,753 |
| 123 | 20-Aug | Sun | D | NYG | W5-1 | 71-52 | 1st | 5.0 | PORCELLO (8-14)/Gray (7-8) | 36,911* | 62 | 2,249,664 |
| 124 | 21-Aug | Mon | N | at CLE | L4-5 | 71-53 | 1st | 4.5 | Allen (1-6)/WORKMAN (0-1) | 21,428 | 62 | 2,021,175 |
| 125 | 22-Aug | Tue | N | at CLE | W9-1 | 72-53 | 1st | 4.5 | FISTER (3-6)/Carrasco (12-6) | 19,563 | 63 | 2,036,738 |
| 126 | 23-Aug | Wed | N | at CLE | W6-1 | 73-53 | 1st | 4.5 | POMERANZ (13-4)/Kluber (12-4) | 25,346 | 64 | 2,062,084 |
| 127 | 24-Aug | Thu | N | at CLE | L6-13 | 73-54 | 1st | 4.5 | Bauer (13-8)/SALE (14-6) | 21,643 | 65 | 2,083,727 |
| 128 | 25-Aug | Fri | N | BAL | L3-16 | 73-55 | 1st | 4.5 | Hellickson (2-2)/PORCELLO (8-15) | 37,191* | 63 | 2,286,855 |
| 129 | 26-Aug | Sat | D | BAL | L10-7 | 73-56 | 1st | 3.5 | Gausman (10-9)/RODRIGUEZ (4-4) | 36,655* | 64 | 2,323,510 |
| 130 | 27-Aug | Sun | D | BAL | L1-2 | 73-57 | 1st | 2.5 | Miley (8-10)/FISTER (3-7) | 36,625* | 65 | 2,360,135 |
| 131 | 28-Aug | Mon | N | at TOR | W6-5 | 74-57 | 1st | 3.5 | POMERANZ (14-4)/Barnes (2-5)/KIMBREL (30) | 35,630 | 66 | 2,119,357 |
| 132 | 29-Aug | Tue | N | at TOR | W3-0 | 75-57 | 1st | 4.0 | SALE (15-6)/Anderson (0-1)/KIMBREL (31) | 34,674 | 67 | 2,154,627 |
| 133 | 30-Aug | Wed | N | at TOR | W7-1 | 76-57 | 1st | 5.5 | PORCELLO (9-15)/Kahler (0-2) | 37,693 | 68 | 2,191,724 |
| 134 | 31-Aug | Thu | N | at NYY | L2-6 | 76-58 | 1st | 4.5 | Sabathia (11-5)/RODRIGUEZ (4-5) | 43,309 | 69 | 2,235,033 |
| 135 | 1-Sep | Fri | N | at NYY | W4-1 | 77-58 | 1st | 5.5 | FISTER (4-7)/Gray (8-9)/KIMBREL (32) | 42,332 | 70 | 2,277,365 |
| 136 | 2-Sep | Sat | D | at NYY | L1-5 | 77-59 | 1st | 4.5 | POMERANZ (14-5)/Tanaka (11-10) | 46,536* | 71 | 2,323,901 |
| 137 | 3-Sep | Sun | N | at NYY | L2-9 | 77-60 | 1st | 3.5 | SALE (15-7)/Severino (12-6) | 46,717* | 72 | 2,370,618 |
| 138 | 4-Sep | Mon | N | TOR | L4-10 | 77-61 | 1st | 2.5 | Happ (7-10)/PORCELLO (9-16) | 34,311 | 66 | 2,394,446 |
| 139 | 5-Sep | Tue | N | TOR | W3-2(19) | 78-61 | 1st | 3.5 | VELÁZQUEZ (3-1)/Rowley (1-2) | 33,009 | 67 | 2,427,455 |
| 140 | 6-Sep | Wed | N | TOR | W6-1 | 79-61 | 1st | 4.0 | FISTER (5-7)/Biagini (3-10) | 33,190 | 68 | 2,460,645 |
| | 7-Sep | Thu | | | Off Day | 79-61 | 1st | 3.5 | | | | |
| 141 | 8-Sep | Fri | N | TB | W9-3 | 80-61 | 1st | 4.5 | POMERANZ (15-5)/Archer (9-9) | 34,781 | 69 | 2,495,426 |
| 142 | 9-Sep | Sat | N | TB | W9-0 | 81-61 | 1st | 4.5 | SALE (16-7)/Andriese (5-3) | 36,734* | 70 | 2,532,160 |
| 143 | 10-Sep | Sun | D | TB | L1-4 | 81-62 | 1st | 3.5 | Cobb (11-9)/PORCELLO (9-17)/Colomé (43) | 35,859* | 71 | 2,568,019 |
| | 11-Sep | Mon | | | Off Day | 81-62 | 1st | 3.0 | | | | |
| 144 | 12-Sep | Tue | N | OAK | W11-1 | 82-62 | 1st | 4.0 | RODRIGUEZ (5-5)/Manaea (10-10) | 34,355 | 72 | 2,602,474 |
| 145 | 13-Sep | Wed | N | OAK | L3-7 | 82-63 | 1st | 3.0 | Cotton (8-10)/FISTER (5-8) | 36,366 | 73 | 2,638,740 |
| 146 | 14-Sep | Thu | D | OAK | W6-2 | 83-63 | 1st | 3.0 | POMERANZ (16-5)/Gossett (4-9) | 35,470 | 74 | 2,674,210 |
| 147 | 15-Sep | Fri | N | at TB | W13-6(15) | 84-63 | 1st | 3.0 | WORKMAN (1-1)/Pruitt (7-5) | 16,006 | 73 | 2,386,624 |
| 148 | 16-Sep | Sat | N | at TB | W3-1 | 85-63 | 1st | 3.0 | PORCELLO (10-17)/Cobb (11-10)/KIMBREL (33) | 14,942 | 74 | 2,401,566 |
| 149 | 17-Sep | Sun | D | at TB | L2-3 | 85-64 | 1st | 3.0 | Odorizzi (9-8)/RODRIGUEZ (5-6)/Colomé (45) | 14,936 | 75 | 2,416,502 |
| 150 | 18-Sep | Mon | N | at BAL | W10-8(11) | 86-64 | 1st | 3.0 | BARNES (7-3)/Castro (3-2)/SMITH (1) | 16,716 | 76 | 2,433,218 |
| 151 | 19-Sep | Tue | N | at BAL | W1-0(11) | 87-64 | 1st | 3.0 | KELLY (6-1)/Brach (4-5)/BARNES (1) | 21,449 | 77 | 2,454,667 |
| 152 | 20-Sep | Wed | N | at BAL | W9-0 | 88-64 | 1st | 3.0 | SALE (17-7)/Miley (8-14) | 16,906 | 78 | 2,471,573 |
| | 21-Sep | Thu | | | Off Day | 88-64 | 1st | 3.0 | | | | 2,471,573 |
| 153 | 22-Sep | Fri | N | at CIN | W5-4 | 89-64 | 1st | 4.0 | PRICE (6-3)/Romano (5-7)/KIMBREL (34) | 23,463 | 79 | 2,495,036 |
| 154 | 23-Sep | Sat | D | at CIN | W5-0 | 90-64 | 1st | 4.0 | RODRIGUEZ (6-6)/Stephenson (5-6) | 36,076 | 80 | 2,531,112 |
| 155 | 24-Sep | Sun | D | at CIN | W5-4 | 91-64 | 1st | 5.0 | SCOTT (2-1)/Miglesias (3-3)/KIMBREL (35) | 25,545 | 81 | 2,556,657 |
| 156 | 25-Sep | Mon | N | TOR | L4-6 | 91-65 | 1st | 4.0 | Anderson (2-2)/POMERANZ (16-6)/Osuna (38) | 33,940 | 75 | 2,708,150 |
| 157 | 26-Sep | Tue | N | TOR | L4-9 | 91-66 | 1st | 3.0 | Happ (10-11)/SALE (17-8) | 33,999 | 76 | 2,742,149 |
| 158 | 27-Sep | Wed | N | TOR | W10-7 | 92-66 | 1st | 3.0 | PORCELLO (11-17)/Estrada (10-9) | 34,445 | 77 | 2,776,594 |
| 159 | 28-Sep | Thu | N | HOU | L2-12 | 92-67 | 1st | 3.0 | Peacock (13-2)/RODRIGUEZ (6-7) | 34,222 | 78 | 2,810,816 |
| 160 | 29-Sep | Fri | N | HOU | L2-3 | 92-68 | 1st | 2.0 | Morton (14-7)/FISTER (5-9)/Giles (34) | 36,623* | 79 | 2,847,339 |
| 161 | 30-Sep | Sat | N | HOU | W6-3 | 93-68 | 1st | 2.0 | POMERANZ (17-6)/McCullers (7-4) | 35,722 | 80 | 2,883,161 |
| 162 | 1-Oct | Sun | D | HOU | L3-4 | 93-69 | 1st | 2.0 | Mchugh (5-2)/Abad (2-1)/Clippard (5) | 34,517 | 81 | 2,917,678 |

2017
in Review

2017 Statistical Breakdown, Continued

Red Sox By Months

April (13-11), May (16-12), June (16-12), July (13-14), August (18-9), September (17-10), October (0-1)

Red Sox Record When...

| | | | | | |
|-------------------------------|---------|-----------------------------|-------------|-------------------------------|---------|
| Overall | 93-69 | AL East Standing..... | 1st, 2.0 GA | At home..... | 48-33 |
| On road..... | 45-36 | In day games | 25-23 | In night games | 68-46 |
| vs. AL East..... | 41-35 | vs. AL Central..... | 20-14 | vs. AL West | 16-16 |
| vs. National League..... | 16-4 | vs. RH starter..... | 75-50 | vs. LH starter..... | 18-19 |
| Leading after 6 innings | 66-9 | Tied after 6 innings..... | 11-5 | Trailing after 6 innings..... | 16-55 |
| Leading after 7 innings | 70-5 | Tied after 7 innings..... | 12-6 | Trailing after 7 innings..... | 11-58 |
| Leading after 8 innings | 76-1 | Tied after 8 innings..... | 12-3 | Trailing after 8 innings..... | 5-65 |
| Red Sox score 1st..... | 62-20 | Opponent scores 1st..... | 31-49 | Shutouts | 11-10 |
| Scoring less than 3 runs..... | 4-36 | Scoring 3 or 4 runs..... | 19-25 | Scoring 5 or more runs | 70-8 |
| Red Sox hit HR | 69-36 | Red Sox hit 0 HR..... | 24-33 | One-run games..... | 22-19 |
| Two-run games | 10-12 | Walk-offs | 10-4 | Extra innings (home) | 7-1 |
| Extra innings (road)..... | 8-2 | Extra innings (total) | 15-3 | Series openers | 30-24 |
| Series finales | 31-23 | Series W-L-T (home)..... | 16-8-4 | Series W-L-T (road) | 13-10-3 |
| Series W-L-T (total)..... | 29-18-7 | Series sweeps (home)..... | 6-3 | Series sweeps (road)..... | 6-0 |
| Series sweeps (total)..... | 12-3 | Come-from-behind wins..... | 43 | | |

| Runs By Innings | 1 | 2 | 3 | 4 | 5 | 6 | 7 | 8 | 9 | 10+ | TOTAL |
|-----------------|-----|-----|----|----|-----|----|----|----|----|-----|-------|
| RED SOX | 85 | 101 | 65 | 86 | 111 | 76 | 82 | 83 | 64 | 32 | 785 |
| Opponents | 103 | 84 | 64 | 72 | 92 | 76 | 68 | 56 | 45 | 8 | 668 |

Pitching Breakdown

| | W-L | ERA | IP | H | R | ER | BB | SO | HR |
|-----------|----------|------|-------|-----|-----|-----|-----|------|-----|
| Starters | 64-54 | 4.06 | 951.1 | 942 | 470 | 429 | 286 | 1001 | 136 |
| Relievers | 29-15-39 | 3.15 | 531.0 | 442 | 198 | 186 | 179 | 579 | 59 |

Catching Breakdown

| | CS | SBA | CS% | PB | PICKOFFS |
|---------|----|-----|------|----|----------|
| Leon | 16 | 47 | 34.0 | 7 | 0 |
| Swihart | 0 | 1 | 0.0 | 1 | 0 |
| Vázquez | 19 | 48 | 39.6 | 11 | 2 |

Red Sox Manager Challenges

| TOTAL | OVERTURNED | CONFIRMED | STOOD |
|-------|------------|-----------|-------|
| 41 | 16 | 8 | 17 |

Outfield Assists (28)

| | |
|-------------------------|----|
| Andrew Benintendi | 11 |
| Mookie Betts..... | 8 |
| Jackie Bradley Jr. | 6 |
| Brock Holt..... | 2 |
| Chris Young..... | 1 |

Ejections (5)

4/21 at BAL (9th inning) Brian Butterfield by 3B umpire Alan Porter
 4/23 at BAL (8th inning) Matt Barnes by HP umpire Andy Fletcher
 6/24 vs. LAA (7th inning) John Farrell by 3B umpire Bill Miller
 7/22 vs. LAA (5th inning) John Farrell by HP Phil Cuzzi
 9/3 at NYY (6th inning) Carl Willis by Sam Holbrook

2017 Statistical Breakdown, Continued

Starts By Batting Order (Total, Red Sox W-L)

1st: Betts (81, 46-35), Bogaerts (27, 16-11), Davis (4, 2-2), Holt (5, 3-2), Núñez (25, 14-11), Pedroia (20, 12-8)
2nd: Benintendi (62, 37-25), Betts (14, 8-6), Bogaerts (1, 0-1), Bradley Jr. (1, 0-1), Holt (5, 4-1), Núñez (8, 4-4), Pedroia (63, 36-27), Rutledge (1, 1-0), Vázquez (1, 1-0), Young (6, 2-4)
3rd: Benintendi (42, 26-16), Betts (40, 21-19), Bogaerts (60, 33-27), Bradley Jr. (1, 0-1), Núñez (4, 4-0), Pedroia (13, 8-5), Vázquez (1, 0-1), Young (1, 1-0)
4th: Benintendi (17, 11-6), Betts (18, 13-5), Devers (1, 0-1), Moreland (50, 25-25), Núñez (1, 1-0), Ramirez (71, 40-31), Young (4, 3-1)
5th: Benintendi (12, 7-5), Bogaerts (9, 5-4), Bradley Jr. (15, 9-6), Devers (15, 10-5), Moreland (44, 29-15), Pedroia (2, 1-1), Ramirez (36, 21-15), Sandoval (2, 0-2), Travis (6, 1-5), Vázquez (3, 2-1), Young (18, 8-10)
6th: Benintendi (9, 3-6), Bogaerts (42, 24-18), Bradley Jr. (28, 15-13), Devers (17, 11-6), Leon (1, 0-1), Moreland (17, 11-6), Pedroia (5, 3-2), Ramirez (12, 6-6), Rutledge (3, 2-1), Selsky (1, 1-0), Travis (6, 5-1), Vázquez (7, 5-2), Young (14, 7-7)
7th: Benintendi (1, 1-0), Bogaerts (4, 4-0), Bradley Jr. (36, 22-14), Davis (1, 0-1), Devers (17, 11-6), Hernandez (1, 1-0), Holt (8, 4-4), Leon (11, 6-5), Marrero (4, 1-3), Moreland (15, 10-5), Ramirez (6, 4-2), Rutledge (14, 2-12), Sandoval (12, 8-4), Travis (6, 4-2), Vázquez (13, 9-4), Young (13, 6-7)
8th: Bradley Jr. (13, 5-8), Davis (2, 1-1), Devers (2, 0-2), Hernandez (3, 1-2), Holt (7, 5-2), Leon (49, 30-19), Lin (4, 4-0), Marrero (6, 4-2), Moreland (2, 2-0), Rutledge (7, 5-2), Sandoval (12, 6-6), Travis (1, 0-1), Vázquez (45, 25-20), Young (9, 5-4)
9th: Bradley Jr. (37, 25-12), Davis (1, 0-1), Devers (4, 2-2), Fister (1, 1-0), Hernandez (14, 7-7), Holt (12, 7-5), Johnson (1, 1-0), Kendrick (1, 0-1), Leon (16, 7-9), Lin (11, 4-7), Marrero (38, 23-15), Pomeranz (1, 0-1), Porcello (2, 2-0), Rodriguez (3, 3-0), Rutledge (1, 1-0), Sale (1, 0-1), Sandoval (1, 1-0), Vázquez (17, 9-8)

Starts By Position (Total, Red Sox W-L)

C: Leon (77, 43-34), Vázquez (85, 50-35)
1B: Holt (1, 0-1), Moreland (125, 77-48), Ramirez (17, 7-10), Rutledge (1, 0-1), Travis (17, 9-8)
2B: Hernandez (4, 2-2), Holt (17, 11-6), Lin (3, 1-2), Marrero (6, 3-3), Núñez (25, 16-9), Pedroia (97, 56-41), Rutledge (10, 4-6)
SS: Bogaerts (143, 82-61), Hernandez (5, 1-4), Lin (5, 5-0), Marrero (4, 2-2), Núñez (5, 3-2)
3B: Devers (56, 34-22), Hernandez (9, 6-3), Holt (8, 4-4), Lin (7, 2-5), Marrero (38, 23-15), Núñez (4, 3-1), Rutledge (15, 7-8), Sandoval (25, 14-11)
LF: Benintendi (116, 69-47), Davis (4, 2-2), Holt (8, 7-1), Young (34, 15-19)
CF: Benintendi (27, 16-11), Bradley Jr. (132, 76-56), Davis (2, 0-2), Selsky (1, 1-0)
RF: Betts (153, 88-65), Davis (1, 1-0), Holt (1, 1-0), Young (7, 3-4)
DH: Holt (2, 0-2), Moreland (2, 0-2), Núñez (4, 1-3), Pedroia (6, 4-2), Ramirez (108, 64-44), Sandoval (2, 1-1), Travis (2, 1-1), Vázquez (2, 1-1), Young (24, 14-10)

Miscellaneous Team Statistics

| | HOME | ROAD | TOTAL |
|---------------------------|--------------|--------------|--------------|
| vs. Baltimore | 3-6 | 6-4 | 9-10 |
| vs. New York | 4-5 | 4-6 | 8-11 |
| vs. Tampa Bay | 6-4 | 5-4 | 11-8 |
| vs. Toronto | 5-5 | 8-1 | 13-6 |
| Totals vs. East | 18-20 | 23-15 | 41-35 |
| | HOME | ROAD | TOTAL |
| vs. Cleveland | 2-1 | 2-2 | 4-3 |
| vs. Chicago | 4-0 | 2-1 | 6-1 |
| vs. Detroit | 2-1 | 1-3 | 3-4 |
| vs. Kansas City | 1-2 | 1-2 | 2-4 |
| vs. Minnesota | 3-1 | 2-1 | 5-2 |
| Totals vs. Central | 12-5 | 8-9 | 20-14 |
| | HOME | ROAD | TOTAL |
| vs. Houston | 1-3 | 2-1 | 3-4 |
| vs. Los Angeles | 1-2 | 1-2 | 2-4 |
| vs. Oakland | 2-1 | 1-3 | 3-4 |
| vs. Seattle | 2-1 | 1-2 | 3-3 |
| vs. Texas | 3-0 | 2-1 | 5-1 |
| Totals vs. West | 9-7 | 7-9 | 16-16 |
| | HOME | ROAD | TOTAL |
| Totals vs. AL | 39-32 | 38-33 | 77-65 |
| | HOME | ROAD | TOTAL |
| vs. Chicago | 2-1 | 0-0 | 2-1 |
| vs. Cincinnati | 0-0 | 3-0 | 3-0 |
| vs. Milwaukee | 0-0 | 1-2 | 1-2 |
| vs. Philadelphia | 2-0 | 1-1 | 3-1 |
| vs. Pittsburgh | 3-0 | 0-0 | 3-0 |
| vs. St. Louis | 2-0 | 2-0 | 4-0 |
| Totals vs. NL | 9-1 | 7-3 | 16-4 |
| Overall Totals | 48-33 | 45-36 | 93-69 |

| Double Plays | BOS | OPP. | |
|----------------------|----------------------|-------|--------|
| Triple Plays | 126 | 166 | |
| Left on Base | 1 | 1 | |
| Grand Slam HR | 1134 | 1102 | |
| Home Runs - Home | 0 | 4 | |
| Home Runs - Road | 73 | 91 | |
| | 95 | 104 | |
| | HOME | ROAD | TOTAL |
| Shutouts | 5-4 | 6-6 | 11-10 |
| SO - Individual | 1-1 | 0-0 | 1-1 |
| Extra Innings | 7-1 | 8-2 | 15-3 |
| One-Run Decisions | 12-6 | 10-13 | 22-19 |
| Two-Run Decisions | 5-6 | 5-6 | 10-12 |
| vs. LH Starters | 9-10 | 9-9 | 18-19 |
| vs. RH Starters | 39-23 | 36-27 | 75-50 |
| Grass Fields | 48-33 | 32-31 | 80-64 |
| Artificial Turf | 0-0 | 13-5 | 13-5 |
| Day Games | 11-12 | 14-11 | 25-23 |
| Night Games | 37-21 | 31-25 | 68-46 |
| | W-L | | |
| Starters | 64-54 | | |
| Relievers | 29-15 | | |
| Streaks | 8-4 | | |
| | WON | LOST | SPLIT |
| Doubleheaders (Home) | 0 | 0 | 0 |
| Doubleheaders (Road) | 0 | 0 | 0 |
| | ATTENDANCE | | AVG |
| Home | 2,917,678 (81 Dates) | | 36,021 |
| Road | 2,556,657 (81 Dates) | | 31,564 |

2017 Home Run Notes

2017 Home Run Breakdown

| | | | | | |
|---------------------------|----|---------------------|----|---------------------|----|
| Homers at Home: | 73 | Solo Homers: | 93 | 3-Run Homers: | 22 |
| Homers on the Road: | 95 | 2-Run Homers: | 53 | Grand Slams: | 0 |

2-Home Run Games By Red Sox (15 in 2017)

Hanley Ramirez, 5/2 vs. BAL
Chris Young, 5/6 at MIN
Sandy Leon, 5/7 at MIN
Deven Marrero, 5/30 at CWS
Andrew Benintendi, 6/4 at BAL
Mookie Betts, 6/14 at PHI
Xander Bogaerts, 6/18 at HOU
Mookie Betts, 7/2 at TOR
Andrew Benintendi, 7/4 at TEX
Eduardo Núñez, 7/29 vs. KC
Chris Young, 8/6 vs. CWS
Andrew Benintendi, 8/12 at NYY
Rafael Devers, 8/14 vs. CLE
Mitch Moreland, 8/24 at CLE
Mookie Betts, 9/12 vs. OAK

3-Home Run Games By Red Sox (0 in 2017)

Last: Mookie Betts, 8/14/16 at ARI

Pinch-Hit Home Runs By Red Sox (2 in 2017)

Mitch Moreland, 8/30 at TOR off Tom Koehler
Andrew Benintendi, 9/25 vs. TOR off Dominic Leone

Grand Slams By Red Sox (0 in 2017)

Last: Dustin Pedroia, 9/24/16 at TB off Danny Farquhar

First-Inning Leadoff Home Runs By Red Sox (3 in 2017)

Mookie Betts, 5/9 at MIL off Wily Peralta
Mookie Betts, 5/16 at STL off Lance Lynn
Mookie Betts, 7/9 at TB off Chris Archer

Walk-Off Home Runs (4 in 2017)

Sandy Leon, 4/5 vs. PIT off Antonio Bastardo
Hanley Ramirez, 7/18 vs. TOR off Mike Bolsinger
Christian Vázquez, 8/1 vs. CLE off Cody Allen
Mitch Moreland, 8/4 vs. CWS off Aaron Bummer

Inside-The-Park Home Runs By Red Sox (0 in 2017)

Last: Blake Swihart, 8/28/15 at NYM off Carlos Torres (10th inning)
(Rafael Devers hit an inside-the-park HR in Game 4 of the 2017 ALDS vs. HOU on 10/9/17 (off Ken Giles, 9th inning)

Inside-The-Park Home Runs At Fenway Park (0 in 2017)

Last: Jacoby Ellsbury, 9/19/11 vs. BAL (G2) off Jeremy Accardo
(Rafael Devers hit an inside-the-park HR in Game 4 of the 2017 ALDS vs. HOU on 10/9/17 (off Ken Giles, 9th inning)

Back-To-Back Home Runs By Red Sox (5 in 2017)

Mookie Betts and Hanley Ramirez, 4/23 at BAL (1st inning)
Deven Marrero and Mookie Betts, 5/30 at CWS (2nd inning)
Mitch Moreland and Hanley Ramirez, 6/6 at NYY (4th inning)
Andrew Benintendi and Xander Bogaerts, 6/21 at KC (4th inning)
Andrew Benintendi and Jackie Bradley Jr., 7/4 at TEX (8th inning)

Back-To-Back-To-Back Home Runs (0 In 2017)

Last: David Ortiz, Josh Reddick and Jarrod Saltalamacchia, 7/7/11 vs. BAL (7th)

Walk-Off Wins (10)

4/5 vs. PIT (12th inning), Sandy Leon 3-run home run
6/12 vs. PHI (11th inning), Dustin Pedroia single
6/13 vs. PHI (12th inning), Andrew Benintendi single
7/14 vs. NYY (9th inning), Andrew Benintendi walk
7/18 vs. TOR (15th inning), Hanley Ramirez solo home run
7/29 vs. KC (10th inning), Eduardo Núñez groundout
8/1 vs. CLE (9th inning), Christian Vázquez 3-run home run
8/4 vs. CWS (11th inning), Mitch Moreland solo home run
8/16 vs. STL (9th inning), Mookie Betts double
9/5 vs. TOR (19th inning), Hanley Ramirez single

2017 Highs and Lows

Team Batting

| | |
|---------------------------------------|---|
| Most runs, game | 17, 5/7 at MIN |
| Most runs, inning | 10, 5/7 at MIN (9th inn.) |
| Most hits, game (9 innings) | 21, 7/2 at TOR |
| Most hits, game (extra innings) | 21, 9/15 at TB (15 inn.) |
| Most hits, inning | 9, 7/2 at TOR (7th inn.) |
| Consecutive hits, inning | 6, 4/3 vs. PIT (5th inn.) |
| Fewest hits, game | 3, 5 times, last 9/17 at TB |
| Most doubles, game | 6, 3 times, last 8/1 vs. CLE |
| Most triples, game | 2, 5/17 at STL (13 inn.) |
| Most home runs, game | 6, 5/30 at CWS |
| Most home runs, inning | 2, 10 times, last 9/27 vs. TOR (3rd inn.) |
| Most extra-base hits, game | 12, 5/7 at MIN |
| Most stolen bases, game | 5, 8/29 at TOR |
| Most walks, game (9 innings) | 9, 2 times, last 6/10 vs. DET |
| Most walks, game (extra innings) | 14, 6/30 at TOR (11 inn.) |
| Most strikeouts, game (9 innings) | 15, 2 times, last 9/3 at NYY |
| Most strikeouts, game (extra innings) | 15, 7/18 vs. TOR (15 inn.) |
| Most hit by pitch, game | 2, 9 times, last 9/15 at TB (15 inn.) |
| Most left on base (9 innings) | 13, 8/27 vs. BAL |
| Most left on base (extra innings) | 17, 6/30 at TOR (11 inn.) |

Individual Batting

| | |
|------------------------|---|
| Most hits | 5, 2 times, last Benintendi, 7/4 at TEX |
| Most runs | 4, 3 times, last Benintendi, 7/4 at TEX |
| Most doubles | 3, Betts, 6/12 vs. PHI (11 inn.) |
| Most triples | 2, Bogaerts, 5/17 at STL (13 inn.) |
| Most home runs | 2, 15 times, last Betts, 9/12 vs. OAK |
| Most extra-base hits | 3, 5 times, last Betts, 9/12 vs. OAK |
| Most total bases | 12, Benintendi, 7/4 at TEX |
| Most RBI | 8, Betts, 7/2 at TOR |
| Most stolen bases | 2, 8 times, last Bogaerts, 8/30 at TOR |
| Most walks | 4, Ramirez, 5/7 at MIN |
| Most strikeouts | 4, 4 times, last Leon, 9/9 vs. TB |
| Longest hitting streak | 15, Bogaerts, 4/27-5/12 |

Team Pitching

| | |
|---|--|
| Most strikeouts (9 innings) | 20, 5/25 vs. TEX |
| Most strikeouts (extra innings) | 24, 9/15 at TB (15 inn.) |
| Most walks (9 innings) | 7, 5 times, last 9/14 vs. OAK |
| Most walks, (extra innings) | 9, 7/15 vs. NYY (16 inn.) |
| Fewest walks | 0, 15 times, last 9/20 at BAL |
| Most runs allowed, game | 16, 8/25 vs. BAL |
| Most runs allowed, inning | 7, 2 times, last 8/25 vs. BAL (5th inn.) |
| Most hits allowed, game (9 innings) | 20, 8/25 vs. BAL |
| Most hits allowed, game (extra innings) | 15, 7/18 vs. TOR (15 inn.) |
| Fewest hits allowed, game | 1, 8/22 at CLE |
| Most hits allowed, inning | 8, 5/14 vs. TB (9th) |
| Most home runs allowed, game | 5, 2 times, last 9/26 vs. TOR |
| Most consecutive scoreless innings | 26.0, 9/18 (6th)-9/22 (1st) |

Individual Pitching

| | |
|--|--|
| Most innings pitched, starter | 9.0, 2 times, last Fister, 8/22 at CLE |
| Fewest innings pitched, starter | 1.1, Wright, 4/12 vs. BAL |
| Most innings pitched, reliever | 4.0, Velázquez, 7/18 vs. TOR |
| Most strikeouts, starter | 13, 4 times, last Sale, 9/20 at BAL |
| Most strikeouts, reliever | 6, Boyer, 7/4 at TEX |
| Most walks allowed | 5, 5 times, last Fister, 9/18 at BAL |
| Longest winning streak | 8, Pomeranz, 6/27-8/28 |
| Longest losing streak | 5, 2 times, last Porcello, 6/28-7/28 |
| Most consecutive scoreless innings, starter | 21.2, Sale, 7/6-26 |
| Most consecutive scoreless innings, reliever | 22.0, Kelly, 5/1-7/9 |
| Most runs allowed | 11, Porcello, 8/25 vs. BAL |
| Most earned runs allowed | 8, 2 times, last Porcello, 4/14 vs. TB |
| Most hits allowed | 11, 3 times, last Porcello, 5/28 vs. SEA |
| Fewest hits allowed, CG | 1, Fister, 8/22 at CLE |
| Most home runs allowed | 4, 4 times, last Sale, 9/26 vs. TOR |
| Most pitches thrown | 123, Pomeranz, 6/6 at NYY |

2017 Highs and Lows, Continued

Miscellaneous Team

| | |
|--------------------------------------|--|
| Longest winning streak | 8, 7/31-8/9 |
| Longest losing streak | 4, 2 times, last 8/24-8/27 |
| Most games over .500 | 27, 9/24 at CIN (91-64) |
| Most games under .500 | 0 |
| Longest game, innings | 19, 9/5 vs. TOR |
| Longest game, time (9 innings) | 4:32, 5/14 vs. TB |
| Longest game, time (extra innings) | 6:05, 9/15 at TB (15 inn.) |
| Shortest game, time | 2:13, 7/23 at LAA |
| Shortest game, time (9 innings) | 2:13, 7/23 at LAA |
| Largest crowd, Fenway Park | 37,570, 7/14 vs. NYY |
| Smallest crowd, Fenway Park | 32,027, 4/26 vs. NYY |
| Largest crowd, road | 47,241, 8/12 at NYY |
| Smallest crowd, road | 11,853, 8/9 at TB |
| Largest winning margin | 14, 7/2 at TOR (15-1) |
| Largest losing margin | 13, 8/25 vs. BAL (3-16) |
| Largest deficit overcome to win | 5, 2 times, last 9/18 at BAL (down 0-5, won, 10-8) |
| Largest lead relinquished to lose | 3, 2 times, last 8/11 at NYY (led 3-0, lost 4-5) |
| Most double plays turned | 4, 7/18 vs. TOR |
| Most double plays turned by opponent | 4, 2 times, last 6/14 at PHI |
| Most errors | 5, 8/25 vs. BAL |
| Most errors by an opponent | 3, 7 times, last 9/15 at TB (15 inn.) |
| Most stolen bases by an opponent | 4, 6/12 vs. PHI |

The Last Time The Sox

Individual Batting

| | |
|--|---|
| 5 hits in a game | Andrew Benintendi, 7/4/17 at TEX |
| 6 hits in a game | Nomar Garciaparra, 6/21/03 at PHI (13 innings) |
| 6 RBI in a game | Mookie Betts, 9/12/17 vs. OAK |
| 7 or more RBI in a game | Mookie Betts, 7/2/17 at TOR (8) |
| 10 RBI in a game (ties club record) | Nomar Garciaparra, 5/10/99 vs. SEA |
| 3 home runs in a game (ties club record) | Mookie Betts, 8/14/16 vs. ARI |
| Game-ending home run | Mitch Moreland, 8/4/17 vs. CWS (11th inning) |
| Pinch-hit grand slam | Mike Carp, 9/11/13 at TB |
| 2 grand slams in a game | Bill Mueller, 7/29/03 at TEX |
| Home run in 1st ML game | Daniel Nava, 6/12/10 vs. PHI (grand slam) |
| HR in 1st Red Sox PA | Daniel Nava, 6/12/10 vs. PHI (grand slam) |
| Grand Slam in 1st Red Sox PA | Daniel Nava, 6/12/10 vs. PHI |
| Inside-the-park home run | Blake Swihart, 8/28/15 at NYM (10th inn.) |
| Homered from both sides of the plate | Victor Martinez, 5/17/10 at NYY |
| Pitcher collected a hit | David Price, 9/22/17 at CIN, single off Asher Wojciechowski |
| Pitcher hit a home run | Josh Beckett, 6/14/09 at PHI off J.A. Happ |
| Hit for the cycle | Brock Holt, 6/16/15 vs. ATL |
| Hitting streak of at least 30 games | Nomar Garciaparra (30), 7/26-8/29/97 |
| Hitting streak of at least 20 games | Jackie Bradley Jr. (29), 4/24-5/26/16 |
| Straight steal of home | Xander Bogaerts (26), 5/6-6/2/16 |
| Steal of home on double steal | Jacoby Ellsbury, 4/26/09 vs. NYY |
| 5 steals in a game (club record) | Travis Shaw, 4/21/16 vs. TB |
| | Jacoby Ellsbury, 5/30/13 at PHI |

Individual Pitching

| | |
|---|--------------------------------------|
| No-hitter | Jon Lester, 5/19/08 vs. KC (W, 7-0) |
| One-hitter | Doug Fister, 8/22/17 at CLE (W, 9-1) |
| 15 or more strikeouts in a game | Jon Lester (15), 5/3/14 vs. OAK |
| Position player pitched | Mitch Moreland, 8/25/17 vs. BAL |
| Pitcher played another defensive position | Javier Lopez (RF), 4/30/09 at TB |

Team

| | |
|--|---|
| Walk-off win | 9/5/17 vs. TOR (3-2 in 19 innings) |
| Scored 20 runs in a game | 8/15/15 vs. SEA (22) |
| Had 20 hits in a game | 7/2/17 at TOR (21, 9 innings) |
| Scored 10 runs in an inning | 5/7/17 at MIN (10 runs in 9th inning) |
| Hit 8 home runs in a game (club record) | 2 times, last 9/4/13 vs. DET |
| Hit 4 consec. HR (club & MLB record) | 4/22/07 vs. NYY (3rd inning): Manny Ramirez, J.D. Drew, Mike Lowell & Jason Varitek |
| Hit game-ending HR in back-to-back games | 5/10-11/05 vs. OAK: 5/10 (9th inning, Kevin Millar off Octavio Dotel), 5/11 (9th inning, Jason Varitek off Octavio Dotel) |
| Turned a triple play | 8/15/17 vs. STL (4th inning): 3B Rafael Devers to 2B Eduardo Núñez to 1B Mitch Moreland |
| Hit into a triple play | 5/2/17 vs. BAL (8th inning, Jackie Bradley Jr.) |
| Back-to-back 1-0 wins | 7/18-19/06 vs. KC |

2017 Transactions

DATE

TRANSACTIONS

| | |
|-------------|--|
| January 25 | OF/1B Steve Selsky claimed off waivers from Cincinnati. |
| February 18 | RHP Hector Velázquez's contract purchased from Campeche (Mexican League). |
| March 14 | LHPs Brian Johnson and Henry Owens and RHP Brandon Workman optioned to Triple-A Pawtucket...3B Rafael Devers, OF Junior Lake, and C Jordan Procysen reassigned to minor league camp. |
| March 17 | RHP Kyle Martin and LHP Luis Ysla optioned to Triple-A Pawtucket...RHP Marcus Walden reassigned to minor league camp. |
| March 26 | RHP Noe Ramirez optioned to Triple-A Pawtucket...OFs Brian Bogusevic, Rusney Castillo, and Allen Craig, INF Matt Dominguez, C Jake DePew, and RHP Hector Velázquez reassigned to minor league camp. |
| March 27 | INF Deven Marrero, OF/1B Steve Selsky, and C Blake Swihart optioned to Triple-A Pawtucket...C Dan Butler and 1B Sam Travis reassigned to minor league camp. |
| March 28 | RHP Kyle Kendrick reassigned to minor league camp. |
| March 29 | LHP Edgar Olmos reassigned to minor league camp. |
| March 30 | LHP Drew Pomeranz placed on 10-day disabled list with a left forearm flexor strain. |
| March 31 | OF Bryce Brentz outrighted to Triple-A Pawtucket...RHPs Jamie Callahan, Austin Maddox, and Chandler Shepherd reassigned to minor league camp. |
| April 1 | RHP Ben Taylor selected to active ML roster from Double-A Portland...OF/1B Steve Selsky recalled from Triple-A Pawtucket...INF Marco Hernandez optioned to Triple-A Pawtucket...LHP Roenis Elias placed on 10-day DL...LHP David Price placed on 10-day DL...INF Josh Rutledge placed on 10-day DL (retro to 3/30)...RHP Carson Smith placed on 10-day DL...RHP Tyler Thornburg placed on 10-day DL. |
| April 6 | RHP Matt Barnes placed on bereavement list...RHP Noe Ramirez recalled from Triple-A Pawtucket...LHP Robbie Ross Jr. placed on 10-day DL (retro to 4/3)...INF Deven Marrero recalled from Pawtucket. |
| April 7 | SS Xander Bogaerts placed on bereavement list...INF Marco Hernandez recalled from Triple-A Pawtucket. |
| April 9 | RHP Matt Barnes reinstated from bereavement list...RHP Noe Ramirez optioned to Triple-A Pawtucket. |
| April 10 | INF Deven Marrero optioned to Triple-A Pawtucket. |
| April 11 | SS Xander Bogaerts reinstated from bereavement list...OF Jackie Bradley Jr. placed on 10-day DL (retro to 4/9)...LHP Drew Pomeranz activated from 10-day DL. |
| April 13 | LHP Robbie Ross Jr. activated from 10-day DL...RHP Ben Taylor optioned to Triple-A Pawtucket. |
| April 17 | LHP Eduardo Rodriguez placed on paternity leave list...RHP Ben Taylor recalled from Triple-A Pawtucket. |
| April 18 | LHP Brian Johnson recalled from Triple-A Pawtucket...RHP Ben Taylor optioned to Pawtucket. |
| April 19 | LHP Eduardo Rodriguez reinstated from paternity leave list...LHP Brian Johnson optioned to Triple-A Pawtucket. |
| April 21 | OF Jackie Bradley Jr. activated from 10-day DL...INF/OF Brock Holt placed on 10-day DL. |
| April 25 | 3B Pablo Sandoval placed on 10-day DL (retro to 4/24)...INF Josh Rutledge activated from 10-day DL. |
| April 26 | RHP Matt Barnes suspended for 4 games. |
| April 27 | INF/OF Chase d'Arnaud claimed off waivers from Atlanta...RHP Carson Smith transferred to 60-day DL. |
| April 28 | INF/OF Chase d'Arnaud added to active 25-man roster...OF/1B Steve Selsky optioned to Triple-A Pawtucket (4/27)...RHP Ben Taylor recalled from Pawtucket...LHP Robbie Ross Jr. optioned to Pawtucket (4/27). |
| April 30 | RHP Matt Barnes reinstated from suspended list. |
| May 2 | RHP Steven Wright placed on 10-day DL (retro to 4/30)...RHP Brandon Workman recalled from Triple-A Pawtucket. |
| May 4 | RHP Kyle Kendrick added to active 25-man roster...RHP Tyler Thornburg transferred to 60-day DL...INF Marco Hernandez placed on 10-day DL. |
| May 5 | INF Deven Marrero recalled from Triple-A Pawtucket...RHP Brandon Workman optioned to Pawtucket. |
| May 8 | RHP Steven Wright underwent left knee cartilage restoration surgery. |
| May 11 | LHP Robbie Ross Jr. recalled from Triple-A Pawtucket...RHP Kyle Kendrick optioned to Pawtucket (5/10). |
| May 18 | RHP Hector Velázquez selected to active ML roster from Triple-A Pawtucket...INF/OF Chase d'Arnaud designated for assignment...RHP Steven Wright transferred to 60-day DL. |
| May 19 | RHP Noe Ramirez recalled from Triple-A Pawtucket...LHP Robbie Ross Jr. optioned to Pawtucket (5/18). |
| May 21 | RHP Brandon Workman recalled from Triple-A Pawtucket...RHP Noe Ramirez optioned to Pawtucket (5/20). |
| May 23 | 1B Sam Travis selected to active ML roster from Triple-A Pawtucket...RHP Hector Velázquez optioned to Pawtucket. |
| May 26 | INF Marco Hernandez underwent left shoulder open stabilization surgery. |
| May 27 | LHP Brian Johnson recalled from Triple-A Pawtucket...RHP Ben Taylor optioned to Pawtucket (5/26). |
| May 28 | RHP Blaine Boyer selected to active ML roster from Triple-A Pawtucket...LHP Brian Johnson optioned to Pawtucket (5/27)...INF Marco Hernandez transferred to 60-day DL. |
| May 29 | LHP David Price activated from 10-day DL...RHP Brandon Workman optioned to Triple-A Pawtucket (5/28). |
| May 30 | 2B Dustin Pedroia placed on 10-day DL...3B Pablo Sandoval activated from 10-day DL. |
| June 1 | LHP Robbie Ross Jr. option reversed from 5/18 and placed on 10-day DL (retro to 5/19). |
| June 2 | LHP Eduardo Rodriguez placed on 10-day DL...RHP Brandon Workman recalled from Triple-A Pawtucket. |
| June 9 | 2B Dustin Pedroia activated from 10-day DL...LHP Brian Johnson recalled from Triple-A Pawtucket...1B Sam Travis and RHP Brandon Workman optioned to Pawtucket (6/8). |
| June 14 | RHP Hector Velázquez recalled from Triple-A Pawtucket...INF Deven Marrero optioned to Pawtucket. |
| June 15 | LHP Brian Johnson placed on 10-day DL...RHP Austin Maddox selected to active ML roster from Triple-A Pawtucket...LHP Roenis Elias transferred to 60-day DL. |
| June 16 | RHP Tyler Thornburg underwent shoulder surgery to treat thoracic outlet syndrome. |
| June 20 | 3B Pablo Sandoval placed on 10-day DL...RHP Austin Maddox optioned to Triple-A Pawtucket (6/19)...INF Deven Marrero and 1B Sam Travis recalled from Pawtucket. |
| June 22 | RHP Kyle Kendrick outrighted to Triple-A Pawtucket. |
| June 23 | RHP Doug Fister claimed off waivers from Los Angeles (AL). |
| June 24 | RHP Doug Fister added to active 25-man roster...RHP Hector Velázquez optioned to Triple-A Pawtucket (6/23)...INF Josh Rutledge placed on 7-day concussion DL...INF Tzu-Wei Lin selected to active ML roster from Double-A Portland...INF/OF Brock Holt transferred to 60-day DL. |
| July 3 | INF Josh Rutledge transferred to 10-day DL. |
| July 6 | LHP Brian Johnson activated from 10-day DL and optioned to Triple-A Pawtucket. |
| July 14 | 3B Pablo Sandoval activated from 10-day DL and designated for assignment. |
| July 15 | RHP Joe Kelly placed on 10-day DL...RHP Brandon Workman recalled from Triple-A Pawtucket. |
| July 16 | RHP Blaine Boyer placed on 10-day DL...RHP Austin Maddox recalled from Triple-A Pawtucket...INF/OF Brock Holt activated from 60-day DL and added to active ML roster as 26th man for the team's day-night doubleheader against the Yankees. |
| July 17 | LHP Eduardo Rodriguez activated from 10-day DL...INF Tzu-Wei Lin and RHP Austin Maddox optioned to Triple-A Pawtucket (7/16). |
| July 18 | LHP Brian Johnson and RHP Hector Velázquez recalled from Triple-A Pawtucket...LHP Robby Scott and 1B Sam Travis optioned to Pawtucket (7/17). |

2017 Transactions, Continued

| | |
|--------------|---|
| July 19 | RHPs Kyle Martin and Ben Taylor recalled from Triple-A Pawtucket...LHP Brian Johnson and RHP Hector Velázquez optioned to Pawtucket (7/18). |
| July 24 | 3B Rafael Devers selected to active ML roster from Triple-A Pawtucket...LHP Robbie Ross Jr. transferred to 60-day DL...RHP Kyle Martin optioned to Pawtucket (7/23). |
| July 25 | INF Eduardo Núñez acquired from San Francisco in exchange for minor league pitchers RHP Shaun Anderson and RHP Gregory Santos. |
| July 26 | RHP Ben Taylor placed on 10-day DL (retro to 7/23)...RHP Blaine Boyer activated from 10-day DL. |
| July 28 | LHP David Price placed on 10-day DL (retro to 7/25)...LHP Robby Scott recalled from Triple-A Pawtucket...INF/OF Eduardo Núñez selected to active ML roster...INF Deven Marrero optioned to Pawtucket. |
| July 31 | RHP Austin Maddox recalled from Triple-A Pawtucket...LHP Robby Scott optioned to Pawtucket...RHP Addison Reed acquired from New York (NL) for minor league RHPs Jamie Callahan, Gerson Bautista, and Steve Nogosek...INF Josh Rutledge transferred to 60-day DL. |
| August 1 | 2B Dustin Pedroia placed on 10-day DL (retro to 7/29)...RHP Addison Reed selected to active ML roster. |
| August 5 | RHP Joe Kelly activated from 10-day DL...RHP Austin Maddox optioned to Triple-A Pawtucket (8/4). |
| August 8 | 2B Dustin Pedroia activated from 10-day DL...RHP Blaine Boyer placed on 10-day DL (retro to 8/6). |
| August 12 | 2B Dustin Pedroia placed on 10-day DL (retro to 8/9)...LHP Robby Scott recalled from Triple-A Pawtucket. |
| August 15 | INF Josh Rutledge underwent left hip arthroscopy surgery. |
| August 17 | LHP Roenis Elias activated from 60-day DL and optioned to Triple-A Pawtucket...RHP Noe Ramirez designated for assignment. |
| August 22 | RHP Matt Barnes placed on 10-day DL...RHP Hector Velázquez recalled from Triple-A Pawtucket. |
| August 23 | OF Jackie Bradley Jr. placed on 10-day DL...INF Deven Marrero recalled from Triple-A Pawtucket...OF Rajai Davis acquired from Oakland for minor league OF Rafael Rincones...OF/1B Steve Selsky designated for assignment. |
| August 24 | OF Rajai Davis added to active ML roster...RHP Blaine Boyer returned from injury rehab assignment with Triple-A Pawtucket and activated from 10-day DL...INF Deven Marrero and RHP Hector Velázquez optioned to Pawtucket (8/23). |
| August 30 | RHP Ben Taylor activated from 10-day DL and optioned to Triple-A Pawtucket...LHP Robbie Ross Jr. underwent a microdissection surgery. |
| September 1 | 2B Dustin Pedroia and RHP Matt Barnes activated from 10-day DL...C Blake Swihart, 1B Sam Travis, RHP Austin Maddox, and LHP Roenis Elias recalled from Triple-A Pawtucket. |
| September 2 | OF Jackie Bradley Jr. activated from 10-day DL...INF Tzu-Wei Lin recalled from Triple-A Pawtucket. |
| September 3 | INF Deven Marrero and RHP Hector Velázquez recalled from Triple-A Pawtucket. |
| September 5 | RHP Carson Smith activated from 60-day DL and added to active ML roster...RHP Kyle Martin designated for assignment. |
| September 12 | RHP Kyle Martin outrighted to Triple-A Pawtucket. |
| September 14 | LHP David Price activated from 10-day DL. |
| October 12 | LHP Robby Scott underwent a left elbow arthroscopy. |
| October 17 | 1B/DH Hanley Ramirez underwent a left shoulder arthroscopy and debridement...LHP Eduardo Rodriguez underwent a right knee patellofemoral ligament reconstruction. |
| October 25 | 2B Dustin Pedroia underwent a successful cartilage restoration procedure on his left knee. |
| November 2 | The Red Sox exercised their 2018 contract options on RHP Craig Kimbrel and LHP Chris Sale...INF Marco Hernandez and RHP Tyler Thornburg reinstated from 60-day DL...LHP Robbie Ross Jr. and INF Josh Rutledge reinstated from 60-day DL and outrighted from the ML roster...OF Bryce Brentz and LHP Williams Jerez selected to the ML roster from Triple-A Pawtucket. |
| November 20 | LHP Jalen Beeks and RHP Chandler Shepherd selected to the ML roster from Triple-A Pawtucket...RHP Ty Buttrey selected to the ML roster from Double-A Portland. |
| December 18 | 1B Mitch Moreland acquired as a ML free agent. |

2017
in Review

2017 Disabled List

| PLAYER | INJURY | ON DL (RETRO TO) | REINSTATED | GAMES MISSED |
|--------------------|---|----------------------|--------------|---------------------------|
| Drew Pomeranz | Left forearm flexor strain | March 30 | April 11 | 6 (3-3) |
| Roenis Elias | Right oblique strain (60-day) | April 1 | August 17 | 120 (69-51) |
| David Price | Left elbow strain | April 1 | May 29 | 49 (27-22) |
| Josh Rutledge | Left hamstring strain | April 1 (March 30) | April 25 | 19 (11-8) |
| Carson Smith | Recovery from Tommy John surgery (60-day) | April 1 | September 5 | 138 (77-61) |
| Tyler Thornburg | Right shoulder impingement (60-day) | April 1 | --- | 162 (93-69) |
| Robbie Ross Jr. | Influenza | April 6 (April 3) | April 13 | 8 (4-4) |
| Jackie Bradley Jr. | Right knee sprain | April 11 (April 9) | April 21 | 12 (8-4) |
| Brock Holt | Vertigo (60-day) | April 21 | July 16 | 75 (41-34) |
| Pablo Sandoval | Right knee sprain | April 25 (April 24) | May 30 | 31 (16-15) |
| Steven Wright | Left knee sprain (60-day) | May 2 (April 30) | --- | 139 (81-58) |
| Marco Hernandez | Left shoulder subluxation (60-day) | May 4 | --- | 135 (78-57) |
| Dustin Pedroia | Left wrist sprain | May 30 | June 9 | 9 (5-4) |
| Robbie Ross Jr. | Left elbow inflammation (60-day) | June 1 (May 19) | --- | 122 (72-50) |
| Eduardo Rodriguez | Right knee subluxation | June 2 | July 17 | 40 (23-17) |
| Brian Johnson | Left shoulder impingement | June 15 | July 6 | 20 (12-8) |
| Pablo Sandoval | Left inner ear infection | June 20 | July 14 | 19 (11-8) |
| Josh Rutledge | Concussion (60-day) | June 24 | --- | 89 (52-37) |
| Joe Kelly | Left hamstring strain | July 15 (July 12) | August 5 | 21 (11-10) |
| Blaine Boyer | Right elbow strain | July 16 | July 26 | 11 (4-7) |
| Ben Taylor | Left intercostal strain | July 26 (July 23) | August 30 | 33 (20-13) |
| David Price | Left elbow inflammation | July 28 (July 25) | September 14 | 44 (27-17) |
| Dustin Pedroia | Left knee inflammation | August 1 (July 29) | August 8 | 8 (7-1) |
| Blaine Boyer | Neck strain | August 8 (August 6) | August 24 | 15 (11-4) |
| Dustin Pedroia | Left knee inflammation | August 12 (August 9) | September 1 | 21 (12-9) |
| Matt Barnes | Low back strain | August 22 | September 1 | 10 (5-5) |
| Jackie Bradley Jr. | Left thumb sprain | August 23 | September 2 | 10 (5-5) |
| 2017 Totals | 19 Players | 27 DL stints | | 1,366 Games Missed |

OPPONENTS

THE RED SOX AND ORIOLES WILL PLAY EACH OTHER 19 TIMES IN 2018, BEGINNING WITH A FOUR-GAME SERIES AT FENWAY PARK FROM APRIL 13-16.





BALTIMORE ORIOLES

Oriole Park at Camden Yards
333 West Camden Street, Baltimore, MD 21201 | 410-685-9800

| | |
|---|---|
| Chairman & Chief Executive Officer | Peter Angelos |
| Executive Vice President, Baseball Operations | Dan Duquette |
| Director, Public Relations | Kristen Hudak |
| Manager, Media Relations | Jim Misudek |
| Director, Team Travel | Kevin Buck |
| 2017 Record..... | 75-87 |
| Stadium (First Season/Capacity)..... | Oriole Park at Camden Yards (1992/45,971) |
| Media Relations Telephone/Fax..... | 410-547-6150/410-547-6272 |

Series Facts (Since 1954)

| | |
|---|--------------------------|
| Longest Red Sox Winning Streak..... | 13 (9/3/2005-5/16/2006) |
| Longest Orioles Winning Streak | 8 (4/27-5/30/1960) |
| Most consecutive series won by Red Sox..... | 12 (5/30/2008-4/25/2010) |
| Most consecutive series won by Orioles..... | 6 (4/27/1960-8/21/1960) |

Last Sweeps

| | |
|-------------------------------|----------------|
| Red Sox 2-game in Boston..... | 9/8-9/9/2009 |
| Red Sox 3-game in Boston..... | 9/25-9/27/2015 |
| Red Sox 4-game in Boston..... | 7/7-7/10/2011 |

| | |
|----------------------------------|----------------|
| Red Sox 2-game in Baltimore..... | 8/16-8/17/2016 |
| Red Sox 3-game in Baltimore..... | 9/18-9/20/2017 |
| Red Sox 4-game in Baltimore..... | 9/19-9/22/2016 |

| | |
|-------------------------------|----------------|
| Orioles 2-game in Boston..... | 4/25-4/26/2005 |
| Orioles 3-game in Boston..... | 8/25-8/27/2017 |
| Orioles 4-game in Boston..... | 9/29-10/1/1980 |

| | |
|----------------------------------|----------------|
| Orioles 2-game in Baltimore..... | 5/13-5/14/2008 |
| Orioles 3-game in Baltimore..... | 6/9-6/11/2015 |
| Orioles 4-game in Baltimore..... | 7/9-7/12/1998 |

| |
|--|
| Buck Showalter, Manager |
| Baltimore Record: 622-569 |
| Career Record: 1,504-1,402 |
| Series Records |
| All-Time Since 1954 563-489 |
| in Boston 283-240 |
| in Baltimore 280-249 |
| at Camden Yards 124-88 |
| Series Highs Since 1954 (Most Recent Occurrence) |
| Boston (in Boston) |
| Runs..... 18 (9/19/2011) |
| Hits..... 20 (2, 9/19/2011) |
| Errors..... 5 (8/25/2017) |
| Boston (in Baltimore) |
| Runs..... 18 (8/2/2009) |
| Hits..... 23 (2, 8/2/2009) |
| Errors..... 5 (2, 10/3/1985) |
| Orioles (in Boston) |
| Runs..... 17 (9/27/1960) |
| Hits..... 21 (3, 8/25/2017) |
| Errors..... 5 (6/8/1954) |
| Orioles (in Baltimore) |
| Runs..... 18 (4/26/2015) |
| Hits..... 20 (2, 4/26/2015) |
| Errors..... 6 (5/19/1974) |

2018 Opponents



CHICAGO WHITE SOX

Guaranteed Rate Field
333 West 35th Street, Chicago, IL 60616 | 312-674-1000

| | |
|---|-------------------------------------|
| Chairman | Jerry Reinsdorf |
| Senior Vice President/General Manager | Rick Hahn |
| Senior Director of Media Relations | Bob Beghtol |
| Assistant Director of Media Relations | Ray Garcia |
| Manager of Media Relations/Interpreter..... | Billy Russo |
| Director of Team Travel | Ed Cassin |
| 2017 Record..... | 67-95 |
| Stadium (First Season/Capacity)..... | Guaranteed Rate Field (1991/40,615) |
| Media Relations Telephone/Fax..... | 312-674-5300/312-674-5116 |

Series Facts (Since 1901)

| | |
|---|---------------------------------|
| Longest Red Sox Winning Streak..... | 12 (8/5/1921-5/15/1922) |
| Longest White Sox Winning Streak..... | 10 (2, last 8/2/1906-5/18/1907) |
| Most consecutive series won by Red Sox..... | 7 (6/6/1941-5/14/1942) |
| Most consecutive series won by White Sox..... | 17 (8/20/1963-7/3/1966) |

Last Sweeps

| | |
|-------------------------------|----------------|
| Red Sox 2-game in Boston..... | 8/12-8/13/2005 |
| Red Sox 3-game in Boston..... | 8/30-9/1/2013 |
| Red Sox 4-game in Boston..... | 8/3-8/6/2017 |

| | |
|--------------------------------|----------------|
| Red Sox 2-game in Chicago..... | 9/2-9/3/2003 |
| Red Sox 3-game in Chicago..... | 8/20-8/22/2004 |
| Red Sox 4-game in Chicago..... | 8/24-8/26/2007 |

| | |
|---------------------------------|----------------|
| White Sox 2-game in Boston..... | 7/24-7/25/1977 |
| White Sox 3-game in Boston..... | 5/30-6/1/2011 |
| White Sox 4-game in Boston..... | 6/2-6/6/1927 |

| | |
|----------------------------------|----------------|
| White Sox 2-game in Chicago..... | 5/20-5/21/1997 |
| White Sox 3-game in Chicago..... | 6/30-7/2/2000 |
| White Sox 4-game in Chicago..... | 9/13-9/16/1990 |

| |
|--|
| Rick Renteria Manager |
| Chicago Record: 67-95 |
| Career Record: 140-184 |
| Series Records |
| All-Time Since 1901 982-939-11 |
| in Boston 565-397-7 |
| in Chicago 417-542-4 |
| at Guaranteed Rate Field 59-54 |
| Series Highs Since 1901 (Most Recent Occurrence) |
| Boston (in Boston) |
| Runs..... 19 (2, 5/13/1947) |
| Hits..... 23 (6/5/1929) |
| Errors..... 10 (7/11/1906) |
| Boston (in Chicago) |
| Runs..... 21 (8/30/1970) |
| Hits..... 22 (2, 8/30/1970) |
| Errors..... 6 (8/20/1925) |
| White Sox (in Boston) |
| Runs..... 22 (5/31/1970) |
| Hits..... 25 (8/15/1922) |
| Errors..... 7 (2, 7/29/1913) |
| White Sox (in Chicago) |
| Runs..... 21 (6/26/1960) |
| Hits..... 22 (6/26/1960) |
| Errors..... 8 (5/15/1931) |



CLEVELAND INDIANS

Progressive Field
2401 Ontario Street, Cleveland, OH 44115 | 216-420-4487

| | |
|--|---------------------------------|
| Chairman & Chief Executive Officer | Paul J. Dolan |
| President, Baseball Operations | Chris Antonetti |
| General Manager | Mike Chernoff |
| Director of Baseball Information | Bart Swain |
| Asst. Director of Baseball Information | Court Berry-Tripp |
| Director of Team Travel | Mike Seghi |
| 2017 Record | 102-60 |
| Stadium (First Season/Capacity) | Progressive Field (1994/35,051) |
| Media Relations Telephone/Fax | 216-420-4380/216-420-4430 |

Series Facts (Since 1954)

| | |
|--|---------------------------------|
| Longest Red Sox Winning Streak | 11 (2, last 9/7/1985-8/22/1986) |
| Longest Indians Winning Streak | 11 (4/12-6/25/1996) |
| Most consecutive series won by Red Sox | 7 (6/28/1983-9/2/1984) |
| Most consecutive series won by Indians | 9 (4/29/1954-5/2/1955) |

Last Sweeps

| | |
|--------------------------|----------------|
| Red Sox 2-game in Boston | 7/15-7/16/1998 |
| Red Sox 3-game in Boston | 4/13-4/15/1993 |
| Red Sox 4-game in Boston | 10/1-10/4/2009 |

| | |
|-----------------------------|----------------|
| Red Sox 2-game in Cleveland | 4/14-4/15/2008 |
| Red Sox 3-game in Cleveland | 4/16-4/18/2013 |
| Red Sox 4-game in Cleveland | 8/27-8/30/1990 |

| | |
|--------------------------|----------------|
| Indians 2-game in Boston | 4/7-4/10/1977 |
| Indians 3-game in Boston | 6/23-6/25/1975 |
| Indians 4-game in Boston | 4/12-4/15/1996 |

| | |
|-----------------------------|----------------|
| Indians 2-game in Cleveland | 6/8-6/9/1993 |
| Indians 3-game in Cleveland | 10/2-10/4/2015 |
| Indians 4-game in Cleveland | 6/16-6/19/1994 |



DETROIT TIGERS

Comerica Park
2100 Woodward Avenue, Detroit, MI 48201 | 313-471-2000

| | |
|---|-----------------------------|
| President & CEO | Chris Litch |
| Executive Vice President of Baseball Operations & General Manager | Al Avila |
| Vice President, Communications | Ron Colangelo |
| Director, Baseball Media Relations | Chad Crunk |
| Director, Team Travel | Brian Britten |
| 2017 Record | 64-98 |
| Stadium (First Season/Capacity) | Comerica Park (2000/41,299) |
| Media Relations Telephone/Fax | 313-471-2000/313-471-2138 |

Series Facts (Since 1901)

| | |
|--|---------------------------------|
| Longest Red Sox Winning Streak | 11 (8/25/1989-4/11/1990) |
| Longest Tigers Winning Streak | 10 (2, last 8/16/1927-5/6/1928) |
| Most consecutive series won by Red Sox | 9 (8/28/1951-8/27/1952) |
| Most consecutive series won by Tigers | 9 (9/13/1921-6/16/1923) |

Last Sweeps

| | |
|--------------------------|----------------|
| Red Sox 2-game in Boston | 5/18-5/19/2011 |
| Red Sox 3-game in Boston | 9/17-9/19/1999 |
| Red Sox 4-game in Boston | 8/26-8/29/2004 |

| | |
|---------------------------|----------------|
| Red Sox 2-game in Detroit | 4/18-4/19/2000 |
| Red Sox 3-game in Detroit | 6/2-6/4/2009 |
| Red Sox 4-game in Detroit | 7/11-7/14/1996 |

| | |
|-------------------------|----------------|
| Tigers 2-game in Boston | 6/15-6/16/1966 |
| Tigers 3-game in Boston | 7/25-7/27/2016 |
| Tigers 4-game in Boston | 6/6-6/9/1983 |

| | |
|--------------------------|----------------|
| Tigers 2-game in Detroit | 7/26-7/27/1973 |
| Tigers 3-game in Detroit | 4/5-4/8/2012 |
| Tigers 4-game in Detroit | 8/18-8/20/1961 |

Terry Francona, Manager

Cleveland Record: 454-354
Career Record: 1,483-1,269

Series Records All-Time Series Since 1901

981-1,039-8

in Boston

532-480-5

in Cleveland

449-559-3

at Progressive Field

50-51

Series Highs Since 1901 (Most Recent Occurrence)

Boston (in Boston)

Runs 18 (5/5/1930)

Hits 23 (3,5/5/1930)

Errors 7 (7/24/1912)

Boston (in Cleveland)

Runs 24 (8/21/1986)

Hits 24 (8/21/1986)

Errors 7 (9/19/1912)

Indians (in Boston)

Runs 19 (2, 4/10/1977)

Hits 24 (7/28/1925)

Errors 6 (5, 5/8/1965)

Indians (in Cleveland)

Runs 27 (7/7/1923)

Hits 25 (6/5/1930)

Errors 6 (2, 6/2/1912)

Ron Gardenhire, Manager

Detroit Record: 1st Season
Career Record: 1,068-1,039

Series Records All-Time Series Since 1901

1,036-973-13

in Boston

566-440-6

in Detroit

470-533-7

at Comerica Park

36-33

Series Highs Since 1901 (Most Recent Occurrence)

Boston (in Boston)

Runs 23 (6/18/1953)

Hits 27 (6/18/1953)

Errors 8 (9/19/1917)

Boston (in Detroit)

Runs 18 (2, 8/2/1956)

Hits 22 (8/28/1947)

Errors 6 (2, 5/14/1933)

Tigers (in Boston)

Runs 20 (7/7/1928)

Hits 22 (6/13/1934)

Errors 8 (6/18/1921)

Tigers (in Detroit)

Runs 17 (3, 7/28/1990)

Hits 22 (5/9/1927)

Errors 8 (3, 7/16/1939)

2018
Opponents



HOUSTON ASTROS

Minute Maid Park
501 Crawford Street, Houston, TX 77002 | 713-259-8000

| | |
|--------------------------------------|--------------------------------|
| Owner and Chairman..... | Jim Crane |
| President, Business Operations..... | Reid Ryan |
| General Manager..... | Jeff Luhnow |
| Vice President, Media Relations..... | Gene Dias |
| Senior Manager, Media Relations..... | Steve Grande |
| Senior Manager, Communications..... | Dena Propis |
| Senior Manager, Team Operations..... | Derek Vigoa |
| 2017 Record..... | 101-61 |
| Stadium (First Season/Capacity)..... | Minute Maid Park (2000/41,168) |
| Media Relations Telephone/Fax..... | 713-259-8900/713-259-8025 |

Series Facts

| | |
|---|----------------------------|
| Longest Red Sox Winning Streak..... | 7 (7/1/2011-4/28/2013) |
| Longest Astros Winning Streak..... | 3 (7/21-7/23/2015) |
| Most consecutive series won by Red Sox..... | 4 (7/1/2011-7/13/2014) |
| Most consecutive series won by Astros..... | 1 (3, last 9/28-10/1/2017) |

Last Sweeps

| | |
|-------------------------------|----------------|
| Red Sox 2-game in Boston..... | Never Played |
| Red Sox 3-game in Boston..... | 6/13-6/15/2003 |
| Red Sox 4-game in Boston..... | 4/25-4/28/2013 |

| | |
|--------------------------------|--------------|
| Red Sox 2-game in Houston..... | Never Played |
| Red Sox 3-game in Houston..... | 7/1-7/3/2011 |
| Red Sox 4-game in Houston..... | Never Played |

| | |
|------------------------------|--------------|
| Astros 2-game in Boston..... | Never Played |
| Astros 3-game in Boston..... | N/A |
| Astros 4-game in Boston..... | N/A |

| | |
|-------------------------------|----------------|
| Astros 2-game in Houston..... | Never Played |
| Astros 3-game in Houston..... | 7/21-7/23/2015 |
| Astros 4-game in Houston..... | Never Played |



KANSAS CITY ROYALS

Kauffman Stadium
One Royal Way, Kansas City, MO 64141 | 816-921-8000

| | |
|---|---------------------------------------|
| Chairman/Owner..... | David Glass |
| President..... | Dan Glass |
| Senior Vice President, Baseball Operations/General Manager..... | Dayton Moore |
| Vice President, Communications and Broadcasting..... | Mike Swanson |
| Assistant Director, Media Relations..... | Mike Cummings |
| Senior Director, Team Travel/Clubhouse Operations..... | Jeff Davenport |
| 2017 Record..... | 80-82 |
| Stadium (First Season/Capacity)..... | Kauffman Stadium (1973/37,903) |
| Media Relations Telephone/Fax..... | 816-504-4713, 4368, 4369/816-921-5775 |

Series Facts

| | |
|---|--------------------------------|
| Longest Red Sox Winning Streak..... | 7 (2, 5/8-8/11/1998) |
| Longest Royals Winning Streak..... | 12 (8/23/1970-8/25/1971) |
| Most consecutive series won by Red Sox..... | 6 (2, last 4/19/2002-8/4/2005) |
| Most consecutive series won by Royals..... | 8 (8/12/1970-6/15/1972) |

Last Sweeps

| | |
|-------------------------------|----------------|
| Red Sox 2-game in Boston..... | 5/8-5/9/1978 |
| Red Sox 3-game in Boston..... | 7/18-7/20/2014 |
| Red Sox 4-game in Boston..... | 5/19-5/22/2008 |

| | |
|------------------------------------|----------------|
| Red Sox 2-game in Kansas City..... | N/A |
| Red Sox 3-game in Kansas City..... | 4/19-4/21/2002 |
| Red Sox 4-game in Kansas City..... | N/A |

| | |
|------------------------------|----------------|
| Royals 2-game in Boston..... | 5/5-5/6/1997 |
| Royals 3-game in Boston..... | 4/26-4/28/1996 |
| Royals 4-game in Boston..... | N/A |

| | |
|-----------------------------------|----------------|
| Royals 2-game in Kansas City..... | 5/13-5/14/1997 |
| Royals 3-game in Kansas City..... | 8/8-8/10/2006 |
| Royals 4-game in Kansas City..... | N/A |

A.J. Hinch,

Manager

Houston Record: 271-215

Career Record: 360-338

Series Records

All-Time Series

27-16

in Boston

15-7

in Houston

12-9

at Minute Maid Park

12-9

Series Highs

(Most Recent Occurrence)

Boston (in Boston)

Runs..... 11 (5/12/2016)

Hits..... 17 (4/26/2013)

Errors..... 3 (2, 5/15/2016)

Boston (in Houston)

Runs..... 15 (8/6/2013)

Hits..... 16 (2, 4/24/2016)

Errors..... 2 (7/22/2015)

Astros (in Boston)

Runs..... 12 (2, 9/28/2017)

Hits..... 17 (2, 9/28/2017)

Errors..... 2 (6, 5/15/2016)

Astros (in Houston)

Runs..... 11 (6/28/2008)

Hits..... 14 (2, 6/18/2017)

Errors..... 3 (2, 4/24/2016)

Ned Yost,

Manager

Kansas City Record: 629-632

Career Record: 1,086-1,134

Series Records

All-Time Series

235-235

in Boston

130-106

in Kansas City

105-129

at Kauffman Stadium

95-115

Series Highs

(Most Recent Occurrence)

Boston (in Boston)

Runs..... 17 (5/28/1977)

Hits..... 21 (8/14/1985)

Errors..... 5 (4/28/2001)

Boston (in Kansas City)

Runs..... 22 (4/12/1994)

Hits..... 20 (2, 5/8/1998)

Errors..... 4 (8/15/1984)

Royals (in Boston)

Runs..... 13 (5, 6/1/2000)

Hits..... 20 (5/28/2010)

Errors..... 4 (3, 4/26/1985)

Royals (in Kansas City)

Runs..... 13 (4, 8/2/1987)

Hits..... 20 (8/2/1987)

Errors..... 6 (4/13/1983)



LOS ANGELES ANGELS OF ANAHEIM

Angel Stadium
2000 Gene Autry Way, Anaheim, CA 92806 | 714-940-2000

| | |
|---------------------------------------|--|
| Owner | Arte and Carole Moreno |
| Chairman | Dennis Kuhl |
| President | John Carpino |
| General Manager | Billy Eppler |
| Vice President, Communications | Tim Mead |
| Traveling Secretary | Tom Taylor |
| 2017 Record | 80-82 |
| Stadium (First Season/Capacity) | Angel Stadium of Anaheim (1966/45,477) |
| Media Relations Telephone/Fax | 714-940-2014/714-940-2205 |

Series Facts

| | |
|--|-------------------------------|
| Longest Red Sox Winning Streak | 10 (7/19/1993-7/4/1994) |
| Longest Angels Winning Streak | 9 (2, last 5/4/2011-6/8/2013) |
| Most consecutive series won by Red Sox | 5 (9/15/2009-4/24/2011) |
| Most consecutive series won by Angels | 4 (8/25/1961-6/28/1962) |

Last Sweeps

| | |
|--------------------------------|----------------|
| Red Sox 2-game in Boston | 5/14-5/15/1996 |
| Red Sox 3-game in Boston | 4/13-4/16/2007 |
| Red Sox 4-game in Boston | 5/3-5/6/2010 |

| | |
|---------------------------------|----------------|
| Red Sox 2-game in Anaheim | 5/30-5/31/1988 |
| Red Sox 3-game in Anaheim | 7/26-7/28/2010 |
| Red Sox 4-game in Anaheim | 4/21-4/24/2011 |

| | |
|-------------------------------|----------------|
| Angels 2-game in Boston | 5/26-5/28/1989 |
| Angels 3-game in Boston | 8/21-8/23/2012 |
| Angels 4-game in Boston | 8/18-8/21/2014 |

| | |
|--------------------------------|---------------------|
| Angels 2-game in Anaheim | 6/1-6/2/2004 |
| Angels 3-game in Anaheim | 8/28-8/30/2012 |
| Angels 4-game in Anaheim | 7/17-7/20/2015 (DH) |



MINNESOTA TWINS

Target Field
1 Twins Way, Minneapolis, MN 55403 | 612-659-3400

| | |
|--|----------------------------|
| Executive Chair | Jim Pohlad |
| President & Chief Executive Officer | Dave St. Peter |
| Executive Vice President, Chief Baseball Officer | Derek Falvey |
| Senior Director, Communications | Dustin Morse |
| Senior Manager, Communications | Mitch Hestad |
| Director, Team Travel | Mike Herman |
| 2017 Record | 85-77 |
| Stadium (First Season/Capacity) | Target Field (2010/38,885) |
| Media Relations Telephone/Fax | 612-659-3400/612-659-4029 |

Series Facts (Since 1961)

| | |
|--|--------------------------|
| Longest Red Sox Winning Streak | 10 (8/27/1977-7/17/1978) |
| Longest Twins Winning Streak | 17 (6/2/1965-5/7/1966) |
| Most consecutive series won by Red Sox | 6 (5/30/1975-6/14/1976) |
| Most consecutive series won by Twins | 6 (5/25-9/12/1965) |

Last Sweeps

| | |
|--------------------------------|----------------|
| Red Sox 2-game in Boston | 5/19-5/20/2010 |
| Red Sox 3-game in Boston | 6/16-6/18/2014 |
| Red Sox 4-game in Boston | 8/14-8/17/1997 |

| | |
|-----------------------------------|----------------|
| Red Sox 2-game in Minnesota | 8/6-8/7/1997 |
| Red Sox 3-game in Minnesota | 5/17-5/19/2013 |
| Red Sox 4-game in Minnesota | 7/3-7/6/2000 |

| | |
|------------------------------|----------------|
| Twins 2-game in Boston | 7/24-7/25/2000 |
| Twins 3-game in Boston | 6/13-6/15/1994 |
| Twins 4-game in Boston | 7/18-7/21/1991 |

| | |
|---------------------------------|----------------|
| Twins 2-game in Minnesota | 5/13-5/14/1998 |
| Twins 3-game in Minnesota | 5/25-5/27/2015 |
| Twins 4-game in Minnesota | 8/1-8/4/1966 |

Mike Scioscia, Manager

Los Angeles Record: 1,570-1,346

Career Record: 1,570-1,346

Series Records All-Time Series

340-306-1

in Boston

190-136-1

in Anaheim

150-170

at Angel Stadium

134-141

Series Highs

(Most Recent Occurrence)

Boston (in Boston)

Runs

Hits

Errors

5 (6/12/1978)

Boston (in Anaheim)

Runs

Hits

Errors

4 (2, 4/27/1979)

Angels (in Boston)

Runs

Hits

Errors

4 (2, 5/2/1968)

Angels (in Anaheim)

Runs

Hits

Errors

4 (5, 7/21/1984)

Paul Molitor, Manager

Minnesota Record: 227-259

Career Record: 227-259

Series Records All-Time Series Since 1961

309-308

in Boston

179-131

in Minnesota

130-177

at Target Field

14-10

Series Highs Since 1961

(Most Recent Occurrence)

Boston (in Boston)

Runs

Hits

Errors

5 (2, 8/19/1969)

Boston (in Minnesota)

Runs

Hits

Errors

4 (6, 5/25/1990)

Twins (in Boston)

Runs

Hits

Errors

5 (5/20/1996)

Twins (in Minnesota)

Runs

Hits

Errors

5 (6/13/1976)

2018
Opponents



NEW YORK YANKEES

Yankee Stadium
One East 161st Street, Bronx, NY 10451 | 718-293-4300

Managing General Partner/Co-Chairperson Harold Z. Steinbrenner
President Randy Levine
Senior Vice President/General Manager Brian Cashman
Vice President, Communications & Media Relations Jason Zillo
Director, Team Travel & Player Services Ben Tuliebitz
2017 Record 91-71
Stadium (First Season/Capacity) Yankee Stadium (2009/47,422)
Media Relations Telephone/Fax 718-579-4460/718-293-8414

Series Facts (Since 1903)

Longest Red Sox Winning Streak 17 (10/03/1911-7/1/1912)
Longest Yankees Winning Streak 12 (2, last 8/16/1952-4/23/1953)
Most consecutive series won by Red Sox 7 (10/3/1911-9/26/1912)
Most consecutive series won by Yankees 21 (9/28/1930-6/6/1933)

Last Sweeps

Red Sox 2-game in Boston 9/19-9/21/1977
Red Sox 3-game in Boston 4/29-5/2/2016
Red Sox 4-game in Boston 9/15-9/18/2016

Red Sox 2-game in New York 5/4-5/5/2009
Red Sox 3-game in New York 5/13-5/15/2011
Red Sox 4-game or more in New York (5-game) 7/7-7/9/1939 (2 DH)

Yankees 2-game in Boston 4/26-27/2017
Yankees 3-game in Boston 5/1-5/3/2015
Yankees 4-game or more in Boston (5-game) 8/18-8/21/2006

Yankees 2-game in New York 5/23-5/24/2001
Yankees 3-game in New York 9/27-9/29/2016
Yankees 4-game in New York 8/6-8/9/2009

| |
|--|
| Aaron Boone, Manager |
| New York Record: 1st Season |
| Career Record: 1st Season |
| Series Records |
| All-Time Series Since 1903 981-1,180-14 |
| in Boston 537-546-7 |
| in New York 444-634-7 |
| at Yankee Stadium 41-44 |
| Series Highs Since 1903 (Most Recent Occurrence) |
| Boston (in Boston) |
| Runs 17 (7/15/2005) |
| Hits 21 (2, 6/29/1912) |
| Errors 9 (7/5/1906) |
| Boston (in New York) |
| Runs 17 (5/28/2005) |
| Hits 27 (5/28/2005) |
| Errors 6 (2, 9/9/1937) |
| Yankees (in Boston) |
| Runs 24 (9/28/1923) |
| Hits 30 (9/28/1923) |
| Errors 8 (4/28/1909) |
| Yankees (in New York) |
| Runs 19 (8/13/1940) |
| Hits 22 (5/2/1928) |
| Errors 6 (4, 7/7/1910) |



OAKLAND ATHLETICS

Oakland Coliseum
7000 Coliseum Way, Oakland, CA 94621 | 510-638-4900

Managing Partner/Board Member John Fisher
President Dave Kaval
Executive Vice President of Baseball Operations Billy Beane
Director, Baseball Communications Fernando Alcalá
Manager, Baseball Information Mike Selleck
Director of Team Travel Mickey Morabito
2017 Record 75-87
Stadium (First Season/Capacity) Oakland Coliseum (1968/47,170)
Media Relations Telephone/Fax 510-563-2207/510-568-3370

Series Facts (Since 1968)

Longest Red Sox Winning Streak 11 (7/10/1993-4/28/1994)
Longest Athletics Winning Streak 8 (5/1-9/2/2012)
Most consecutive series won by Red Sox 7 (4/14/1997-8/27/1998)
Most consecutive series won by Athletics 4 (2, last 7/2/1987-5/29/1988)

Last Sweeps (Since 1968)

Red Sox 2-game in Boston 9/25-9/26/2007
Red Sox 3-game in Boston 5/9-5/11/2016
Red Sox 4-game in Boston 7/22-7/25/1993

Red Sox 2-game at Oakland 4/1-4/2/2008
Red Sox 3-game at Oakland 9/6-9/8/2004
Red Sox 4-game at Oakland 8/4-8/7/1977

Athletics 2-game in Boston N/A
Athletics 3-game in Boston 9/3-9/5/1990
Athletics 4-game in Boston 8/10-8/12/1971

Athletics 2-game at Oakland 4/27-4/28/1987
Athletics 3-game at Oakland 8/31-9/2/2012
Athletics 4-game at Oakland N/A

| |
|--|
| Bob Melvin, Manager |
| Oakland Record: 537-534 |
| Career Record: 1,030-1,042 |
| Series Records |
| All-Time Series Since 1901 1,075-882-10 |
| vs. Oakland Since 1968 294-240 |
| in Boston 172-94 |
| at Oakland Coliseum 122-146 |
| Series Highs Since 1968 (Most Recent Occurrence) |
| Boston (in Boston) |
| Runs 16 (2, 5/20/1996) |
| Hits 21 (5/20/1996) |
| Errors 6 (6/14/1969) |
| Boston (in Oakland) |
| Runs 16 (9/2/2016) |
| Hits 19 (2, 5/8/2002) |
| Errors 4 (3, 6/6/1978) |
| Athletics (in Boston) |
| Runs 21 (6/14/1969) |
| Hits 25 (6/14/1969) |
| Errors 4 (3, 4/15/2000) |
| Athletics (in Oakland) |
| Runs 20 (8/31/2012) |
| Hits 19 (2, 8/31/2012) |
| Errors 4 (2, 7/9/1985) |



SEATTLE MARINERS

Safeco Field
1250 First Avenue S., Seattle, WA 98134 | 206-346-4000

| | |
|--|----------------------------|
| Chairman | John Stanton |
| President & Chief Executive Officer | Kevin Mather |
| Executive Vice President & General Manager | Jerry Dipoto |
| Vice President, Communications | Tim Hevly |
| Senior Managers, Baseball Information | Kelly Munro |
| Director of Major League Operations | Jack Mosimann |
| 2017 Record | 78-84 |
| Stadium (First Season/Capacity) | Safeco Field (1999/47,943) |
| Media Relations Telephone/Fax | 206-346-4000/206-346-4400 |

Series Facts

| | |
|---|-------------------------|
| Longest Red Sox Winning Streak | 15 (5/4/1977-6/17/1978) |
| Longest Mariners Winning Streak | 5 (7/22/2006-8/27/2006) |
| Most consecutive series won by Red Sox | 6 (5/3/1977-6/18/1978) |
| Most consecutive series won by Mariners | 5 (5/29/1992-5/4/1993) |

Last Sweeps

| | |
|--------------------------------|----------------|
| Red Sox 2-game in Boston | 5/14-5/15/2012 |
| Red Sox 3-game in Boston | 7/30-8/1/2013 |
| Red Sox 4-game in Boston | 8/22-8/25/2003 |

| | |
|---------------------------------|----------------|
| Red Sox 2-game in Seattle | 5/7-5/8/1986 |
| Red Sox 3-game in Seattle | 9/13-9/15/2010 |
| Red Sox 4-game in Seattle | N/A |

| | |
|---------------------------------|----------------|
| Mariners 2-game in Boston | 5/3-5/4/1993 |
| Mariners 3-game in Boston | 8/22-8/24/2014 |
| Mariners 4-game in Boston | N/A |

| | |
|----------------------------------|----------------|
| Mariners 2-game in Seattle | 4/25-4/26/1994 |
| Mariners 3-game in Seattle | 6/25-6/27/2007 |
| Mariners 4-game in Seattle | N/A |



TAMPA BAY RAYS

Tropicana Field
One Tropicana Drive, St. Petersburg, FL 33705 | 727-825-3137

| | |
|---|-------------------------------|
| Principal Owner | Stuart Sternberg |
| President | Brian Auld |
| President, Baseball Operations | Matt Silverman |
| Senior Director, Communications | Dave Haller |
| Director, Team Travel and Logistics | Chris Westmoreland |
| 2017 Record | 80-82 |
| Stadium (First Season/Capacity) | Tropicana Field (1998/31,042) |
| Media Relations Telephone/Fax | 727-825-3242/727-825-3111 |

Series Facts

| | |
|--|-------------------------|
| Longest Red Sox Winning Streak | 11 (4/6-6/26/2001) |
| Longest Rays Winning Streak | 6 (8/16-9/15/2011) |
| Most consecutive series won by Red Sox | 7 (4/28/2004-4/17/2005) |
| Most consecutive series won by Rays | 5 (9/17/2008-5/3/2009) |

Last Sweeps

| | |
|--------------------------------|----------------|
| Red Sox 2-game in Boston | 4/26-4/27/2002 |
| Red Sox 3-game in Boston | 7/8-7/10/16 |
| Red Sox 4-game in Boston | 5/25-5/28/2006 |

| | |
|-----------------------------------|---------------|
| Red Sox 2-game in Tampa Bay | 8/8-8/9/2017 |
| Red Sox 3-game in Tampa Bay | 9/23-25/2016 |
| Red Sox 4-game in Tampa Bay | 9/9-9/12/2002 |

| | |
|-----------------------------|----------------|
| Rays 2-game in Boston | 9/25-9/26/2012 |
| Rays 3-game in Boston | N/A |
| Rays 4-game in Boston | 4/16-4/19/2010 |

| | |
|--------------------------------|----------------|
| Rays 2-game in Tampa Bay | 8/4-8/5/2009 |
| Rays 3-game in Tampa Bay | 5/23-5/25/2014 |
| Rays 4-game in Tampa Bay | N/A |

Scott Servais, Manager

Tampa Bay Record: 164-180
Career Record: 164-180

Series Records All-Time Series

238-177

in Boston
125-77

in Seattle
113-100

at Safeco Field
40-47

Series Highs

(Most Recent Occurrence)

Boston (in Boston)

Runs

Hits

Errors

Boston (in Seattle)

Runs

Hits

Errors

Mariners (in Boston)

Runs

Hits

Errors

Mariners (in Seattle)

Runs

Hits

Errors

Kevin Cash, Manager

Tampa Bay Record: 228-258
Career Record: 228-258

Series Records All-Time Series

203-151

in Boston
111-66

in Tampa Bay
92-85

at Tropicana Field
92-85

Series Highs

(Most Recent Occurrence)

Boston (in Boston)

Runs

Hits

Errors

Boston (in Tampa Bay)

Runs

Hits

Errors

Rays (in Boston)

Runs

Hits

Errors

Rays (in Tampa Bay)

Runs

Hits

Errors



TEXAS RANGERS

Globe Life Park in Arlington
1000 Ballpark Way, Ste. 400, Arlington, TX 76011 | 817-273-5222

Co-Chairmen.....Ray C. Davis, Bob R. Simpson
 President of Baseball Operations and General Manager.....Jon Daniels
 Executive Vice President, Communications.....John Blake
 Senior Director, Media Relations.....Rich Rice
 Director of Travel.....Josh Shelton
 2017 Record.....78-84
 Stadium (First Season/Capacity).....Globe Life Park in Arlington (1994/48,114)
 Media Relations Telephone/Fax.....817-273-5203/817-273-5110

Series Facts (Since 1972)

Longest Red Sox Winning Streak.....9 (7/2/2007-9/5/2008)
 Longest Rangers Winning Streak.....9 (2, last 4/28/1978-5/30/1979)
 Most consecutive series won by Red Sox.....6 (7/9/2004-4/5/2006)
 Most consecutive series won by Rangers.....5 (2, 8/24/1993-7/16/1995)

Last Sweeps (Since 1972)

Red Sox 2-game in Boston.....8/18/1998 (DH)
 Red Sox 3-game in Boston.....5/23-5/25/2017
 Red Sox 4-game in Boston.....4/18-4/21/2008

Red Sox 2-game in Texas.....8/4-8/5/1997
 Red Sox 3-game in Texas.....5/25-5/27/2007
 Red Sox 4-game in Texas.....N/A

Rangers 2-game in Boston.....4/17-4/18/2012
 Rangers 3-game in Boston.....8/11-8/13/1997
 Rangers 4-game in Boston.....N/A

Rangers 2-game in Texas.....5/11-5/12/1998
 Rangers 3-game in Texas.....5/3-5/5/2013
 Rangers 4-game in Texas.....5/23-5/26/1985

2018 Opponents



TORONTO BLUE JAYS

Rogers Centre
1 Blue Jays Way, Ste. 3200, Toronto, ON M5V 1J1, Canada | 416-341-1000

Chairman, Toronto Blue Jays.....Edward Rogers
 Vice Chairman, Rogers Communications, Inc.Phil Lind
 President and Chief Executive Officer.....Mark Shapiro
 Executive Vice President, Baseball Operations/General Manager.....Ross Atkins
 Vice President, Baseball Media.....Jay Stenhouse
 Director Team Travel and Clubhouse Operations.....Mike Shaw
 2017 Record.....76-86
 Stadium (First Season/Capacity).....Rogers Centre (1989/49,286)
 Media Relations Telephone/Fax.....416-341-1301

Series Facts

Longest Red Sox Winning Streak.....11 (4/16-7/11/2002)
 Longest Blue Jays Winning Streak.....8 (8/11/1987-6/11/1988)
 Most consecutive series won by Red Sox.....6 (4/24/1977-5/31/1978)
 Most consecutive series won by Blue Jays.....7 (7/27/1987-6/4/1989)

Last Sweeps

Red Sox 2-game in Boston.....9/17-9/18/1997
 Red Sox 3-game in Boston.....8/28-8/30/2009
 Red Sox 4-game or more in Boston.....(5-game) 7/1-7/4/2002

Red Sox 2-game in Toronto.....4/16-4/17/2002
 Red Sox 3-game in Toronto.....8/28-8/30/2017
 Red Sox 4-game in Toronto.....5/31-6/3/2001

Blue Jays 2-game in Boston.....8/16-8/17/2008
 Blue Jays 3-game in Boston.....6/12-6/14/2015
 Blue Jays 4-game in Boston.....6/2-6/5/1988

Blue Jays 2-game in Toronto.....5/10-5/11/2011
 Blue Jays 3-game in Toronto.....4/4-4/6/2008
 Blue Jays 4-game in Toronto.....9/3-9/6/1998

Jeff Banister, Manager

Texas Record: 261-225

Career Record: 261-225

Series Records All-Time Series Since 1972

235-226

in Boston

139-91

in Texas

96-135

at Globe Life Park

42-59

Series Highs Since 1972 (Most Recent Occurrence)

Boston (in Boston)

Runs.....19 (8/12/2008)

Hits.....21 (2, 7/4/2016)

Errors.....5 (9/1/1993)

Boston (in Texas)

Runs.....17 (8/5/1997)

Hits.....24 (8/5/1997)

Errors.....4 (3, 4/4/1996)

Rangers (in Boston)

Runs.....18 (4/17/2012)

Hits.....22 (6/11/2006)

Errors.....4 (8/22/2002)

Rangers (in Texas)

Runs.....19 (8/1/2002)

Hits.....20 (8/1/2002)

Errors.....5 (7/19/1975)

John Gibbons, Manager

Toronto Record: 720-700

Career Record: 720-700

Series Records All-Time Series

338-278

in Boston

164-144

in Toronto

174-134

at Rogers Centre

130-101

Series Highs (Most Recent Occurrence)

Boston (in Boston)

Runs.....18 (9/13/2011)

Hits.....22 (10/4/1980)

Errors.....6 (9/24/1984)

Boston (in Toronto)

Runs.....16 (2, 6/11/2011)

Hits.....21 (2, 7/2/2017)

Errors.....4 (2, 4/6/2008)

Blue Jays (in Boston)

Runs.....16 (8/20/2010)

Hits.....22 (2, 8/17/2008)

Errors.....4 (2, 7/3/2002)

Blue Jays (in Toronto)

Runs.....13 (2, 9/24/2006)

Hits.....19 (2, 6/1/2003)

Errors.....4 (8/11/1991)



ATLANTA BRAVES

SunTrust Park
755 Battery Avenue Southeast, Atlanta, GA 30339 | 404-522-7630

Chairman and CEO..... Terence McGuirk
Vice Chairman..... John Schuerholz
Executive Vice President/General Manager..... Alex Anthopoulos
Senior Director of Media Relations..... Brad Hainje
Senior Manager, Media Relations..... Adrienne Midgley
Senior Advisor, Team Travel and Clubhouse Services..... Bill Acree
2017 Record..... 72-90
Stadium (First Season/Capacity)..... SunTrust Park (2017/41,149)
Media Relations Telephone/Fax..... 404-614-1541/404-614-1391

| | |
|--|-------------------|
| Brian Snitker, Manager | |
| Atlanta Record: 131-155 | |
| Career Record: 131-155 | |
| Series Records All-Time Series 35-31 | |
| Series Highs (Most Recent Occurrence) | |
| Boston (in Boston) | |
| Runs..... | 13 (5/19/2007) |
| Hits..... | 18 (2, 6/16/2015) |
| Errors..... | 4 (5/21/2005) |
| Boston (in Atlanta) | |
| Runs..... | 11 (2, 4/26/2016) |
| Hits..... | 15 (6/20/2007) |
| Errors..... | 3 (2, 7/10/1999) |
| Braves (in Boston) | |
| Runs..... | 15 (8/30/1997) |
| Hits..... | 19 (8/30/1997) |
| Errors..... | 3 (5/29/2014) |
| Braves (in Atlanta) | |
| Runs..... | 10 (7/4/2004) |
| Hits..... | 15 (2, 6/18/2007) |
| Errors..... | 2 (6, 4/25/2016) |

Last Sweeps

Red Sox 2-game in Boston..... 5/28-5/29/2014
Red Sox 3-game in Boston..... N/A
Red Sox 4-game in Boston..... Never Played

Red Sox 2-game in Atlanta..... 4/25-4/26/2016
Red Sox 3-game in Atlanta..... 6/16-6/18/2006
Red Sox 4-game in Atlanta..... Never Played

Braves 2-game in Boston..... Never Played
Braves 3-game in Boston..... 6/28-6/30/2002
Braves 4-game in Boston..... Never Played

Braves 2-game in Atlanta..... Never Played
Braves 3-game in Atlanta..... N/A
Braves 4-game in Atlanta..... Never Played

ACTIVE OPPONENT LEADERS VS. RED SOX (Regular Season Career)

BATTING

| RANK/PLAYER | AVG* | RANK/PLAYER | HR | RANK/PLAYER | RBI |
|---------------------|------|------------------------|----|------------------------|-----|
| 1. J. Altuve..... | .355 | 1. J. Bautista..... | 43 | 1. R. Canó..... | 116 |
| 2. K. Suzuki..... | .337 | 2. E. Longoria..... | 31 | 2. E. Longoria..... | 106 |
| 3. M. Brantley..... | .329 | 3. E. Encarnacion..... | 30 | 3. J. Bautista..... | 103 |
| 4. A. Pujols..... | .321 | 4. A. Jones..... | 28 | 4. A. Jones..... | 97 |
| 5. M. Trout..... | .320 | 5. R. Canó..... | 25 | 5. E. Encarnacion..... | 93 |

*Minimum 150 PA

PITCHING

| RANK/PLAYER | ERA* | RANK/PLAYER | W | RANK/PLAYER | SO |
|----------------------|------|---------------------|----|---------------------|-----|
| 1. J. Verlander..... | 2.88 | 1. C. Sabathia..... | 17 | 1. C. Sabathia..... | 221 |
| 2. K. Tillman..... | 3.03 | 2. D. Price..... | 11 | 2. S. Kazmir..... | 166 |
| 3. D. Price..... | 3.08 | 3. C. Tillman..... | 10 | 3. J. Shields..... | 151 |
| 4. J. Happ..... | 3.22 | 4. B. Colón..... | 9 | 4. B. Colón..... | 146 |
| 5. A. Cobb..... | 3.43 | S. Kazmir..... | 9 | 5. D. Price..... | 139 |
| | | J. Shields..... | 9 | | |

*Minimum 70.0 IP

OPPONENTS LAST TIME (Regular Season)

Batting

Stole home..... Seth Smith, 5/4/17 vs. BAL (3rd-inning double steal off K. Kendrick)
Hit a pinch-hit home run..... Ezequiel Carrera, 4/18/17 at TOR
Hit an inside-the-park grand slam..... Junior Felix, 6/2/89 vs. TOR
Hit an extra-inning grand slam..... Jason Kubel, 6/13/06 at MIN (12th inning off J. Tavaréz)
Hit a game-ending grand slam..... Mark Teixeira, 9/28/16 at NYY (9th inning off J. Kelly)

Pitching

Pitched a No-hitter..... Chris Bosio, 4/22/93 at SEA
Pitched a No-hitter at Fenway Park..... Jim Bunning, 7/20/58 vs. DET (G1)
Held the Red Sox to 1 hit..... Smyly, Ramírez, Colomé, 4/19/16 vs. TB

2018
Opponents



MIAMI MARLINS

Marlins Park
501 Marlins Way, Miami, FL 33125 | 305-480-1300

| | |
|--|----------------------------|
| Chairman & Principal Owner..... | Bruce Sherman |
| Chief Executive Officer..... | Derek Jeter |
| President, Baseball Operations..... | Michael Hill |
| Director, Publications & Baseball Information..... | Marty Sewell |
| Director, Team Travel..... | Manny Colon |
| 2017 Record..... | 77-85 |
| Stadium (First Season/Capacity)..... | Marlins Park (2012/37,442) |
| Media Relations Telephone/Fax..... | 305-480-1300/305-408-3013 |

Last Sweeps

| | |
|-------------------------------|----------------|
| Red Sox 2-game in Boston..... | Never Played |
| Red Sox 3-game in Boston..... | 6/19-6/21/2012 |
| Red Sox 4-game in Boston..... | Never Played |

| | |
|------------------------------|--------------|
| Red Sox 2-game in Miami..... | Never Played |
| Red Sox 3-game in Miami..... | N/A |
| Red Sox 4-game in Miami..... | Never Played |

| | |
|-------------------------------|--------------|
| Marlins 2-game in Boston..... | Never Played |
| Marlins 3-game in Boston..... | N/A |
| Marlins 4-game in Boston..... | Never Played |

| | |
|------------------------------|--------------|
| Marlins 2-game in Miami..... | Never Played |
| Marlins 3-game in Miami..... | N/A |
| Marlins 4-game in Miami..... | Never Played |



NEW YORK METS

Citi Field
123-01 Roosevelt Avenue, Queens, NY 11368 | 718-507-6387

| | |
|---|---------------------------|
| Chairman & Chief Executive Officer..... | Fred Wilpon |
| President..... | Saul B. Katz |
| General Manager..... | Sandy Alderson |
| Vice President, Media Relations..... | Jay Horwitz |
| Director, Media Relations..... | Ethan Wilson |
| Director, Team Travel..... | Brian Small |
| 2017 Record..... | 70-92 |
| Stadium (First Season/Capacity)..... | Citi Field (2009/41,922) |
| Media Relations Telephone/Fax..... | 718-565-4330/718-639-3619 |

Last Sweeps

| | |
|-------------------------------|----------------|
| Red Sox 2-game in Boston..... | Never Played |
| Red Sox 3-game in Boston..... | 6/27-6/29/2006 |
| Red Sox 4-game in Boston..... | Never Played |

| | |
|---------------------------------|--------------|
| Red Sox 2-game in New York..... | Never Played |
| Red Sox 3-game in New York..... | N/A |
| Red Sox 4-game in New York..... | Never Played |

| | |
|----------------------------|--------------|
| Mets 2-game in Boston..... | Never Played |
| Mets 3-game in Boston..... | N/A |
| Mets 4-game in Boston..... | Never Played |

| | |
|------------------------------|--------------|
| Mets 2-game in New York..... | Never Played |
| Mets 3-game in New York..... | N/A |
| Mets 4-game in New York..... | Never Played |

| | |
|---|-------------------|
| Don Mattingly, Manager | |
| Miami Record: 156-167 | |
| Career Record: 602-530 | |
| Series Records All-Time Series 22-12 | |
| Series Highs since 1970 (Most Recent Occurrence) Boston (in Boston) | |
| Runs..... | 25 (6/27/2003) |
| Hits..... | 28 (6/27/2003) |
| Errors..... | 4 (6/30/1997) |
| Boston (in Miami) | |
| Runs..... | 11 (7/1/2006) |
| Hits..... | 14 (2, 6/13/2012) |
| Errors..... | 3 (6/27/1998) |
| Marlins (in Boston) | |
| Runs..... | 10 (2, 6/28/2003) |
| Hits..... | 16 (7/19/1999) |
| Errors..... | 3 (7/8/2015) |
| Marlins (in Miami) | |
| Runs..... | 14 (8/12/2015) |
| Hits..... | 17 (8/12/2015) |
| Errors..... | 2 (2, 6/12/2012) |

| | |
|--|------------------|
| Mickey Callaway, Manager | |
| New York Record: 1st Season | |
| Career Record: 1st Season | |
| Series Records All-Time Series 13-11 | |
| Series Highs (Most Recent Occurrence) Boston (in Boston) | |
| Runs..... | 12 (5/24/2009) |
| Hits..... | 16 (5/24/2009) |
| Errors..... | 2 (6/6/1998) |
| Boston (in New York) | |
| Runs..... | 10 (6/15/1997) |
| Hits..... | 13 (6/15/1997) |
| Errors..... | 1 (5, 8/30/2015) |
| Mets (in Boston) | |
| Runs..... | 9 (6/5/1998) |
| Hits..... | 12 (7/14/2000) |
| Errors..... | 3 (5/22/2009) |
| Mets (in New York) | |
| Runs..... | 5 (3, 8/30/2015) |
| Hits..... | 12 (6/13/1997) |
| Errors..... | 2 (3, 7/14/2001) |

ACTIVE OPPONENT HOME RUN LEADERS AT FENWAY PARK (Regular Season)

| PLAYER | HR | PLAYER | HR |
|------------------------|----|----------------------------|----|
| José Bautista..... | 26 | Nelson Cruz..... | 8 |
| Edwin Encarnacion..... | 17 | Curtis Granderson (L)..... | 8 |
| Evan Longoria..... | 17 | Adam Lind (L)..... | 8 |
| Robinson Canó (L)..... | 15 | Mike Napoli..... | 8 |
| Adam Jones..... | 13 | Mark Reynolds..... | 8 |
| Chris Davis (L)..... | 10 | | |

2018 Opponents



PHILADELPHIA PHILLIES

Citizens Bank Park
One Citizens Bank Way, Philadelphia, PA 19148 | 215-463-6000

| | |
|---|----------------------------------|
| Chairman | David Montgomery |
| President | Andy MacPhail |
| Vice President & General Manager | Matt Klentak |
| Vice President, Communications | Bonnie Clark |
| Director, Baseball Communications | Greg Casterioto |
| Coordinator, Team Travel | Jameson Hall |
| 2017 Record | 66-96 |
| Stadium (First Season/Capacity) | Citizens Bank Park (2004/43,651) |
| Media Relations Telephone/Fax | 215-463-6000/215-389-3050 |

Last Sweeps

| | |
|--------------------------------|----------------|
| Red Sox 2-game in Boston | 6/12-6/13/2017 |
| Red Sox 3-game in Boston | 9/4-9/6/2015 |
| Red Sox 4-game in Boston | Never Played |

| | |
|--------------------------------------|----------------|
| Red Sox 2-game in Philadelphia | N/A |
| Red Sox 3-game in Philadelphia | 6/24-6/26/2005 |
| Red Sox 4-game in Philadelphia | Never Played |

| | |
|---------------------------------|----------------|
| Phillies 2-game in Boston | 6/22-6/23/1998 |
| Phillies 3-game in Boston | N/A |
| Phillies 4-game in Boston | Never Played |

| | |
|---------------------------------------|----------------|
| Phillies 2-game in Philadelphia | 6/21-6/22/2003 |
| Phillies 3-game in Philadelphia | 6/2-6/4/2000 |
| Phillies 4-game in Philadelphia | Never Played |

| |
|--|
| Gabe Kapler, Manager |
| Philadelphia Record: 1st Season |
| Career Record: 1st Season |
| Series Records All-Time Series 39-24 |
| Series Highs (Most Recent Occurrence) Boston (in Boston) |
| Runs..... 12 (4, 6/11/2010) |
| Hits 17 (6/11/2010) |
| Errors 4 (6/26/2004) |
| Boston (in Philadelphia) |
| Runs..... 13 (9/1/2003) |
| Hits 15 (2, 6/26/2005) |
| Errors 2 (4, 4/8/2015) |
| Phillies (in Boston) |
| Runs..... 11 (7/17/1999) |
| Hits 18 (7/17/1999) |
| Errors 2 (6/9/2001) |
| Phillies (in Philadelphia) |
| Runs..... 11 (2, 6/14/2009) |
| Hits 15 (5/19/2012) |
| Errors 3 (2, 4/9/2015) |



WASHINGTON NATIONALS

Nationals Park
1500 South Capitol Street, SE, Washington, DC 20003 | 202-640-7000

| | |
|--|------------------------------|
| Managing Principal Owner | Theodore N. Lerner |
| President of Baseball Operations & General Manager | Mike Rizzo |
| Director, Communications | Kyle Brostowitz |
| Vice President, Clubhouse Operations & Team Travel | Rob McDonald |
| 2017 Record | 97-65 |
| Stadium (First Season/Capacity) | Nationals Park (2008/41,339) |
| Media Relations Telephone/Fax | 202-640-7000/202-640-7999 |

Last Sweeps

| | |
|--------------------------------|----------------|
| Red Sox 2-game in Boston | Never Played |
| Red Sox 3-game in Boston | 6/19-6/21/2006 |
| Red Sox 4-game in Boston | Never Played |

| | |
|------------------------------------|--------------|
| Red Sox 2-game in Washington | Never Played |
| Red Sox 3-game in Washington | N/A |
| Red Sox 4-game in Washington | Never Played |

| | |
|----------------------------------|--------------|
| Nationals 2-game in Boston | Never Played |
| Nationals 3-game in Boston | 6/7-6/9/1999 |
| Nationals 4-game in Boston | Never Played |

| | |
|--------------------------------------|---------------|
| Nationals 2-game in Washington | Never Played |
| Nationals 3-game in Washington | 6/8-6/10/2012 |
| Nationals 4-game in Washington | Never Played |

| |
|--|
| Dave Martinez, Manager |
| Washington Record: 1st Season |
| Career Record: 1st Season |
| Series Records All-Time Series 15-12 |
| Series Highs (Most Recent Occurrence) Boston (in Boston) |
| Runs..... 15 (7/2/1998) |
| Hits 20 (7/2/1998) |
| Errors 2 (4/13/2015) |
| Boston (in Washington) |
| Runs..... 11 (6/23/2009) |
| Hits 17 (6/23/2009) |
| Errors 2 (3, 6/25/2009) |
| Nationals (in Boston) |
| Runs..... 10 (4/15/2015) |
| Hits 12 (2, 4/15/2015) |
| Errors 4 (6/30/1998) |
| Nationals (in Washington) |
| Runs..... 13 (6/9/1999) |
| Hits 14 (6/9/1999) |
| Errors 3 (9/2/1997) |

2018 Opponents

ALL-TIME OPPONENT HOME RUN LEADERS AT FENWAY PARK (Regular Season)

| PLAYER | HR | YEARS | PLAYER | HR | YEARS |
|-------------------------|----|-----------|--------------------------|----|---------------------|
| Babe Ruth (L) | 38 | 1920-1934 | Joe Gordon | 27 | 1938-1943/1946-1950 |
| Mickey Mantle (S) | 38 | 1951-1968 | José Bautista | 26 | 2004-2017 |
| Harmon Killebrew | 37 | 1954-1975 | Rocky Colavito | 26 | 1955-1968 |
| Al Kaline | 30 | 1953-1974 | Willie Horton | 26 | 1963-1980 |
| Joe DiMaggio | 29 | 1936-1951 | Ken Keltner | 25 | 1937-1944/1946-1949 |
| Alex Rodriguez | 29 | 1994-2016 | Roy Sievers | 25 | 1949-1965 |
| Gus Zernial | 28 | 1949-1959 | Vic Wertz (L) | 25 | 1947-1958/1961-1963 |
| Lou Gehrig (L) | 27 | 1923-1939 | Reggie Jackson (L) | 25 | 1967-1987 |

THE GREAT FENWAY PARK WRITERS SERIES

THE GREAT FENWAY PARK WRITERS SERIES is the only literary series sponsored by a professional sports team. It is a series that unites Red Sox fans with authors of books on baseball, history, religion, society, politics, and poetry.

Now in its 15th year, Writers Series guests have included U.S. Senator Elizabeth Warren; United States Supreme Court Associate Justice Stephen Breyer; former U.S. Senator Bill Bradley; *New York Times* executive editor Bill Keller; writer and feminist leader Gloria Steinem; former UMass President William Bulger; former Maryland Lt. Governor Kathleen Kennedy Townsend; Canada's former Liberal Party Leader Michael Ignatieff; Paul Reid, biographer of Winston Churchill; North Carolina poet Tim Peeler; Curt Smith, speech writer for President George H.W. Bush; *New York Times* military affairs correspondent Michael Gordon; Sally Ride biographer Lynn Sherr; Harvard President Drew Gilpin Faust; Washington Post columnist E.J. Dionne Jr.; MSNBC *Morning Joe Show* co-host Mika Brzezinski; and Claudia Williams, daughter of the immortal Ted.

The list of those who have written books on baseball and sports includes: ESPN's Linda Cohn, Jim Nantz of CBS Sports, Christine Brennan of *USA Today*, *Boys of Summer* author Roger Kahn, Frank Deford of *Sports Illustrated*, former *Boston Globe* columnists Jackie MacMullan, Dan Shaughnessy and Bob Ryan, Ted Williams' biographer Ben Bradlee Jr., *New York Times* columnists George Vecsey and Dan Barry, and Dan Schlossberg, who has written 37 books on baseball..

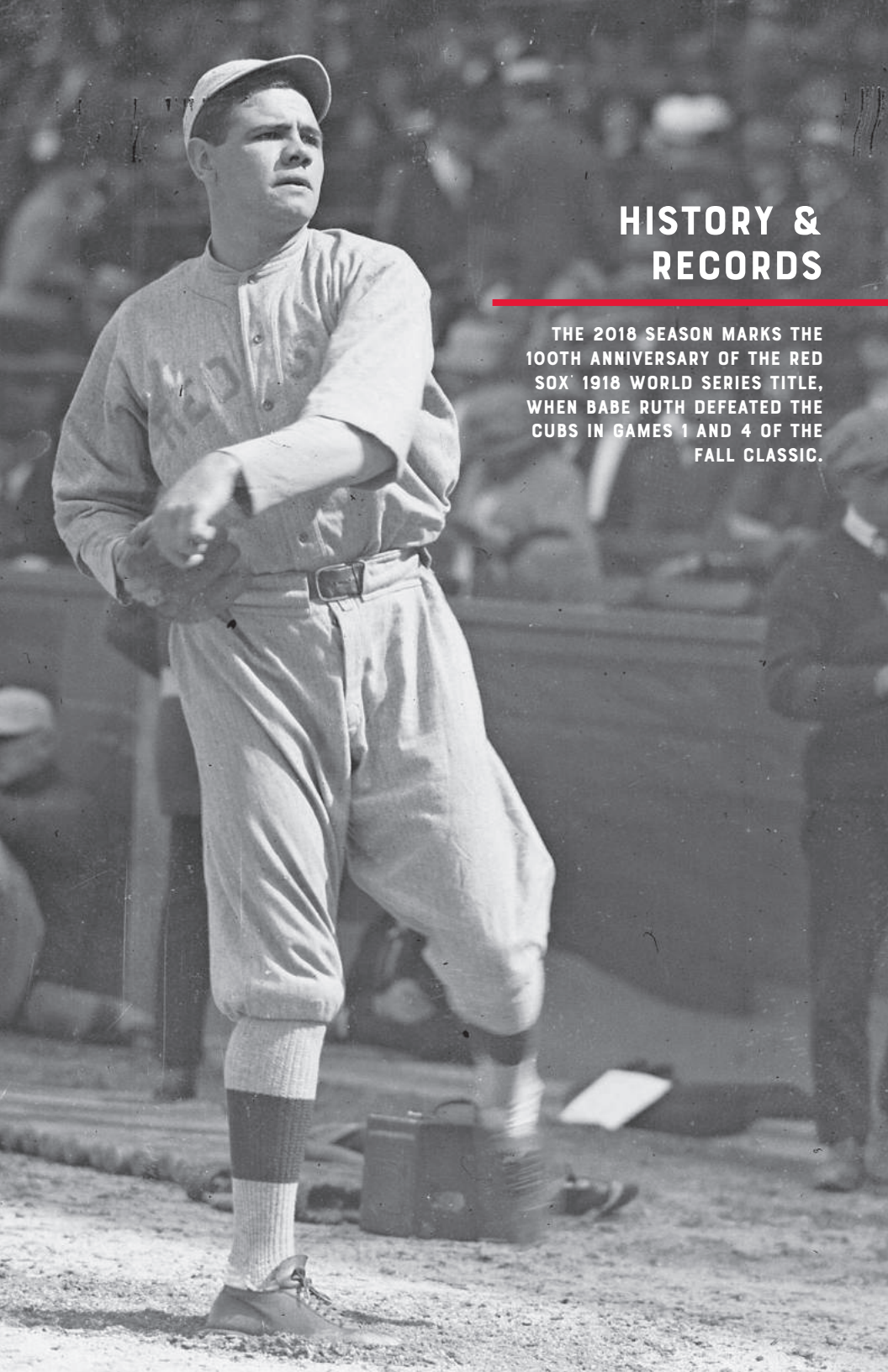
Luncheon and dinner events of The Writers Series are held at Fenway Park, the Residence Inn Boston Back Bay/Fenway, and the Hotel Commonwealth.

For information regarding upcoming events, please visit: www.fenwayparkwriters.org.

Inquiries about the series, may be obtained by email: FenwayParkWriters@gmail.com.

Chairman of The Writers Series is George Mitrovich, president of two leading American public forums, The City Club of San Diego and The Denver Forum; organizations that have presented, with The Writers Series, more than 1,800 programs in the public interest (collectively over 85 years).





HISTORY & RECORDS

THE 2018 SEASON MARKS THE
100TH ANNIVERSARY OF THE RED
SOX' 1918 WORLD SERIES TITLE,
WHEN BABE RUTH DEFEATED THE
CUBS IN GAMES 1 AND 4 OF THE
FALL CLASSIC.

The History of the Red Sox

1901-1909

The American League was formed in **1901**, and Boston, Chicago, Cleveland and Detroit are the remaining charter members. The Boston American League Base Ball Club—officially known as the Americans, but also known by the media as the Somersets after owner **Charles Somers**—started the season on the road April 26 against



Cy Young pitched the first perfect game of the modern era on May 5, 1904.

the Baltimore Orioles (now the New York Yankees), but didn't get their 1st win until April 30 in Philadelphia, a 10-inning, 8-6 decision pitched by **Cy Young**. Young also won the Huntington Avenue Grounds home opener May 8 against Philadelphia, 12-4. In **1903**, the team finished 1st with a 91-47 record and earned a berth in the 1st World Series against the National League Pittsburgh Pirates. Game 1 was played at Huntington Avenue and pitched by Young, who lost that day but then won 2 games in the Series. Boston won 5 games to 3, in a best of 9 series, bolstered by **Bill Dinneen's** 3 victories. **1904** brought another successful year with Young pitching the 1st perfect game of the modern era in the Huntington Avenue Grounds against Philadelphia on May 5. With a 95-59 record, the 1904 Americans were set to play the New York Giants in the World Series, but Giants manager John McGraw and owner John Brush refused to play, making this the 1st of only 2 times since 1903 the World Series was not played. After **1907**, the cross-town National League Red Stockings adopted the name "Doves" and changed the team colors from red to blue. Americans owner **John I. Taylor** snapped up the popular color, and renamed his team the Red Sox. In the latter half of the decade, Young continued to dominate, throwing a no-hitter in New York in **1908** on the way to his record 511 career wins. The Red Sox, however, would not see postseason play again until the next decade.

1910-1919

Taylor decided the Red Sox needed a new ballpark. Fenway Park opened in **1912**, and a decade of dynasty began. The new park, named Fenway Park due to its location in the Fenway part of Boston, opened April 20, 1912, with the Red Sox taking a 7-6, 11-inning decision from the New York Highlanders (Yankees). With a 105-47 record, the Sox headed for the World Series led by fireballer **Smoky Joe Wood's** 34-5 record, and center fielder **Tris Speaker's** .383 batting average. This time, McGraw did bring the Giants to the World Series, and the Sox defeated them 4 games to 3 with one tie. The Red Sox picked up a young left-handed pitcher in **1914** by the name of **George Herman "Babe" Ruth**, who would figure prominently in the Red Sox World Series dynasty of the next several years. The Red Sox went to the World Series 3 more times in the decade and won each year. The **1915** Series was marked by the strong hitting and fielding performances of the legendary Sox outfield of **Duffy Lewis**, Speaker, and **Harry Hooper**. After dropping Game 1, the Sox won the next 4 to defeat the Philadelphia Phillies for the championship. In **1916**, Ruth was the season and Series hero, with a 23-12 regular-season record and a 1.75 ERA. In Game 2 of the World Series, Ruth pitched a 14-inning, complete-game, 2-1 win against Brooklyn, while the Sox went on to take the Series 4 games to 1 for the 2nd straight year. The Red Sox played their World Series games in 1915 and 1916 in the new and larger capacity National League Braves Field on Commonwealth Ave., which held 40,000 fans. In **1918**, Ruth extended his streak to 29.2 scoreless World Series innings, a record that stood until 1961, and also tied for the league lead with 11 home runs. In the World Series against the Chicago Cubs, Ruth and **Carl Mays** each won 2 games to lead the Sox to their 4th World Championship in 7 years. Journeyman LF **George Whiteman** was the club's unsung Series hero.


1920-1929

After Sox owner **Harry Frazee** sold Ruth and most of his best players to the Yankees, the "Roaring Twenties" were anything but for the Red Sox. The team did not finish .500 or better in any year of the decade, losing over 100 games in 3 straight seasons from **1925-1927**. To add to the difficulty on the field, the ballpark itself suffered a setback. On May 8, **1926**, fire roared through Fenway Park, destroying much of the left-field bleacher sections. Then-owner **Bob Quinn** could not afford to rebuild the sections, and the difficult decade for the Sox continued. All was not gloomy, however, as there were several standout performances by individual players during the decade. Pitcher **Sam Jones** won 23 games in **1921**, and **Howard Ehmke** won 39 games for the Sox in **1923-1924**, including a no-hitter against Philadelphia in 1923. First baseman **Stuffy McInnis**, a member of the 1918 world champion team, set an AL record with a .999 fielding percentage in 1921 and held the Red Sox career fielding percentage record at 1st base (.996) until Kevin Youkilis passed him in 2009.

The History of the Red Sox, Continued

1930-1939

The '30s brightened for the Red Sox, and though the team did not make it back to the great years of the 1910s, a new dynasty of ownership began in **1933**, when 30-year-old millionaire **Tom Yawkey** bought the club. His 1st order of business was to rebuild the fire-scarred stadium. Ironically, on Jan. 5, **1934**, during construction of the new Fenway Park, another fire raged through the ballpark, destroying much of the progress. The park was still ready for Opening Day 1934, when the Sox lost to **Joe Cronin** and his Washington Senators on April 17. The Red Sox fielded far better teams than they had in the decade prior, and also saw attendance figures increase, especially after Fenway was refurbished. On August 12, 1934, 46,766 fans attended Ruth's farewell game at Fenway, spilling out onto the field. The next season, the Sox set their record single-day attendance which still stands, with 47,627 fans attending a doubleheader on September 22 against the Yankees. **1935** also saw shortstop Cronin traded to the Sox from Washington to become player-manager. **1938** was the high point of the decade, with Cronin leading the Sox to an 88-61 record, and MVP **Jimmie Foxx** hitting 50 home runs, a team record which stood until 2006, with 175 RBI and a league-high .349 average. Veteran **Lefty Grove** led the league in ERA for 4 of the last 5 years of the decade. **1939** brought forth a new era in Red Sox baseball, when **Ted Williams** began his legendary career. That season, the Red Sox had 5 future Hall of Famers on the roster in Williams, Cronin, Foxx, Grove and **Bobby Doerr**, and they finished with an 89-62 record. In **1931**, the Red Sox took the field with numbers on their uniforms for the 1st time. For some Red Sox players, these were the numbers that would forever be associated with them as Boston legends.



Ted Williams began his Hall of Fame career with the Red Sox in 1939.

1940-1949

The '40s got even better for the Red Sox. **1941** was a landmark year for the team, with Williams hitting .406 and Grove picking up his 300th career win. Williams is the last player to hit over .400 for a season, and Grove is 1 of 2 pitchers to get his 300th win as a Red Sox, the other being Cy Young. Williams continued his consistent hitting by picking up his 1st Triple Crown in **1942**, and his 2nd of 4 batting titles in the 40's. Rookie **Dave Ferriss** was 21-10 in **1945**, and helped the team return to the World Series in **1946** when he was 25-6. The Sox won the pennant by a comfortable 12-game margin in 1946, winning 104 games in the process, but lost the World Series for the 1st time in franchise history to the St. Louis Cardinals in 7 games. Fenway also played host to the 1946 All-Star Game, in which Williams went 4-for-4 with 2 home runs and 5 RBI. Coming off the AL pennant year, Williams won a 2nd Triple Crown in **1947**. Lights were also installed that season to start the era of night baseball at Fenway. **1948** and **1949** were both tough seasons for the Red Sox. While collecting 96 wins in each year, they finished both seasons 1 game out of 1st place. They lost a 1-game playoff to the Cleveland Indians in 1948; had the Sox won that game, they would have played the Boston Braves in the World Series. In 1949, they lost the final 2 games of the season in Yankee Stadium to finish 1 game behind the Yankees. The Sox teams of the late 40's were led by pitcher **Mel Parnell**, who won 25 games and the ERA title in 1949, while **Ellis Kinder** also picked up 23 victories in 1949. By the end of the 1940's, however, Williams had clearly established himself as one of the greatest players in baseball. He had played 8 major league seasons through 1949, and in that time he amassed 2 MVPs, 2 Triple Crowns, 4 RBI titles (1 tied with teammate **Vern Stephens**), 4 home run titles, and 4 batting titles. **Dom DiMaggio**, one of baseball's greatest centerfielders, had a .298 career average, scored 100 runs 7 times, was a 7-time All-Star and led the AL in 1950 with 11 triples, 15 stolen bases, and 131 runs scored. In 1948 he had 503 putouts (despite playing in the AL's smallest park), a record that stood until 1977. He is 1 of only 5 outfielders to have 500 putouts in a season. **Johnny Pesky**, an excellent all-around shortstop, had 200 hits in each of his 1st 3 ML seasons and had a .313 career average for the Red Sox.

1950-1959

The 50's were another decade of strong hitting for the Sox, starting off with the Rookie of the Year Award-winning performance by 1st baseman **Walter Dropo** in **1950**. Dropo was a part of perhaps the best-hitting Red Sox team ever, with the starting lineup averaging .313, and the entire team hitting .302. Infielder **Billy Goodman** won the batting championship in 1950 with his .354 average, while the team amassed a 94-60 record, which would ultimately be their best for the decade. Williams broke his elbow in the All-Star Game and played in only 89 games (28 HR, 97 RBI). For the 2nd time in his career, Williams put off baseball for military service in the Korean War in **1952** and **1953**, after serving 3 years during World War II. Upon his return, he continued his usual impressive hitting with a tremendous league-leading .388 batting average in **1957** with 38 home runs, and a 2nd straight title with a .328 average at the age of 40 in **1958**. Meanwhile, **Jackie Jensen** won the RBI title in **1955** (tied), **1958**, and **1959**, and the MVP in 1958. Rookie 3rd baseman **Frank Malzone** joined the team full-time in 1957 and won 3 Gold Glove Awards (1957-59). Some Red Sox pitchers also fared well in the 1950s, as Parnell continued his successful pitching through the 1st half of the decade, winning 69 games for the Sox from 1950-53 along with a no-hitter in **1956**. **Frank Sullivan** had 90 wins from 1954 to 1960, and Kinder became one of the league's best relief pitchers of the early 1950s. On July 21, 1959 infielder **Pumpsie Green** made his debut as the 1st Red Sox African-American major leaguer.

The History of the Red Sox, Continued

1960-1969

The end of the '50s also brought the end of the Williams era in Red Sox history. Williams hit his 521st and final home run into the Red Sox bullpen in his last at-bat on September 28, 1960. The spot he vacated in left field was filled in 1961 by rookie **Carl Yastrzemski**, who would later match some of Williams' feats. **Don Schwall** would collect Rookie of the Year honors after winning his first 10 decisions at Fenway on the way to a 15-7 record overall. Fenway Park also hosted the 1961 All-Star Game, a 1-1 tie, rained out after 9 innings. Sox pitching heroics continued in 1962 when both **Earl Wilson** and **Bill Monbouquette** tossed no-hitters. Monbouquette went on to win 20 games in 1963, the same year Yaz won his 1st batting title. **Dave Morehead** threw a no-hitter on September 16, 1965 against Cleveland at Fenway Park, but the Sox had their worst record of that decade, losing 100 games. One bright spot of 1965 was the emergence of Lynn, MA native **Tony Conigliaro**, who hit a league-leading 32 homers in his 2nd season, the 2nd of his 6 consecutive seasons of 20 or more home runs. After another losing season, finishing 9th in 1966, the Red Sox overcame 100-1 odds and won the "Impossible Dream" pennant in 1967 with a 92-70 record. Though they did not win the World Series, that season lives on as one of the greatest in Red Sox history. 1967 proved to be career years for **Jim Lonborg**, who won the Cy Young Award with a 22-9 record plus 2 World Series wins, and Yastrzemski, who won the Triple Crown and MVP. First baseman **George Scott** and outfielder **Reggie Smith** were key performers in the pennant drive. **Ken Harrelson** led the league with 109 RBI in 1968, while Yaz won his 3rd batting title. Yaz and **Rico Petrocelli** finished the '60s with 40-home run seasons in 1969.



Dwight Evans patrolled Fenway's right field from 1972-1990.

1970-1979

The era of Yaz continued into the '70s when he again hit 40 home runs while Conigliaro notched 36 of his own in 1970. In 1972, another young player made his mark by unanimously winning the Rookie of the Year Award. Catcher **Carlton Fisk**, a New Hampshire native, made his 1st full year in the majors count, leading the Red Sox to a 2nd-place finish, just a half-game out of 1st place, for their best finish since 1967. Pitcher **Luis Tiant** thrilled Sox fans and took home the ERA title that season. Two other famous rookies, **Jim Rice** and **Fred Lynn**, were added to the mix in 1975, and made their mark on another AL championship season. Lynn won both MVP and Rookie of the Year honors, the 1st player ever to do so in the same year, while Rice hit 22 home runs to Lynn's 21. Tiant, **Rick Wise**, and **Bill Lee** combined for 54 of the Red Sox' 95 wins in 1975, with Tiant and Wise pitching all 3 of the Red Sox wins in the World Series. In Game 6, **Bernie Carbo's** 2-out, 3-run home run in the 8th inning tied the game at 6-6. Fisk left his mark on baseball history when he hit a 12th-inning pitch off the left-field foul pole for a dramatic finish for the Red Sox, in what many consider to be the greatest World Series game ever. Once again, however, the Sox came up short, and were defeated by Cincinnati in 7 games. On July 9, 1976, owner **Tom Yawkey** passed away. **Mrs. Jean R. Yawkey**, **Haywood Sullivan**, and **Edward "Buddy" LeRoux** were approved by the AL as the new owners in May 1978. The Sox continued to be successful through the end of the 1970s. In 1977, they had 97 wins and finished just 2.5 games out of 1st. They finished 1978 with 99 wins, just 1 game out after losing, 5-4, in a 1-game playoff against the Yankees. Those 2 seasons were great years for Rice, who won the home run title in 1977, and took home MVP honors in 1978 after ending the season with the home run and RBI crowns. Lynn had a terrific 1979 season and won the batting championship, while Yaz got his 3,000th hit on September 12. That July, he also hit his 400th home run. **Dwight Evans** did his part, not only with his bat, but also in right field, picking up 3 Gold Glove Awards in the last 4 seasons of the decade. Versatile **Bob Stanley** made his entry upon the scene in 1977, and in his 12-year Red Sox career racked up what was then a club-record 132 saves. Shortstop **Rick Burleson** teamed with 2nd baseman and Fall River, MA native **Jerry Remy** to form one of the club's best double-play combinations.

1980-1989

3rd baseman **Carney Lansford** won a batting championship in 1981. Evans tied for the 1981 AL home run title, one of his seven 20-plus HR seasons in the decade. Rice won the HR title in 1983 with 39, followed closely by **Tony Armas**, who had 36. Armas then hit 43 in 1984 to lead the AL. The early '80s were not particularly successful for the Red Sox, however, and they failed to finish higher than 3rd until their AL championship in 1986. Evans got 1986 off to an auspicious start, homering in Detroit on the 1st pitch of the season. **Roger Clemens**, who won the Cy Young and MVP Awards, dominated AL batters in 1986, winning 24 games, including his 1st 14 decisions, with a 2.48 ERA. He also broke a major league record, striking out 20 batters in a 3-1 win April 29 vs. Seattle. Under manager **John McNamara's** leadership, the team won 95 games and came back from a 3-games-to-1 deficit in the ALCS to earn a World Series matchup with the Mets, which the Sox lost in 7 games. Overall, the season was filled with many personal milestones, with Rice getting his 2,000th hit, **Don Baylor** hitting his 300th HR, Clemens winning 20 games for the 1st time, and **Wade Boggs** winning his 3rd of 5 batting titles in the decade. In 1987, Boggs won another batting title, while Clemens had his 2nd 20-win season and Cy Young Award, but the Red Sox finished a disappointing 5th. The Red Sox returned to their winning ways in the late '80s, topping the AL East again in 1988 with **Joe Morgan's** miracle team. After Morgan took over from McNamara in July, the Sox won 12 straight and 19 of 20 games, to come from 9 games behind and move into 1st place in the AL East. "Morgan's Magic" became the team's slogan, but the Red Sox were overpowered by Oakland in the ALCS. Nevertheless, the successful teams of the late '80s ushered in a decade of milestones and achievements in the 1990s.

The History of the Red Sox, Continued

1990-1999

The Sox started the decade off on the right foot by winning the AL East in **1990** with strong performances by Boggs, Evans, Clemens, **Mike Boddicker**, and right fielder **Tom Brunansky**, whose great diving catch saved the final game of the season. The Sox again played the A's in the ALCS and met the same fate, losing in 4 games. The 1990 season saw the Red Sox put players' names on the back of their road jerseys for the 1st time in club history. **1991** brought the start of the **Mo Vaughn** era, and the hard-hitting 1st baseman became a fan favorite, while Dalton, MA native **Jeff Reardon** pitched his way to 40 saves as the Sox headed to a 2nd-place finish. Mrs. Yawkey passed away in February **1992**, leaving her majority general partnership to the continued direction of **John L. Harrington** with **Haywood C. Sullivan** as general partner. After the **1993** season, Sullivan sold his interest in the club to the Yawkey Trust and Harrington became CEO of the organization. The Sox fared well after the new division set-up was established in **1995**, reaching postseason play 3 times in the last 5 years of the decade, including back-to-back appearances in **1998** and **1999**, the 1st time the team accomplished that since 1915-1916. In 1995, the Red Sox and the Cleveland Indians started a Division Series rivalry that would last throughout the decade. Behind the powerful hitting of Vaughn, who led the AL in HR and picked up the MVP Award, and the stable pitching of Clemens and knuckleballer **Tim Wakefield**, the Sox won the East Division title and faced the Indians in the 1995 ALDS, only to be swept in 3 games. In **1996**, Clemens struck out 20 batters in a game for the 2nd time in his career, tying his own major league record. In **1997**, highly-touted shortstop **Nomar Garciaparra** made his way to Fenway and picked up the Rookie of the Year Award while leading the league with 209 hits. In **1998**, he was joined by another superstar, **Pedro Martinez**. The '98 Sox won the Wild Card for the 1st time. Strong pitching was the key to the team's success, as Martinez went 19-7 with a 2.89 ERA, while **Tom Gordon** converted a ML-record 43 consecutive saves on his way to 46 saves in all. The Sox faced Cleveland in the Division Series, where they were defeated once again. The pitching would figure into another great season for the Sox in **1999**, a year in which Fenway hosted the final All-Star Game of the century, the 3rd in the history of the park. Martinez was MVP of the game, retiring all 6 batters he faced, 5 on strikeouts, ultimately winning the Cy Young Award unanimously and falling just short of MVP honors with a 23-4, 2.07 ERA season. Once again, Martinez led the Sox to a Wild Card berth and the Division Series against the Indians. This time, the Sox emerged victorious, coming back from losing the 1st two games to dramatically win the series behind six no-hit relief innings by Martinez and 2 HR and 7 RBI by **Troy O'Leary**. Playing in the ALCS for the 1st time since 1986, the Sox met the Yankees in the series, with the high point coming in Game 3 when Sox ace Martinez met former Sox ace Clemens at Fenway Park. Riding home runs by Garciaparra, **John Valentin**, and **Brian Daubach**, the Sox cruised to a 13-1 win, their only victory in the series.



Yaz was inducted into the Hall of Fame in 1989.

2000-2009

2000 featured great efforts by Martinez, who unanimously won his 2nd straight Cy Young Award, and Garciaparra, who won his 2nd consecutive AL batting title (.372). **Derek Lowe** tied for the AL lead with 42 saves. The Sox finished 2nd at 85-77, 2.5 games behind the Yankees, and set a new Fenway Park attendance record of 2,586,024. On Dec. 13, 2000, the Red Sox signed OF **Manny Ramirez** to bolster the offense.

Despite major injuries to Garciaparra, Martinez, Valentin, and catcher **Jason Varitek**, the Red Sox led the AL East for most of the 1st half in **2001**. Through Aug. 24, the Sox were only 3 games behind the Yankees before they went into a tailspin that resulted in 21 losses in 26 games and finished 2nd at 82-79. Manager **Jimmy Williams** was replaced by pitching coach **Joe Kerrigan** prior to the Aug. 16 game vs. Seattle. RHP **Hideo Nomo** made his Sox debut April 4 in Baltimore and won, 3-0, with the club's 1st no-hitter since 1965. Nomo pitched a 1-hitter May 25 vs. Toronto and led the AL with 220 strikeouts. The team set new attendance records at home (2,625,333 in 81 dates with 69 sellouts) and on the road (2,700,811 in 80 dates).

The 68-year Yawkey era came to a close when a new ownership group led by **John Henry**, **Tom Werner**, and **Larry Lucchino** took control prior to the **2002** season. In March 2002, they replaced GM **Dan Duquette** with VP of Baseball Operations **Mike Port**, on an interim basis, and brought in **Grady Little** as manager to replace Kerrigan. The Sox led the AL East from April 15-June 22 but finished 2nd at 93-69, including 51-30 on the road. Lowe pitched Fenway Park's 1st no-hitter since 1965, 10-0 vs. Tampa Bay on April 27. Lowe (21-8) and Martinez (20-4) gave the Sox a pair of 20-game winners for the 1st time since 1949. Ramirez led the AL with a .349 average. Lowe, Martinez, Ramirez, Garciaparra, **Shea Hillenbrand**, **Johnny Damon**, and **Ugueth Urbina** were selected for the AL All-Star team and Lowe, Hillenbrand, and Ramirez started the game. The team again set an attendance record (2,650,063 in 81 dates). On Nov. 25, 2002, **Theo Epstein** was named GM, making him the youngest in MLB history at 28 years, 10 months old.

The History of the Red Sox, Continued

The **2003** Red Sox had an exciting 95-67 regular season, their most wins since 1995, a 2nd-place East Division finish and the 16th trip to the postseason. The club won its 3rd Wild Card playoff berth and came from a 2-0 deficit in the ALDS to win 3 straight vs. Oakland and advance to the ALCS vs. the Yankees. A dramatic 7-game series wasn't resolved until Aaron Boone's 11th-inning HR stopped the Red Sox. Epstein made offseason moves to help the team become an offensive powerhouse that set many records. The additions of **David Ortiz**, **Kevin Millar**, **Bill Mueller**, and **Todd Walker** solidified a batting order that produced 961 runs, 2nd-most in club history. A club-record 6 players hit 20 HR and the Sox set a new team mark with 238. They set new ML records of 2,822 TB, 649 XBH, and a .491 slugging pct., while their 371 doubles fell 2 shy of the ML mark held by the Sox (1997) and the Cardinals (1930). They were 53-28 (.654) at home. Lowe (17-7), Martinez (14-4), **John Burkett** (12-9), and Wakefield (11-7) led a staff whose 1,141 strikeouts topped the AL. Mueller (.326) edged Ramirez (.325) for the AL batting crown while Garciaparra (105), Ramirez (104), and Ortiz (101) gave the Sox 3 players with 100 RBI for the 1st time since 1984.

In his 1st year as manager, **Terry Francona** led the **2004** Red Sox to a 98-64 record and a Wild Card berth. The Sox swept the Anaheim Angels in the ALDS as Ortiz's dramatic HR in the 10th inning of Game 3 ensured a rematch with the Yankees for the AL pennant. After dropping the first 3 games to New York, the Red Sox rallied behind the bat of Ortiz, the baserunning of **Dave Roberts**, an RBI single by Mueller, an airtight bullpen, and the gritty performance of **Curt Schilling** to win the final 4 games of the series, completing the greatest comeback in ML history. The Red Sox then swept the Cardinals to win the World Series for the 6th time and the 1st since 1918. Led by



The Red Sox stormed the field in 2004 to celebrate the club's 1st World Series Championship since 1918.

Series MVP Ramirez, the Red Sox never trailed. Lowe became the 1st pitcher ever to win the clinching game of 3 playoff series in 1 postseason. Key acquisitions Schilling and **Keith Foulke** lived up to their billing, while the mid-season trade of Garciaparra for **Orlando Cabrera** and **Doug Mientkiewicz**, and the acquisition of Roberts, improved the club's defense and speed. Martinez (227) and Schilling (203) became the 1st Red Sox teammates ever to strike out 200 batters in the same season. Ramirez and Ortiz became the 1st AL teammates to bat .300, hit 30 HR, and drive in 100 runs since 1931. They also became just the 2nd pair of Red Sox to hit over 40 HR in a single season. The Red Sox sold out their 81-game home schedule for the 1st time in franchise history.

The **2005** Red Sox were 95-67, winning the AL Wild Card and reaching the postseason for a club-record 3rd straight season. The Sox were swept in the ALDS by the eventual World Champion Chicago White Sox. During the regular season, Ortiz (47 HR, 148 RBI) and Ramirez (45 HR, 144 RBI) combined for 92 HR and 292 RBI, more than any other duo in baseball. The Red Sox led the ML in runs, batting average, BB, OBP and OPS. **Mike Timlin** had a league-high and single-season club record 81 appearances, and rookie **Jonathan Papelbon** was impressive down the stretch. The club set a new attendance mark for the 6th straight season with a total of 2,847,888. On Nov. 25, 2005, **Mike Lowell** and **Josh Beckett** were acquired from the Marlins as part of a 7-player deal.

In **2006**, the Red Sox set a home attendance record (2,930,588) for the 7th straight season, a ML record. A host of late-season injuries contributed to the team falling to an 86-76 record to miss postseason play for the 1st time since 2002. Boston set a ML fielding pct. record (.98910) with just 66 errors in 6,053 total chances. Ortiz led the AL with a club-record 54 HR and also led with 137 RBI. His 32 road HR tied Babe Ruth (1927) for the AL record. Ramirez hit .321 with 35 HR, 102 RBI, and 100 BB but played in just 11 games the final 6 weeks due to right knee tendinitis. Schilling made a comeback from his injury-curtailed 2005 and was 15-7 in 31 games. Beckett led the staff in wins in his 1st Red Sox season (16).

In **2007**, the Red Sox clinched their 1st AL East title since 1995, going 96-66. After sweeping the Angels 3-0 in the ALDS, Boston went down 3 games to 1 in the ALCS vs. Cleveland. The Sox completed another comeback to clinch their 12th AL pennant, then swept the Rockies to win their 2nd World Series title in 4 years and 7th overall. Francona became the 1st Sox manager to take a team to the postseason in 3 different seasons (2004, '05, '07) and only the 2nd manager in club history to win 2 World Series (Bill Carrigan, 1915-16). The Sox joined the Yankees as the only teams in AL history to sweep in successive World Series appearances. During the regular season, the 96 wins tied Cleveland for the most victories in the majors. The Sox led the AL East for the final 166 days of 2007 beginning April 18, the longest consecutive stretch in club history. Their pitching staff led the AL with a 3.87 ERA. They were 1 of 2 ML teams with 3 15-game winners: Beckett (20), Wakefield (18), and **Daisuke Matsuzaka** (15). Offensively, the Red Sox had 3 of the top 10 AL batting leaders: Ortiz (.333, 5th), Lowell (.326, 7th), and Rookie of the Year **Dustin Pedroia** (.317, 10th). The Sox were successful on an AL-best 80% (96-120) of their SB attempts (club record). **Kevin Youkilis** handled a Red Sox record 1,586 straight errorless chances at 1B (1,079 chances in 2007). **Clay Buchholz** became just the 3rd player in ML history to throw a no-hitter in his 1st or 2nd ML start on Sept. 1, 2007 (his 2nd game).

The History of the Red Sox, Continued

The **2008** Red Sox began their World Series title defense on March 25, 2008 in Tokyo, Japan vs. the A's. The club finished with a 95-67 regular-season record (.586) to clinch their 6th AL Wild Card berth. After defeating the Los Angeles Angels 3 games to 1 in the ALDS, Boston lost the ALCS to Tampa Bay in 7 games. The Red Sox had 7 All-Star selections and were sparked by the stellar play of AL MVP Pedroia. A 3-team deadline trade sent Ramirez to the LA Dodgers and brought OF **Jason Bay** from Pittsburgh. Bay was instrumental in the late-season playoff push as he hit .293 (54-184) with 54 RBI and 9 HR over 49 games. **Jacoby Ellsbury** (50) led the league in SB. The club led the ML with 16 SHO, as Matsuzaka led starters with an 18-3 record and 2.90 ERA. **Jon Lester** threw the 18th no-hitter in Red Sox history vs. KC on May 19 at Fenway Park. For the 9th consecutive year, the Red Sox established a new club record for home attendance, totalling 3,048,248 fans in 81 games.

The **2009** Red Sox finished 2nd in the AL East at 95-67 (.586), their 12th straight winning record, as Boston won its 7th AL Wild Card. It was the 20th playoff appearance in the team's 109-year history, but the Sox were swept 3-0 by the Angels. Boston had 126 SB, the club's highest total since the 1916 squad stole 129. The team had 6 All-Stars: Bay, Beckett, Papelbon, Pedroia, Wakefield, and Youkilis. At the trade deadline they acquired from the Cleveland Indians C/1B **Victor Martinez**, who logged a 25-game hit streak from Aug. 28-Sept. 26. Beckett and Lester combined as the only AL teammates with 15 wins, 200 innings, and a sub-4.00 ERA. Ellsbury led the ML with a club-record 70 steals. Papelbon's 155 career saves passed Bob Stanley's club record of 132. Wakefield also topped the Red Sox career starts list with 388 over Roger Clemens (382). For the 10th straight year, the Red Sox set a new club record for home attendance, an accomplishment unprecedented in MLB.

2010-Present

The **2010** Red Sox finished 3rd in the AL East at 89-73 (.549), their 13th consecutive winning season. Ortiz led the Sox with 32 HR and tied for the team RBI lead with **Adrian Beltre** (102 each). Wakefield became the club's all-time leader in innings pitched during his June 8 start. On Aug. 3 vs. the Indians, Lowell made his 1st plate appearance at Fenway Park in over a month and hit a HR into the Green Monster seats; he announced his retirement before the team's Oct. 2 game vs. New York. Several newcomers contributed: rookie **Daniel Nava** hit a grand slam on June 12 vs. Philadelphia on the 1st pitch he saw in the majors. On April 20 vs. Texas, **Darnell McDonald** hit an 8th-inning, PH HR in his 1st Red Sox at-bat, then drove a walk-off hit off the Green Monster one inning later. Despite missing Beckett, Buchholz, **Mike Cameron**, Ellsbury, Martinez, Pedroia, Varitek and Youkilis for extended stretches, the Sox remained in the race while battling in the only division in baseball with four 85-plus win teams.

The Red Sox finished **2011** at 90-72 (.556), the 14th straight year with a winning record. They started 0-6 but went on to post a ML-leading 81-42 (.659) record from April 16-Aug. 31, the most wins in any stretch of 123 games by a Red Sox team since 1949. The club began September with the AL's best record at 83-52 (.615) but went 7-20 (.259) the rest of the way. A loss in the final regular-season game, Boston's 1st all season when entering the 9th inning with a lead, ensured that they would not reach the playoffs. Their 9-game lead for a playoff spot was the largest ever relinquished in ML history entering September. The Sox led the ML in runs (875), hits (1,600), 2B (352), XBH (590), RBI (842), TB (2,631), OBP (.349), SLG (.461), OPS (.810), and 10+ run games (25). **Adrián González** (213) and Ellsbury (212) were 2 of the 5 major leaguers with at least 200 hits. The Sox featured 4 of the top 7 hitters in the AL in batting average: Gonzalez (.338, 2nd), Ellsbury (.321, 5th), Ortiz (.309, 6th), and Pedroia (.307, 7th). Ellsbury became the 1st Red Sox to lead the ML in total bases (364) since Tony Armas in 1984 and also led the ML with 83 XBH. He became the 1st ever Red Sox to record a 30-HR/30-SB season (32 HR/39 SB) and had the most errorless chances ever in a season by a Red Sox OF (394). Pedroia (21 HR/26 SB) joined him as the 1st Red Sox teammates ever to record 20-HR/20-SB seasons in the same year. Ellsbury, Gonzalez, and Pedroia each won a Gold Glove, the 1st time 3 Red Sox won the award in one season. Ortiz, who hit 29 HR, was the 2011 recipient of the prestigious Roberto Clemente Award for positive contributions on and off the field. Wakefield earned his 200th career win on Sept. 13 vs. Toronto and in his next game, Sept. 18 vs. Tampa Bay, became the 1st Red Sox to record 3,000 innings with the club. The Sox sold out all 81 home games with a home attendance of 3,054,001. The club ran its ML record sellout streak to 712 consecutive games.



Jonathan Papelbon closed out the 2007 World Series.

The History of the Red Sox, Continued

2012 was the 100th Anniversary of Fenway Park and the year was filled with events, tributes and memorable moments. A free open house took place on April 19 with 54,000 fans visiting the ballpark. The next day, 212 alumni took part in pregame ceremonies prior to a game vs. the Yankees, exactly 100 years from Fenway's opening game, also vs. New York. Mr. Red Sox, **Johnny Pesky**, who spent 61 years with the club as a SS, manager, coach, broadcaster, special assistant and ambassador, passed away on Aug. 13 at age 93. The Red Sox finished the season with a 69-93 (.426) record, their lowest winning pct. since 1965. Manager **Bobby Valentine**, hired to replace Francona after the 2011 season, was let go when the season ended. The club had not lost 90 games in a season since 1966 (the longest streak in the ML). It also ended 14 straight winning seasons, the second longest such streak in club history to a 16-year run from 1967-82. It was the first 5th-place (last) finish in the AL East since the current format began in 1994. 27 different players went on the DL for 34 separate stints, both of which were the most by a Sox team since at least 1971 (the most by any team since at least 1987). Injuries were a key for 26 pitchers being used



The Red Sox celebrated the 100th anniversary of Fenway Park in 2012.

(2 shy of club record in 2006) and 56 players appeared in a game (a new club mark). On Aug. 25, the Red Sox made a 9-player trade with the Dodgers (3rd time Sox were involved in a 9-player move, 2nd only to a 10-player trade with Milwaukee in 1971). Ortiz went on the DL July 18 due to a right Achilles strain and played in only one more game the rest of the season. On Sept. 26, the last day of the home season, the All-Fenway Team (as selected by fans via on-line vote, with input from historians and consultants) was introduced to the crowd. The Red Sox drew 3,043,003 fans at Fenway in 2012.

The **2013** Red Sox had a storybook year going from last place to first place in the East, winning the AL pennant and capturing their 3rd World Series title in 10 years, 8th overall. The all-time home sellout streak in American sports history ended on April 10, the 2nd game of the season. The streak began on May 15, 2003 and reached 794 games plus 26 more in postseason play. New manager **John Farrell**, the club's pitching coach from 2007-10, who was named the team's 46th manager on Oct. 22, 2012, became the 7th to lead the Red Sox into the postseason in his first year and the 4th to win the World Series. At 97-65 (.599), they tied St. Louis for the best record in MLB. The Sox were in first place an AL-high 158 days after failing to spend one day in first in 2012. For only the 2nd time in 113 years (1903), the Red Sox did not have more than a 3-game losing streak. It all culminated in October with a 3-to-1 game margin over Tampa Bay, and 4-games-to-2 decisions over Detroit for the AL pennant and St. Louis in the World Series. It was the first time the Red Sox clinched a World Series title at home since 1918. Closer **Koji Uehara** was the ALCS MVP and Ortiz won the World Series MVP. Ortiz went 11-for-16 (.688) with 2 home runs and 8 walks in the Fall Classic. Uehara was 1-0, 0.00 ERA, 3 saves in 5 games vs. the Tigers. Overall in the postseason, he was 1-1 in 13 games with 7 saves, 16 strikeouts and no walks in 13.1 IP. **John Lackey** became the 1st pitcher ever to start and win the clinching game of a World Series for two different teams. The Red Sox led the majors in batting average, runs, OBP, SLG, OPS, doubles, XBH, TB, BB, and grand slams. Seven PH HR led the AL and tied the club record (1953) with **Jonny Gomes'** 4 tying for the ML high. The club had 11 walk-off wins, 2nd in the AL and their most since 1961. Uehara set a team record with 37 consecutive batters retired, 8/17-9/13. Uehara, who didn't become the official closer until the end of June, was 4-1, 1.09 ERA overall with 21 saves, 101 SO, and 9 BB in 73 games. Pedroia set all-time club marks with 159 starts and 160 games at 2B. Ellsbury led MLB with 52 SB in 56 tries (92.9%). He set a club record with 5 SB on May 30 at PHI.

In **2014**, the Red Sox went 71-91 (.438) and returned to last place a year after winning the World Series, becoming the 1st team to go from last to a WS title and back to last place in 3 straight years. Due to numerous trades, including 4 within the last 4 hours of the 7/31 deadline, 55 players appeared for the team, 1 shy of Boston's 2012 record. By the deadline the Sox had dealt 4 members of its season-opening rotation in Lester, Lackey, RHP **Jake Peavy**, and Doubront. As a result, 9 different pitchers made at least 10 starts. With 35 HR (T-5th in AL) and 104 RBI (6th), Ortiz notched his club-record 8th 30-HR/100-RBI season. Pedroia won his 4th Gold Glove and led the majors with a club record for fielding pct. at 2B (.997) but was hampered by injury. Sox OFs led the AL with 37 assists, and **Jackie Bradley Jr.** topped MLB with 13 assists and 8 double plays from CF. Rookie C **Christian Vazquez** posted 51.7 CS rate (15 of 29), best in club history (min. 15 games at C). 21-year-olds SS/3B **Xander Bogaerts** (led MLB rookies with 142 starts) and OF/2B **Mookie Betts** (debuted with a .291 AVG in 52 games), along with INF/OF **Brock Holt** (1st Red Sox ever to start at 1B, 2B, SS, 3B, LF, CF, RF in a season) were among 19 rookies to play for the Sox, the club's most since 1926 (21).

The History of the Red Sox, Continued

Despite 7 more wins than 2014, the **2015** Red Sox finished last for a 2nd straight year, 15.0 games back, going 78-84 (.481). The team struggled after a 12-10 April and opened the year an AL-worst 44-58 through July 29. Boston turned it around with a 34-26 record the rest of the way (4th in the AL), leading the majors with a .281 AVG beginning in August. On Aug. 18, **Dave Dombrowski** was hired as President of Baseball Operations and **Ben Cherington** declined the opportunity to continue as GM. **Mike Hazen** was named Senior VP/GM on Sept. 24. From Aug. 18 on, Farrell was on medical leave after being diagnosed with stage 1 non-Hodgkin's Burkitt lymphoma and bench coach **Torey Lovullo** served as interim manager. Ortiz led MLB after the All-Star break with a .701 SLG and closed the year with 37 HR, most by a Red Sox since his club record 54 HR in 2006. He set new club records with his 9th 30-HR season and 6th 35-HR campaign and hit career homers 499 and 500 on Sept. 12 to become the 27th member of the 500-HR club. Holt, the Red Sox' lone All-Star, started at every position other than P and C for the 2nd straight year. The club saw rookie pitchers make 44 starts, most since 1984, led by **Eduardo Rodriguez's** 21.

Boston won the **2016** AL East title after finishing in last place in 2015 and 2014, becoming the first team ever to go from "worst to first" twice in a five-year span. The Red Sox won 15 more games in 2016 (93) than they did in 2015 (78)—the largest improvement among any team in the majors that season—before being swept in the ALDS by eventual AL champion Cleveland, three games to none. Boston began July with a 5.0-game deficit in the East and suffered a 21-2 loss to the Angels at home on July 2, but from July 3 through the end of the season their .610 winning percentage (50-32) led the AL and ranked second in the majors behind only the Cubs (.642, 52-29). The Sox went 19-8 in September, putting together an 11-game winning streak from September 15-25. Boston led the majors in runs (878), batting average (.282), OBP (.348), SLG (.461), OPS (.810), and doubles (343), setting a franchise record by homering in 22 consecutive games from April 29-May 22. Ortiz (38 HR/127 RBI), Betts (31/113), and **Hanley Ramirez** (30/111) became the first trio in franchise history to record 30+ home runs and 100+ RBI each in a season, while Betts (214 hits) and Pedroia (201) were only the fourth Red Sox duo ever with 200+ hits each in a season. Boston was the only team in 2016 to earn as many as three Silver Slugger awards (Betts, Ortiz, Bogaerts), while Betts represented the club on the Rawlings AL Gold Glove Team. The Sox also featured the majors' second- and third-longest hitting streaks of the season, compiled by Bradley (29 games) and Bogaerts (26). **Rick Porcello** won the AL Cy Young Award and spearheaded a pitching staff that led the AL with nine complete games and allowed the fewest home runs in the AL (176). From July 8 through the end of the season, Boston's starters led the AL with a 3.56 ERA and 473.1 innings. Boston tied a franchise record for most starters in an All-Star Game, with Ortiz (DH), Bogaerts (SS), Betts (RF), and Bradley (LF) starting for the AL club. RHP **Steven Wright** was voted in by the players, while RHP **Craig Kimbrel** (replaced due to injury) was selected by AL Manager Ned Yost in his debut season with the Red Sox. The David Ortiz era came to a close on October 10 when, after Boston's 4-3 loss to Cleveland in Game 3 of the ALDS, the largest postseason crowd in Fenway Park history (39,530) stayed longer after the final out to give Big Papi a proper sendoff. Ortiz emerged from the clubhouse, walked to the pitcher's mound, and saluted the crowd, unable to hold back tears as he showed his appreciation.



In his final season, David Ortiz led the majors in doubles, XBH, SLG, and OPS.

The Red Sox were crowned champions of the AL East once again in **2017**, giving the club back-to-back titles for the 1st time since the division was formed in 1969. In fact, Boston had not finished in 1st place in consecutive seasons in more than 100 years (1915-16). However, the Sox were eliminated by the eventual AL champion for the 2nd time in as many years, this time suffering a 3-games-to-1 loss to the Houston Astros, who went on to win their first World Series title. The Sox' identity was formed by comeback wins and late-game heroics, as they tied a franchise record with 15 extra-inning wins against only 3 losses. They also earned 10 walk-off victories—7 more than they had in 2016—and led the majors with 17 wins when tied or trailing after 8 innings. The Sox won 14 games in which they trailed by 3+ runs, their most in a season in 58 years (16 in 1959). With a bullpen that ranked 2nd in the majors in ERA (3.15) and a starting rotation that recorded the most quality starts in the AL (88), Boston ranked 4th in MLB with a 3.70 ERA, the club's lowest mark in 25 years (3.59 in 1992). The Sox became the 1st team ever to record 20+ strikeouts in 3 games during a season, highlighted by a franchise-record 24-strikeout performance in a 15-inning win at TB on 9/15. **Chris Sale** (17-8) and **Drew Pomeranz** (17-6) became only the 4th pair of Red Sox LHP to win 17+ games each in a season, as the Sox started a LHP in 104 of their games, the 2nd-highest total in franchise history (106 in 1951). In his debut season with the club, Sale finished 2nd in AL Cy Young Award voting and 9th in MVP voting, as he led the majors with 308 SO in a season that was constantly compared to Pedro Martinez's magical 1999 run. Kimbrel anchored the bullpen with 16.43 SO/9.0 IP, finishing 6th in Cy Young voting and earning the Mariano Rivera American League Reliever of the Year Award. Offensively, the Red Sox were led by Betts, who recorded 100+ RBI and scored 100+ runs for the 2nd consecutive season, as he finished 6th in AL MVP voting. **Andrew Benintendi** (20 HR, 20 SB) was the runner-up for the AL Rookie of the Year Award, while fellow rookie **Rafael Devers** made his ML debut in August and became the first major leaguer ever to hit as many as 8 HR in his first 20 ML games, all before turning 21.

The History of the Red Sox, Continued

HOW THEY BECAME THE RED SOX

As 1 of 8 clubs to enter into the newly formed American League in 1901, the Red Sox were initially called the Boston Americans. Other nicknames for the club at that time were the Somersets, after original owner Charles W. Somers; Plymouth Rocks; Speed Boys; Puritans; and Pilgrims, but they were officially called the Americans. These various names were applied until 12/18/1907, when the current name "Red Sox" was adopted. The origin of this name is traced to the Boston Red Stockings of the powerful National League in the 1870's and 1880's. In 1907 the Red Stockings (who later became the Braves) abandoned the red hosiery they customarily wore. Manager Fred Tenney believed that the red dye in the socks could possibly cause infection in spike wounds. Red Sox Owner John I. Taylor stated, "From now on we'll wear red stockings, and I'm grabbing that name Red Sox!"

STATUES AT FENWAY PARK

Some of the greatest Red Sox players are immortalized outside Fenway Park's Gate B on Van Ness Street.



TED WILLIAMS

The Red Sox honored Hall of Famer Ted Williams with the first statue in the ballpark's history, unveiled on April 16, 2004. An idea originally proposed by Mayor Thomas M. Menino after Williams' passing in 2002, the statue depicts the slugger, standing 8-feet, 6-inches tall, holding a bat and placing his cap on a child with cancer. The statue was moved a few feet down Van Ness St. in 2010, when the Teammates statue was installed.



TEAMMATES

On June 9, 2010, the Red Sox unveiled a statue dedicated to Bobby Doerr, Dom DiMaggio, Johnny Pesky, and Ted Williams. The statue recognizes the remarkable bonds of camaraderie that these four Red Sox legends enjoyed for over half a century, first as teammates, and then as lifelong friends, the story of which was immortalized in David Halberstam's memorable book, *The Teammates – Portrait of a Friendship*.



CARL YASTRZEMSKI

Hall of Famer Carl Yastrzemski was on hand when a statue in his honor was dedicated on September 22, 2013. The statue captures a moment that took place on Sunday, October 2, 1983, when the lifelong Red Sox star tipped his helmet to fans at Fenway Park before the final at-bat of his 23-year career. Yaz retired that day having played the most games that any player had ever played to that point in the history of MLB (3,308).



NATIONAL BASEBALL HALL OF FAME AND MUSEUM

25 Main Street, Cooperstown, New York 13326
Phone: (607) 547-7200 Fax: (607) 547-2044
Public Relations: (607) 547-0215

E-mail address: info@baseballhall.org

Website: baseballhall.org

Summer Hours: Memorial Day Weekend - Labor Day Weekend: 9 a.m. to 9 p.m.

Regular Hours: 9 a.m. to 5 p.m.

Holiday Closings: Thanksgiving Day, Christmas Day, and New Year's Day.

DIRECTORY: Jane Forbes Clark (Chairman), Joe Morgan (Vice Chairman), Jeff Idelson (President), Jeff Jones (Senior Vice President of Finance and Administration), Sean Gahagan (Vice President, Retail Merchandising & Licensing), Erik Strohl (Vice President, Exhibitions and Collections), Ken Meffert (Vice President, Sponsorship & Development)

RESEARCH AND LIBRARY CONTACTS: Jim Gates (Librarian)

PR CONTACTS: Jon Shestakofsky (Vice President, Communications & Education) and Craig Muder (Comm. Director)

HALL OF FAME WEEKEND 2018: July 27-30

Class of 2018: Vladimir Guerrero, Trevor Hoffman, Chipper Jones, Jack Morris, Jim Thome, Alan Trammell

Awards: Sat. July 28, 4:30 p.m., ET, Doubleday Field

Induction: Sun. July 29, 1:30 p.m. ET, Clark Sports Center

HALL OF FAME CLASSIC 2018: May 25-27

Legends Game and Special Events

Game: Sat. May 26, Doubleday Field

For more information, visit baseballhall.org

RED SOX IN THE HALL OF FAME

A total of 43 former players, managers and executives in the Hall of Fame spent some or part of their professional careers with the Boston Red Sox, including 2015 BBWAA Inductees Pedro Martínez and John Smoltz. Ten of the other 41 men spent a majority of their careers with the Red Sox including: Wade Boggs, Jimmy Collins, Joe Cronin, Bobby Doerr, Harry Hooper, Jim Rice, Ted Williams, Carl Yastrzemski, Cy Young and Thomas Yawkey. For a complete list of Boston Red Sox in the Hall of Fame, visit the "Hall of Famers" team pages at www.baseballhall.org.

NOTABLE RED SOX ARTIFACTS IN COOPERSTOWN

- Spikes worn by Chris Sale on Sept. 20, 2017, when he recorded his 300th strikeout of the season.
- Home jersey worn by Mookie Betts during the 2016 season.
- An "axe-handle" Victus bat used by Dustin Pedroia during Sept. 2015.
- Bat used by World Series MVP David Ortiz throughout the 2013 postseason.
- Spikes worn during the 2013 World Series by Koji Uehara.
- Bat and batting gloves used by Jonny Gomes to hit his three-run home run in Game 4 of the 2013 World Series.
- Jacket worn during Game 6 of the 2013 World Series by manager John Farrell.
- Batting gloves worn by David Ortiz on July 4, 2012 for his 400th career HR.
- Spikes worn by Boston's David Ortiz, new HR record for a DH, Sept. 15, 2009.
- Helmet from Manny Ramirez 500th home run on May 31, 2008.
- Ball signed by Kevin Youkilis from his record-setting 194th consecutive errorless game at first base on April 2, 2008.
- Spikes from Jon Lester and a ball and ticket from his no-hitter on May 19, 2008.
- Bat used in Game Four by 2004 Series MVP Manny Ramirez, to tie the postseason record for longest hitting streak at 17.
- Jersey worn by Pedro Martínez when he struck out five of the first six National League hitters he faced in the 1999 MLB All-Star Game at Fenway Park.
- Triple Crown Award won by Carl Yastrzemski in 1967; led the A.L. in batting .326 with 44 home runs and 121 RBI.
- Bat and ball used to register Ted Williams' 500th home run on June 17, 1960.



Spikes worn by Chris Sale when he recorded his 300th strikeout of 2017.

A LOOK AHEAD TO 2019

Ballots for the 2019 Hall of Fame/BBWAA election will be distributed following the 2018 season with results from the voting scheduled to be announced in January 2019. A partial list of first-year candidates for election includes: Roy Halladay, Todd Helton, Andy Pettitte and Mariano Rivera. Historical information on past BBWAA elections and the election process can be accessed at www.baseballhall.org or by contacting the Hall of Fame Communications department.

CONNECT TO COOPERSTOWN

- For up-to-the-minute news from Cooperstown, visit at www.baseballhall.org. Stay up-to-date on all the activity at the Hall of Fame's official site and through social networking on Facebook, Instagram, Twitter and YouTube.
- If you would like to receive interesting stories and timely news items direct from the Hall of Fame and get the inside track on the latest happenings in Cooperstown, sign up for *Inside Pitch*. There's no cost to receive our weekly electronic newsletter in your e-mail box at home or work and it's easy to enroll. Just log on to www.baseballhall.org/support.
- If you have an interest in receiving *Around The Horn*, the Hall's monthly media newsletter, please send an e-mail to info@baseballhall.org. Be sure to include your name, name of organization and e-mail address. Or visit www.baseballhall.org/media-info.

RESEARCH ASSISTANCE

The Hall of Fame is pleased to provide assistance in baseball research and members of the media are encouraged to utilize this valuable baseball resource whenever necessary by calling the Public Relations department at (607) 547-0215, or the Library Reference desk at (607) 547-0330.

Ownership History

- 1901-02** Charles W. Somers of Ohio was one of the founders and financiers of the new American League who also owned the Cleveland team and made his fortune in the lumber and coal business.
- 1903-04** Henry J. Killilea was a Milwaukee lawyer and expert on baseball law who played an important role in the negotiations that ended the National League-American League war in early 1903.
- 1904-11** John I. Taylor was an avid sportsman and son of the owner, publisher and editor of *The Boston Globe*. He changed the team's nickname to "Red Sox" in 1907 and oversaw the land acquisition and construction of Fenway Park, which opened in 1912.
- 1912-13** James R. McAleer was a National League outfielder during the 1890s who came out of retirement to help form the new American League's St. Louis franchise in 1901 as a player-manager. In December 1911, he bought 50 percent of the Red Sox from Taylor and was named club president.
- 1914-16** Joseph J. Lannin was a Canadian-born hotel and real estate tycoon in New York and Boston. He was a zealous baseball fan with a minority share in the National League Boston Braves before he purchased McAleer's 50 percent controlling interest in the Red Sox in early 1914.
- 1917-23** Harry H. Frazee was a long-time flamboyant baseball fan who was born in Peoria, IL. He became successful in real estate management and stock brokerage and as a Broadway theatrical producer. He purchased the Red Sox in late 1916 from Lannin in a deal that included Fenway Park.
- 1923-33** J.A. Robert Quinn was a career baseball executive who was business manager of the St. Louis Browns prior to putting together a syndicate that purchased the Red Sox from Frazee on August 1, 1923. He was appointed team president and presiding owner.
- 1933** Thomas A. Yawkey was a New York entrepreneur who bought the team on February 25, 4 days after his 30th birthday, and placed the club in a Trust.
- 7/9/1976** Tom Yawkey died leaving his widow, Jean, as the primary beneficiary.
- 1978** The Yawkey Estate sold the team to a partnership including Jean R. Yawkey, Edward G. (Buddy) LeRoux, Jr. and Haywood C. Sullivan. The sale was approved by the American League on May 23.
- 1981** Jean R. Yawkey moved to Boston, established the Jean R. Yawkey Trust, and transferred team ownership interests to it. She appointed John L. Harrington as co-Trustee.
- 1987** The Jean R. Yawkey Trust bought out Edward G. (Buddy) LeRoux, Jr., giving it 2 out of 3 General Partner votes.
- 1992** Jean R. Yawkey died in February and the Jean R. Yawkey Trust continued with John Harrington as Trustee with sole authority over Red Sox matters.
- 1993** The Jean R. Yawkey Trust bought out Haywood C. Sullivan's 1 General Partnership unit, giving it all 3 General Partnership units of the Red Sox, along with the three Red Sox limited partnership units previously acquired (53.49%).
- 2002** The Jean R. Yawkey Trust sold the club to a group led by John W. Henry, Tom Werner and Larry Lucchino on December 20, 2001. The sale was approved by Major League Baseball on January 16 and closed on February 27.

Managerial History

| | *G | W | L | T | PCT. | YEARS |
|---------------------|---------------|--------------|--------------|-----------|-------------|------------------|
| Baker, Del | 7 | 2 | 5 | | .286 | 1960 |
| Barrow, Ed | 418 | 213 | 203 | 2 | .512 | 1918-20 |
| Barry, Jack | 157 | 90 | 62 | 5 | .592 | 1917 |
| Boudreau, Lou | 463 | 229 | 232 | 2 | .497 | 1952-54 |
| Carrigan, Bill | 1,003 | 489 | 500 | 14 | .494 | 1913-16; '27-29 |
| Chance, Frank | 154 | 61 | 91 | 2 | .401 | 1923 |
| Collins, Jimmy | 842 | 455 | 376 | 11 | .548 | 1901-06 |
| Collins, J. "Shano" | 208 | 73 | 134 | 1 | .353 | 1931-32 |
| Cronin, Joe | 2,007 | 1071 | 916 | 20 | .539 | 1935-47 |
| Donovan, Patsy | 311 | 159 | 147 | 5 | .520 | 1910-11 |
| Duffy, Hugh | 308 | 136 | 172 | | .442 | 1921-22 |
| Farrell, John | 810 | 432 | 378 | | .533 | 2013-17 |
| Fohl, Lee | 463 | 160 | 299 | 3 | .349 | 1924-26 |
| Francona, Terry | 1,296 | 744 | 552 | | .574 | 2004-11 |
| Harris, Bucky | 153 | 76 | 76 | 1 | .500 | 1934 |
| Herman, Billy | 310 | 128 | 182 | | .413 | 1964-66 |
| Higgins, Mike | 1,119 | 560 | 556 | 3 | .502 | 1955-59; '60-62 |
| Hobson, Butch | 439 | 207 | 232 | | .472 | 1992-94 |
| Houk, Ralph | 594 | 312 | 282 | | .525 | 1981-84 |
| Huff, George | 8 | 2 | 6 | | .250 | 1907 |
| Johnson, Darrell | 408 | 220 | 188 | | .539 | 1974-76 |
| Jurges, Billy | 122 | 59 | 63 | | .484 | 1959-60 |
| Kasko, Eddie | 640 | 345 | 295 | | .539 | 1970-73 |
| Kennedy, Kevin | 306 | 171 | 135 | | .559 | 1995-96 |
| Kerrigan, Joe | 43 | 17 | 26 | | .395 | 2001 |
| Lake, Fred | 192 | 110 | 80 | 2 | .579 | 1908-09 |
| Little, Grady | 324 | 188 | 136 | | .580 | 2002-03 |
| McCarthy, Joe | 369 | 223 | 145 | 1 | .606 | 1948-50 |
| McGuire, Deacon | 227 | 98 | 123 | 6 | .443 | 1907-08 |
| McManus, Marty | 248 | 95 | 153 | | .383 | 1932-33 |
| McNamara, John | 571 | 297 | 273 | 1 | .521 | 1985-88 |
| Morgan, Joe | 563 | 301 | 262 | | .535 | 1988-91 |
| O'Neill, Steve | 249 | 150 | 99 | | .602 | 1950-51 |
| Pesky, Johnny | 326 | 147 | 179 | | .451 | 1963-64; '80 |
| Popowski, Eddie | 10 | 6 | 4 | | .600 | 1969, '73 |
| Runnels, Pete | 16 | 8 | 8 | | .500 | 1966 |
| Stahl, C. "Chick" | 40 | 14 | 26 | | .350 | 1906 |
| Stahl, Jake | 235 | 144 | 88 | 3 | .621 | 1912-13 |
| Unglaub, Bob | 29 | 9 | 20 | | .310 | 1907 |
| Valentine, Bobby | 162 | 69 | 93 | | .426 | 2012 |
| Wagner, C. "Heinie" | 154 | 52 | 102 | | .338 | 1930 |
| Williams, Dick | 477 | 260 | 217 | | .545 | 1967-69 |
| Williams, Jimmy | 766 | 414 | 352 | | .540 | 1997-2001 |
| York, Rudy | 1 | 0 | 1 | | .000 | 1959 |
| Young, Cy | 6 | 3 | 3 | | .500 | 1907 |
| Zimmer, Don | 715 | 411 | 304 | | .575 | 1976-80 |
| TOTALS | 18,269 | 9,410 | 8,776 | 82 | .517 | 1901-2017 |

NOTE: The W-L-T columns total 1 game less than the 18,107 game total reflected above as a result of a protested game and a major league ruling. On 7/28/1924 the Red Sox played a 10-inning game vs. STL, a supposed 10-5 win. St. Louis protested the game and AL President Ban Johnson ordered the game replayed on 9/13 as the 2nd game of a doubleheader. The game of 7/28 was discounted and Red Sox Manager Lee Fohl and the STL manager were credited with a no decision. The Red Sox won the replay of the protested game 13-11.

Beginning with the 1920 season, the major league rule states: "If a protested game of at least 5 innings duration was ordered replayed in its entirety, then no win or loss is credited, but both managers are credited with a no-decision game."

All-Time Roster

1,783 players have appeared in at least 1 game for the Red Sox since the team joined the American League in 1901. (**Bold-faced = living through 2/16/18**)

A (56)

Aardsma, David, rhp - 2008
Aase, Don, rhp - 1977
Abad, Andy, of-1b - 2003
Abad, Fernando, lhp - 2016-17
Aceves, Alfredo, rhp - 2011-13
Adair, Jerry, inf - 1967-68
Adams, Bob, rhp - 1925
Adams, Terry, rhp - 2004
Adkins, Doc, rhp - 1902
Agbayani, Benny, of - 2002
Agganis, Harry, 1b - 1954-55
Agnew, Sam, c - 1916-18
Aguilera, Rick, rhp - 1995
Albers, Matt, rhp - 2011-12
Alcantara, Israel, of - 2000-01
Alexander, Dale, 1b - 1932-33
Alexander, Manny, inf - 2000
Alicea, Luis, 2b - 1995
Allenson, Gary, c - 1979-84
Almada, Mel, of - 1933-37
Almonte, Hector, rhp - 2003
Altrock, Nick, lhp - 1902-03
Alvarado, Luis, inf - 1968-70
Alvarez, Abe, lhp - 2004-06
Andersen, Larry, rhp - 1990
Anderson, Brady, of - 1988
Anderson, Brian, of - 2009
Anderson, Fred, rhp - 1909, '13
Anderson, Jimmy, lhp - 2004
Anderson, Lars, 1b - 2010-12
Andres, Ernie, 3b - 1946
Andrew, Kim, 2b - 1975
Andrews, Ivy, rhp - 1932-33
Andrews, Mike, 2b - 1966-70
Andrews, Shane, inf - 2002
Aparicio, Luis, ss - 1971-73
Aponte, Luis, rhp - 1980-83
Arellanes, Frank, rhp - 1908-10
Armas, Tony, cf - 1983-86
Armbruster, Charley, c - 1905-07
Aro, Jonathan, rhp - 2015
Arrojo, Rolando, rhp - 2000-02
Arroyo, Bronson, rhp - 2003-05
Asbjornson, Asby, c - 1928-29
Ashley, Billy, lf - 1998
Aspromonte, Ken, 2b - 1957-58
Astacio, Pedro, rhp - 2004
Atchison, Scott, rhp - 2010-12
Atkins, Jim, rhp - 1950, '52
Auker, Elden, rhp - 1939
Aulds, Doyle, c - 1947
Avery, Steve, lhp - 1997-98
Avila, Bobby, 2b - 1959
Aviles, Mike, inf - 2011-12
Aviles, Ramon, inf - 1977
Azcue, Joe, c - 1969

B (159)

Badenhop, Burke, rhp - 2014
Bader, Lore, rhp - 1917-18
Baerga, Carlos, 2b-3b - 2002
Bagby, Jr., Jim, rhp - 1938-40, '46
Bailey, Andrew, rhp - 2012-13
Bailey, Bob, inf-of - 1977-78
Bailey, Cory, rhp - 1993-94
Bailey, Gene, of - 1920
Bailey, Jeff, 1b-of - 2008-09
Baker, Al, rhp - 1938
Baker, Floyd, inf - 1953-54
Baker, Jack, 1b - 1976-77
Baker, Tracy, 1b - 1911
Baldelli, Rocco, of - 2009

Ball, Neal, inf - 1912-13
Bankhead, Scott, rhp - 1993-94
Banks, Willie, rhp - 2001-02
Barbare, Walter, 3b - 1918
Barberich, Frank, rhp - 1910
Bard, Daniel, rhp - 2009-13
Bard, Josh, c - 2006
Bark, Brian, lhp - 1995
Barkley, Brian, lhp - 1998
Barna, Babe, of - 1943
Barnes, Matt, rhp - 2014-17
Barr, Steve, lhp - 1974-75
Barrett, Bill, of - 1929-30
Barrett, Bob, 3b - 1929
Barrett, Frank, rhp - 1944-45
Barrett, Jimmy, lf - 1907-08
Barrett, Marty, 2b - 1982-90
Barrett, Tommy, 2b - 1992-99
Barry, Ed, lhp - 1905-07
Barry, Jack, ss-2b - 1915-17, '19
Bates, Aaron, inf - 2009
Batts, Matt, c - 1947-51
Baumann, Frank, lhp - 1955-59
Bay, Jason, lf - 2008-09
Baylor, Don, dh-of - 1986-87
Bayne, Bill, lhp - 1929-30
Beato Pedro, rhp - 2012-13
Beck, Rod, rhp - 1999-2001
Beckett, Josh, rhp - 2006-12
Bedard, Erik, lhp - 2011
Bedient, Hugh, rhp - 1912-14
Belinda, Stan, rhp - 1995-96
Bell, Gary, rhp - 1967-68
Bell, Juan, 3b - 1995
Bellhorn, Mark, 2b - 2004-05
Beltre, Adrian, 3b - 2010
Beltre, Esteban, inf - 1996
Benintendi, Andrew, of - 2016-17
Beniquez, Juan, ss-lf - 1971-72, '74-75
Benjamin, Mike, inf - 1997-98
Bennett, Dennis, lhp - 1965-67
Bennett, Frank, rhp - 1927-28
Benton, Al, rhp - 1952
Benzing, Todd, of-1b - 1987-88
Berberet, Lou, c - 1958
Berg, Moe, c - 1935-39
Berger, Boze, inf - 1939
Berry, Charley, c - 1928-32
Berry, Quintin, of - 2013
Berry, Sean, 3b - 2000
Berryhill, Damon, c - 1994
Betts, Mookie, of-inf - 2014-17
Bevan, Hal, 3b - 1952
Beville, Ben, rhp - 1901
Bianchi, Jeff, inf - 2015
Bichette, Dante, dh-of - 2000-01
Bigelow, Elliott, of - 1929
Billingham, Jack, rhp - 1980
Bird, Doug, rhp - 1983
Bischoff, John, c - 1925-26
Bishop, Max, inf - 1934-35
Black, Dave, lhp - 1923
Blackwell, Tim, c - 1974-75
Blethen, Clarence, rhp - 1923
Blosser, Greg, of - 1993-94
Blumh, Red, ph - 1918
Boddicker, Mike, rhp - 1988-90
Boerner, Larry, rhp - 1932
Bogaerts, Xander, ss - 2013-17
Boggs, Wade, 3b - 1982-92
Bolin, Bob, rhp - 1970-73
Bolling, Milnt, inf - 1952-57
Bolton, Tom, lhp - 1987-92

Bonser, Boof, rhp - 2010
Boone, Ike, rf - 1923-25
Boone, Ray, 1b - 1960
Borland, Toby, rhp - 1997
Borland, Tom, lhp - 1960-61
Boudreau, Lou, ss - 1951-52
Bowden, Michael, rhp - 2008-12
Bowen, Sam, of - 1977-78, '80
Bowers, Stew, rhp - 1935-37
Bowman, Joe, rhp - 1944-45
Bowsfield, Ted, lhp - 1958-60
Boyd, Dennis, rhp - 1982-89
Boyer, Blaine, rhp - 2017
Bradford, Chad, rhp - 2005
Bradley, Herb, rhp - 1927-29
Bradley, Hugh, 1b - 1910-12
Bradley Jr., Jackie, of - 2013-17
Brady, Cliff, 2b - 1920
Brady, King, rhp - 1908
Bragg, Darren, of - 1996-98
Brandenburg, Mark, rhp - 1996-97
Brandon, Darrell, rhp - 1966-68
Bratschi, Fred, of - 1926-27
Brentz, Bryce, of - 2014, '16
Breslow, Craig, lhp - 2006, '12-15
Bressoud, Ed, ss - 1962-65
Brett, Ken, lhp - 1967, 1969-71
Brewer, Tom, rhp - 1954-61
Brickner, Ralph, rhp - 1952
Brillheart, Jim, lhp - 1931
Britton, Drake, lhp - 2013-14
Brodowski, Dick, rhp - 1952, '55
Brogna, Rico, 1b - 2000
Brohmer, Jack, inf - 1978-80
Brown, Adrian, of - 2003
Brown, Corey, of - 2014
Brown, Dusty, c - 2009-10
Brown, Hal, rhp - 1953-55
Brown, Jamie, rhp - 2004
Brown, Kevin, c - 2002
Brown, Lloyd, lhp - 1933
Brown, Mace, rhp - 1942-43, '46
Brown, Mike, rhp - 1982-86
Brunley, Mike, inf - 1991-92
Brumley, Tom, rf - 1990-92, '94
Bucher, Jim, inf - 1944-45
Buchholz, Clay, rhp - 2007-16
Buckner, Bill, 1b - 1984-87, '90
Buddin, Don, ss - 1956, '58-61
Buford, Damon, of - 1998-99
Bullinger, Kirk, rhp - 1999
Burchell, Fred, lhp - 1907-09
Burda, Bob, 1b - 1972
Burgmeier, Tom, lhp - 1978-82
Burkett, Jesse, lhp - 1905
Burkett, John, rhp - 2002-03
Burkhardt, Morgan, dh-1b - 2000-01
Burks, Ellis, cf - 1987-92, '04
Burleson, Rick, ss - 1974-80
Burns, George, 1b - 1922-23
Burns, Mike, rhp - 2006
Burton, Jim, rhp - 1975, '77
Busby, Jim, of - 1959-60
Bush, Joe, rhp - 1918-21
Bushelman, Jack, rhp - 1911-12
Bushey, Frank, rhp - 1927, '30
Butland, Bill, rhp - 1940, '42, '46-47
Butler, Dan, c - 2014
Byerly, Bud, rhp - 1958
Byrd, Jim, inf - 1993
Byrd, Marlon, of - 2012
Byrd, Paul, rhp - 2008-09

C (137)

Cabrera, Fernando, rhp - 2009-10
Cabrera, Orlando, ss - 2004
 Cady, Hick, c - 1912-17
 Calderon, Ivan, of - 1993
 Caldwell, Earl, rhp - 1948
 Caldwell, Ray, rhp - 1919
 Camilli, Dolf, 1b - 1945
Cameron, Mike, of - 2010-11
Campbell, Bill, rhp - 1977-81
 Campbell, Paul, 1b - 1941-42, '46
Canseco, Jose, dh-of - 1995-96
Capuano, Chris, lhp - 2014
Carbo, Bernie, of - 1974-78
 Carey, Tom, inf - 1939-42, '46
 Carlisle, Walter, of - 1908
 Carlstrom, Swede, ss - 1911
 Carlyle, Cleo, of - 1927
 Carlyle, Roy, of - 1925-26
Carp, Mike, 1b-of - 2013-14
Carpenter, Chris, rhp - 2012
Carrasco, Hector, rhp - 2000
 Carrigan, Bill, c - 1906, '08-16
 Carroll, Ed, rhp - 1929
Carter, Chris, of - 2008-09
Casale, Jerry, rhp - 1958-60
 Cascarella, Joe, rhp - 1935-36
Casey, Sean, 1b-dh - 2008
Cash, Kevin, c - 2007-08, '10
Cassidy, Scott, rhp - 2005
Castillo, Carlos, rhp - 2001
 Castillo, Frank, rhp - 2001-02, '04
Castillo, Rusney, of - 2014-16
Cater, Danny, 1b-of - 1972-74
Cecchini, Garin, 3b - 2014-15
 Cecil, Rex, rhp - 1944-45
Cepeda, Orlando, dh - 1973
Cerone, Rick, c - 1988-89
Cespedes, Yoenis, of - 2014
 Chadbourne, Chet, inf-of - 1906-07
 Chakales, Bob, rhp - 1957
Chamberlain, Wes, rf - 1994-95
 Chaney, Esty, rhp - 1913
 Chaplin, Ed, c - 1920-22
 Chapman, Ben, of - 1937-38
Charton, Pete, rhp - 1964
 Chase, Ken, lhp - 1942-43
 Check, Charley, rhp - 1909
Checo, Robinson, rhp - 1997-98
Chen, Bruce, lhp - 2003
 Chesbro, Jack, rhp - 1909
Chittum, Nels, rhp - 1959-60
Cho, Jin Ho, rhp - 1998-99
Christopher, Joe, of - 1966
 Christopher, Lloyd, of - 1945
 Cicero, Joe, of - 1929-30
 Cicotte, Ed, rhp - 1908-12
Ciriaco, Pedro, inf - 2012-13
Cisco, Galen, rhp - 1961-62, '67
 Cissell, Bill, 2b - 1934
 Clark, Danny, 3b - 1924
Clark, Jack, 1b-dh - 1991-92
 Clark, Otey, rhp - 1945
Clark, Phil, of - 1996
Clark, Tony, 1b - 2002
Clayton, Royce, inf - 2007
Clear, Mark, rhp - 1981-85
Clemens, Roger, rhp - 1984-96
Clement, Matt, rhp - 2005-06
 Clemons, Lance, lhp - 1974
Cleveland, Reggie, rhp - 1974-78
Clevenger, Tex, rhp - 1954
 Clinton, Lu, rf - 1960-64
 Clowers, Bill, lhp - 1926
 Cochran, George, 3b - 1918
Coello, Robert, rhp - 2010
 Coffey, Jack, 3b - 1918

Cole, Jr., Alex, of - 1996
Coleman, Dave, of - 1977
Coleman, Michael, of - 1997, '99
Collier, Lou, inf-of - 2003
 Collins, Jimmy, 3b - 1901-07
 Collins, Ray, lhp - 1909-15
 Collins, Rip, rhp - 1922
 Collins, Shano, of - 1921-25
Colon, Bartolo, rhp - 2008
 Combs, Merrill, 3b - 1947, 1949-50
 Comstock, Ralph, rhp - 1915
Cone, David, rhp - 2001
 Congalton, Bunk, rf - 1907
Conigliaro, Billy, of - 1969-71
 Conigliaro, Tony, rf - 1964-67, '69-70, '75
 Conley, Gene, rhp - 1961-63
 Connolly, Bud, inf - 1925
 Connolly, Sr., Ed, c - 1929-32
 Connolly, Jr., Ed, lhp - 1964
 Connolly, Joe, of - 1924
 Conroy, Bill, c - 1942-44
 Consolo, Billy, inf - 1953-59
Cook, Aaron, rhp - 2012
Cook, Ryan, rhp - 2015
 Cooke, Dusty, of - 1933-36
 Cooney, Jimmy, 2b - 1917
Cooper, Cecil, 1b - 1971-76
 Cooper, Guy, rhp - 1914-15
Cooper, Scott, 3b - 1990-94
Cora, Alex, inf - 2005-08
Cordero, Wilfredo, of - 1996-97
Corey, Bryan, rhp - 2006-08
Cormier, Rheal, lhp - 1995, '99-00
Correll, Vic, c - 1972
Corsi, Jim, rhp - 1997-99
 Coughtry, Marlan, 2b - 1960
 Coumbe, Fritz, lhp - 1914
Cox, Ted, dh - 1977
Craig, Allen, of-1b, 2014-15
 Cramer, Doc, of - 1936-40
 Cravath, Gavy, of - 1908
Crawford, Carl, lf - 2011-12
Crawford, Paxton, rhp - 2000-01
Crawford, Steve, rhp - 1980-82, '84-87
 Creeden, Pat, 2b - 1931
 Cremins, Bob, lhp - 1927
Crespo, Cesar, inf-of - 2004
 Criger, Lou, c - 1901-08
Crisp, Coco, cf - 2006-08
 Cronin, Joe, ss - 1935-45
Crouch, Zach, lhp - 1988
Croushore, Rick, rhp - 2000
Cruz, Jr., Jose, of - 2005
Cuevas, William, rhp - 2016
 Culberson, Leon, of - 1943-47
Culp, Ray, rhp - 1968-73
Cummings, Midre, of - 1998, '00
 Cuppy, Nig, rhp - 1901
Curry, Steve, rhp - 1988
Curtis, John, lhp - 1970-73
Cuyler, Milt, of - 1996

D (78)

Dahlgren, Babe, 1b - 1935-36
Daley, Pete, c - 1955-59
 Dallessandro, Dom, of - 1937
Damon, Johnny, cf - 2002-05
 Danzig, Babe, 1b - 1909
d'Arnaud, Chase, inf-of - 2017
Darwin, Bobby, rhp - 1976-77
Darwin, Danny, rhp - 1991-94
Daubach, Brian, 1b-dh - 1999-02, '04
 Daughters, Bob, pr - 1937
Davis, Rajai, of - 2017
Dawson, Andre, of-dh - 1993-94
 Deal, Cot, rhp - 1947-48
De Aza, Alejandro, of - 2015

Deer, Rob, rf - 1993
 Deiningner, Pep, lhp - 1902
De Jesus, Ivan, inf - 2012
De La Rosa, Rubby, rhp - 2013-14
De La Torre, Jose, rhp - 2013
Delcarmen, Manny, rhp - 2005-10
Delgado, Alex, inf - 1996
Delock, Ike, rhp - 1952-53, '55-63
Demeter, Don, of - 1966-67
Dempster, Ryan, rhp - 2013
Denman, Brian, rhp - 1982
 Dente, Sam, 3b - 1947
 Derrick, Mike, of - 1970
 Desautels, Gene, c - 1937-40
 Deutsch, Mel, rhp - 1946
Devers, Rafael, 3b - 2017
 Devine, Mickey, c - 1920
 Deviney, Hal, rhp - 1920
 De Vormer, Al, c - 1923
 Diaz, Bo, c - 1977
Diaz, Jonathan, inf - 2013
Diaz, Juan, 1b-dh - 2002
 Dieck, George, c - 1935-36
 Dickman, Emerson, rhp - 1936, '38-41
Didier, Bob, c - 1974
Dillard, Steve, inf - 1975-77
 DiMaggio, Dom, cf - 1940-42, '46-53
DiNardo, Lenny, lhp - 2004-06
 Dinneen, Bill, rhp - 1902-07
 DiPietro, Bob, of - 1951
 Dobens, Ray, lhp - 1929
 Dobson, Joe, rhp - 1941-43, '46-50, '54
 Dodge, Sam, rhp - 1921-22
Dodson, Pat, 1b - 1986-88
 Doer, Bobby, 2b - 1937-44, '46-51
Doherty, John, rhp - 1996
Dominique, Andy, c - 2004
 Donahue, John, of - 1923
 Donahue, Pat, c - 1908-10
Donnelly, Brendan, rhp - 2007
Donnels, Chris, inf - 1995
 Donohue, Pete, rhp - 1932
Dopson, John, rhp - 1989-93
 Doran, Tom, c - 1904-06
 Dorish, Harry, rhp - 1947-49, '56
Dorsey, Jim, rhp - 1984-85
Doubront, Felix, lhp - 2010-14
 Dougherty, Patsy, lf - 1902-04
 Dowd, Tommy, lf - 1901
 Doyle, Danny, c - 1943
Doyle, Denny, 2b - 1975-77
Drago, Dick, rhp - 1974-75, '78-80
 Dreisewerd, Clem, lhp - 1944-46
Drew, J.D., rf - 2007-11
Drew, Stephen, ss - 2013-14
 Droba, Walt, 1b - 1949-52
 Dubuc, Jean, rhp - 1918
Duffy, Frank, inf - 1978-79
 Dugan, Joe, 3b - 1922
Duliba, Bob, rhp - 1965
 Dumont, George, rhp - 1919
 Durham, Ed, rhp - 1929-32
 Durst, Cedric, of - 1930
Dwyer, Jim, of - 1979-80

E (22)

Earley, Arnold, lhp - 1960-65
Easley, Mike, dh-1b - 1984-85
Eckersley, Dennis, rhp - 1978-84, '88
 Eggert, Elmer, 2b - 1927
 Ehmke, Howard, rhp - 1923-26
 Eibel, Hack, lhp - 1920
Elias, Roenis, lhp - 2016-17
Ellsbury, Jacoby, of - 2007-13
Ellsworth, Dick, lhp - 1968-69
Ellsworth, Steve, lhp - 1988
Embree, Alan, lhp - 2002-05

All-Time Roster, Continued

Engle, Clyde, inf-of - 1910-14
Erdos, Todd, rhp - 2001
Esasky, Nick, 1b - 1989
Escobar, Edwin, lhp - 2014
Eshelman, Vaughn, lhp - 1995-97
Evans, Al, c - 1951
Evans, Bill, rhp - 1951
Evans, Dwight, rf - 1972-90
Everett, Carl, cf - 2000-01
Evers, Hoot, of - 1952-54
Ezzell, Homer, inf - 1924-25

F (57)

Fanzone, Carmen, 3b - 1970
Farr, Steve, rhp - 1994
Farrell, Doc, 2b - 1935
Farrell, Duke, c - 1903-05
Fassero, Jeff, lhp - 2000
Ferguson, Alex, rhp - 1922-25
Ferrell, Rick, c - 1933-37
Ferrell, Wes, rhp - 1934-37
Ferris, Hobe, 2b - 1901-07
Ferriss, Dave, rhp - 1945-50
Fewster, Chick, inf - 1922-23
Finch, Joel, rhp - 1979
Fine, Tom, rhp - 1947
Finney, Lou, 1b-of - 1939-42, '44-45
Finnvold, Gar, rhp - 1994
Fiore, Mike, 1b - 1970-71
Fischer, Hank, rhp - 1966-67
Fisk, Carlton, c - 1969, '71-80
Fister, Doug, rhp - 2017
Fitzgerald, Howie, of - 1926
Flagstead, Ira, of - 1923-29
Flaherty, John, c - 1992-93
Flair, Al, 1b - 1941
Fleming, Bill, rhp - 1940-41
Fletcher, Scott, 2b - 1993-94
Florie, Bryce, rhp - 1999-01
Flowers, Ben, rhp - 1951, 1953
Floyd, Cliff, of - 2002
Fonville, Chad, inf - 1999
Foreman, Frank, rhp - 1901
Foreman, Happy, lhp - 1926
Fornieles, Mike, rhp - 1957-63
Fortune, Gary, rhp - 1920
Fossas, Tony, lhp - 1991-94
Fossum, Casey, lhp - 2001-03
Foster, Eddie, 3b - 1920-22
Foster, Rube, rhp - 1913-17
Fothergill, Bob, of - 1933
Foulke, Keith, rhp - 2004-06
Fowler, Boob, inf - 1926
Fox, Chad, rhp - 2003
Fox, Matt, rhp - 2010
Fox, Pete, of - 1941-45
Foxy, Jimmie, rhp - 1936-42
Foy, Joe, 3b - 1966-68
Francis, Ray, lhp - 1925
Freeman, Buck, 1b-*rf* - 1901-07
Freeman, Hersh, rhp - 1952-53, '55
Freeman, John, of - 1927
French, Charley, inf - 1909-10
Frieberg, Bernie, inf-of - 1933
Friend, Owen, ss - 1955
Frohwith, Todd, rhp - 1994
Frye, Jeff, 2b - 1996-97, '99-00
Fuhr, Oscar, lhp - 1924-25
Fuller, Frank, 2b - 1923
Fullerton, Curt, rhp - 1921-25, '33

G (94)

Gabbard, Kason, lhp - 2006-07
Gaetti, Gary, 3b - 2000
Gaffke, Fabian, of - 1936-39
Gagliano, Phil, inf - 1971-72
Gagne, Eric, rhp - 2007

Gainer, Del, inf-of - 1914-17, '19
Gale, Rich, rhp - 1984
Galehouse, Denny, rhp - 1939-40, '47-49
Gallagher, Bob, of - 1972
Gallagher, Ed, lhp - 1932
Galvin, Jim, ph - 1930
Garbark, Bob, c - 1945
Garces, Rich, rhp - 1996-02
Garciparra, Nomar, ss - 1996-04
Gardiner, Mike, rhp - 1991-92
Gardner, Billy, inf - 1962-63
Gardner, Larry, 3b - 1908-17
Gardner, Wes, rhp - 1986-90
Garman, Mike, rhp - 1969, '71-73
Garrison, Cliff, rhp - 1928
Garrison, Ford, of - 1943-44
Gaston, Alex, c - 1926, 1929
Gaston, Milt, rhp - 1929-31
Gathright, Joey, of - 2009, '11
Gedman, Rich, c - 1980-90
Geiger, Gary, of - 1959-65
Gelbert, Charley, 3b - 1940
Gerber, Wally, inf - 1928-29
Germano, Justin, rhp - 2012
Gernert, Dick, 1b - 1952-59
Gessler, Doc, *rf* - 1908-09
Geygan, Chappie, inf - 1924-26
Giambi, Jeremy, of-dh - 2003
Giannini, Joe, ss - 1911
Gibson, Norwood, rhp - 1903-06
Gibson, Russ, c - 1967-69
Gilbert, Andy, of - 1942, '46
Gile, Don, c - 1959-62
Gilhooley, Frank, of - 1919
Gilkey, Bernard, lf - 2000
Gillespie, Bob, rhp - 1950
Gillis, Grant, 2b - 1929
Ginsberg, Joe, c - 1961
Glaze, Ralph, rhp - 1906-08
Gleason, Harry, inf - 1901-03
Glenn, Joe, c - 1940
Godwin, John, inf-of - 1905-06
Goggin, Chuck, 2b - 1974
Gomes, Jonny, of - 2013-14
Gomes, Wayne, rhp - 2002
Gomez, Mauro, 1b - 2012
Gonzales, Eusebio, ss - 1918
Gonzales, Joe, rhp - 1937
Gonzalez, Adrian, 1b - 2011-12
Gonzalez, Alex, ss - 2006, '09
Gonzalez, Enrique, rhp - 2009
Gonzalez, Geremi, rhp - 2005
Gooch, Johnny, c - 1933
Goodman, Billy, inf - 1947-57
Gordon, Tom, rhp - 1996-99
Gosger, Jim, of - 1963, 1965-66
Graffanino, Tony, inf - 2005
Graham, Charley, c - 1906
Graham, Lee, of - 1983
Graham, Skinny, of - 1934-35
Gray, Dave, rhp - 1964
Gray, Jeff, rhp - 1990-91
Grebeck, Craig, ss - 2001
Green, Lenny, of - 1965-66
Green, Nick, inf - 2009
Green, Pumpsie, inf - 1959-62
Greenwell, Mike, lf - 1985-96
Gregg, Vean, lhp - 1914-16
Griffin, Doug, 2b - 1971-77
Griffin, Marty, rhp - 1928
Grilli, Guido, lhp - 1966
Grimes, Ray, 1b - 1920
Grishaw, Moose, 1b - 1905-07
Grissom, Marv, rhp - 1953
Gross, Kip, rhp - 1999
Gross, Turkey, ss - 1925
Grove, Lefty, lhp - 1934-41

Grundt, Ken, lhp - 1996-97
Gubanich, Creighton, c - 1999
Guerra, Mike, c - 1951
Guerrero, Mario, ss - 1973-74
Quindron, Bob, 1b - 1964
Gumpert, Randy, rhp - 1952
Gunderson, Eric, lhp - 1995-96
Gunning, Hy, 1b - 1911
Guthrie, Mark, lhp - 1999
Gutierrez, Jackie, ss - 1983-85
Gutierrez, Ricky, inf - 2004
Gutteridge, Don, inf - 1946-47

H (133)

Hageman, Casey, rhp - 1911-12
Halama, John, lhp - 2005
Hale, Odell, 3b - 1941
Haley, Ray, c - 1915-16
Hall, Bill, inf-of - 2010
Hall, Charley, rhp - 1909-13
Hammond, Chris, lhp - 1997
Hancock, Garry, of - 1978, '80-82
Hancock, Josh, rhp - 2002
Haney, Chris, lhp - 2002
Haney, Fred, 3b - 1926-27
Hanigan, Ryan, c - 2015-16
Hansrahan, Joel, rhp - 2013
Hansack, Devern, rhp - 2006-08
Hansen, Craig, rhp - 2005-06, '08
Hanson, Erik, rhp - 1995
Hardy, Carroll, of - 1960-62
Harrikkala, Tim, rhp - 1999
Harper, Harry, lhp - 1920
Harper, Tommy, of - 1972-74
Harrell, Billy, inf - 1961
Harrison, Ken, 1b-*rf* - 1967-69
Harris, Bill, rhp - 1938
Harris, Greg, rhp - 1989-94
Harris, Joe, rhp - 1905-07
Harris, Joe, of-1b - 1922-25
Harris, Mickey, rhp - 1940-41, '46-49
Harris, Reggie, rhp - 1996
Harris, Willie, inf-of - 2006
Harriss, Slim, rhp - 1926-28
Harshman, Jack, lhp - 1959
Hartenstein, Chuck, rhp - 1970
Hartley, Grover, c - 1927
Hartley, Mike, rhp - 1998
Hartman, Charley, lhp - 1905
Harville, Chad, rhp - 2005
Haselman, Bill, c - 1995-97, '03
Hash, Herb, rhp - 1940-41
Hassan, Alex, of - 2014
Hassler, Andy, lhp - 1978-79
Hatcher, Billy, of - 1992-94
Hatfield, Fred, 3b - 1950-52
Hatteberg, Scott, c - 1995-01
Hatton, Grady, 3b - 1954-56
Haussmann, Clem, rhp - 1944-45
Hayden, John, *rf* - 1906
Hayes, Frankie, c - 1947
Hearne, Ed, ss - 1910
Heep, Danny, of - 1989-90
Heffner, Bob, rhp - 1963-65
Hefflin, Randy, rhp - 1945-46
Heimach, Fred, lhp - 1926
Heise, Bob, inf - 1975-76
Helms, Tommy, inf - 1977
Hembree, Heath, rhp - 2014-17
Hemphill, Charley, *rf* - 1901
Henderson, Dave, of - 1986-87
Henderson, Rickey, of - 2002
Hendry, Tim, of - 1920-21
Henriksen, Olaf, of - 1911-17
Henry, Bill, lhp - 1952-55
Henry, Butch, lhp - 1997-98
Henry, Jim, rhp - 1936-37

Hermanson, Dustin, rhp - 2002
Hermida, Jeremy, of - 2010
Hernandez, Marco, inf - 2016-17
 Hernandez, Ramon, lhp - 1977
Herrera, Jonathan, inf - 2014
 Herrera, Mike, inf - 1925-26
 Herrin, Tom, rhp - 1954
Hesketh, Joe, lhp - 1990-94
Hetzl, Eric, rhp - 1989-90
 Heving, Joe, rhp - 1938-40
 Heving, Johnnie, c - 1924-25, '28-30
 Hickman, Piano Legs, rhp - 1902
 Higgins, Mike, 3b - 1937-38, '46
Hill, Aaron, inf - 2016
Hill, Rich, lhp - 2010-12, '15
Hillenbrand, Shea, 3b - 2001-03
 Hiller, Hob, inf - 1920-21
Hillman, Dave, rhp - 1960-61
 Hinkle, Gordie, c - 1934
Hinojosa, Daliel, rhp - 2015
Hinrichs, Paul, rhp - 1951
Hinske, Eric, of-1b - 2006-07
 Hinson, Paul, ph - 1928
 Hisner, Harley, rhp - 1951
 Hitchcock, Billy, inf - 1948-49
 Hoblitzell, Dick, 1b - 1914-18
Hobson, Butch, 3b - 1975-80
 Hockette, George, lhp - 1934-35
 Hodapp, Johnny, 2b - 1933
 Hoderlein, Mel, inf - 1951
 Hoefel, Billy, lhp - 1959
 Hoey, John, lf - 1906-08
Hoffman, Glenn, ss-3b - 1980-87
 Hofmann, Fred, c - 1927-28
Holaday, Bryan, c - 2016
 Holcombe, Ken, rhp - 1953
Hollins, Dave, inf - 1995
 Holm, Billy, c - 1945
Holt, Brock, inf-of - 2013-17
Holtz, Mike, rhp - 2006
 Hooper, Harry, rf - 1909-20
Horn, Sam, dh-1b - 1987-89
Horton, Tony, 1b - 1964-67
Hosey, Dwayne, of - 1995-96
Hottovy, Tommy, lhp - 2011
House, Tom, lhp - 1976-77
Housie, Wayne, of - 1991
Howard, Chris, lhp - 1994
 Howard, Elston, c - 1967-68
 Howard, Paul, of - 1909
 Howe, Les, rhp - 1923-24
Howry, Bob, rhp - 2002-03
Hoy, Peter, rhp - 1992
 Hoyt, Waite, rhp - 1919-20
Huckaby, Ken, c - 2006
Hudson, Joe, rhp - 1995-97
 Hudson, Sid, rhp - 1952-54
 Hughes, Ed, rhp - 1905-06
 Hughes, Long Tom, rhp - 1902-03
Hughes, Terry, 3b - 1974
 Hughson, Tex, rhp - 1941-44, '46-49
 Humphrey, Bill, rhp - 1938
 Hunt, Ben, lhp - 1910
Hunter, Buddy, inf - 1971, '73, '75
 Hunter, Herb, of - 1920
 Hurd, Tom, rhp - 1954-56
Hurst, Bruce, lhp - 1980-88
Huskey, Butch, of-inf - 1999
 Husting, Bert, rhp - 1902
Hyzdu, Adam, of - 2004-05

I (2)

Iglesias, Jose, ss - 2011-13
Irvine, Daryl, rhp - 1990-92

J (46)

Jablonski, Pete, rhp - 1932
 (later known as Pete Appleton)
Jackson, Conor, of - 2011
Jackson, Damian, inf-of - 2003
 Jackson, Ron H., 1b - 1960
 Jacobson, Baby Doll, of - 1926-27
 Jacobson, Beany, lhp - 1907
 Jamerson, Charley, lhp - 1924
 James, Bill, rhp - 1919
James, Chris, of - 1995
 Janvrin, Hal, inf - 1911, 1913-17
Jarvis, Kevin, rhp - 2006
Jarvis, Ray, rhp - 1969-70
Jefferson, Reggie, dh-1b - 1995-99
Jenkins, Ferguson, rhp - 1976-77
 Jenkins, Tom, of - 1925-26
Jenks, Bobby, rhp - 2011
 Jensen, Jackie, rf - 1954-59, 1961
Jensen, Marcus, c - 2001
Jimenez, Luis, inf - 2015
Johns, Keith, 2b - 1998
 Johnson, A. Rankin, rhp - 1914
 Johnson, Bob, lf - 1944-45
Johnson, Brian, lhp - 2015, '17
 Johnson, Deron, dh-1b - 1974-76
 Johnson, Earl, lhp - 1940-41, '46-50
 Johnson, Hank, rhp - 1933-35
Johnson, Jason, rhp - 2006
Johnson, John Henry, lhp - 1983-84
Johnson, Kelly, inf-of - 2014
 Johnson, Roy, lf-rf - 1932-35
 Johnson, Vic, lhp - 1944-45
Johnston, Joel, rhp - 1995
 Jolley, Smead, lf - 1932-33
Jones, Bobby M, lhp - 2004
 Jones, Charley, of - 1901
Jones, Dalton, inf - 1964-69
Jones, Hunter, lhp - 2009
 Jones, Jake, 1b - 1947-48
Jones, Rick, lhp - 1976
 Jones, Sad Sam, rhp - 1916-21
Jones, Todd, rhp - 2003
 Joost, Eddie, inf - 1955
 Josephson, Duane, c - 1971-72
 Judd, Oscar, lhp - 1941-45
 Judge, Joe, 1b - 1933-34
Jurak, Ed, inf - 1982-85

K (52)

Kalish, Ryan, of - 2010, '12
 Kallio, Rudy, rhp - 1925
Kapler, Gabe, of - 2003-06
 Karger, Ed, lhp - 1909-11
 Karl, Andy, rhp - 1943
 Karow, Marty, inf - 1927
 Karr, Benn, rhp - 1920-22
Kasko, Eddie, ss - 1966
 Kell, George, 3b - 1952-54
 Kellett, Al, rhp - 1924
 Kellett, Red, inf - 1934
 Kellum, Win, lhp - 1901
 Kelly, Ed, rhp - 1914
Kelly, Joe, rhp - 2014-17
 Keltner, Ken, 3b - 1950
 Kemmerer, Russ, rhp - 1954-55, '57
Kendall, Fred, c - 1978
Kendrick, Kyle, rhp - 2017
 Kennedy, Bill, lhp - 1953
Kennedy, John, inf - 1970-74
Keough, Marty, of - 1956-60
Kiecker, Dana, rhp - 1990-91
 Kiefer, Joe, rhp - 1925-26
Kielty, Bobby, of - 2007
 Kiely, Leo, lhp - 1951, '54-56, '58-59
 Killiany, Jack, rhp - 1911
Kim, Byung-Hyun, rhp - 2003-04

Kim, Sun-Woo, rhp - 2001-02
Kimbrel, Craig, rhp - 2016-17
 Kinder, Ellis, rhp - 1948-55
 Kinney, Walt, lhp - 1918
Kison, Bruce, rhp - 1985
 Klaus, Billy, ss-3b - 1955-58
 Klineow, Red, c - 1910-11
 Kline, Bob, rhp - 1930-33
 Kline, Ron, rhp - 1969
 Klinger, Bob, rhp - 1946-47
Knacker, Brent, rhp - 1996
 Knight, John, 3b - 1907
Kolstad, Hal, rhp - 1962-63
 Koonce, Cal, rhp - 1970-71
Kosso, Andy, of - 1972
Kotchman, Casey, inf - 2009
Kotsay, Mark, of-1b - 2008-09
Kottaras, George, c - 2008-09
 Kramer, Jack, rhp - 1948-49
Krausse, Lew, rhp - 1972
Kreuger, Rick, lhp - 1975-77
 Kroh, Rube, lhp - 1906-07
 Kroner, John, inf - 1935-36
 Krug, Marty, inf - 1912
Kutcher, Randy, of - 1988-90

L (86)

LaChance, Candy, 1b - 1902-05
Lackey, John, rhp - 2010-14
Lacy, Kerry, rhp - 1996-97
 LaForest, Ty, 3b - 1945
LaFrancis, Roger, c - 1982
Lahoud, Joe, of - 1968-71
 Lake, Eddie, rhp - 1943-45
 Lamabe, Jack, rhp - 1963-65
 Lamar, Bill, of - 1919
LaMarre, Ryan, of - 2016
Lamp, Dennis, rhp - 1988-91
Lancellotti, Rick, 1b - 1990
Landis, Bill, lhp - 1967-69
 Landis, Jim, of - 1967
 Langford, Sam, of - 1926
Lansford, Carney, 3b - 1981-82
Lansing, Mike, inf - 2000-01
 LaPorte, Frank, inf-of - 1908
LaRoche, Adam, 1b - 2009
LaRose, John, lhp - 1978
 Lary, Lynn, ss - 1934
Lavarnway, Ryan, c - 2011-14
Layne, Tommy, lhp - 2014-16
 Lazor, Johnny, of - 1943-46
Lee, Bill, lhp - 1969-78
 Lee, Dud, ss - 1924-26
Lee, Sang-Hoon, lhp - 2000
 LeFebvre, Lefty, lhp - 1938-39
 Legett, Lou, c - 1933-35
 Leheny, Regis, lhp - 1932
 Lehner, Paul, of - 1952
 Leibold, Nemo, of - 1921-23
Leister, John, rhp - 1987, '90
Lemke, Mark, 2b - 1998
 Lenhardt, Don, of - 1952, '54
Leon, Sandy, c - 2015-17
 Leonard, H. Dutch, lhp - 1913-18
Leppico, Ted, inf - 1952-59
 Lerchen, Dutch, ss - 1910
 LeRoy, Louis, rhp - 1910
Leskanic, Curtis, rhp - 2004
Lester, Jon, lhp - 2006-14
Lewis, Darren, of - 1998-01
 Lewis, Duffy, lf - 1910-17
 Lewis, John, 2b - 1911
 Lewis, Ted, rhp - 1901
Leyritz, Jim, c - 1998
Lickert, John, c - 1981
Light, Pat, rhp - 2016
Lillibridge, Brent, inf-of - 2012

All-Time Roster, Continued

Lilliquist, Derek, lhp - 1995
Lin, Che-Hsuan, of - 2012
Lin, Tzu-Wei, inf - 2017
Lipon, Johnny, ss - 1952-53
Lisenbee, Hod, rhp - 1929-32
Littlefield, Dick, lhp - 1950
Litton, Greg, inf - 1994
Lock, Don, of - 1969
Lockwood, Skip, rhp - 1980
Loepp, George, of - 1928
Lofton, James, inf - 2001
Lollar, Tim, lhp - 1985-86
Lomasney, Steve, c - 1999
Lonborg, Jim, rhp - 1965-71
Loneragan, Walt, inf - 1911
Loney, James, 1b - 2012
Looney, Brian, lhp - 1995
Lopez, Felipe, inf - 2010
Lopez, Javier, lhp - 2006-09
Lopez, Javy, c - 2006
Lord, Harry, 3b - 1907-10
Loretta, Mark, 2b - 2006
Lowe, Derek, rhp - 1997-04
Lowell, Mike, 3b - 2006-10
Lowrie, Jed, inf - 2008-11
Lucas, Johnny, of - 1931-32
Lucey, Joe, rhp - 1925
Lucier, Lou, rhp - 1943-44
Lugo, Julio, ss - 2007-09
Lundgren, Del, rhp - 1926-27
Lupien, Tony, 1b - 1940, '42-43
Lyle, Sparky, lhp - 1967-71
Lynch, Walt, c - 1922
Lynn, Fred, cf - 1974-80
Lyon, Brandon, rhp - 2003
Lyons, Steve, of-inf - 1985-86, '91-93

M (189)

MacFarlane, Mike, c - 1995
MacFayden, Danny, rhp - 1926-32
Machado, Alejandro, inf - 2005
Machi, Jean, rhp - 2015
Mack, Shane, of - 1997
MacLeod, Bill, lhp - 1962
MacWhorter, Keith, rhp - 1980
Madden, Tom, c - 1909-11
Maddox, Austin, rhp - 2017
Maddux, Mike, rhp - 1995-96
Magrini, Pete, rhp - 1966
Mahay, Ron, of-lhp - 1995, '97-98
Mahomes, Pat, rhp - 1996-97
Mahoney, Chris, rhp - 1910
Mahoney, Jim, ss - 1959
Malaska, Mark, lhp - 2004
Malave, Jose, of - 1996-97
Mallett, Jerry, of - 1959
Maloy, Paul, rhp - 1913
Malzone, Frank, 3b - 1955-65
Mantei, Matt, rhp - 2005
Mantilla, Felix, 2b - 1963-65
Manto, Jeff, inf - 1996
Manuel, Robert, rhp - 2010
Manush, Heinie, of - 1936
Manzanillo, Josias, rhp - 1991
Marchildon, Phil, rhp - 1950
Marcum, Johnny, rhp - 1936-38
Marichal, Juan, rhp - 1974
Marquardt, Ollie, 2b - 1931
Marrero, Deven, inf - 2015-17
Marshall, Bill, ph - 1931
Marshall, Mike, 1b-of - 1990-91
Martin, Babe, c - 1948-49
Martin, Kyle, rhp - 2017
Martinez, Anastacio, rhp - 2004
Martinez, Michael, inf-of - 2016
Martinez, Pedro, rhp - 1998-04

Martinez, Ramon, rhp - 1999-00
Martinez, Sandy, c - 2004
Martinez, Victor, c - 2009-10
Marzano, John, c - 1987-92
Masterson, Justin, rhp - 2008-09, '15
Masterson, Walt, rhp - 1949-52
Matchick, Tommy, inf - 1970
Matthews, Bill, rhp - 1909
Matsuzaka, Daisuke, rhp - 2007-12
Mauch, Gene, 2b - 1956-57
Maxwell, Charley, of-1b - 1950-52, '54
Mayer, Wally, c - 1917-18
Maynard, Chick, ss - 1922
Mays, Carl, rhp - 1915-19
McAuliffe, Dick, inf - 1974-75
McBride, Tom, of - 1943-47
McCabe, Dick, rhp - 1918
McCall, Windy, lhp - 1948-49
McCann, Emmett, inf - 1926
McCarthy, Tom, rhp - 1985
McCarty, David, of-1b - 2003-05
McCarver, Tim, c - 1974-75
McConnell, Amby, 2b - 1908-10
McDermott, Maurice, lhp - 1948-53
McDill, Allen, lhp - 2001
McDonald, Darnell, of - 2010-12
McDonald, Jim, rhp - 1950
McDonald, John, inf - 2013
McFarland, Ed, c - 1908
McGah, Ed, c - 1946-47
McGee, Willie, of - 1995
McGlothen, Lynn, rhp - 1972-73
McGovern, Art, c - 1905
McGraw, Bob, rhp - 1919
McGuire, Deacon, c - 1907-08
McHale, Jim, of - 1908
McHale, Marty, rhp - 1910-11, '16
McInnis, Stuffy, 1b - 1918-21
McKain, Archie, lhp - 1937-38
McKeel, Walt, c - 1996-97
McLaughlin, Jud, lhp - 1931-33
McLean, Larry, 1b - 1901
McMahon, Doc, rhp - 1908
McMahon, Don, rhp - 1966-67
McManus, Marty, inf - 1931-33
McMillan, Norm, inf - 1923
McNair, Eric, inf - 1936-38
McNally, Mike, inf - 1915-17, '19-20
McNaughton, Gordon, rhp - 1932
McNeely, Jeff, of - 1993
McNeil, Norm, c - 1919
McWilliams, Bill, ph - 1931
Mejias, Roman, of - 1963-64
Melancon, Mark, rhp - 2012
Mele, Sam, of - 1947-49, '54-55
Melendez, Jose, rhp - 1993-94
Melillo, Oscar, 2b - 1935-37
Melvin, Bob, c - 1993
Mendez, Roman, rhp - 2015
Mendoza, Ramiro, rhp - 2003-04
Menosky, Mike, of - 1920-23
Meola, Mike, rhp - 1933, '36
Merced, Orlando, rf - 1998
Merchant, Andy, c - 1975-76
Mercker, Kent, lhp - 1999
Meredith, Cla, rhp - 2005
Merena, Spike, lhp - 1934
Merloni, Lou, inf - 1998-03
Merson, Jack, 2b - 1953
Metkovich, George, of-1b - 1943-46
Meyer, Russ, rhp - 1957
Michaels, John, lhp - 1932
Middlebrooks, Will, 3b - 2012-14
Midkiff, Dick, rhp - 1938
Mientkiewicz, Doug, 1b - 2004
Miles, Dee, of - 1943

Miley, Wade, lhp - 2015
Miller, Kevin, 1b-dh - 2003-05
Miller, Andrew, lhp - 2011-14
Miller, Bing, of - 1935-36
Miller, Corky, c - 2006
Miller, Elmer, of - 1922
Miller, Hack, of - 1918
Miller, Mike, inf - 2016
Miller, Otto, 3b - 1930-32
Miller, Rick, of - 1971-77, '81-85
Miller, Trevor, lhp - 2011
Miller, Wade, rhp - 2005
Mills, Buster, lf - 1937
Mills, Dick, rhp - 1970
Minarcin, Rudy, rhp - 1956-57
Minchey, Nate, rhp - 1993-94, '96
Mirabeli, Doug, c - 2001-07
Mitchell, Charlie, rhp - 1984-85
Mitchell, Fred, rhp - 1901-02
Mitchell, Johnny, ss - 1922-23
Mitchell, Keith, of - 1998
Mitchell, Kevin, of - 1996
Moford, Herb, rhp - 1959
Mohr, Dustan, of - 2006
Molina, Gustavo, c - 2010
Molyneaux, Vince, rhp - 1918
Monbouquette, Bill, rhp - 1958-65
Moncada, Yoan, inf - 2016
Moncewicz, Freddie, ss - 1928
Montgomery, Bob, c - 1970-79
Moore, Bill, c - 1926-27
Moore, Willy, rhp - 1931-32
Morales, Franklin, lhp - 2011-13
Morehead, Dave, rhp - 1963-68
Moreland, Mitch, 1b - 2017
Moret, Roger, lhp - 1970-75
Morgan, Cy, rhp - 1907-09
Morgan, Eddie, 1b - 1934
Morgan, Red, 3b - 1906
Morris, Ed, rhp - 1928-31
Morrissey, Deacon, rhp - 1901
Mortensen, Clayton, rhp - 2012-13
Morton, Guy, c - 1954
Morton, Kevin, lhp - 1991
Moseley, Earl, rhp - 1913
Moser, Walter, rhp - 1911
Moses, Jerry, c - 1965, '68-70
Moses, Wally, of - 1946-48
Moskiman, Doc, 1b-of - 1910
Moss, Brandon, of - 2007-08
Moss, Les, c - 1951
Moyer, Jamie, lhp - 1996
Mueller, Bill, 3b - 2003-05
Mueller, Gordie, rhp - 1950
Muffett, Billy, rhp - 1960-62
Mujica, Edward, rhp - 2014-15
Mulleavy, Greg, inf - 1933
Muller, Freddie, inf - 1933-34
Mulligan, Joe, rhp - 1934
Mulrone, Frank, rhp - 1930
Mundy, Bill, 1b - 1913
Murphy, David, of - 2006-07
Murphy, Johnny, rhp - 1947
Murphy, Rob, lhp - 1989-90
Murphy, Tom, rhp - 1976-77
Murphy, Walter, rhp - 1931
Murray, George, rhp - 1923-24
Murray, Matt, rhp - 1995
Muser, Tony, 1b - 1969
Musser, Paul, rhp - 1919
Mustaikis, Alex, rhp - 1940
Myer, Buddy, ss-3b - 1927-28
Myers, Elmer, rhp - 1920-22
Myers, Hal, 1b - 1910-11
Myers, Mike, lhp - 2004-05

N (35)

Nabholz, Chris, lhp - 1994
Naehring, Tim, ss-3b - 1990-97
 Nagle, Judge, rhp - 1911
Nagy, Mike, rhp - 1969-72
Napoli, Mike, 1b - 2013-15
 Narleski, Bill, inf - 1929-30
Nava, Daniel, of - 2010, '12-15
Navarro, Yamaico, ss - 2010-11
Neal, Blaine, rhp - 2005
 Neitzke, Ernie, rhp - 1921
Nelson, Bryant, inf-of - 2002
Nelson, Joe, rhp - 2004, '10
 Neubauer, Hal, rhp - 1925
Newhauser, Don, rhp - 1972-74
Newman, Jeff, c - 1983-84
 Newsom, Bobo, rhp - 1937
 Newsome, Dick, rhp - 1941-43
 Newsome, Skeeter, inf - 1941-45
 Niarhos, Gus, c - 1952-53
 Nichols, Chet, lhp - 1960-63
Nichols, Reid, of - 1980-85
 Niemiec, Al, rhp - 1934
 Niles, Harry, of-inf - 1908-10
Nipper, Al, rhp - 1983-87
Nippert, Merlin, rhp - 1962
Nixon, Otis, cf - 1994
 Nixon, Russ, c - 1960-65, '68
Nixon, Trot, rf - 1996, 1998-06
 Nixon, Willard, rhp - 1950-58
Nomo, Hideo, rhp - 2001
 Nonnenkamp, Leo, of - 1938-40
 Nourse, Chet, rhp - 1909
 Nunamaker, Les, c - 1911-14
Nunez, Eduardo, inf - 2017
Nunnally, Jon, of - 1999

O (42)

Oberlin, Frank, rhp - 1906-07
O'Berry, Mike, c - 1979
 O'Brien, Buck, rhp - 1911-13
 O'Brien, Jack, of - 1903
O'Brien, Syd, inf - 1969
 O'Brien, Tom, of - 1949-50
 O'Doul, Lefty, lhp - 1923
Offerman, Jose, inf-dh - 1999-02
Ogando, Alexi, rhp - 2015
Oglivie, Ben, of - 1971-73
Ohka, Tomokazu, rhp - 1999-01
Ojeda, Bob, lhp - 1980-85
Okajima, Hideki, lhp - 2007-11
Okrie, Len, c - 1952
O'Leary, Troy, of - 1995-01
Olerud, John, 1b - 2005
Oliver, Darren, lhp - 2002
 Oliver, Gene, c - 1968
Oliver, Joe, c - 2001
 Oliver, Tom, cf - 1930-33
 Olmstead, Hank, rhp - 1905
 Olson, Karl, of - 1951, '53-55
 Olson, Marv, 2b - 1931-33
 Olson, Ted, rhp - 1936-38
 O'Neill, Bill, of - 1904
 O'Neill, Emmett, rhp - 1943-45
 O'Neill, Steve, c - 1924
Ontiveros, Steve, rhp - 2000
 Orme, George, of - 1920
 O'Rourke, Frank, inf - 1922
Ortiz, David, dh-1b - 2003-16
Ortiz, Luis, 3b - 1993-94
 Osinski, Dan, rhp - 1966-67
 Ostdiek, Harry, c - 1908
 Ostermueller, Fritz, lhp - 1934-40
 Ostrowski, John, of-inf - 1948
O'Sullivan, Sean - rhp - 2016
 Owen, Marv, inf - 1940
 Owen, Mickey, c - 1954

Owen, Spike, ss - 1986-88
 Owens, Frank, c - 1905
Owens, Henry, lhp - 2015-16

P (92)

Padilla, Vicente, rhp - 2012
 Pagliaroni, Jim, c - 1955, '60-62
 Palm, Mike, rhp - 1948
Pankovits, Jim, inf - 1990
 Papai, Al, rhp - 1950
 Pape, Larry, rhp - 1909, '11-12
Papelbon, Jonathan, rhp - 2005-11
Papi, Stan, inf - 1979-80
 Parent, Freddy, ss - 1901-07
 Parnell, Mel, lhp - 1947-56
Parrish, Larry, 1b-dh - 1988
 Partee, Roy, c - 1943-44, '46-47
 Partenheimer, Stan, lhp - 1944
 Paschal, Ben, of - 1920
 Patten, Casey, lhp - 1908
Patterson, Eric, inf-of - 2010
 Patterson, Hank, c - 1932
Pattin, Marty, rhp - 1972-73
Pauley, David, rhp - 2006, '08
Pavletich, Don, c - 1970-71
Paxton, Mike, rhp - 1977
Payton, Jay, of - 2005
 Peacock, Johnny, c - 1937-44
Peavy, Jake, rhp - 2013-14
Pedroia, Dustin, 2b - 2006-17
Peguero, Carlos, of - 2015
 Pelligrini, Eddie, inf - 1946-47
Pemberton, Rudy, of - 1996-97
Pena, Alejandro, rhp - 1995
Pena, Carlos, 1b - 2006
Pena, Jesus, lhp - 2000
Pena, Juan, rhp - 1999
Peña, Tony, c - 1990-93
Pena, Wily Mo, of-dh - 2006-07
Pennington, Brad, lhp - 1996
 Pennock, Herb, lhp - 1915-17, '19-22, '34
Penny, Brad, rhp - 2009
Perez, Tony, 1b-dh - 1980-82
Perisho, Matt, lhp - 2005
 Perrin, Jack, of - 1921
Person, Robert, rhp - 2003
 Pertica, Bill, rhp - 1918
 Pesky, Johnny, ss-3b - 1942, '46-52
Petagine, Roberto, 1b - 2005
Peters, Gary, lhp - 1970-72
 Peterson, Bob, c - 1906-07
Petrocelli, Rico, ss-3b - 1963, '65-76
Petry, Dan, rhp - 1991
 Phillely, Dave, of - 1962
 Phillips, Ed, rhp - 1970
Pichardo, Hipolito, rhp - 2000-01
 Picinich, Val, c - 1923-25
Pickering, Calvin, 1b-dh - 2001
 Pickering, Urbane, 3b - 1931-32
Pierce, Jeff, rhp - 1995
 Piercy, Bill, rhp - 1922-24
 Piersall, Jimmy, cf - 1950, '52-58
Pierzynski, A.J., c - 2014
Pineiro, Joel, rhp - 2007
 Pipgras, George, rhp - 1933-35
Pirkl, Greg, 1b - 1996
 Pittenger, Pinky, of-inf - 1921-23
Pizarro, Juan, lhp - 1968-69
Plantier, Phil, of - 1990-92
 Plews, Herb, 2b - 1959
Plympton, Jeff, rhp - 1991
Podsednik, Scott, of - 2012
 Poindexter, Jennings, lhp - 1936
Pole, Dick, rhp - 1973-76
 Polly, Nick, 3b - 1945
Pomeranz, Drew - lhp - 2016-17
 Pond, Ralph, of - 1910

Porcello, Rick, rhp - 2015-17
Poquette, Tom, of - 1979, '81
 Porter, Dick, of - 1934
 Porterfield, Bob, rhp - 1956-58
Portugal, Mark, rhp - 1999
 Potter, Nelson, rhp - 1941
Poulsen, Ken, inf - 1967
Pozo, Arquemedez, inf - 1996-97
 Pratt, Del, 2b - 1921-22
 Pratt, Larry, c - 1914
 Prentiss, George, rhp - 1901-02
Price, David - lhp - 2016-17
Price, Joe, lhp - 1989
Pride, Curtis, of-dh - 1997, '00
 Prothro, Doc, 3b - 1925
 Pruiett, Tex, rhp - 1907-08
Pulsipher, Bill, lhp - 2001
Punto, Nick, inf - 2012
 Purlitt, Billy, inf - 1910-11
 Pytlak, Frankie, c - 1941, '45-46

Q (6)

Quantrill, Paul, rhp - 1992-94
 Quinn, Frank, rhp - 1949-50
 Quinn, Jack, rhp - 1922-25
Quinones, Rey, ss - 1986
Quintana, Carlos, 1b-of - 1988-91, '93
Quiroz, Guillermo, c - 2012

R (101)

Radatz, Dick, rhp - 1962-66
Rader, Dave, c - 1980
Rainey, Chuck, rhp - 1979-82
Ramirez, Hanley, inf - 2005, '15-17
Ramirez, Manny, lf - 2001-08
Ramirez, Noe, rhp - 2015-17
Ramirez, Ramon, rhp - 2009-10
Ranaudo, Anthony, rhp - 2014
Rapp, Pat, rhp - 1999
Reardon, Jeff, rhp - 1990-92
 Reeder, Johnny, 1b - 1932
Reddick, Josh, of - 2009-11
Reed, Addison, rhp - 2017
Reed, Jerry, rhp - 1990
Reed, Jody, 2b-ss - 1987-92
Reese, Pokey, ss-2b - 2004
 Reeves, Bobby, inf - 1929-31
 Regan, Bill, 2b - 1926-30
 Rehg, Wally, of - 1913-15
 Reichle, Dick, of - 1922-23
Remlinger, Mike, lhp - 2005
Remmerswaal, Win, rhp - 1979-80
Remy, Jerry, 2b - 1978-84
Renko, Steve, rhp - 1979-80
 Renna, Bill, of - 1958-59
Reuter, Edgar, ss - 2005
Repko, Jason, of - 2012
 Repulski, Rip, of - 1960-61
Reyes, Carlos, rhp - 1998
Reyes, Denny, lhp - 2011
 Reynolds, Carl, of - 1934-35
 Rhodes, Gordon, rhp - 1932-35
Rhodes, Tuffy, of - 1995
 Rhyne, Hal, ss - 1929-32
Rice, Jim, lf-dh - 1974-89
 Rich, Woody, rhp - 1939-41
Richardson, Dustin, lhp - 2009-10
Richardson, Jeff, inf - 1993
 Richter, Al, ss - 1951, '53
 Riggert, Joe, of - 1911
 Rigney, Topper, ss - 1926-27
Riles, Ernest, inf - 1993
 Ripley, Allen, rhp - 1978-79
 Ripley, Walt, rhp - 1935
 Rising, Pop, of - 1905
Riske, David, rhp - 2006
 Ritchie, Jay, rhp - 1964-65

All-Time Roster, Continued

Rivera, Luis, ss - 1989-93
Rivero, Carlos, inf - 2014
Roberts, Dave, of - 2004
Roberts, Ryan, inf - 2014
Robidoux, Billy Jo, 1b - 1990
Robinson, Aaron, c - 1951
Robinson, Floyd, of - 1968
Robinson, Jack, rhp - 1949
Rochford, Mike, lhp - 1988-90
Rodgers, Bill, 2b - 1915
Rodriguez, Carlos, inf - 1994-95
Rodriguez, Eduardo, lhp - 2015-17
Rodriguez, Frankie, rhp - 1995
Rodriguez, Steve, inf - 1995
Rodriguez, Tony, inf - 1996
Rogell, Billy, inf - 1925, '27-28
Rogers, Lee, lhp - 1938
Roggenburk, Garry, lhp - 1966, '68-69
Rohr, Billy, lhp - 1967
Rollings, Red, inf - 1927-28
Romero, Ed, inf - 1986-89
Romero, J.C., lhp - 2007
Romero, Mandy, c - 1998
Romero, Numan, inf - 2010
Romine, Kevin, of - 1985-91
Romo, Vicente, rhp - 1969-70
Rosar, Buddy, c - 1950-51
Rose, Brian, rhp - 1997-00
Rosenthal, Si, of - 1925-26
Ross, Buster, lhp - 1924-26
Ross, Cody, of - 2012
Ross, David, c - 2008, '13-14
Ross Jr., Robbie, lhp - 2015-17
Roth, Braggo, cf - 1919
Rothrock, Jack, rhp - 1925-32
Rowland, Rich, c - 1994-95
Royer, Stan, inf - 1994
Rudi, Joe, of - 1981
Ruel, Muddy, c - 1921-22, '31
Ruffing, Red, rhp - 1924-30
Runnels, Pete, 2b-1b - 1958-62
Rupe, Ryan, rhp - 2003
Russell, Allan, rhp - 1919-22
Russell, Jack, rhp - 1926-32, '36
Russell, Jeff, rhp - 1993-94
Russell, Rip, 3b - 1946-47
Ruth, Babe, lhp-of - 1914-19
Rutledge, Josh, inf - 2015-17
Ryan, Jack, rhp - 1909
Ryan, Jack, of - 1929
Ryan, Ken, rhp - 1992-95
Ryan, Mike, c - 1964-67
Ryba, Mike, rhp - 1941-46
Rye, Gene, of - 1931

S (183)
Saberhagen, Bret, rhp - 1997-01
Sadler, Donnie, 2b-ss - 1998-00
Sadowski, Bob, rhp - 1966
Sadowski, Ed, c - 1960
Saito, Takashi, rhp - 2009
Sale, Chris, lhp - 2017
Saltalamacchia, Jarrod, c - 2010-13
Sambito, Joe, lhp - 1986-87
Sanchez, Angel, inf - 2010
Sanchez, Freddy, inf - 2002-03
Sanchez, Rey, inf - 2002
Sanders, Ken, rhp - 1966
Sandoval, Pablo, 3b - 2015-17
Santana, Marino, rhp - 1999
Santiago, Jose, rhp - 1966-70
Santos, Angel, inf - 2001
Satriano, Tom, c - 1969-70
Sauerbeck, Scott, lhp - 2003
Sax, Dave, c - 1985-87
Sayles, Bill, rhp - 1939
Scarborough, Ray, rhp - 1951-52
Scarritt, Russ, lf - 1929-31
Schang, Wally, c-of - 1918-20
Schanz, Charley, rhp - 1950
Scherbarth, Bob, c - 1950
Schilling, Chuck, 2b - 1961-65
Schilling, Curt, rhp - 2004-07
Schiraldi, Calvin, rhp - 1986-87
Schlesinger, Bill, of - 1965
Schlitzer, Biff, rhp - 1909
Schmees, George, lhp - 1952
Schmidt, Dave, c - 1981
Schmitz, Johnny, lhp - 1956
Schoeneweis, Scott, lhp - 2010
Schofield, Dick, inf - 1969-70
Schourek, Pete, lhp - 1998, '00-01
Schrecongost, Ossee, c - 1901
Schroll, Al, rhp - 1958-59
Schwall, Don, rhp - 1961-62
Scott, Everett, ss - 1914-21
Scott, George, 1b - 1966-71, '77-79
Scott, Robby, lhp - 2016-17
Scutaro, Marco, ss - 2010-11
Seanez, Rudy, rhp - 2003, '06
Seaver, Tom, rhp - 1986
Seeds, Bob, inf-of - 1933-34
Segui, Diego, rhp - 1974-75
Seibel, Phil, lhp - 2004
Selbach, Kip, of - 1904-06
Selby, Bill, inf - 1996
Sele, Aaron, rhp - 1993-97
Sellers, Jeff, rhp - 1985-88
Selsky, Steve, of-inf - 2017
Settemire, Merle, lhp - 1928
Shaner, Wally, of - 1926-27
Shanks, Howard, inf - 1923-24
Shannon, Red, 2b - 1919
Shaw, Al, c - 1907
Shaw, Travis, inf - 2015-16
Shea, John, lhp - 1928
Shea, Merv, c - 1933
Sheaffer, Danny, c - 1987
Shealy, Ryan, 1b - 2003
Shean, Dave, 2b - 1918-19
Sheets, Andy, inf - 2000
Sheldon, Rollie, rhp - 1966
Shepherd, Keith, rhp - 1995
Sheridan, Neill, of - 1948
Shields, Ben, lhp - 1930
Shiell, Jason, rhp - 2003
Shofner, Strick, 3b - 1947
Shoppach, Kelly, c - 2005, '12
Shore, Ernie, rhp - 1914-17
Short, Bill, lhp - 1966
Shorten, Chick, of - 1915-17
Shouse, Brian, lhp - 1998
Shumpert, Terry, inf - 1995
Siebern, Norm, 1b-of - 1967-68
Siebert, Sonny, rhp - 1969-73
Simmons, Al, of - 1943
Simmons, Pat, rhp - 1928-29
Sisler, Dave, rhp - 1956-59
Sizemore, Grady, of - 2014
Sizemore, Ted, 2b - 1979-80
Skinner, Camp, of - 1923
Skok, Craig, lhp - 1973
Slattery, Jack, c - 1901
Slayton, Steve, rhp - 1928
Slocumb, Heathcliff, rhp - 1996-97
Small, Charley, of - 1930
Smith, Al, 3b-of - 1964
Smith, Bob, lhp - 1955
Smith, Bob Riverboat, lhp - 1958
Smith, Broadway Aleck, c - 1903
Smith, Carson, rhp - 2016-17
Smith, Charley, rhp - 1909-11
Smith, Chris, rhp - 2008
Smith, Dan, rhp - 2000
Smith, Doug, lhp - 1912
Smith, Eddie, lhp - 1947
Smith, Elmer, of - 1922
Smith, Frank, rhp - 1910-11
Smith, George, C., 2b - 1966
Smith, George, S., rhp - 1930
Smith, John, 1b - 1931
Smith, Lee, rhp - 1988-90
Smith, Paddy, c - 1920
Smith, Pete, rhp - 1962-63
Smith, Reggie, cf-rf - 1966-73
Smith, Zane, lhp - 1995
Smithson, Mike, rhp - 1988-89
Smoltz, John, rhp - 2009
Snell, Wally, c - 1913
Snopek, Chris, inf - 1998
Snow, J.T., 1b - 2006
Snyder, Brandon, inf - 2013
Snyder, Earl, 3b - 2004
Snyder, Kyle, rhp - 2006-08
Solters, Moose, of - 1934-35
Sommers, Rudy, lhp - 1926-27
Sothoron, Allan, rhp - 1921
Spanwick, Bill, lhp - 1964
Sparks, Tully, rhp - 1902
Speaker, Tris, cf - 1907-15
Spears, Nate, inf - 2011-12
Spence, Stan, of - 1940-41, '48-49
Spencer, Tubby, c - 1909
Spognardi, Andy, inf - 1932
Sprague, Ed, inf - 2000
Spring, Jack, lhp - 1957
Sprowl, Bobby, lhp - 1978
Stahl, Chick, cf - 1901-06
Stahl, Jake, 1b-c - 1903, '08-10, '12-13
Stairs, Matt, of - 1995
Stallard, Tracy, rhp - 1960-62
Standaert, Jerry, 1b - 1929
Stange, Lee, rhp - 1966-70
Stanifer, Rob, rhp - 2000
Stanley, Bob, rhp - 1977-89
Stanley, Mike, c-1b - 1996-00
Stansbury, John, 3b - 1918
Stanton, Mike, lhp - 1995-96, '05
Stapleton, Dave, inf - 1980-86
Statz, Jigger, of - 1920
Steetz, Elmer, rhp - 1907-09
Steiner, Ben, 2b - 1945-46
Steiner, Red, c - 1945
Stenhouse, Mike, of-1b - 1986
Stephens, Gene, of - 1952-53, '55-60
Stephens, Vern, ss-3b - 1948-52
Stephenson, Jerry, rhp - 1963, '65-68
Stern, Adam, of - 2005-06
Stewart, Sammy, rhp - 1986
Stewart, Zach, rhp - 2012
Stigman, Dick, lhp - 1966
Stimson, Carl, rhp - 1923
Stobbs, Chuck, lhp - 1947-51
Stokes, Al, c - 1925-26
Stone, Dean, lhp - 1957
Stone, George, of - 1903
Stone, Jeff, of - 1989-90
Storie, Howie, c - 1931-32
Stringer, Lou, inf - 1948-50
Strunk, Amos, of - 1918-19
Stuart, Dick, 1b - 1963-64
Stumpf, George, of - 1931-33
Sturdivant, Tom, rhp - 1960
Stynes, Chris, inf-of - 2001
Suchecky, Jim, rhp - 1950
Sullivan, Denny, cf - 1907-08
Sullivan, Frank, rhp - 1953-60
Sullivan, Haywood, c - 1955, '57, '59-60
Sullivan, Marc, c - 1982, '84-87
Sumner, Carl, of - 1928
Suppan, Jeff, rhp - 1995-97, '03

Susce, George, D, rhp - 1955-58
Sutton, Drew, inf - 2011
 Swanson, Bill, inf - 1914
 Sweeney, Bill, 1b - 1930-31
Sweeney, Ryan, of - 2012
Swihart, Blake, c-of - 2015-17
Swindell, Greg, lhp - 1998
 Swormstedt, Len, rhp - 1906

T (54)

Tabor, Jim, 3b - 1938-44
 Taitt, Doug, of - 1928-29
Tanana, Frank, lhp - 1981
 Tannehill, Jesse, lhp - 1904-08
 Tarbert, Arlie, of - 1927-28
Tartabull, Jose, of - 1966-68
Tarver, La Schelle, of - 1986
Tasby, Willie, cf - 1960
 Tate, Bennie, c - 1932
Tatum, Jim, 3b - 1996
Tatum, Ken, rhp - 1971-73
Tavares, Jesus, of - 1997
Tavarez, Julian, rhp - 2006-08
Taylor, Ben, rhp - 2017
 Taylor, Harry, rhp - 1950-52
Taylor, Scott, lhp - 1992-93
Tazawa, Junichi, rhp - 2009, '11-16
 Tebbetts, Birdie, c - 1947-50
 Terry, Yank, rhp - 1940, '42-45
 Thielman, Jake, rhp - 1908
 Thomas, Blaine, rhp - 1911
 Thomas, Fred, 3b - 1918
Thomas, George, of - 1966-71
Thomas, Justin, lhp - 2012
Thomas, Lee, 1b-rf - 1964-65
 Thomas, Pinch, c - 1912-17
 Thomas, Tommy, rhp - 1937
 Thomson, Bobby, of - 1960
 Thoney, Jack, of - 1908-09, '11
 Thormahlen, Hank, lhp - 1921
Thornton, Matt, lhp - 2013
 Throneberry, Faye, of - 1952, '55-57
Thurston, Joe, inf - 2008
Tiant, Luis, rhp - 1971-78
 Tillman, Bob, c - 1962-67
Timlin, Mike, rhp - 2003-08
Tinsley, Lee, of - 1994-96
 Tobin, Jack, of - 1926-27
 Tobin, Jackie, 3b - 1945
 Todd, Phil, 1b - 1924-30
Tolar, Kevin, lhp - 2003
Tomberlin, Andy, of - 1994
 Tonneman, Tony, c - 1911
Torrez, Mike, rhp - 1978-82
Traber, Billy, lhp - 2009
Trautwein, John, rhp - 1988
Travis, Sam, 1b - 2017
 Trimble, Joe, rhp - 1955
Tricek, Ricky, rhp - 1994, '97
 Trout, Dizzy, rhp - 1952
 Truesdale, Frank, 2b - 1918
Trujillo, Mike, rhp - 1985-86
Tudor, John, lhp - 1979-83
 Turley, Bob, rhp - 1963

U (4)

Uehara, Koji, rhp - 2013-16
 Umphlett, Tom, cf - 1953
 Unglaub, Bob, inf - 1904-05, '07-08
Urbina, Ugueth, rhp - 2001-02

V (33)

Vache, Tex, of - 1925
Valdez, Carlos, rhp - 1998
Valdez, Julio, ss - 1980-83
Valdez, Sergio, rhp - 1994
Valencia, Danny, 3b - 2012
Valentin, John, ss-3b - 1992-01
Valle, Dave, c - 1994

Van Camp, Al, of-1b - 1931-32
 Vandenburg, Hy, rhp - 1935
Van Buren, Jermaine, rhp - 2006
 Van Dyke, Ben, lhp - 1912
VanEgmond, Tim, rhp - 1994-95
Van Every, Jonathan, of - 2008-10
Varitek, Jason, c - 1997-11
Varvaro, Anthony, rhp - 2015
Vaughn, Mo, 1b - 1991-98
Vazquez, Christian, c - 2014, '16-17
Vazquez, Ramon, inf - 2005
 Veach, Bobby, rhp - 1924-25
Veale, Bob, lhp - 1972-74
Velazquez, Gil, inf - 2008-09
Velazquez, Hector, rhp - 2017
Veras, Dario, rhp - 1998
Veras, Wilton, 3b - 1999-00
 Vernon, Mickey, 1b - 1956-57
 Vick, Sammy, of - 1921
Victorino, Shane, of - 2013-15
Villarreal, Brayan, rhp - 2013
Viola, Frank, lhp - 1992-94
 Vitt, Oscar, inf - 1919-21
 Vollmer, Clyde, of - 1950-53
 Volz, Jake, rhp - 1901
 Vosmik, Joe, lf - 1938-39

W (106)

Wade, Jake, lhp - 1939
 Wagner, Charlie, rhp - 1938-42, '46
Wagner, Billy, lhp - 2009
Wagner, Gary, rhp - 1969-70
 Wagner, Hal, c - 1944, '46-47
 Wagner, Heinie, ss-2b - 1906-13, '15-16, '18
Wakefield, Tim, rhp - 1995-11
 Walberg, Rube, lhp - 1934-37
Walker, Chico, of - 1980-81, '83-84
 Walker, Tillie, cf - 1916-17
Walker, Todd, 2b - 2003
 Wall, Murray, rhp - 1957-59
 Walsh, Jimmy, of - 1916-17
 Walters, Bucky, inf - 1933-34
 Walters, Fred, c - 1945
 Walters, Roxy, c - 1919-23
 Wambsgans, Bill, 2b - 1924-25
 Wanninger, Pee Wee, ss - 1927
 Warner, John, c - 1902
 Warstler, Rabbit, ss-2b - 1930-33
Wasdin, John, rhp - 1997-00
Waslewski, Gary, rhp - 1967-68
Watson, Bob, 1b - 1979
 Watwood, Johnny, of-1b - 1932-33
 Weaver, Monte, rhp - 1939
 Webb, Earl, rf - 1930-32
Webster, Allen, rhp - 2013-14
Webster, Lenny, c - 1999
Webster, Ray, 2b - 1960
Wedge, Eric, c - 1991-92, '94
Weeks, Jemile, inf-of - 2014-15
 Weiland, Bob, lhp - 1932-34
Weiland, Kyle, rhp - 2011
 Welch, Frank, of - 1927
 Welch, Herb, ss - 1925
 Welch, Johnny, rhp - 1932-36
Wells, David, lhp - 2005-06
 Welzer, Tony, rhp - 1926-27
Wenz, Fred, rhp - 1968-69
 Werber, Bill, inf - 1933-36
 Werle, Bill, lhp - 1953-54
 Wertz, Vic, 1b - 1959-61
West, David, lhp - 1998
Wheeler, Dan, rhp - 2011
White, Matt, lhp - 2003
 White, Sammy, c - 1951-59
 Whiteman, George, of - 1907, '18
Whiten, Mark, rf - 1995
Whitt, Ernie, c - 1976
 Widmar, Al, rhp - 1947

Wight, Bill, lhp - 1951-52
 Wilber, Del, c - 1952-54
 Wilhoit, Joe, of - 1919
Williams, Dana, lf - 1989
 Williams, Dave, lhp - 1902
 Williams, Denny, of - 1924-25, '28
 Williams, Dib, inf - 1935
 Williams, Dick, inf-of - 1963-64
 Williams, Ken, of - 1928-29
Williams, Randy, lhp - 2011
 Williams, Rip, 1b-c - 1911
Williams, Stan, rhp - 1972
 Williams, Ted, lf - 1939-42, '46-60
Williamson, Scott, rhp - 2003-04
Willoughby, Jim, rhp - 1975-77
Wills, Ted, lhp - 1959-62
Wilson, Alex, rhp - 2013-14
 Wilson, Archie, of - 1952
Wilson, Duane, lhp - 1958
 Wilson, Earl, rhp - 1959-60, '62-66
 Wilson, Gary, 2b - 1902
 Wilson, Jack, rhp - 1935-41
 Wilson, Jim, rhp - 1945-46
 Wilson, John, rhp - 1927-28
 Wilson, Les, of - 1911
 Wilson, Squanto, 1b - 1914
 Witse, Hal, lhp - 1926-28
 Wingfield, Ted, rhp - 1924-27
 Winn, George, lhp - 1919
Winningham, Herm, of - 1992
 Winsett, Tom, rhp - 1930-31, '33
 Winter, George, rhp - 1901-08
 Winters, Clarence, rhp - 1924
Wise, Rick, rhp - 1974-77
 Wittig, Johnny, rhp - 1949
Wolcott, Bob, rhp - 1999
Wolfe, Larry, inf - 1979-80
 Wolter, Harry, lhp - 1909
 Wood, Smoky Joe, rhp - 1908-15
 Wood, Joe, rhp - 1944
 Wood, Ken, of - 1952
Wood, Wilbur, lhp - 1961-64
Woodard, Steve, rhp - 2003
 Woods, John, rhp - 1924
 Woods, Pinky, rhp - 1943-45
Woodward, Chris, inf - 2009
Woodward, Rob, rhp - 1985-88
Wooten, Shawn, c-of - 2005
Workman, Brandon, rhp - 2013-14, '17
 Workman, Hoge, rhp - 1924
Worthington, Al, rhp - 1960
Wright, Jim, rhp - 1978-79
Wright, Steven, rhp - 2013-17
 Wright, Tom, of - 1948-51
 Wyatt, John, rhp - 1966-68
 Wyckoff, John, rhp - 1916-18

X (0)

Y (8)

Yastrzemski, Carl, lf-1b - 1961-83
 Yerkes, Steve, 2b-ss - 1909, '11-14
 York, Rudy, 1b - 1946-47
Youkilis, Kevin, 1b-3b - 2004-12
Young, Chris, of - 2016-17
 Young, Cy, rhp - 1901-08
Young, Matt, lhp - 1991-92
Young, Tim, lhp - 2000

Z (8)

Zahniser, Paul, rhp - 1925-26
 Zarilla, Al, of - 1949-50, '52-53
 Zaichin, Norm, 1b - 1951, '55-57
 Zeiser, Matt, rhp - 1914
Ziegler, Brad, rhp - 2016
Zink, Charlie, rhp - 2008
 Zuber, Bill, rhp - 1946-47
Zuppic, Bob, of - 1991-94

All-Time Roster, Continued

All-Time Red Sox Managers (With Positions As Players)

*Baker, Del, c - 1960
Barrow, Ed - 1918-20 (no pro exp.)
Barry, Jack, ss-2b - 1917
Boudreau, Lou, ss - 1952-54
Carrigan, Bill, c - 1913-16, '27-29
Chance, Frank, 1b - 1923
Collins, Jimmy, 3b - 1901-06
Collins, Shano, of - 1931-32
Cronin, Joe, ss - 1935-47
Donovan, Patsy, of - 1910-11
Duffy, Hugh, of - 1921-22
Farrell, John, rhp - 2013-17
Fohl, Lee, c - 1924-26
Francona, Terry, inf-of - 2004-11
Harris, Bucky, 2b - 1934
Herman, Billy, 2b - 1964-66

Higgins, Mike, 3b - 1955-59, '60-62
Hobson, Butch, 3b - 1992-94
Houk, Ralph, c - 1981-84
Huff, George, c - 1907
Johnson, Darrell, c - 1974-76
Jorges, Billy, inf - 1959-60
Kasko, Eddie, ss - 1970-73
Kennedy, Kevin, c - 1995-96
Kerrigan, Joe, rhp - 2001
Lake, Fred, c - 1908-09
Little, Grady, c - 2002-03
***Lovullo, Torey, inf - 2015**
McCarthy, Joe, inf-of - 1948-50
McGuire, Deacon, c - 1907-08
McManus, Marty, inf - 1932-33
McNamara, John, c - 1985-88

Morgan, Joe, inf - 1988-91
O'Neill, Steve, c - 1950-51
Pesky, Johnny, ss-3b - 1963-64, *'80
*Popowski, Eddie, inf - 1969, '73
*Runnels, Pete, 2b-1b - 1966
Stahl, Chick, cf - 1906
Stahl, Jake, 1b-c - 1912-13
Unklaug, Bob, inf - 1907
Valentine, Bobby, of - 2012
Wagner, Heinie, ss-2b - 1930
Williams, Dick, inf-of - 1967-69
Williams, Jimmy, inf - 1997-01
*York, Rudy, 1b - 1959
*Young, Cy, rhp - 1907
Zimmer, Don, inf - 1976-80
*Interim Manager

All-Time Red Sox Coaches (1921-2017) and Head Trainers (1940-2017)

Alicea, Luis - 2007-08
Allenson, Gary - 1992-94
Amaro Jr., Ruben - 2016-17
Bailey, Buddy - 2000
Baker, Del - 1945-48, '53-60
Bannister, Brian - 2016-17
Berardino, Dick - 1989-91
Berg, Moe - 1939-41
Beyeler, Arnie - 2013-15
Bogart, Tim - 2009-12
Brown, Mace - 1965
Bryant, Don - 1974-76
Bumby, Al - 1988-93
Burke, Jimmy - 1921-23
Burleson, Rick - 1992-93
Burns, Jack - 1955-59
Burwell, Bill - 1944
Butterfield, Brian - 2013-17
Camilli, Doug - 1970-73
Carey, Tom - 1946-47
Carlucci, Dave - 1996
Cloninger, Tony - 2002-03
Colbrunn, Greg - 2013-14
Coleman, Bob - 1928
Combs, Earl - 1948-52
Cubbage, Mike - 2002-03
Cumberland, John - 1995, '99-01
Cuyler, Kiki - 1949
Daly, Tom - 1933-46
Davis, Chili - 2015-17
DiSarcina, Gary - 2017
Dobson, Joe - 1954
Doerr, Bobby - 1967-69
Dorish, Harry - 1963
Down, Rick - 2001
Duffy, Hugh - 1931, '39
Easler, Mike - 1993-94
Ellis, Sammy - 1996
Evans, Dwight - 2002
Falk, Bibb - 1934
Farrell, John - 2007-10
Ferriss, Dave - 1955-59
Fischer, Bill - 1985-91
Gale, Rich - 1992-93
Gardner, Billy - 1965-66
***Gregson, Goose - 2003**
Haddix, Harvey - 1971
Hale, DeMarlo - 2006-11
Harper, Tommy - 1980-84, '00-02
Haselman, Bill - 2005-06
Hebner, Richie - 1989-91
Herman, Billy - 1960-64
Hriniak, Walt - 1977-88
Hulswitt, Rudy - 1931-33

Jackson, Al - 1977-79
Jackson, Ron - 2003-06
Jauss, Dave - 1997-99, '01
Johnson, Darrell - 1968-69
Johnson, Ron - 2010-11
Johnson, Tim - 1995-96
Jones, Lynn - 2004-05
Kerrigan, Joe - 1997-01
Kim, Wendell - 1997-00
Kipper, Bob - 2009-12
Lachemann, Rene - 1985-86
Lakeman, Al - 1963-64, '67-69
Lamont, Gene - 2001
Leiffield, Lefty - 1924-26
Lenhardt, Don - 1970-73
LeVangie, Dana - 2013-17
Little, Grady - 1997-99
Lovullo, Torey - 2013-16
Magadan, Dave - 2007-12
Maglie, Sal - 1960-62, '66-67
Malmberg, Harry - 1963-64
Mayo, Eddie - 1951
McCallister, Jack - 1930
McClure, Bob - 2012
McKechnie, Bill - 1952-53
McLaren, John - 1991
McNertney, Jerry - 1988
Melillo, Oscar - 1952-53
Miller, Bing - 1937
Mills, Brad - 2004-09
Mills, Buster - 1954
Morgan, Joe - 1985-88
Narron, Jerry - 2003
Niemann, Randy - 2012
Nieves, Juan - 2013-15
Nipper, Al - 1995-96, '06
Norman, Nelson - 2001
Ochoa, Alex - 2012
Okrie, Len - 1961-62, '65-66
Oliver, Dave - 1995-96
O'Neill, Steve - 1950
Onslow, Jack - 1934
Owen, Mickey - 1955-56
Pennock, Herb - 1936-39
Pesky, Johnny - 1975-84
Podres, Johnny - 1980
Pole, Dick - 1998
Popowski, Eddie - 1967-74, '76
Rice, Jim - 1995-00
Roarke, Mike - 1994
Rodriguez, Victor - 2013-17
Rojas, Euclides - 2003-04
Royster, Jerry - 2012
Runnels, Pete - 1965-66

Ryan, John - 1923-27
Schacht, Al - 1935-36
Schreiber, Paul - 1947-58
Schulte, John - 1949-50
Shellenback, Frank - 1940-44
Slider, Rac - 1987-90
Stange, Lee - 1972-74, '81-84
Stanley, Mike - 2002
Starrette, Herm - 1955-97
Susce, George, C.M. - 1950-54
Sveum, Dale - 2004-05
Thomas, George - 1970
Torchia, Tony - 1985
Treuel, Ralph - 2001, '06
Tuck, Gary - 2007-12
Turley, Bob - 1964
Wagner, Charlie - 1970
Wagner, Heinie - 1927-29
****Wallace, Dave - 2003-06**
Wathan, John - 1994
White, Frank - 1994-96
Williams, Dallas - 2003
Williams, Stan - 1975-76
Willis, Carl - 2015-17
Woodall, Larry - 1942-48
York, Rudy - 1959-62
Yost, Eddie - 1977-84
Young, Curt - 2011
Zimmer, Don - 1974-76, '92

*interim **interim in 2003

HEAD TRAINERS

Fadden, Jack - 1950-65
Froelich, Ed - 1948-50
*Green, Win - 1940-47
Jameyson, Rick - 2012-15
LeRoux, Buddy - 1966-74
Lessard, Paul - 2006-09
Moss, Charlie - 1975-94
Pearson, Brad - 2015-17
Reinold, Mike - 2010-11
Rowe, Jim - 1995-05
***Zawacki, Rich - 1981-2000**

*Green was assistant trainer from the mid-1950s through the 1960s.

**Zawacki was the physical therapist with the Red Sox from 1981 and began traveling with the team full-time in 1990.

Relatives Who Played For the Red Sox

| BROTHERS | POS. | YEARS | FATHERS/SONS | POS. | YEARS |
|-------------------|-------------|--------------------|------------------------|-------------|--------------------|
| Barrett, Marty | 2B | 1982-90 | Camilli, Dolf | 1B | 1945 |
| Barrett, Tommy | 2B | 1992 | Camilli, Doug | Coach | 1970-73 |
| Carlyle, Roy | OF | 1925-26 | Connolly, Sr., Ed | C | 1929-32 |
| Carlyle, Cleo | OF | 1927 | Connolly, Jr., Ed | LHP | 1964 |
| Conigliaro, Tony | OF, DH | 1964-67, 69-70, 75 | Ellsworth, Dick | LHP | 1968-69 |
| Conigliaro, Billy | OF | 1969-71 | Ellsworth, Steve | RHP | 1988 |
| Drew, J.D. | RF | 2007-11 | Ripley, Walt | RHP | 1935 |
| Drew, Stephen | SS | 2013 | Ripley, Allen | RHP | 1978-79 |
| Ferrell, Rick | C | 1933-37 | Sullivan, Haywood | C | 1955, '57, 1959-60 |
| Ferrell, Wes | RHP | 1934-37 | Sullivan, Marc | C | 1982, '84-'87 |
| Gaston, Alex | C | 1926, 1929 | Wood, Smoky Joe | RHP | 1908-15 |
| Gaston, Milt | RHP | 1929-31 | Wood, Joe | RHP | 1944 |
| Heving, Johnnie | C | 1924-25, 1928-30 | GRANDFATHER/SON | POS. | YEARS |
| Heving, Joe | RHP | 1938-40 | Collins, John "Shano" | OF | 1921-25 |
| Hughes, Long Tom | RHP | 1902-03 | Gallagher, Bob | PH-PR | 1972 |
| Hughes, Ed | RHP | 1905-06 | Dente, Sam | 3B | 1947 |
| Johnson, Roy | OF | 1932-35 | Porcello, Rick | RHP | 2015-17 |
| Johnson, Bob | OF | 1944-45 | UNCLE/NEPHEW | POS. | YEARS |
| Martinez, Pedro | RHP | 1998-04 | Aviles, Ramon | INF | 1977 |
| Martinez, Ramon | RHP | 1999-00 | Aviles, Mike | INF | 2011-12 |
| Sadowski, Ed | C | 1960 | Batts, Matt | C | 1947-51 |
| Sadowski, Bob | RHP | 1966 | Heep, Danny | OF | 1989-90 |
| | | | Dallessandro, Dom | OF | 1937 |
| | | | Gernert, Dick | 1B-OF | 1952-59 |
| | | | Shumpert, Terry | INF | 1995 |
| | | | Betts, Mookie | OF | 2014-17 |



The Ferrell brothers, pitcher Wes and catcher Rick, were Red Sox teammates from 1934-37. Photo courtesy of The National Baseball Hall of Fame and Museum.

Award Winners

AL Most Valuable Player (Presented By BBWAA)

| YEAR | PLAYER | AVG | HR | RBI |
|------|----------------------|-------|-----|------|
| 1912 | Tris Speaker, CF** | .383 | †10 | 98 |
| 1938 | Jimmie Foxx, 1B | *.349 | 50 | *175 |
| 1946 | Ted Williams, LF | .342 | 38 | 123 |
| 1949 | Ted Williams, LF | .343 | *43 | †159 |
| 1958 | Jackie Jensen, RF | .286 | 35 | *122 |
| 1967 | Carl Yastrzemski, LF | *.326 | †44 | *121 |
| 1975 | Fred Lynn, CF | .331 | 21 | 105 |
| 1978 | Jim Rice, LF/DH | .315 | *46 | *139 |
| 1995 | Mo Vaughn, 1B | .300 | 39 | †126 |
| 2008 | Dustin Pedroia, 2B | .326 | 17 | 83 |

| YEAR | PITCHER | W-L | ERA | SO |
|------|--------------------|-------|------|-----|
| 1986 | Roger Clemens, RHP | *24-4 | 2.48 | 238 |

*led league †tied for league lead **From 1910-14, this award was officially called the Chalmers Award.

AL Cy Young Award (Presented By BBWAA)

| YEAR | PITCHER | W | L | ERA | IP | SO |
|------|----------------|-----|----|-------|--------|------|
| 1967 | Jim Lonborg | *22 | 9 | 3.16 | 273.1 | *246 |
| 1986 | Roger Clemens | *24 | 4 | *2.48 | 254.0 | 238 |
| 1987 | Roger Clemens | †20 | 9 | 2.97 | 281.2 | 256 |
| 1991 | Roger Clemens | 18 | 10 | *2.62 | *271.1 | *241 |
| 1999 | Pedro Martinez | *23 | 4 | *2.07 | 213.1 | *313 |
| 2000 | Pedro Martinez | 18 | 6 | *1.74 | 217.0 | *284 |
| 2016 | Rick Porcello | *22 | 4 | 3.15 | 223.0 | 189 |

* led league †tied for league lead

NOTE: In 2000, Martinez was a unanimous choice, the 5th in the AL since the award was split between leagues in 1967. He joined Sandy Koufax (1965-66) and Greg Maddux (1994-95) as the only 3 unanimous consecutive season selections.

AL Rookie of the Year (Presented By BBWAA)

| YEAR | PLAYER | AVG | HR | RBI |
|------|------------------------|------|----|------|
| 1950 | Walt Dropo, 1B | .322 | 34 | †144 |
| 1972 | Carlton Fisk, C* | .293 | 22 | 61 |
| 1975 | Fred Lynn, CF | .331 | 21 | 105 |
| 1997 | Nomar Garciaparra, SS* | .306 | 30 | 98 |
| 2007 | Dustin Pedroia, 2B | .317 | 8 | 50 |

| YEAR | PITCHER | W-L | ERA | SO |
|------|------------------|------|------|----|
| 1961 | Don Schwall, RHP | 15-7 | 3.22 | 91 |

*Unanimous †tied for league lead

AL Rookie Player/Pitcher of the Month Awards

| YEAR | PLAYER | MONTH | YEAR | PLAYER | MONTH |
|------|------------------------|-------|------|-----------------------|-----------|
| 2004 | Kevin Youkilis, 3B | May | 2007 | Jacoby Ellsbury, CF | September |
| 2006 | Jonathan Papelbon, RHP | April | 2013 | Jose Iglesias, SS-3B | June |
| 2007 | Hideki Okajima, LHP | April | 2017 | Andrew Benintendi, LF | August |
| | Dustin Pedroia, 2B | May | | | |

Rawlings Gold Glove Award (Presented Since 1957)

21 different Red Sox have won a total of 45 Gold Glove Awards since the award began in 1957. Dwight Evans (8) is the all-time club leader while Carl Yastrzemski is 2nd with 7.

| YEAR | PLAYER | POS | YEAR | PLAYER | POS | YEAR | PLAYER | POS |
|------|------------------|-----|------|------------------|-----|------|-----------------|-----|
| 1957 | Frank Malzone | *3B | 1972 | Carlton Fisk | C | 1985 | Dwight Evans | OF |
| 1958 | Frank Malzone | 3B | | Doug Griffin | 2B | 1990 | Mike Boddicker | P |
| | Jimmy Piersall | CF | 1975 | Fred Lynn | OF | | Ellis Burks | OF |
| 1959 | Frank Malzone | 3B | 1976 | Dwight Evans | OF | 1991 | Tony Peña | C |
| | Jackie Jensen | RF | 1977 | Carl Yastrzemski | OF | 2005 | Jason Varitek | C |
| 1963 | Carl Yastrzemski | OF | 1978 | Dwight Evans | OF | 2007 | Kevin Youkilis | 1B |
| 1965 | Carl Yastrzemski | OF | | Fred Lynn | OF | 2008 | Dustin Pedroia | 2B |
| 1967 | George Scott | 1B | 1979 | Rick Burleson | SS | 2011 | Adrián González | 1B |
| | Carl Yastrzemski | OF | | Dwight Evans | OF | | Dustin Pedroia | 2B |
| 1968 | George Scott | 1B | | Fred Lynn | OF | | Jacoby Ellsbury | CF |
| | Carl Yastrzemski | OF | 1980 | Fred Lynn | OF | 2013 | Dustin Pedroia | 2B |
| | Reggie Smith | OF | 1981 | Dwight Evans | OF | | Shane Victorino | OF |
| 1969 | Carl Yastrzemski | OF | 1982 | Dwight Evans | OF | 2014 | Dustin Pedroia | 2B |
| 1971 | Carl Yastrzemski | OF | 1983 | Dwight Evans | OF | 2016 | Mookie Betts | RF |
| | George Scott | 1B | 1984 | Dwight Evans | OF | 2017 | Mookie Betts | RF |

* 1 ML team selected

Award Winners, Continued

Louisville Slugger Silver Slugger Award (Presented Since 1980)

| YEAR | PLAYER | POS | YEAR | PLAYER | POS | YEAR | PLAYER | POS |
|------|----------------------|-----|------|------------------------|-----|------|------------------------------|-----|
| 1981 | Carney Lansford..... | 3B | 1990 | Ellis Burks..... | OF | 2006 | David Ortiz..... | DH |
| | Dwight Evans..... | OF | 1991 | Wade Boggs..... | 3B | | Manny Ramirez..... | OF |
| 1983 | Wade Boggs..... | 3B | 1995 | John Valentin..... | SS | 2007 | David Ortiz..... | DH |
| | Jim Rice..... | OF | | Mo Vaughn..... | 1B | 2008 | Dustin Pedroia | 2B |
| 1984 | Tony Armas..... | OF | 1997 | Nomar Garciaparra..... | SS | 2009 | Jason Bay..... | OF |
| | Jim Rice..... | OF | 2001 | Manny Ramirez..... | OF | 2010 | Adrian Beltre..... | 3B |
| 1986 | Wade Boggs..... | 3B | 2002 | Manny Ramirez..... | OF | 2011 | Adrián González..... | 1B |
| | Don Baylor..... | DH | 2003 | Bill Mueller..... | 3B | | Jacoby Ellsbury..... | CF |
| 1987 | Wade Boggs..... | 3B | | Manny Ramirez..... | OF | | David Ortiz..... | DH |
| | Dwight Evans..... | OF | 2004 | David Ortiz..... | DH | 2013 | David Ortiz..... | DH |
| 1988 | Wade Boggs..... | 3B | | Manny Ramirez..... | OF | 2015 | Xander Bogaerts | SS |
| | Mike Greenwell..... | OF | 2005 | David Ortiz..... | DH | 2016 | Mookie Betts | RF |
| 1989 | Wade Boggs..... | 3B | | Manny Ramirez..... | OF | | Xander Bogaerts | SS |
| | | | | Jason Varitek..... | C | | David Ortiz..... | DH |

BoSox Club Man of the Year

Selected for contributions to the success of the Red Sox and for cooperation in community endeavors, the BoSox Club of Boston Man of the Year Award is presented at the annual BoSox Awards Luncheon near the end of the season.

| YEAR | PLAYER | POS | YEAR | PLAYER | POS | YEAR | PLAYER | POS |
|------|-----------------------|-----|------|-------------------------|--------------|------|---------------------------------|-------------|
| 1967 | Rico Petrocelli..... | SS | 1984 | Mike Easler..... | DH | 2001 | Ben Mondor..... | EXEC |
| 1968 | Mike Andrews..... | 2B | 1985 | Wade Boggs..... | 3B | 2002 | Carlos Baerga..... | INF |
| 1969 | Lee Stange..... | RHP | 1986 | Marty Barrett..... | 2B | 2003 | Ron Jackson..... | Hit. Coach |
| 1970 | Gerry Moses..... | C | 1987 | Bruce Hurst..... | LHP | 2004 | Jason Varitek..... | C |
| 1971 | John Kennedy..... | INF | 1988 | Bill Fischer..... | Pitch. Coach | 2005 | Mike Timlin..... | RHP |
| 1972 | Bob Montgomery..... | C | 1989 | Dennis Lamp..... | RHP | 2006 | Gabe Kapler..... | OF |
| 1973 | Tommy Harper..... | LF | 1990 | Tony Peña..... | C | 2007 | Kevin Youkilis..... | 1B |
| 1974 | Rick Miller..... | CF | 1991 | Tony Fossas..... | LHP | 2008 | Manny Delcarmen..... | RHP |
| 1975 | Denny Doyle..... | 2B | 1992 | Roger Clemens..... | RHP | 2009 | Mike Lowell..... | 3B |
| 1976 | Reggie Cleveland..... | RHP | 1993 | Mo Vaughn..... | 1B | 2010 | Clay Buchholz..... | RHP |
| 1977 | Butch Hobson..... | 3B | 1994 | Ken Ryan..... | RHP | 2011 | Jed Lowrie..... | INF |
| 1978 | Bill Campbell..... | RHP | 1995 | Tim Lincecum..... | 3B | 2012 | Jarrod Saltalamacchia..... | C |
| 1979 | Tom Burgmeier..... | LHP | 1996 | Heathcliff Slocumb..... | RHP | 2013 | Craig Breslow..... | LHP |
| 1980 | Steve Renko..... | RHP | 1997 | Wendell Kim..... | 3B Coach | 2014 | Victor Rodriguez..... | Asst. Coach |
| 1981 | Jerry Remy..... | 2B | 1998 | Tim Wakefield..... | RHP | 2015 | Brock Holt | INF/OF |
| 1982 | Bob Stanley..... | RHP | 1999 | Trot Nixon..... | RF | 2016 | Rick Porcello | RHP |
| 1983 | Carl Yastrzemski..... | DH | 2000 | John Harrington..... | EXEC | 2017 | Jackie Bradley Jr. | OF |

American League Player/Pitcher of the Month Awards

| YEAR | PLAYER | MONTH | YEAR | PLAYER | MONTH |
|------|--|-----------|------|-------------------------------------|-----------|
| 1975 | Fred Lynn, CF..... | June | 1995 | Tim Wakefield, RHP..... | July |
| 1976 | Luis Tiant, RHP..... | August | | Erik Hanson, RHP..... | August |
| 1977 | Jim Rice, DH..... | July | 1996 | Mo Vaughn, 1B..... | May |
| 1978 | Jim Rice, LF..... | May | 1999 | Pedro Martinez, RHP..... | April |
| | Jim Rice, LF..... | August | | Pedro Martinez, RHP..... | May |
| 1979 | Fred Lynn, CF..... | August | | Nomar Garciaparra, SS..... | May |
| 1980 | Chuck Rainey, RHP..... | May | | Pedro Martinez, RHP..... | June |
| | Bob Stanley, RHP..... | August | | Pedro Martinez, RHP..... | September |
| | Jim Rice, LF (tie, E. Murray, BAL)..... | September | 2000 | Pedro Martinez, RHP..... | April |
| 1981 | Dwight Evans, RF..... | May | 2001 | Pedro Martinez, RHP..... | May |
| | Mark Clear, RHP..... | May | | Manny Ramirez, LF..... | April |
| 1984 | Tony Armas, CF..... | June | 2002 | Derek Lowe, RHP..... | April |
| | Roger Clemens, RHP..... | August | | Pedro Martinez, RHP..... | July |
| | Roger Clemens, RHP..... | April | | Manny Ramirez, LF..... | September |
| 1986 | Wade Boggs, 3B..... | May | 2005 | David Ortiz, DH..... | September |
| | Roger Clemens, RHP..... | June | 2006 | David Ortiz, DH..... | July |
| | Bruce Hurst, LHP..... | September | 2007 | David Ortiz, DH..... | September |
| 1987 | Wade Boggs, 3B..... | June | 2008 | J.D. Drew, RF..... | June |
| | Dwight Evans, 1B..... | August | | Jon Lester, LHP..... | July |
| 1988 | Mike Greenwell, LF..... | June | | Jon Lester, LHP..... | September |
| | Roger Clemens, RHP..... | July | 2010 | David Ortiz, DH..... | May |
| | Bruce Hurst, LHP..... | August | | Jon Lester, LHP..... | May |
| 1989 | Nick Esasky, 1B (tie, G. Bell, TOR)..... | August | | Clay Buchholz, RHP..... | August |
| 1990 | Roger Clemens, RHP..... | August | 2011 | Adrián González, 1B..... | June |
| 1991 | Roger Clemens, RHP..... | April | | Dustin Pedroia , 2B..... | July |
| | Roger Clemens, RHP..... | September | 2013 | Clay Buchholz, RHP..... | April |
| 1992 | Roger Clemens, RHP..... | May | 2016 | Jackie Bradley Jr. , CF..... | May |
| | Roger Clemens, RHP..... | August | | Mookie Betts , RF..... | July |
| 1993 | Danny Darwin, RHP..... | May | | Rick Porcello , RHP..... | September |

Award Winners, Continued

Thomas A. Yawkey Red Sox Most Valuable Player Award

Each year the Boston chapter of the Baseball Writers' Association of America presents the Thomas A. Yawkey Award to the Red Sox Most Valuable Player. From 1937 through 1952 the award went to either a Red Sox or a member of the Boston Braves. The Braves moved to Milwaukee prior to the 1953 season and the award became strictly a Red Sox MVP selection. After Mr. Yawkey's death in 1976, the Boston Writers renamed the award in his honor. Multiple winners include Carl Yastrzemski (6), David Ortiz (5), Roger Clemens (4), Dwight Evans (4), Mo Vaughn (4), Ted Williams (4), Pedro Martinez (3), Mookie Betts (2), Rick Burleson (2), Carlton Fisk (2), Nomar Garciaparra (2), Jackie Jensen (2), Ellis Kinder (2), Frank Malzone (2), Dustin Pedroia (2), and Jim Rice (2).

| YEAR | PLAYER | YEAR | PLAYER | YEAR | PLAYER |
|------|----------------------|------|-------------------------|------|-----------------------|
| 1937 | Jim Turner, * RHP | 1965 | Carl Yastrzemski, LF | 1992 | Roger Clemens, RHP |
| 1938 | Jimmie Foxx, RHP | 1966 | Tony Conigliaro, RF | 1993 | Mo Vaughn, 1B |
| 1939 | Joe Cronin, SS | 1967 | Carl Yastrzemski, LF | 1994 | Mo Vaughn, 1B |
| 1940 | Johnny Cooney, * OF | 1968 | Ken Harrelson, 1B-RF | 1995 | Mo Vaughn, 1B |
| 1941 | Ted Williams, LF | 1969 | Rico Petrocelli, SS-3B | 1996 | Mo Vaughn, 1B |
| 1942 | (No Dinner | 1970 | Carl Yastrzemski, 1B-LF | 1997 | Nomar Garciaparra, SS |
| 1943 | held during | 1971 | Reggie Smith, CF-RF | 1998 | Nomar Garciaparra, SS |
| 1944 | World War II) | 1972 | Carlton Fisk, C | 1999 | Pedro Martinez, RHP |
| 1945 | Tommy Holmes, * RF | 1973 | Tommy Harper, OF | 2000 | Pedro Martinez, RHP |
| 1946 | Ted Williams, LF | 1974 | Carl Yastrzemski, 1B-LF | 2001 | Trot Nixon, RF |
| 1947 | Bob Elliott, * 3B | 1975 | Fred Lynn, CF | 2002 | Derek Lowe, RHP |
| 1948 | Johnny Sain, * RHP | 1976 | Carl Yastrzemski, 1B-LF | | Pedro Martinez, RHP |
| 1949 | Ted Williams, LF | 1977 | Carlton Fisk, C | 2003 | Jason Varitek, C |
| 1950 | Billy Goodman, INF | 1978 | Jim Rice, LF | 2004 | David Ortiz, DH-1B |
| 1951 | Ellis Kinder, RHP | 1979 | Rick Burleson, SS | 2005 | David Ortiz, DH-1B |
| 1952 | Walker Cooper, * C | 1980 | Rick Burleson, SS | 2006 | David Ortiz, DH-1B |
| 1953 | Ellis Kinder, RHP | 1981 | Dwight Evans, RF | 2007 | Mike Lowell, 3B |
| 1954 | Jackie Jensen, RF | 1982 | Dwight Evans, RF | 2008 | Dustin Pedroia, 2B |
| 1955 | Ted Williams, LF | 1983 | Jim Rice, LF | 2009 | Kevin Youkilis, 1B-3B |
| 1956 | Jim Piersall, CF | 1984 | Dwight Evans, RF | 2010 | Adrian Beltre, 3B |
| 1957 | Frank Malzone, 3B | | Tony Armas, CF | 2011 | Jacoby Ellsbury, CF |
| 1958 | Jackie Jensen, RF | 1985 | Wade Boggs, 3B | 2012 | Dustin Pedroia, 2B |
| 1959 | Frank Malzone, 3B | 1986 | Roger Clemens, RHP | 2013 | David Ortiz, DH |
| 1960 | Vic Wertz, 1B | 1987 | Dwight Evans, RF | 2014 | David Ortiz, DH |
| 1961 | Chuck Schilling, 2B | 1988 | Mike Greenwell, LF | 2015 | Xander Bogaerts, SS |
| 1962 | Eddie Bressoud, SS | 1989 | Nick Esasky, 1B | 2016 | Mookie Betts, RF |
| 1963 | Carl Yastrzemski, LF | 1990 | Roger Clemens, RHP | 2017 | Mookie Betts, RF |
| 1964 | Dick Radatz, RHP | 1991 | Roger Clemens, RHP | | *Boston Braves |

The Boston Baseball Writers Chapter also presents other awards annually, if applicable. Since 1990:

| YEAR | RED SOX PITCHER | RED SOX ROOKIE | JENSEN HUSTLE | GOOD GUY |
|------|-------------------------|-----------------------|------------------|-------------------------|
| 1990 | Roger Clemens | Dana Kiecker | Tony Pena | Ken Coleman |
| 1991 | Roger Clemens | Phil Plantier | Jeff Gray | Tim Horgan |
| 1992 | Roger Clemens | Bob Zupic | Steve Palermo | Ernie Harwell |
| 1993 | Danny Darwin | Aaron Sele | Andre Dawson | John Donovan, Jr. |
| 1994 | Roger Clemens | Carlos Rodriguez | No Selection | Joe Gildea |
| 1995 | Tim Wakefield | Troy O'Leary | No Selection | Frank MacKay |
| 1996 | Roger Clemens | No Selection | Bill Haselman | Bill Wanless |
| 1997 | Tom Gordon | Nomar Garciaparra | Jeff Frye | Mary Jane Ryan |
| 1998 | Pedro Martinez | Jason Varitek | Bret Saberhagen | Jim Corsi |
| 1999 | Pedro Martinez | T. Nixon & B. Daubach | Jason Varitek | Mike Port |
| 2000 | Pedro Martinez | No Selection | Pete Schourek | Rich Garces |
| 2001 | Hideo Nomo | Shea Hillenbrand | Brian Daubach | Jon Miller |
| 2002 | Pedro Martinez | Casey Fossum | Tim Wakefield | Johnny Damon |
| 2003 | Derek Lowe | No Selection | Kevin Millar | Joe Cochran |
| 2004 | Curt Schilling | Kevin Youkilis | Johnny Damon | Joe Castiglione |
| 2005 | Tim Wakefield | No Selection | Johnny Damon | J.P. Villaman |
| 2006 | Jonathan Papelbon | Jonathan Papelbon | Mike Lowell | Ron Jackson |
| 2007 | Josh Beckett | Dustin Pedroia | Kevin Youkilis | Mike Lowell |
| 2008 | Jon Lester | Jacoby Ellsbury | Kevin Youkilis | Sean Casey |
| 2009 | Jon Lester | Daniel Bard | Nick Green | John Farrell |
| 2010 | J. Lester & C. Buchholz | Ryan Kalish | Darnell McDonald | Bill Hall |
| 2011 | Alfredo Aceves | Josh Reddick | Dustin Pedroia | Jarrold Saltaalamacchia |
| 2012 | Clay Buchholz | Will Middlebrooks | Mike Aviles | Cody Ross |
| 2013 | Jon Lester | Jose Iglesias | Jonny Gomes | David Ross |
| 2014 | Jon Lester | Brock Holt | Dustin Pedroia | Brian Butterfield |
| 2015 | Eduardo Rodriguez | Eduardo Rodriguez | Mookie Betts | Don Orsillo |
| 2016 | Rick Porcello | N/A | Xander Bogaerts | Steven Wright |
| 2017 | Chris Sale | Andrew Benintendi | Xander Bogaerts | Jack McCormick |

Tony Conigliaro Award

In 1990, the Red Sox instituted a national award to honor the memory of their former star outfielder Tony Conigliaro. The award is presented to a Major Leaguer who has overcome adversity through the attributes of spirit, determination and courage that were trademarks of Tony C. A special panel composed of the media, members of the MLB office, Tony's brothers Billy and Richie, and a fan make the selection. The presentation takes place at the Boston BBWAA dinner in January.

Rockies right-handed pitcher **Chad Bettis** was the recipient for the 2017 season. Bettis was coming off his first full season in the Rockies' rotation in 2016 when he was diagnosed with testicular cancer, receiving the news on his first wedding anniversary in November of that year. Bettis underwent surgery eight days later and reported to spring training on time, but during a follow-up screening in March, doctors discovered his cancer had spread to his lymph nodes. He underwent nine weeks of chemotherapy, beginning nine days before his wife, Kristina, gave birth to the couple's first child, Everleigh Rae. Bettis' final cancer treatment came on May 16. He began working out again with the Rockies in June, went out on a rehabilitation assignment to Double-A Hartford in July, and on August 14 made his return to the Rockies in triumphant style, pitching seven scoreless innings against the Atlanta Braves. He made nine starts in all for the Rockies, and is expected to be an anchor in the team's rotation in 2018.

The 1st winner was Royals OF Jim Eisenreich, who overcame a neurological movement disorder, Tourette Syndrome, to become a productive performer after being out of baseball for 2 1/2 years. **Bret Saberhagen**, as a Red Sox, won the honor in 1998. After reconstructive surgery in May 1996, months of intensive rehab proved futile. He missed the 1996 season and was signed in Nov. '96 by the Red Sox. He made his 1st start in 2 years on 8/22/97. In 1998, he went 15-8 with a 3.96 in 31 starts. LHP **Jon Lester** was the 2007 award recipient. After undergoing treatment for anaplastic large cell lymphoma, diagnosed in August, 2006, and being declared cancer-free that December, Lester returned to the majors on July 23, 2007. He went 4-0 in 12 games (11 starts) the rest of the season. He made 2 relief appearances in the 2007 ALCS including 3.0 scoreless IP in a Game 4 loss. Jon started and won the decisive WS Game 4 (5.2 scoreless IP) at COL as the Red Sox won their 2nd WS title in 4 seasons. In 2013, Red Sox RHP **John Lackey** was the winner. That season was one of the best of his ML career after he missed all of 2012 recovering from Tommy John surgery. He finished second on the team with 189.1 IP and ranked seventh in the AL with 4.0 SO/BB. He was the winning pitcher in the deciding Game 6 of the 2013 World Series vs. the Cardinals (6.2 IP, 1 R, 9 H, 5 K).

Conigliaro died 2/24/1990 after an 8-year struggle to return from a massive heart attack that left him severely handicapped. Tony signed with the Red Sox in 1963 after graduation from St. Mary's High School in Lynn, MA. In his only minor league season, he hit .363 with 24 HR and 74 RBI in 83 games for Wellsville, earning New York-Penn League MVP Rookie of the Year honors. He broke in with the Red Sox in 1964, hit a HR in his 1st at-bat at Fenway Park, and finished with a .290 AVG and 24 HR to earn an All-Rookie selection. Tony became the youngest player to lead a league in HR with 32 in 1965 and the youngest AL player to reach 100 career HR. Mel Ott was the youngest in history at 22 years, 4 months, 10 days. He was 2nd-youngest (22 years, 6 months, 16 days). His career was tragically shortened when he was hit in the face by a pitch at Fenway Park 8/18/1967. He made a dramatic comeback in 1969, hit 56 HR with 198 RBI in 2 years, but he was never the same player. Conigliaro spent 1971 with the Angels and was out of baseball until he tried another comeback with the Red Sox in 1975. After an excellent Spring Training, he made the regular-season roster and got the team's 1st hit of that season and later the club's 1st HR. He was outrighted to Triple-A Pawtucket in mid-June and retired shortly after.

| YEAR | PLAYER | TEAM | YEAR | PLAYER | TEAM | YEAR | PLAYER | TEAM |
|------|----------------------|------|------|----------------------|------|------|------------------------|------|
| 1990 | Jim Eisenreich..... | KC | 2000 | Kent Mercker | ANA | 2008 | Rocco Baldelli..... | TB |
| 1991 | Dickie Thon..... | PHI | | Tony Saunders | FLA | 2009 | Chris Carpenter..... | STL |
| 1992 | Jim Abbott..... | CAL | 2001 | Jason Johnson..... | BAL | 2010 | Joaquin Benoit..... | TB |
| 1993 | Bo Jackson..... | CWS | | Graeme Lloyd..... | MON | 2011 | Tony Campana..... | CHC |
| 1994 | Mark Leiter..... | CAL | 2002 | Jose Rijo..... | CIN | 2012 | R.A. Dickey..... | NYM |
| 1995 | Scott Radinsky..... | CWS | 2003 | Jim Mecir..... | OAK | 2013 | John Lackey..... | BOS |
| 1996 | Curtis Pride..... | DET | 2004 | Dewon Brazelton..... | TB | 2014 | Wilson Ramos..... | WAS |
| 1997 | Eric Davis..... | BAL | 2005 | Aaron Cook..... | COL | 2015 | Mitch Harris..... | STL |
| 1998 | Bret Saberhagen..... | BOS | 2006 | Freddy Sanchez..... | PIT | 2016 | Yangervis Solarte..... | SD |
| 1999 | Mike Lowell..... | FLA | 2007 | Jon Lester..... | BOS | 2017 | Chad Bettis..... | COL |

The Hutch Award

The Hutch Award has been given annually to the Major League player who best exemplifies the character, fighting spirit and competitive desire of the late pitcher (Detroit 1939-53) and manager (Tigers, Cardinals, Reds), Fred Hutchinson. The award, which sits in the Baseball Hall of Fame in Cooperstown, NY, was instituted in 1965 and is sponsored by the Fred Hutchinson Cancer Research Center in Seattle, WA. Five Red Sox players have received the award: **Carl Yastrzemski** in 1967, **Tony Conigliaro** in 1970, **Andre Dawson** in 1994, **Mark Loretta** in 2006, and **Jon Lester** in 2008. Mickey Mantle was the first recipient in 1965. Jake Diekman was the 2017 selection.

Heart and Hustle Award

Since 2005, the Heart and Hustle Award has been given annually by the Major League Baseball Players Alumni Association to the active Major League player who demonstrates a passion for the game of baseball and best embodies the values, spirit, and tradition of the game. It is the only award in MLB that is voted on by former players. In 2013, **Dustin Pedroia** became the first Red Sox to receive the award. Brett Gardner was the 2017 recipient.



Red Sox in the All-Star Game

| | | | |
|---|--|--|--|
| Luis Alicea, coach (1)..... | 2008 | Tom Gordon, P (1)..... | 1998 |
| Mike Andrews, 2B (1)..... | 1969 | Mike Greenwell, OF (2)..... | 1988, 89 |
| Luis Aparicio, SS (2)..... | 1971 , 72 | Lefty Grove, P (5)..... | 1935, 36 , 37, 38, 39 |
| Tony Armas, outfield (1)..... | 1984 | DeMarlo Hale, coach (1)..... | 2008 |
| Del Baker, coach (1)..... | 1947 | Erik Hanson, P (1)..... | 1995 |
| Jason Bay, OF (1)..... | 2009 | Ken Harrelson, OF (1)..... | 1968 |
| Josh Beckett, P (3)..... | 2007, 2009, 2011 | Mickey Harris, P (1)..... | 1946 |
| Gary Bell, P (1)..... | 1968 | Bill Haselman, coach (1)..... | 2005 |
| Adrian Beltre, 3B (1)..... | 2010 | Mike Higgins, coach (1)..... | 1961 (2nd G) |
| Mookie Betts, OF (2)..... | 2016 , 17 | Shea Hillenbrand, 3B (1)..... | 2002 |
| Arnie Beyeler, coach (1)..... | 2014 | Brock Holt (1)..... | 2015 |
| Xander Bogaerts, SS (1)..... | 2016 | Tex Hughson, P (3)..... | 1942, 43, 44 |
| Wade Boggs, 3B (8)..... | 1985, 86 , 87 , 88 , 89 , 90 , 91 , 92 | Bruce Hurst, P (1)..... | 1987 |
| Lou Boudreau, coach (1)..... | 1953 | Ron Jackson, coach (1)..... | 2005 |
| Jackie Bradley Jr., OF..... | 2016 | Jackie Jensen, OF (2)..... | 1955, 58 |
| Eddie Bressoud, SS (1)..... | 1964 | Bob Johnson, OF (1)..... | 1944 |
| Tom Brewer, P (1)..... | 1956 | Darrell Johnson, manager (1)..... | 1976* |
| Don Bryant, coach (1)..... | 1976 | Lynn Jones, coach (1)..... | 2005 |
| Clay Buchholz, P (2)..... | 2010, 2013 | Oscar Judd, P (1)..... | 1943 |
| Tom Burgmeier, P (1)..... | 1980 | George Kell, 3B (2)..... | 1952, 53 |
| Ellis Burks, OF (1)..... | 1990 | Craig Kimbrel, P (2)..... | 2016, 17 |
| Rick Burleson, SS (3)..... | 1977 , 78, 79 | Bill Lee, P (1)..... | 1973 |
| Brian Butterfield, coach (1)..... | 2014 | Jon Lester, P (3)..... | 2010, 11, 14 |
| Bill Campbell, P (1)..... | 1977 | Dana LeVangie, coach (1)..... | 2014 |
| Mark Clear, P (1)..... | 1982 | Jim Lonborg, P (1)..... | 1967 |
| Roger Clemens, P (5)..... | 1986 , 88, 90, 91, 92 | Mark Loretta, 2B (1)..... | 2006 |
| Matt Clement, P (1)..... | 2005 | Derek Lowe, P (2)..... | 2000, 02 |
| Greg Colbrunn, coach (1)..... | 2014 | Torey Lovullo, coach (1)..... | 2014 |
| Eddie Collins, coach (1)..... | 1933 | Mike Lowell, 3B (1)..... | 2007 |
| Tony Conigliaro, OF (1)..... | 1967 | Fred Lynn, OF (6)..... | 1975, 76 , 77 , 78 , 79 , 80 |
| Scott Cooper, 3B (2)..... | 1993, 94 | Dave Magadan, coach (1)..... | 2008 |
| Roger Cramer, OF (4)..... | 1937, 38, 39 , 40 | Frank Malzone, 3B (8)..... | 1957, 58 , 59, 59, 60 , 60 , 63 , 64 |
| Joe Cronin, manager, coach, SS (9)..... | 1935 , 36, 37 , 38 , 39 , 40*, 41 , 44, 47*, 83† | Felix Mantilla, 2B (1)..... | 1965 |
| Ray Culp, P (1)..... | 1969 | Pedro Martinez, P (4)..... | 1998, 99 , 2000, 02 |
| Tom Daley, coach (1)..... | 1940 | Victor Martinez, C (1)..... | 2010 |
| Johnny Damon, OF (2)..... | 2002, 2005 | John McNamara, manager, coach (2)..... | 1986, 87* |
| Dom DiMaggio, OF (7)..... | 1941, 42, 46 , 49 , 50, 51 , 52 | Brad Mills, coach (2)..... | 2005, 08 |
| Joe Dobson, P (1)..... | 1948 | Bill Monbouquette, P (4)..... | 1960 , 60, 62 (1st G), 63 |
| Bobby Doerr, 2B (9)..... | 1941 , 42, 43 , 44 , 46 , 47, 48, 50 , 51, 88† | Joe Morgan, coach (1)..... | 1989 |
| J.D. Drew, OF (1)..... | 2008 | Jerry Moses, C (1)..... | 1970 |
| Walter Dropo, 1B (1)..... | 1950 | Juan Nieves, coach (1)..... | 2014 |
| Dennis Eckerley, P (1)..... | 1982 | Jose Offerman, 2B (1)..... | 1999 |
| Jacoby Ellsbury, OF (1)..... | 2011 | Hideki Okajima, P (1)..... | 2007 |
| Dwight Evans, OF (3)..... | 1978, 81, 87 | David Ortiz, DH, 1B (10)..... | 2004, 05 , 06 , 07 , 08, 10, 11 , 12 , 13 , 16 |
| Carl Everett, OF (1)..... | 2000 | Jonathan Papelbon, P (4)..... | 2006, 07, 08, 09 |
| John Farrell, coach, manager (2)..... | 2008, 14 | Mel Parnell, P (2)..... | 1949 , 51 |
| Rick Ferrell, C (4)..... | 1933 , 34, 35, 36 | Dustin Pedroia, 2B (4)..... | 2008 , 09, 10, 13 |
| Dave Ferriss, P (1)..... | 1946 | Johnny Pesky, SS, coach (2)..... | 1946 , 63 |
| Lou Finney, OF (1)..... | 1940 | Rico Petrocelli, SS (2)..... | 1967 , 69 |
| Bill Fischer, coach (1)..... | 1987 | Jimmy Piersall, OF (2)..... | 1954, 56 |
| Carlton Fisk, C (7)..... | 1972, 73 , 74, 76, 77 , 78 , 80 , 99† | Dick Radatz, P (2)..... | 1963, 64 |
| Mike Fournies, P (1)..... | 1961 (1st G) | Manny Ramirez, OF (8)..... | 2001 , 02 , 03 , 04 , 05 , 06 , 07, 08 |
| Pete Fox, OF (1)..... | 1944 | Jeff Reardon, P (1)..... | 1991 |
| Jimmie Foxx, 3B, 1B (6)..... | 1936, 37, 38 , 39, 40 , 41 | Jerry Remy, 2B (1)..... | 1978 |
| Terry Francona, manager (2)..... | 2005*, 08* | Jim Rice, OF, coach (9)..... | 1977, 78 , 79 , 80, 83 , 84, 85 , 86, 99 |
| Nomar Garciaparra, SS (5)..... | 1997, 99 , 00, 02, 03 | Victor Rodriguez, coach (1)..... | 2014 |
| Rich Gedman, C (2)..... | 1985, 86 | Pete Runnels, 1B, 2B (5)..... | 1959, 59 , 60 , 60 , 62 (G2) |
| Adrián González, 1B (1)..... | 2011 | Chris Sale, P (1)..... | 2017 |
| Billy Goodman, 1B, 2B (2)..... | 1949, 53 | | |

Bold Red indicates selected to start game

*Manager, AL Team

†Honorary AL Captain

Teams chosen by vote of fans 1947 thru 1957 and 1970 on; 2 games were played 1959-62

Red Sox in the All-Star Game, Continued

| | | | |
|---------------------------------|------------------|-------------------------------------|---|
| Jose Santiago, P (1) | 1968 | Mo Vaughn, 1B (3) | 1995, 96 , 98 |
| Curt Schilling, P (1) | 2004 | Mickey Vernon, 1B (1) | 1956 |
| Don Schwall, P (1) | 1961 (2nd G) | Hal Wagner, C (1) | 1946 |
| George Scott, 1B (2) | 1966 , 77 | Tim Wakefield, P (1) | 2009 |
| Sonny Siebert, P (1) | 1971 | Dave Wallace, coach | 2005 |
| Reggie Smith, OF (2) | 1969, 72 | Sammy White, C (1) | 1953 |
| Bob Stanley, P (2) | 1979, 83 | Dick Williams, manager (1) | 1968* |
| Vern Stephens, SS, 3B (4) | 1948, 49, 50, 51 | Jimmy Williams, coach (1) | 1999 |
| Frank Sullivan, P (2) | 1955, 56 | Ted Williams, OF (18) ... | 1940, 41, 42, 46, 47, 48, 49, 50, 51, 54, 55, 56, 57, 58, 59, 59, 60, 60 |
| Dale Sveum, coach | 2005 | Steven Wright, P (1) | 2016 |
| Birdie Tebbets, C (2) | 1948, 49 | Carl Yastrzemski, OF, 1B (18) | 1963, 65, 66, 67, 68, 69, 70, 71, 72 , 73, 74, 75, 76, 77, 78, 79 , 82, 83, 89† |
| Luis Tiant, P (2) | 1974, 76 | Rudy York, 1B (1) | 1946 |
| Gary Tuck, coach (1) | 2008 | Kevin Youkilis, 1B, 3B (3) | 2008 , 09, 11 |
| Koji Uehara, P (1) | 2014 | Don Zimmer, coach (1) | 1978 |
| Ugueth Urbina, P (1) | 2002 | | |
| Jason Varitek, C (2) | 2003, 05 | | |

Bold Red indicates selected to start game

*Manager, AL Team

†Honorary AL Captain

Teams chosen by vote of fans 1947 thru 1957 and 1970 on; 2 games were played 1959-62

MOST ALL-STAR GAMES AS PLAYER, RED SOX HISTORY

| Player | Games |
|-------------------|-------|
| Ted Williams | 18 |
| Carl Yastrzemski | 18 |
| David Ortiz | 10 |
| Bobby Doerr | 9 |
| Jim Rice | 9 |
| Wade Boggs | 8 |
| Frank Malzone | 8 |
| Manny Ramirez | 8 |
| Dom DiMaggio | 7 |
| Carlton Fisk | 7 |
| Jimmie Foxx | 6 |
| Fred Lynn | 6 |
| Roger Clemens | 5 |
| Nomar Garciaparra | 5 |
| Lefty Grove | 5 |
| Pete Runnels | 5 |

YEARS WITH MOST RED SOX ALL-STAR SELECTIONS

Year Players

| | |
|------|--|
| 1946 | 8 (DiMaggio, Doerr, Ferriss, Harris, Pesky, Wagner, Williams, York) |
| 1978 | 7 (Burlleson, Evans, Fisk, Lynn, Remy, Rice, Yastrzemski) |
| 2002 | 7 (Damon, Garciaparra, Hillenbrand, Lowe, Martinez, Ramirez, Urbina) |
| 2016 | 6 (Betts, Bogaerts, Bradley Jr., Kimbrel, Ortiz, Wright) |
| 2011 | 6 (Beckett, Ellsbury, Gonzalez, Lester, Ortiz, Youkilis) |
| 2010 | 6 (Beltre, Buchholz, Lester, Martinez, Ortiz, Pedroia) |
| 2009 | 6 (Bay, Beckett, Papelbon, Pedroia, Wakefield, Youkilis) |
| 2008 | 6 (Drew, Ortiz, Papelbon, Pedroia, Ramirez, Youkilis) |
| 1977 | 6 (Burlleson, Campbell, Fisk, Lynn, Scott, Yastrzemski) |

5 All-Stars: 1940, '41, '48, '49, '50, '51, '56, '69, '79, 2005, '07;

4 All-Stars: 1936, '37, '38, '39, '42, '44, '60g1, '60g2, '63, '67, '68, '72, '76, '80, '86, 2000, '06; **3 All-Stars:** 1935, '43, '53, '55, '58, '59g1, '59g2, '64, '71, '73, '74, '82, '83, '85, '87, '88, '89, '90, '91, '98, '99, 2003, '04, '13, '17; **2 All-Stars:** 1947, '52, '54, '57, '65, '66, '70, '75, '84, '92, '95, 2014; **1 All-Star:** 1933, '34, '61g2, '62g1, '62g2, '81, '93, '94, '96, '97, 2001, '12, '15; **0 All-Stars:** 1945 (no game), '61g1

MOST ALL-STAR STARTS, RED SOX HISTORY

| Player | Starts |
|------------------|--------|
| Ted Williams | 12 |
| Carl Yastrzemski | 8 |
| Wade Boggs | 7 |
| David Ortiz | 7 |
| Manny Ramirez | 7 |
| Bobby Doerr | 5 |
| Frank Malzone | 5 |
| Carlton Fisk | 4 |
| Fred Lynn | 4 |
| Jim Rice | 4 |
| Dom DiMaggio | 3 |
| Pete Runnels | 3 |
| Rick Ferrell | 2 |
| Jimmie Foxx | 2 |
| Rico Petrocelli | 2 |
| Mookie Betts | 2 |

YEARS WITH MOST RED SOX ALL-STAR STARTERS

Year Players

| | |
|-----------|---|
| 1946 | 4 (DiMaggio-CF, Doerr-2B, Pesky-SS, Williams-LF) |
| 1949 | 4 (DiMaggio-RF, Parnell-P, Tebbets-C, Williams-LF) |
| 2005 | 4 (Damon-CF, Ortiz-DH, Ramirez-LF, Varitek-C) |
| 2016 | 4 (Betts-RF, Bogaerts-SS, Bradley Jr.-LF, Ortiz-DH) |
| 1941 | 3 (Cronin-SS, Doerr-2B, Williams-LF) |
| 1950 | 3 (Doerr-2B, Dropo-1B, Williams-LF) |
| 1960 (G1) | 3 (Malzone-3B, Monbouquette-P, Runnels-2B) |
| 1967 | 3 (Conigliaro-RF, Petrocelli-SS, Yastrzemski-LF) |
| 1977 | 3 (Burlleson-SS, Fisk-C, Yastrzemski-CF) |
| 1978 | 3 (Fisk-C, Lynn-CF, Rice-LF) |
| 1979 | 3 (Lynn-CF, Rice-RF, Yastrzemski-1B) |
| 2002 | 3 (Hillenbrand-3B, Lowe-P, Ramirez-LF) |
| 2006 | 3 (Loretta-2B, Ortiz-1B, Ramirez-LF) - Ramirez DNP |
| 2008 | 3 (Pedroia-2B, Ramirez-LF, Youkilis-1B) |

2 starters: 17 times; **1 starter:** 36 times; **0 starters:** 21 times

Red Sox in the All-Star Game, Continued

All-Star Game Home Runs by Red Sox

| PLAYER | DATE | WHERE | INN. | ON BASE | PITCHER |
|-----------------------|---------|------------|------|---------|-----------------|
| Ted Williams | 7/8/41 | DET | 9th | 2 | Claude Passeau |
| Bobby Doerr | 7/13/43 | PHI (AL)-a | 2nd | 2 | Mort Cooper |
| Ted Williams | 7/9/46 | Fenway | 4th | 0 | Kirby Higbe |
| Ted Williams | 7/9/46 | Fenway | 8th | 2 | Rip Sewell |
| Ted Williams | 7/10/56 | WAS-b | 6th | 1 | Warren Spahn |
| Frank Malzone | 8/3/59 | LAD-c | 2nd | 0 | Don Drysdale |
| Pete Runnels | 7/30/62 | CHC | 3rd | 0 | Art Mahaffey |
| Carl Yastrzemski (PH) | 7/15/75 | MIL | 6th | 2 | Tom Seaver |
| Fred Lynn | 7/13/76 | PHI (NL) | 4th | 0 | Tom Seaver |
| George Scott | 7/19/77 | NYN | 9th | 1 | Rich Gossage |
| Fred Lynn | 7/17/79 | SEA | 1st | 1 | Steve Carlton |
| Fred Lynn | 7/8/80 | LAD-d | 5th | 1 | Bob Welch |
| Jim Rice | 7/6/83 | CWS | 3rd | 0 | Atlee Hammaker |
| Wade Boggs | 7/11/89 | ANA | 1st | 0 | Rick Reuschel |
| Manny Ramirez | 7/13/04 | HOU | 1st | 1 | Roger Clemens |
| David Ortiz | 7/13/04 | HOU | 6th | 1 | Carl Pavano |
| J.D. Drew | 7/15/08 | NYN | 7th | 1 | Edinson Volquez |
| Adrián González | 7/12/11 | ARI | 4th | 0 | Cliff Lee |

a-Shibe Park b-Griffith Stadium c-LA Coliseum d-Dodger Stadium

Red Sox Pitchers Who Have Started the All-Star Game

| PITCHER | YEAR/CITY | DEC. | IP | H | R | ER | BB | SO |
|-------------------|------------------|------|------|---|---|----|----|----|
| Lefty Grove | 1936/Boston (NL) | Lost | 3.0 | 3 | 2 | 2 | 2 | 2 |
| Mel Parnell | 1949/Brooklyn | ND | †1.0 | 3 | 3 | 3 | 1 | 1 |
| Bill Monbouquette | 1960/Kansas City | Lost | 2.0 | 5 | 4 | 4 | 0 | 2 |
| Dennis Eckersley | 1982/Montreal | Lost | 3.0 | 2 | 3 | 3 | 2 | 1 |
| Roger Clemens* | 1986/Houston | Won | 3.0 | 0 | 0 | 0 | 0 | 2 |
| Pedro Martínez* | 1999/Boston | Won | 2.0 | 0 | 0 | 0 | 0 | 5 |
| Derek Lowe | 2002/Milwaukee | ND | 2.0 | 2 | 1 | 1 | 0 | 0 |
| Chris Sale | 2017/Miami | ND | 2.0 | 3 | 0 | 0 | 0 | 2 |

*Selected MVP †Faced 3 batters in 2nd inning

Most Hits in an All-Star Game

Ted Williams and Carl Yastrzemski are tied with Joe Medwick for most hits in an All-Star Game with 4. Williams had his 4 (2 singles, 2 home runs) on 7/9/1946 at Fenway Park in a 12-0 American League win. Yastrzemski hit 3 singles and a double on 7/14/1970 in Cincinnati in a 12-inning, 5-4 National League win. He was named Outstanding Player of the game.

All-Star Games at Fenway Park

On 7/13/1999, the Red Sox hosted the 3rd All-Star Game ever to be played at Fenway Park. The American League defeated the National League, 4-1, as Pedro Martinez, the eventual MVP of the Mid-Summer Classic, started and struck out 5 of the 6 batters he faced for the win.

Fenway Park was the site of the 2nd All-Star Game played in 1961. That game featured solid pitching by both sides and ended in a 1-1 tie that was called after 9 innings and a 30-minute rain delay. The Tigers' Rocky Colavito hit a 1st-inning home run for the AL, which managed only 4 hits in the game. The NL's only run scored on an RBI single by the Cardinals' Bill White off Red Sox rookie Don Schwall, who allowed all 5 NL hits in 3.0 innings. The other Red Sox representative at the '61 game at Fenway was manager Mike Higgins, who served as a coach.

The 1st All-Star Game held at Fenway was on 7/9/1946 after a 1-year hiatus due to World War II-related travel restrictions. The American League defeated the National League, 12-0, in a game highlighted by the hitting heroics of Ted Williams. Williams delivered 2 home runs, 2 singles and a walk in his 5 plate appearances, scoring 4 runs and driving in 5 as the AL out-hit the NL, 14-3. In addition to Williams, 7 other Red Sox were AL All-Stars in '46: Johnny Pesky, Dom DiMaggio, Bobby Doerr, Rudy York, Hal Wagner, Dave Ferriss and Mickey Harris.

1945 All-Star Replacement Game

The 1945 All-Star Game was scheduled for Fenway Park. However, due to the on-going war in Europe and with Japan, the game was cancelled, the only year no game has been played since the series began in 1933.

On 7/9-10/1945, there were 9 exhibitions played with proceeds going to benefit war relief efforts. On 7/9, games were played at Chicago's Comiskey Park (Cubs vs. White Sox), New York's Polo Grounds (Yankees vs. Giants), in Great Lakes, IL (Athletics vs. Great Lakes Navy Team), in Cleveland (Reds vs. Indians), and in Indiantown Gap, PA (Pirates vs. Indiantown Gap Army Team). The biggest crowds were 47,144 (Chicago) and 41,267 (New York).

On 7/10, games were played at Washington's Griffith Stadium (Dodgers vs. Senators), St. Louis' Sportsmans Park (Cardinals vs. Browns), Boston's Fenway Park (Braves vs. Red Sox), and Philadelphia's Shibe Park (Phillies vs. Athletics). The highest attendance figures were in Washington (28,791) and St. Louis (24,113).

The only ML team that didn't play was Detroit, which was denied permission to travel to Pittsburgh by the U.S. Government. The Pirates therefore played a U.S. Army team. The A's played a game each day in 2 locations.

The game at Fenway Park drew 22,809 plus 846 servicemen and women and raised \$70,000 for the United War Fund. New Commissioner Senator A.B. "Happy" Chandler made his 1st official visit to Boston and took part in the 1st-pitch ceremonies with Massachusetts Governor Maurice Tobin.

The Red Sox won the game, 8-1, behind rookie pitching star Dave Ferriss and 3 hits, including a home run, by right fielder George "Catfish" Metkovich.

1945 All-Star Replacement Game Box Score

| | | | | | | | | | | | | | |
|---------|---|---|---|---|---|---|---|---|---|----|---|----|---|
| Braves | 0 | 0 | 0 | 0 | 0 | 0 | 1 | 0 | 0 | -- | 1 | 7 | 0 |
| Red Sox | 0 | 2 | 2 | 0 | 0 | 2 | 1 | 1 | x | | 8 | 13 | 0 |

Braves - Javery (L), Hutchings (4), J. Tobin (5), Hutchinson (7) and Masi
 Red Sox - Ferriss (W), Heflin (4), Hausmann (7) and Garbark, Walters (4)
 HR - Metkovich
 T - 1:42; Att. - 22,809

Special thanks to Walt Wilson of the Society for American Baseball Research (SABR) and the *Boston Globe* sports department for the information on the 1945 All-Star replacement games.



Ted Williams waved to the crowd at the 1999 All-Star Game.

Red Sox Hall of Fame/Cooperstown

Since its inception in 1995, the Red Sox Hall of Fame has recognized the outstanding careers of former Red Sox players and managers. Selections are made by a 21-member committee headed by Red Sox team historian Gordon Edes and comprised of club executives, local and national media members, historians, and fan representatives. Also eligible for induction are non-playing and non-managing personnel, which include front office executives, broadcasters, scouts and coaches, as well as other deserving members of the Red Sox organization. The committee also singles out a memorable moment in Red Sox history for special recognition.

To be eligible for nomination, players must have spent at least three years with the Red Sox and have been out of uniform as an active player at least three years. Managers also are required to have spent three years with the Red Sox. The next Red Sox Hall of Fame induction ceremony will take place on May 24, 2018.

In all, 36 former Red Sox players have been enshrined in the National Baseball Hall of Fame in Cooperstown. Players, coaches, executives, owners, and broadcasters who have been inducted to both the Red Sox Hall of Fame and National Baseball of Fame are in boldface below.

Red Sox Hall of Famers

| NAME | POSITION | INDUCTED | YEARS WITH BOSTON |
|--------------------------|----------------------|-------------|-------------------------|
| Barrett, Marty | 2B | 2012 | 1982-90 |
| Boggs, Wade | 3B | 2004 | 1982-92 |
| Bresciani, Dick | Executive | 2006 | 1972-2014 |
| Burks, Ellis | CF | 2012 | 1987-92, 2004 |
| Burleson, Rick | SS | 2002 | 1974-80 |
| Carrigan, Bill | C/Manager | 2004 | 1906, 1908-16, 1927-29 |
| Castiglione, Joe | Broadcaster | 2014 | 1983- |
| Clemens, Roger | RHP | 2014 | 1984-96 |
| Coleman, Ken | Broadcaster | 2000 | 1966-74, 1979-89 |
| Collins, Eddie* | Executive | 2006 | 1933-51 |
| Collins, Jimmy* | 3B/Manager | 2004 | 1901-07 |
| Conigliaro, Tony | RF | 1995 | 1964-67, 1969-70, 1975 |
| Cronin, Joe* | SS/Manager | 1995 | 1935-47 |
| Digby, George | Scout | 2008 | 1944-94 |
| DiMaggio, Dom | CF | 1995 | 1940-42, 1946-53 |
| Dobson, Joe | RHP | 2012 | 1941-43, 1946-50, 1954 |
| Doerr, Bobby* | 2B/Coach | 1995 | 1937-51, 1967-69 |
| Eckersley, Dennis | RHP | 2004 | 1978-84, 1998 |
| Evans, Dwight | RF/Coach | 2000 | 1972-90, 2002 |
| Ferrell, Rick* | C | 1995 | 1933-37 |
| Ferrell, Wes | RHP | 2008 | 1934-37 |
| Ferriss, Boo | RHP/Coach | 2002 | 1945-50, 1955-59 |
| Fisk, Carlton | C | 1997 | 1969, 1971-80 |
| Flagstead, Ira | OF/SS | 2016 | 1923-29 |
| Foxx, Jimmie* | 1B | 1997 | 1936-42 |
| Garcia-parra, Nomar | SS | 2014 | 1996-2004 |
| Gardner, Larry | 3B | 2000 | 1908-17 |
| Goodman, Billy | INF/OF | 2004 | 1947-57 |
| Gorman, Lou | Executive | 2002 | 1984-2011 |
| Gowdy, Curt% | Broadcaster | 2000 | 1951-65 |
| Greenwell, Mike | LF | 2008 | 1985-96 |
| Grove, Lefty* | LHP | 2002 | 1934-41 |
| Harper, Tommy | OF/Coach | 2010 | 1972-74, 1980-85, 2000 |
| Harrington, John | Executive | 2002 | 1973-2002 |
| Hooper, Harry* | RF | 1997 | 1909-20 |
| Hughson, Tex | RHP | 2002 | 1941-44, 1946-49 |
| Hurst, Bruce | LHP | 2004 | 1980-88 |
| Kasko, Eddie | SS/Manager/Executive | 2010 | 1966-94 |
| Kennedy, Sr., Ed | Executive | 2008 | 1948-91 |
| Kinder, Ellis | RHP | 2006 | 1948-55 |
| Jensen, Jackie | RF | 2000 | 1954-59, 1961 |
| Lee, Bill | LHP | 2008 | 1969-78 |
| Leonard, Dutch | LHP | 2012 | 1913-18 |
| Lewis, Duffy | LF | 2002 | 1910-17 |
| Lonborg, Jim | RHP | 2002 | 1965-71 |
| Lucchino, Larry | President/CEO | 2016 | 2002-2015 |
| Lynn, Fred | CF | 2002 | 1974-80 |
| Malzone, Frank | 3B | 1995 | 1955-65 |
| Martin, Ned | Broadcaster | 2000 | 1961-92 |

* Elected to National Baseball Hall of Fame prior to the Red Sox Hall of Fame.

%Curt Gowdy was awarded the Ford C. Frick Award in 1984.

Red Sox Hall of Fame/Cooperstown, Continued

| | | | |
|---------------------------|-------------------|-------------|-------------------------------|
| Martinez, Pedro* | RHP | 2014 | 1998-2004 |
| Monbouquette, Bill | RHP | 2000 | 1958-65 |
| Mondor, Ben | PawSox Owner | 2004 | 1977-2010 |
| Mooney, Joe | Groundskeeper | 2012 | 1970- |
| Morgan, Joe | Coach/Manager | 2006 | 1988-91 |
| O'Connell, Dick | Executive | 1997 | 1949-77 |
| Parnell, Mel | LHP | 1997 | 1947-56 |
| Pennock, Herb* | LHP/Coach | 1995 | 1915-22, 1934, 1936-39 |
| Pesky, Johnny | SS/3B/Coach | 1995 | 1942, 1946-52, 1975-84 |
| Petrocelli, Rico | SS/3B | 1997 | 1963, 1965-76 |
| Piersall, Jimmy | CF | 2010 | 1950, 1952-58 |
| Radatz, Dick | RHP | 1997 | 1962-66 |
| Remy, Jerry | 2B | 2006 | 1978-84 |
| Rice, Jim | LF/Coach | 1995 | 1974-89, 1995-2000 |
| Ruffing, Red* | RHP | 1995 | 1924-30 |
| Runnels, Pete | 1B/2B/Coach | 2004 | 1958-62, 1965-66 |
| Ruth, Babe* | LHP/OF | 1995 | 1914-19 |
| Schilling, Curt | RHP | 2012 | 2004-07 |
| Scott, Everett | SS | 2008 | 1914-21 |
| Scott, George | 1B | 2006 | 1966-71, 1977-79 |
| Smith, Reggie | CF/RF | 2000 | 1966-73 |
| Speaker, Tris* | CF | 2000 | 1907-15 |
| Stanley, Bob | RHP | 2000 | 1977-89 |
| Stephens, Vern | SS | 2006 | 1948-52 |
| Sullivan, Frank | RHP | 2008 | 1953-60 |
| Sullivan, Haywood | C/Executive | 2004 | 1966-93 |
| Taylor, John I. | Owner | 2012 | 1904-11 |
| Tiant, Luis | RHP | 1997 | 1971-78 |
| Valentin, John | SS/3B | 2010 | 1992-2001 |
| Varitek, Jason | C | 2016 | 1997-2011 |
| Vaughn, Mo | 1B | 2008 | 1991-98 |
| Wakefield, Tim | RHP | 2016 | 1995-2011 |
| Williams, Dick | OF/Manager | 2006 | 1963-64, 1967-69 |
| Williams, Ted* | LF | 1995 | 1939-60 |
| Wood, Smoky Joe | RHP | 1995 | 1908-15 |
| Yastrzemski, Carl* | LF | 1995 | 1961-83 |
| Yawkey, Jean | Owner | 1995 | 1976-92 |
| Yawkey, Tom* | Owner | 1995 | 1933-76 |
| Young, Cy* | RHP | 1997 | 1901-08 |
| Zimmer, Don | Coach/Manager | 2010 | 1974-80, 1992 |

CLASS INDUCTEES

| | |
|------|--|
| 1995 | Tony Conigliaro, Joe Cronin, Dom DiMaggio, Bobby Doerr, Rick Ferrell, Frank Malzone, Herb Pennock, Johnny Pesky, Jim Rice, Red Ruffing, Babe Ruth, Ted Williams, Smoky Joe Wood, Carl Yastrzemski, Jean Yawkey, Tom Yawkey |
| 1997 | Carlton Fisk, Jimmie Foxx, Harry Hooper, Dick O'Connell, Mel Parnell, Rico Petrocelli, Dick Radatz, Luis Tiant, Cy Young |
| 2000 | Ken Coleman, Dwight Evans, Larry Gardner, Curt Gowdy, Jackie Jensen, Ned Martin, Bill Monbouquette, Reggie Smith, Tris Speaker, Bob Stanley |
| 2002 | Rick Burleson, Boo Ferriss, Lou Gorman, Lefty Grove, John Harrington, Tex Hughson, Duffy Lewis, Jim Lonborg, Fred Lynn |
| 2004 | Wade Boggs, Bill Carrigan, Jimmy Collins, Dennis Eckersley, Billy Goodman, Bruce Hurst, Ben Mondor, Pete Runnels, Haywood Sullivan |
| 2006 | Dick Bresciani, Eddie Collins, Ellis Kinder, Joe Morgan, Jerry Remy, George Scott, Vern Stephens, Dick Williams |
| 2008 | George Digby, Wes Ferrell, Mike Greenwell, Ed Kenney Sr., Bill Lee, Everett Scott, Frank Sullivan, Mo Vaughn |
| 2010 | Tommy Harper, Eddie Kasko, Jimmy Piersall, John Valentin, Don Zimmer |
| 2012 | Marty Barrett, Ellis Burks, Joe Dobson, Dutch Leonard, Joe Mooney, Curt Schilling, John I. Taylor |
| 2014 | Joe Castiglione, Roger Clemens, Nomar Garciaparra, Pedro Martinez |
| 2016 | Ira Flagstead, Larry Lucchino, Jason Varitek, Tim Wakefield |

Red Sox Hall of Fame/Cooperstown, Continued

2018 Red Sox Hall of Fame Class

Former Red Sox players Kevin Youkilis, Derek Lowe, Mike Lowell, and the late John Frank “Buck” Freeman have been selected as the 2018 Red Sox Hall of Fame inductees. Alphonso “Al” Green, who has spent the last 44 years working with the Red Sox, has been chosen as the non-uniformed inductee.

In addition, the major league debut of Pumpsie Green, who became the first African American player in Red Sox history on July 21, 1959, has been selected as the “Memorable Red Sox Moment,” a moment in Red Sox history that is regarded for its special significance.

The Class of 2018 will be honored at a Red Sox Foundation gala on May 24 at the Westin Copley Place in Boston. More details will be announced at a later date.

Red Sox Hall of Fame Most Memorable Moments

| YEAR | MOMENT |
|------|--|
| 2016 | David Ortiz's game-tying grand slam in Game 2 of the 2013 ALCS vs. the Detroit Tigers. |
| 2014 | Pedro Martinez's 17-strikeout, one-hit game vs. the Yankees in New York on 9/10/99. |
| 2012 | Final game of 1967 season (10/1) when Red Sox clinched the pennant, featuring Carl Yastrzemski and Jim Lonborg. |
| 2010 | Tom Brunansky's sliding catch vs. CWS to end the season and clinch the AL East on 10/3/1990. |
| 2008 | Ted Williams' last HR on his final at-bat, 9/28/1960 at Fenway Park. |
| 2008 | Curt Schilling's 10/19/2004 ALCS Game 6 win in Yankee Stadium. |
| 2006 | Dave Roberts' 9th-inning stolen base in Game 4 of the 2004 ALCS in Fenway Park. |
| 2004 | Bernie Carbo's 2-out, pinch-hit, game-tying, 3-run HR in the 8th inning of Game 6 in the 1975 WS vs. the Cincinnati Reds in Fenway Park. |
| 2002 | Earl Wilson's no-hit game vs. the Los Angeles Angels on 6/26/1962 in Fenway Park, the 1st by an African American in AL history. |
| 2000 | Dave Henderson's 9th-inning, 2-out, go-ahead HR in Game 5 of the 1986 ALCS in Anaheim. |
| 1997 | Carlton Fisk's 12th-inning, winning HR in Game 6, the 1975 WS vs Cincinnati. |
| 1995 | Roger Clemens' 1st ML record 20-K game 4/29/1986 vs. Seattle in Fenway Park. |

Other Red Sox in Cooperstown

In addition to the 20 players who are also in the Red Sox Hall of Fame, 16 other National Baseball Hall of Famers appeared in at least 1 game in a Red Sox uniform:

| PLAYER | POSITION | RED SOX YEARS | GAMES | INDUCTED |
|------------------|----------|---------------|-------|----------|
| Jesse Burkett | OF | 1905 | 149 | 1946 |
| Jack Chesbro | P | 1909 | 1 | 1946 |
| Al Simmons | OF | 1943 | 40 | 1953 |
| Heinie Manush | OF | 1936 | 82 | 1964 |
| Waite Hoyt | P | 1919-20 | 35 | 1969 |
| Lou Boudreau | SS | 1951-52 | 86 | 1970 |
| George Kell | 2B-OF | 1952-54 | 235 | 1983 |
| Juan Marichal | P | 1974 | 11 | 1983 |
| Luis Aparicio | SS | 1971-73 | 367 | 1984 |
| Ferguson Jenkins | P | 1976-77 | 58 | 1991 |
| Tom Seaver | P | 1986 | 16 | 1992 |
| Orlando Cepeda | DH | 1973 | 142 | 1999 |
| Tony Perez | 1B | 1980-82 | 304 | 2000 |
| Rickey Henderson | OF | 2002 | 72 | 2009 |
| Andre Dawson | OF | 1993-94 | 196 | 2010 |
| John Smoltz | P | 2009 | 8 | 2015 |

In addition to Jimmy Collins and Joe Cronin, 9 other National Baseball Hall of Famers have managed the Red Sox:

| MANAGER | RED SOX YEARS | GAMES | INDUCTED |
|---------------|---------------|--|----------|
| Cy Young | 1907 | 6 | 1937 |
| Hugh Duffy | 1921-22 | 308 | 1945 |
| Frank Chance | 1923 | 154 | 1946 |
| Ed Barrow | 1918-20 | 418 | 1953 |
| Joe McCarthy | 1948-50 | 369 | 1957 |
| Lou Boudreau | 1952-54 | 463 | 1970 |
| Bucky Harris | 1934 | 153 | 1975 |
| Billy Herman | 1964-66 | 310 (includes 2 gms as interim mgr. in 1964) | 1975 |
| Dick Williams | 1967-69 | 477 | 2008 |

Retired Numbers

The Red Sox first wore numbers on their uniforms in 1931. In 1997 the Red Sox retired No. 42, joining the rest of MLB in honoring the legacy of Jackie Robinson. The organization has retired 10 additional numbers: **1** (Bobby Doerr), **4** (Joe Cronin), **6** (Johnny Pesky), **8** (Carl Yastrzemski), **9** (Ted Williams), **14** (Jim Rice), **26** (Wade Boggs), **27** (Carlton Fisk), **34** (David Ortiz), and **45** (Pedro Martinez).



26-Wade Boggs, 3B

Born: June 15, 1958 in Omaha, NE
Batted/Threw: Left/Right
Number formally retired: May 26, 2016
Red Sox Player: 1982-92

Playing Record

| | AVG | G | AB | R | H | 2B | 3B | HR | TB | RBI | BB | SO | SB |
|---------------------|------|------|------|------|------|-----|----|-----|------|------|------|-----|----|
| Red Sox Totals | .338 | 1625 | 6213 | 1067 | 2098 | 422 | 47 | 85 | 2869 | 687 | 1004 | 470 | 16 |
| Major League Totals | .328 | 2440 | 9180 | 1513 | 3010 | 578 | 61 | 118 | 4064 | 1014 | 1412 | 745 | 24 |

Career Highlights

Was a 1st-ballot inductee into the National Baseball Hall of Fame in 2005...With the Red Sox, was an 8-time All-Star (1985-92), won 5 batting titles (1983, '85-88), led the AL in OBP 6 times (1983, '85-89), won 6 Silver Slugger Awards (1983, '86-89, '91), and recorded 200+ hits a franchise-record 7 times (1983-89)...Started 7 straight All-Star Games from 1986-92...During his Boston career (1982-92), led all major leaguers in AVG (.338), hits (2,098), doubles (422), OBP (.428), and times on base (3,124), and paced the AL in walks (1,004) and OPS (.890)...Ranks 2nd in Sox history in AVG behind only Ted Williams, and is 3rd in OBP behind only Williams and Jimmie Foxx...Has played more games at 3B than any other player in club history (1,520)...Led Boston in both hits and AVG in 9 straight years (1983-91)...In 1985 established still-standing club records in hits (240) and multi-hit games (72)...His 135 games with at least 1 hit in 1985 are still tied for the single-season major league record...Toted at least 200 hits and 100 walks in 4 straight seasons (1986-89), still the longest streak in big league history...Holds the all-time record for seasons leading the AL in intentional walks (6, 1987-92)...Also played with the Yankees (1993-97) and Devil Rays (1998-99)...Became the 23rd member of the 3,000-hit club with a home run on 8/7/99 vs. Cleveland...Is the all-time leader among major league third basemen in times on base (4,445), ranks second at the position in AVG and hits (3,010), and is 3rd in doubles (578), runs scored (1,513), and OBP (.415).



4-Joe Cronin, SS-Mgr.

Born: October 12, 1906 in San Francisco, CA
Died: September 7, 1984 in Osterville, MA
Batted/Threw: Right/Right
Number formally retired: May 29, 1984

Red Sox Player: 1935-45
Red Sox Manager: 1935-47
Red Sox GM: 1948-58

Playing Record

| | AVG | G | AB | R | H | 2B | 3B | HR | TB | RBI | BB | SO | SB |
|---------------------|------|------|------|------|------|-----|-----|-----|------|------|------|-----|----|
| Red Sox Totals | .300 | 1134 | 3892 | 645 | 1168 | 270 | 44 | 119 | 1883 | 737 | 585 | 408 | 31 |
| Major League Totals | .301 | 2124 | 7579 | 1233 | 2285 | 515 | 118 | 170 | 3546 | 1424 | 1059 | 700 | 87 |


Managerial Record

| | W | L | PCT |
|---------------------|------|------|------|
| Red Sox Totals | 1071 | 916 | .539 |
| Major League Totals | 1236 | 1055 | .540 |

Career Highlights

1st modern-day player to become a league president...Compiled a .301 AVG in 20 major league seasons...Participated in 12 All-Star Games for AL: player in 6 (1933-35-37-38-39-41), player/manager in 1 (1934), manager in 2 (1940 and 1947), coach in 2 (1936 and 1944), & Honorary Captain in 1 (1983)...The AL won 9 of the 12 games in which he took part...Spent 24 seasons with Red Sox as player, manager and general manager...Managed the Red Sox for 13 seasons (1935-47), most in team history...Leads all Red Sox managers with 1,071 wins (Mike Higgins is 2nd with 543)...Member of Pirates' 1927 World Series team but did not play; ...AL MVP in 1930 at the age of 23 with Senators...Led AL in triples in 1932; led AL in doubles in 1933 and 1938...Managed Senators to AL pennant in first season as player/manager in 1933...Sold to Red Sox after 1934 season for \$250,000 (a tremendous amount in the Depression era) (Red Sox also sent SS Lyn Lary to Washington to complete deal)...In 1940, was named to manage AL All-Star team after league officials ruled Yankees manager Joe McCarthy had managed too many consecutive games (4)...Became 1st player to hit pinch homers in both games of a double-header, June 17, 1943 (in a stretch when he hit three 3-run pinch homers in 4 at-bats)...Holds AL record with 5 pinch-hit home runs in 1943...Playing career ended with a broken leg at Yankee Stadium, 4/19/1945...Managed Red Sox to AL pennant in 1946...Promoted to Red Sox general manager, 9/29/1947...Elected to National Baseball HOF in 1956...Named AL President, 1/31/1959...Named AL Chairman, 1/1/1974...Formally inducted into the Red Sox Hall of Fame, 11/1/1995.

Retired Numbers, Continued



1-Bobby Doerr, 2B

Born: April 7, 1918 in Los Angeles, CA
Died: November 13, 2017 in Junction City, OR
Batted/Threw: Right/Right
Number formally retired: May 21, 1988

Red Sox Player: 1937-44, '46-'51
Red Sox Coach: 1967-69

Playing Record

| | AVG | G | AB | R | H | 2B | 3B | HR | TB | RBI | BB | SO | SB |
|---------------------|------|------|------|------|------|-----|----|-----|------|------|-----|-----|----|
| Red Sox Totals | .288 | 1865 | 7093 | 1094 | 2042 | 381 | 89 | 223 | 3270 | 1247 | 809 | 608 | 54 |
| Major League Totals | .288 | 1865 | 7093 | 1094 | 2042 | 381 | 89 | 223 | 3270 | 1247 | 809 | 608 | 54 |

Career Highlights

Ranks among all-time Red Sox leaders in runs, hits, singles, doubles, triples, home runs, RBI, walks, sacrifice hits, extra-base hits, total bases and times on base...Named to All-Star Game 9 times (5 times as starter)...Played 14 seasons with the Red Sox (1937-44, 1946-51), before retiring due to back injury...Had 6 100-RBI seasons, the last in 1950; it would be 26 years before another 2nd baseman would drive in 100 runs (Joe Morgan in 1976)...Led AL with a .528 SLG in 1944...Named *The Sporting News* AL Player of the Year in 1944...Only Red Sox to hit for cycle twice (5/17/44 vs. St. Louis, 5/13/47 vs. Chicago)...Hit .409 (9-22) in 1946 World Series to lead team...Had a home run and 2 RBI in 1948 one-game AL playoff vs. Cleveland...Tied Dom DiMaggio for AL lead with 11 triples in 1950...Coached for Red Sox (1967-69) and Blue Jays (1977-81)...Elected to National Baseball Hall of Fame in 1986...Nine-time AL All-Star and also served as Honorary Captain for the 1988 All-Star Game...Formally inducted into the Red Sox Hall of Fame, 11/11/1995.



27-Carlton Fisk, C

Born: December 26, 1947 in Bellows Falls, VT
Batted/Threw: Right/Right
Number formally retired: September 4, 2000
Red Sox Player: 1969, 1971-80

Playing Record

| | AVG | G | AB | R | H | 2B | 3B | HR | TB | RBI | BB | SO | SB |
|---------------------|------|------|------|------|------|-----|----|-----|------|------|-----|------|-----|
| Red Sox Totals | .284 | 1078 | 3860 | 627 | 1097 | 207 | 33 | 162 | 1856 | 568 | 389 | 588 | 61 |
| Major League Totals | .269 | 2499 | 8756 | 1276 | 2356 | 421 | 47 | 376 | 3999 | 1330 | 849 | 1386 | 128 |

Career Highlights

Retired with the most games (2,226) and HR (351 of career 376) of any catcher in ML history...After 24 seasons, retired as 1 of 3 catchers in ML history with 300 HR, 1,000 runs scored and 1,000 RBI...Was all-time Red Sox leader in games caught (990) until broken by Jason Varitek in 2006 and second in putouts (5,111)...Overall appeared in 11 All-Star Games, his last in 1991 at the age of 43...A 7-time All-Star (1972-74, 76-78, 80) for Boston, he was voted to start 4 times as a Red Sox...1st unanimous winner of the AL Rookie of the Year Award in 1972...Tied for AL in triples with 9 in 1972...Won the 1972 AL Rawlings Gold Glove Award for defensive excellence...Hit game-winning 12th-inning home run in Game 6 of the 1975 World Series, remembered as one of the most dramatic moments in baseball history...Became just the 5th catcher in major league history to score and drive in 100 or more runs in 1977, when he hit .315 with 106 runs scored and 102 RBI...Set the ML record in 1977 with only 4 passed balls in 151 games (broken by Gary Carter, 1 with Montreal in 1978)...Inducted into the Boston Red Sox Hall of Fame on 9/8/1997...Named AL Honorary Captain for the 1999 All-Star Game at Fenway Park...Became the 13th catcher to be inducted into the National Baseball Hall of Fame in Cooperstown, NY on 7/23/2000.



45-Pedro Martinez, RHP

Born: October 25, 1971 in Managuayabo, DR
Batted/Threw: Right/Right
Number formally retired: July 28, 2015
Red Sox Player: 1998-2004

Playing Record

| | W-L | ERA | G | GS | CG | SHO | IP | H | R | ER | HR | BB | SO |
|---------------------|---------|------|-----|-----|----|-----|--------|------|------|-----|-----|-----|------|
| Red Sox Totals | 117-37 | 2.52 | 203 | 201 | 22 | 8 | 1383.2 | 1044 | 428 | 387 | 103 | 309 | 1683 |
| Major League Totals | 219-100 | 2.93 | 476 | 409 | 46 | 17 | 2827.1 | 2221 | 1006 | 919 | 239 | 760 | 3154 |

Career Highlights

First pitcher, and first foreign-born player, to have number retired by Red Sox...Went 117-37, 2.52 ERA in 7 years with Boston (1998-2004)...Owns best win pct. in team history (.760)...Also tops club records (min. 1,000 IP) with 10.95 SO/9 IP and a .206 opponent AVG...Ranks among top Sox pitchers in SO (1,683), wins (117), and ERA...Won 2 Cy Young Awards with Boston and 3 in career...Was an 8-time All-Star, 4 with the Red Sox...Was key part of 2004 team that brought a World Series title to Boston for the 1st time since 1918...During tenure with Boston, was MLB leader in win pct., ERA, opponent AVG, opponent OPS (.578), and WHIP (0.98), and also AL leader in SO rate...Was starter, winner, and MVP of memorable 1999 All-Star Game at Fenway Park, striking out 5 of 6 batters faced: Larkin, Walker, McGwire, Sosa, Bagwell (Williams reached on error and was caught stealing)...Career .687 winning pct. (219-100) ranks 2nd since 1900 (more than 250 dec.)...Best career opponent OBP (.276) in the live ball era (since 1920) and 2nd-best opponent AVG (.214) - min. 2,500 IP...Led MLB in ERA a record 5 times, including 4 of first 5 years with Red Sox: 1999 (2.07), 2000 (1.74), 2002 (2.26), and 2003 (2.22)...Won AL strikeout title in 1999 (313), 2000 (284), and 2002 (239)...Was unanimous AL Cy Young Award winner in back-to-back seasons, 1999 and 2000...Won AL pitching Triple Crown in 1999 with Red Sox-record 313 SO in 213.1 IP, and set MLB record striking out 38% pct. of batters faced...His 1.74 ERA in 2000 is the best by an AL pitcher since 1968...Also established modern MLB records for lowest opponent AVG (.167), lowest opponent OBP (.213), and WHIP (0.74) in 2000...Inducted into the Boston Red Sox Hall of Fame on 8/14/2014... Became the 2nd Dominican-born player to be inducted into the National Baseball Hall of Fame in Cooperstown, NY on 7/26/2015 (joining Juan Marichal)...Last game of Red Sox playing career was his World Series victory in Game 3 in St. Louis in 2004.



34-David Ortiz, DH/1B

Born: November 18, 1975 in Santo Domingo, DR
Batted/Threw: Left/Left
Number formally retired: June 23, 2017
Red Sox Player: 2003-16

Playing Record

| | AVG | G | AB | R | H | 2B | 3B | HR | TB | RBI | BB | SO | SB |
|---------------------|------|------|------|------|------|-----|----|-----|------|------|------|------|----|
| Red Sox Totals | .290 | 1953 | 7163 | 1204 | 2079 | 524 | 16 | 483 | 4084 | 1530 | 1133 | 1411 | 13 |
| Major League Totals | .286 | 2408 | 8640 | 1419 | 2472 | 632 | 19 | 541 | 4765 | 1768 | 1319 | 1750 | 17 |

Career Highlights

Is the franchise's only 3-time World Series champion in the post-World War I era, having led the club to a World Series title in 2004, 2007, and 2013...Became just the 7th player to appear in 14 consecutive seasons for BOS (2003-16), joining Carl Yastrzemski (23), Dwight Evans (19), Tim Wakefield (17), Jim Rice (16), Jason Varitek (15), and Ted Williams (15)...Hit 483 HR with the Red Sox, trailing only Ted Williams (521) on the franchise's all-time list...Ranks among all-time club leaders in RBI, hits, doubles, extra-base hits, runs scored, walks, total bases, times on base, and games played...Has the most walk-off HR (10) in franchise history...His 17 game-ending RBI also rank 1st in franchise history (source: Elias Sports Bureau)...Recorded a ML-leading 127 RBI in 2016, his 10th with 100+ RBI, passing Ted Williams for the most such seasons in Red Sox history...Is 1 of only 5 players to record as many as 10 seasons with 30+ HR and 100+ RBI for a single team (also Babe Ruth, Lou Gehrig, Hank Aaron, and Albert Pujols)...Holds Red Sox records for postseason games (76), runs (51), hits (80), doubles (19), HR (17), extra-base hits (38), RBI (57), total bases (154), and walks (59)...Won Games 4 and 5 of the 2004 ALCS with walk-off hits in BOS' historic comeback from a 3-0 deficit in the best-of-7 series vs. NYY...Hit a game-tying grand slam in the 8th inning of a 6-5 win in Game 2 of the 2013 ALCS vs. DET...Among ML players with at least 50 plate appearances in the Fall Classic, owns the best-ever World Series AVG (.455), OBP (.576), and SLG (.795)...Leads all DH in games (2,029), hits (2,191), doubles (557), HR (485), extra-base hits (1,060), total bases (4,239), and RBI (1,569)...Was honored with the 2011 Roberto Clemente Award, MLB's highest honor for those who represent the game of baseball through positive contributions on and off the field.

History

Retired Numbers, Continued



6-Johnny Pesky, SS-3B

Born: February 27, 1919 in Portland, OR

Died: August 13, 2012 in Danvers, MA

Batted/Threw: Left/Right

Number formally retired: September 28, 2008

Red Sox Player: 1942, 1946-52

Red Sox Manager: 1963-64, '80

Red Sox Broadcaster: 1969-74

Red Sox Coach: 1975-84

Playing Record

| | AVG | G | AB | R | H | 2B | 3B | HR | TB | RBI | BB | SO | SB |
|---------------------|------|------|------|-----|------|-----|----|----|------|-----|-----|-----|----|
| Red Sox Totals | .313 | 1029 | 4085 | 776 | 1277 | 196 | 46 | 13 | 1604 | 361 | 581 | 189 | 48 |
| Major League Totals | .307 | 1270 | 4745 | 867 | 1455 | 226 | 50 | 17 | 1820 | 404 | 662 | 218 | 53 |

Managerial Record

| | W | L | PCT |
|---------------------|-----|-----|------|
| Red Sox Totals | 147 | 179 | .451 |
| Major League Totals | 147 | 179 | .451 |

Career Highlights

Ranks among Boston's career leaders in OBP, runs and at-bats per strikeout...Ranks 8th with all-time .313 AVG with Red Sox (min. 2000 PA)...Led AL with over 200 hits in 1st 3 Red Sox seasons, 1st ML player to do so... Led ML with 205 hits in 1942, club rookie record until Garciaparra's 209 in 1997...3, 200-hit seasons were Red Sox record until surpassed by Boggs (7) and Rice (4)...Batted .331 in rookie 1942 season, 2nd behind Ted Williams (.356) in the AL...Scored an AL record 6 runs 5/8/1946 vs. Chicago...Coached Triple-A Denver in 1955 and managed in the Detroit system with 5 teams, 1956-60...Spent part of 1959 managing the Cinco Estrellas of the Nicaraguan Winter League...Managed the Seattle Rainiers of the Pacific Coast League in Red Sox system, 1961-62...Managed Boston 1963-64 and the last 5 games of 1980, compiling an overall 147-179 record (.451)...Was a coach with the Pirates, 1965-67...Managed Pittsburgh's Triple-A Columbus club in 1968...Was Red Sox radio/TV analyst, 1969-74...Red Sox first base coach, 1975-84...Served as special assistant to Red Sox general manager, 1985-92...Interim manager at Triple-A Pawtucket for part of 1990 season...Served as special assistant for Red Sox player development, 1993-99...Inducted into the inaugural class of the Red Sox Hall of Fame in 1995... Named Red Sox special assignment instructor in 2000...Fenway Park's right-field foul pole officially dedicated Pesky Pole on 9/27/2006. 2012 was Pesky's 61st season with the Red Sox organization.



14-Jim Rice, LF

Born: March 8, 1953 in Anderson, SC

Batted/Threw: Right/Right

Number formally retired: July 28, 2009

Red Sox Player: 1974-89

Red Sox Coach: 1995-00

Playing Record

| | AVG | G | AB | R | H | 2B | 3B | HR | TB | RBI | BB | SO | SB |
|---------------------|------|------|------|------|------|-----|----|-----|------|------|-----|------|----|
| Red Sox Totals | .298 | 2089 | 8225 | 1249 | 2452 | 373 | 79 | 382 | 4129 | 1451 | 670 | 1423 | 58 |
| Major League Totals | .298 | 2089 | 8225 | 1249 | 2452 | 373 | 79 | 382 | 4129 | 1451 | 670 | 1423 | 58 |

Career Highlights

Ranks among all-time Red Sox leaders in runs, hits, singles, doubles, triples, home runs, runs batted in, walks, slugging pct., hits by pitch, extra-base hits, total bases and times on base...An 8-time All-Star (1977-80, 80, 83-86), he was voted to start 4 times...Only AL player to reach 400 TB since 1937 (406 in 1978)...Hit 20 or more home runs 11 times and drove in 100 runs 8 times...Had 2 3-HR games...Had 4, 200-hit seasons; only player to have 3 straight 35-homer, 200-hit years (1977-79)...Led AL in total bases 3 straight years (1977-79) to tie Ted Williams and Ty Cobb for AL record...Led AL in total bases in 1977 (382), 1979 (369) and 1983 (344)...Led the ML in home runs (46), RBI (139), triples (15), total bases (406), hits (213) and slugging pct. (.600) in 1978; became the only player to lead either league in HR, 3B and RBI in same season...Named AL MVP and AL Player of the Year by *The Sporting News* in 1978...Led AL in at-bats (677), games (163) and extra-base hits (86) in 1978... Named to the AL All-Star team by *The Sporting News*, UPI and AP in 1978...Named winner of the Thomas A. Yawkey Red Sox MVP Award by the Boston Writers in 1978...Tied for AL lead in RBI (126) in 1983...Was Red Sox roving minor league hitting instructor, 1992-94...Inducted into the inaugural class of the Red Sox Hall of Fame in 1995...Was Red Sox hitting coach, 1995-2000...Selected as a coach for the 1999 All-Star Game at Fenway Park... Inducted into the Ted Williams Hitters Hall of Fame in 2001...Elected to National Baseball Hall of Fame in 2009.



9-Ted Williams, LF

Born: August 30, 1918 in San Diego, CA
Died: July 5, 2002 in Inverness, FL
Batted/Threw: Left/Right
Number formally retired: May 29, 1984
Red Sox Player: 1939-42, 1946-60

Playing Record


| | AVG | G | AB | R | H | 2B | 3B | HR | TB | RBI | BB | SO | SB |
|---------------------|------|------|------|------|------|-----|----|-----|------|------|------|-----|----|
| Red Sox Totals | .344 | 2292 | 7706 | 1798 | 2654 | 525 | 71 | 521 | 4884 | 1839 | 2021 | 709 | 24 |
| Major League Totals | .344 | 2292 | 7706 | 1798 | 2654 | 525 | 71 | 521 | 4884 | 1839 | 2021 | 709 | 24 |

Managerial Record

| | W | L | PCT |
|---------------------|-----|-----|------|
| Major League Totals | 273 | 364 | .429 |

Career Highlights

Was an 18-time AL All-Star...Holds ML rookie record for most RBI with 145...Hit a Red Sox record 17 grand slams...Tied for AL record with Babe Ruth, Reggie Jackson, and Alex Rodriguez with 20 or more home runs in 16 seasons...Holds ML career record with .482 career on-base percentage...2nd all-time with a .634 career slugging percentage (Babe Ruth .690)...One of 4 players to have stolen bases in 4 decades, also Tim Lincecum, Sr., Rickey Henderson, and Omar Vizquel...Holds ML record for most successive times reaching base safely, 16, in Sept. 1957 (2 1B, 4 HR, 9 BB, 1 HBP)...Holds ML record for most consecutive years leading in walks, 6...Led AL in total bases in 5 seasons (1939, 42, 46-47, 51)...Led AL in on-base percentage in 12 seasons (1940-42, 46-49, 51, 54, 56-58)...Led AL in walks in 8 seasons (1941-42, 46-49, 51, 54)...Led AL in slugging in 9 seasons (1941-42, 46-49, 51, 54, 57)...Led AL in batting in 6 seasons (1941-42, 47-48, 57-58)...Led AL in home runs in 4 seasons (1941-42, 47, 49)...*The Sporting News* No. 1 Major League Player 5 times (1941-42, 47, 49, 57)...Won AL Triple Crown twice (1942, 47)...Hit for the cycle, 7/21/1946...Is the last ML player ever to hit .400 in a season with a .406 AVG in 1941...Named AL Most Valuable Player in 1946 and 1949...Hit 3 home runs in a game twice in 1957, 5/8 and 6/13 (also 7/14/1946)...Oldest player to win batting title with .388 AVG in 1957 at age 39...Won again in 1958 at age 40...Named Major League Baseball's Player of the Decade for the 1950's...Elected to National Baseball Hall of Fame in 1966...Named to starting outfield on Greatest Living Team, 1969...Voted Greatest Red Sox Player of all time by fans, 1969 and 1982...Managed Wash.-Texas, 1969-72 (Wash. - 219-264; Texas - 54-100)...Named Red Sox Consultant, Organizational Hitting Instructor, 1978...Member of Hall of Fame's Committee on Veterans, 1986-2002...Formally inducted into the Red Sox Hall of Fame, 11/1/1995.



8-Carl Yastrzemski, LF-1B

Born: August 22, 1939 in Southampton LI, NY
Batted/Threw: Left/Right
Number formally retired: August 6, 1989
Red Sox Player: 1961-83

Playing Record

| | AVG | G | AB | R | H | 2B | 3B | HR | TB | RBI | BB | SO | SB |
|---------------------|------|------|-------|------|------|-----|----|-----|------|------|------|------|-----|
| Red Sox Totals | .285 | 3308 | 11988 | 1816 | 3419 | 646 | 59 | 452 | 5539 | 1844 | 1845 | 1393 | 168 |
| Major League Totals | .285 | 3308 | 11988 | 1816 | 3419 | 646 | 59 | 452 | 5539 | 1844 | 1845 | 1393 | 168 |

Career Highlights

Set AL record with 3,308 games played, 11,988 at-bats and 13,990 plate appearances...1st AL player with 400 homers and 3,000 hits (Cal Ripken, Jr. reached the plateau in 2000)...Shares the ML record w/Brooks Robinson for playing 23 consecutive seasons with a single club...AL record 20 consecutive seasons with 100 or more games played...2nd player to get 100 hits in 22 years (with Ty Cobb), Pete Rose became the 3rd in 1984...Only player to collect 100 hits in his first 20 years...2nd to play in 100 games in 22 Years, AL Record (H. Aaron also 22, Rose ML Record, 23)...Was 18-time AL All-Star...Held AL record with 190 career intentional walks until mark was broken by George Brett (228)...Led AL outfielders in assists a record 7 times...Totaled 195 outfield assists in his career...Earned 7 Gold Glove Awards...Led AL in batting AVG in 1963 (.321), 1967 (.326) and 1968 (.301)...Led AL in slugging percentage in 1965 (.536), 1967 (.622) and 1970 (.592)...Led AL in total bases in 1967 (360) and 70 (335)...AL Most Valuable Player and Triple Crown winner in 1967...*The Sporting News* AL Player of the Year, 1967...Sporting News No. 1 Major League Player, 1967...Selected Outstanding Player of 1970 All-Star Game...Led AL in sacrifice flies in 1972 (9) and 1977 (11)...Tied ML record with 5 homers in 2 consecutive games, 5/19-20/1976...Held Red Sox outfield record with 354 consecutive errorless chances, 7/28/1976-4/7/1978, until Coco Crisp exceeded the mark with 429 total chances, 7/21/2006-8/7/2007...Tied ML record with a 1.000 outfield fielding percentage in 1977...Received the Joe Cronin AL Award for Significant Achievement in 1979...Was AL Honorary Captain for the 1989 All-Star Game...Elected to National Baseball Hall of Fame in 1989...With Johnny Bench became the 18th and 19th players elected to Hall of Fame on 1st ballot...Received 95 percent of Hall of Fame vote, at the time the 7th-highest total in history...1st Little League alumnus to be elected to Hall of Fame...Formally inducted into the Red Sox Hall of Fame, 11/1/1995.

Annual Standings and Attendance

| YEAR | POS | W - L | PCT. | GA/GB | MANAGER | ATTENDANCE |
|-------------|-----------|-----------------|-------------|---------------|---|-------------------|
| 1901 | 2 | 79 - 57 | .581 | 4 | James J. Collins | 289,448 |
| 1902 | 3 | 77 - 60 | .562 | 6 1/2 | James J. Collins | 348,567 |
| 1903 | 1F | 91 - 47 | .659 | 14 1/2 | James J. Collins | 379,338 |
| 1904 | 1 | 95 - 59 | .617 | 1 1/2 | James J. Collins | *623,295 |
| 1905 | 4 | 78 - 74 | .513 | 16 | James J. Collins | 466,828 |
| 1906 | 8 | 49 - 105 | .318 | 45 1/2 | Collins, Charles S. Stahl | 410,209 |
| 1907 | 7 | 59 - 90 | .396 | 32 1/2 | G. Huff, B. Unglaub, C. Young, J. McGuire | 436,777 |
| 1908 | 5 | 75 - 79 | .487 | 15 1/2 | McGuire, Fred Lake | 473,048 |
| 1909 | 3 | 88 - 63 | .583 | 9 1/2 | Fred Lake | 668,965 |
| 1910 | 4 | 81 - 72 | .529 | 22 1/2 | Patrick J. Donovan | 584,619 |
| 1911 | 5 | 78 - 75 | .510 | 24 | Patrick J. Donovan | 503,961 |
| 1912 | 1F | 105 - 47 | .691 | 14 | J. Garland (Jake) Stahl | 597,096 |
| 1913 | 4 | 79 - 71 | .527 | 15 1/2 | Stahl, William F. Carrigan | 437,194 |
| 1914 | 2 | 91 - 62 | .595 | 8 1/2 | William F. Carrigan | *481,359 |
| 1915 | 1F | 101 - 50 | .669 | 2 1/2 | William F. Carrigan | *539,885 |
| 1916 | 1F | 91 - 63 | .591 | 2 | William F. Carrigan | 496,397 |
| 1917 | 2 | 90 - 62 | .592 | 9 | John J. Barry | 387,856 |
| 1918 | 1F | 75 - 51 | .595 | 2 1/2 | Edward G. Barrow | 249,513 |
| 1919 | 6 | 66 - 71 | .482 | 20 1/2 | Edward G. Barrow | 417,291 |
| 1920 | 5 | 72 - 81 | .471 | 25 1/2 | Edward G. Barrow | 402,445 |
| 1921 | 5 | 75 - 79 | .487 | 23 1/2 | Hugh Duffy | 279,273 |
| 1922 | 8 | 61 - 93 | .396 | 33 | Hugh Duffy | 259,184 |
| 1923 | 8 | 61 - 91 | .401 | 37 | Frank L. Chance | 229,688 |
| 1924 | 7 | 67 - 87 | .435 | 25 | Lee A. Fohl | 448,556 |
| 1925 | 8 | 47 - 105 | .309 | 49 1/2 | Lee A. Fohl | 267,782 |
| 1926 | 8 | 46 - 107 | .301 | 44 1/2 | Lee A. Fohl | 285,155 |
| 1927 | 8 | 51 - 103 | .331 | 59 | William F. Carrigan | 305,275 |
| 1928 | 8 | 57 - 96 | .373 | 43 1/2 | William F. Carrigan | 396,920 |
| 1929 | 8 | 58 - 96 | .377 | 48 | William F. Carrigan | 394,620 |
| 1930 | 8 | 52 - 102 | .338 | 50 | Charles H. Wagner | 444,045 |
| 1931 | 6 | 62 - 90 | .408 | 45 | John F. (Shano) Collins | 350,975 |
| 1932 | 8 | 43 - 111 | .279 | 64 | Collins, Martin J. McManus | 182,150 |
| 1933 | 7 | 63 - 86 | .423 | 34 1/2 | Martin J. McManus | 268,715 |
| 1934 | 4 | 76 - 76 | .500 | 24 | Stanley R. (Bucky) Harris | 610,640 |
| 1935 | 4 | 78 - 75 | .510 | 16 | Joseph E. Cronin | 558,568 |
| 1936 | 6 | 74 - 80 | .481 | 28 1/2 | Joseph E. Cronin | 626,895 |
| 1937 | 5 | 80 - 72 | .526 | 21 | Joseph E. Cronin | 559,659 |
| 1938 | 2 | 88 - 61 | .591 | 9 1/2 | Joseph E. Cronin | 646,459 |
| 1939 | 2 | 89 - 62 | .589 | 17 | Joseph E. Cronin | 573,070 |
| 1940 | 4 | 82 - 72 | .532 | 8 | Joseph E. Cronin | 716,234 |
| 1941 | 2 | 84 - 70 | .545 | 17 | Joseph E. Cronin | 718,497 |
| 1942 | 2 | 93 - 59 | .612 | 9 | Joseph E. Cronin | 730,340 |
| 1943 | 7 | 68 - 84 | .447 | 29 | Joseph E. Cronin | 358,275 |
| 1944 | 4 | 77 - 77 | .500 | 12 | Joseph E. Cronin | 506,975 |
| 1945 | 7 | 71 - 83 | .461 | 17 1/2 | Joseph E. Cronin | 603,794 |
| 1946 | 1 | 104 - 50 | .675 | 12 | Joseph E. Cronin | 1,416,944 |
| 1947 | 3 | 83 - 71 | .539 | 14 | Joseph E. Cronin | 1,427,315 |
| 1948 | 2 | 96 - 59 | .619 | 1 | Joseph V. McCarthy | 1,558,798 |
| 1949 | 2 | 96 - 58 | .623 | 1 | Joseph V. McCarthy | 1,596,650 |
| 1950 | 3 | 94 - 60 | .610 | 4 | McCarthy, Stephen F. O'Neill | 1,344,080 |
| 1951 | 3 | 87 - 67 | .565 | 11 | Stephen F. O'Neill | 1,312,282 |
| 1952 | 6 | 76 - 78 | .494 | 19 | Louis Boudreau | 1,115,750 |
| 1953 | 4 | 84 - 69 | .549 | 16 | Louis Boudreau | 1,026,133 |
| 1954 | 4 | 69 - 85 | .448 | 42 | Louis Boudreau | 931,127 |
| 1955 | 4 | 84 - 70 | .545 | 12 | Michael F. Higgins | 1,203,200 |
| 1956 | 4 | 84 - 70 | .545 | 13 | Michael F. Higgins | 1,137,158 |
| 1957 | 3 | 82 - 72 | .532 | 16 | Michael F. Higgins | 1,181,087 |
| 1958 | 3 | 79 - 75 | .513 | 13 | Michael F. Higgins | 1,077,047 |
| 1959 | 5 | 75 - 79 | .487 | 19 | Higgins, R. York, William F. Jurgens | 984,102 |
| 1960 | 7 | 65 - 89 | .422 | 32 | Jurgens, Higgins, Del Baker | 1,129,866 |
| 1961 | 6 | 76 - 86 | .469 | 33 | Michael F. Higgins | 850,589 |
| 1962 | 8 | 76 - 84 | .475 | 19 | Michael F. Higgins | 733,080 |
| 1963 | 7 | 76 - 85 | .472 | 28 | John M. Pesky | 942,642 |
| 1964 | 8 | 72 - 90 | .444 | 27 | Pesky, William J. Herman | 883,276 |
| 1965 | 9 | 62 - 100 | .383 | 40 | William J. Herman | 652,201 |
| 1966 | 9 | 72 - 90 | .444 | 26 | Herman, James E. (Pete) Runnels | 811,172 |
| 1967 | 1 | 92 - 70 | .568 | 1 | Richard H. Williams | *1,727,832 |
| 1968 | 4 | 86 - 76 | .531 | 17 | Richard H. Williams | 1,940,788 |
| 1969 | 3E | 87 - 75 | .537 | 22 | Williams, Edward J. Popowski | *1,833,246 |

Club
Records

Annual Standings and Attendance, Continued

| YEAR | POS | W - L | PCT. | GA/GB | MANAGER | ATTENDANCE |
|---------------|-------------|----------------------|-------------|--------------|---------------------------------|-------------------|
| 1970 | 3E | 87 - 75 | .537 | 21 | Edward M. Kasko | *1,595,278 |
| 1971 | 3E | 85 - 77 | .525 | 18 | Edward M. Kasko | *1,678,732 |
| 1972 | 2E | 85 - 70 | .548 | 1/2 | Edward M. Kasko | 1,441,718 |
| 1973 | 2E | 89 - 73 | .549 | 8 | Edward M. Kasko | 1,481,002 |
| 1974 | 3E | 84 - 78 | .519 | 7 | Darrell D. Johnson | *1,566,411 |
| 1975 | 1E\$ | 95 - 65 | .594 | 4 1/2 | Darrell D. Johnson | *1,748,587 |
| 1976 | 3E | 83 - 79 | .512 | 15 1/2 | Johnson, Donald W. Zimmer | 1,895,846 |
| 1977 | 2TE | 97 - 64 | .602 | 2 1/2 | Donald W. Zimmer | 2,074,549 |
| 1978 | 2E | 99 - 64 | .607 | 1 | Donald W. Zimmer | 2,320,643 |
| 1979 | 3E | 91 - 69 | .569 | 11 1/2 | Donald W. Zimmer | 2,353,114 |
| 1980 | 4E | 83 - 77 | .519 | 19 | Zimmer, John M. Pesky | 1,956,092 |
| 1981 | 5E† | 59 - 49 | .546 | 2 1/2† | Ralph G. Houk | 1,060,379 |
| | 2TE | 29 - 23 | .558 | 1 1/2 | 2nd half | |
| | 5E | 30 - 26 | .536 | 4 | 1st half | |
| 1982 | 3E | 89 - 73 | .549 | 6 | Ralph G. Houk | 1,950,124 |
| 1983 | 6E | 78 - 84 | .481 | 20 | Ralph G. Houk | 1,782,285 |
| 1984 | 4E | 86 - 76 | .531 | 18 | Ralph G. Houk | 1,661,618 |
| 1985 | 5E | 81 - 81 | .500 | 18 1/2 | John F. McNamara | 1,786,633 |
| 1986 | 1E\$ | 95 - 66 | .590 | 5 1/2 | John F. McNamara | 2,147,641 |
| 1987 | 5E | 78 - 84 | .481 | 20 | John F. McNamara | 2,231,551 |
| 1988 | 1E | 89 - 73 | .549 | 1 | McNamara, Jos. M. Morgan | 2,464,851 |
| 1989 | 3E | 83 - 79 | .512 | 6 | Joseph M. Morgan | 2,510,012 |
| 1990 | 1E | 88 - 74 | .543 | 2 | Joseph M. Morgan | 2,528,986 |
| 1991 | 2TE | 84 - 78 | .519 | 7 | Joseph M. Morgan | 2,562,435 |
| 1992 | 7E | 73 - 89 | .451 | 23 | Clell L. Hobson | 2,468,574 |
| 1993 | 5E | 80 - 82 | .494 | 15 | Clell L. Hobson | 2,422,021 |
| 1994 | 4E | 54 - 61 | .470 | 17 | Clell L. Hobson | 1,775,818 |
| 1995 | 1E | 86 - 58 | .597 | 7 | Kevin C. Kennedy | 2,164,410 |
| 1996 | 3E | 85 - 77 | .525 | 7 | Kevin C. Kennedy | 2,315,231 |
| 1997 | 4E | 78 - 84 | .481 | 20 | James F. Williams | 2,226,136 |
| 1998 | 2E | 92 - 70 | .568 | 22 | James F. Williams | 2,343,947 |
| 1999 | 2E† | 94 - 68 | .580 | 4 | James F. Williams | 2,446,162 |
| 2000 | 2E | 85 - 77 | .525 | 2 1/2 | James F. Williams | 2,586,024 |
| 2001 | 2E | 82 - 79 | .509 | 13 1/2 | Williams, Joseph T. Kerrigan | 2,625,333 |
| 2002 | 2E | 93 - 69 | .574 | 10 1/2 | William G. Little | 2,650,063 |
| 2003 | 2E† | 95 - 67 | .586 | 6 | William G. Little | 2,724,162 |
| 2004 | 2E† | 98 - 64 | .605 | 3 | Terry J. Francona | 2,837,304 |
| 2005 | 1TE | 95 - 67 | .586 | 15 | Terry J. Francona | 2,847,888 |
| 2006 | 3E | 86 - 76 | .531 | 11 | Terry J. Francona | 2,930,588 |
| 2007 | 1E† | 96 - 66 | .593 | 2 | Terry J. Francona | 2,971,025 |
| 2008 | 2E† | 95 - 67 | .586 | 2 | Terry J. Francona | 3,048,248 |
| 2009 | 2E | 95 - 67 | .586 | 8 | Terry J. Francona | 3,062,699 |
| 2010 | 3E | 89 - 73 | .549 | 7 | Terry J. Francona | 3,046,444 |
| 2011 | 3E | 90 - 72 | .556 | 7 | Terry J. Francona | 3,054,001 |
| 2012 | 5E | 69 - 93 | .426 | 26 | Robert J. Valentine | 3,043,003 |
| 2013 | 1E† | 97 - 65 | .599 | 5 1/2 | John E. Farrell | 2,833,333 |
| 2014 | 5E | 71 - 91 | .438 | 25 | John E. Farrell | 2,956,089 |
| 2015 | 5E | 78 - 84 | .497 | 15 1/2 | John E. Farrell | 2,880,694 |
| 2016 | 1E | 93 - 69 | .574 | 4 | John E. Farrell | 2,955,434 |
| 2017 | 1E | 93 - 69 | .574 | 2 | John E. Farrell | 2,917,678 |
| TOTALS | | 9,410 - 8,776 | .517 | | | |

Bold-Played in Postseason *led AL †Won WS ‡Won ALCS †Won Div. Series †Overall record

Best Record

| Year | W | L | Pct. |
|------|-----|----|------|
| 1912 | 105 | 47 | .691 |
| 1946 | 104 | 50 | .675 |
| 1915 | 101 | 50 | .669 |
| 1903 | 91 | 47 | .659 |
| 1949 | 96 | 58 | .623 |
| 1948 | 96 | 59 | .619 |
| 1904 | 95 | 59 | .617 |
| 1942 | 93 | 59 | .612 |
| 1950 | 94 | 60 | .610 |
| 1978 | 99 | 64 | .607 |

Best Home Record

| Year | W | L | Pct. |
|------|----|----|------|
| 1946 | 61 | 16 | .792 |
| 1949 | 61 | 16 | .792 |
| 1912 | 57 | 20 | .740 |
| 1915 | 55 | 20 | .733 |
| 1978 | 59 | 23 | .720 |
| 1950 | 55 | 22 | .714 |
| 1903 | 49 | 20 | .710 |
| 1901 | 49 | 20 | .710 |
| 1948 | 55 | 23 | .705 |
| 1918 | 49 | 21 | .700 |

Best Road Record

| Year | W | L | Pct. |
|------|----|----|------|
| 1912 | 48 | 27 | .640 |
| 2002 | 51 | 30 | .630 |
| 1904 | 46 | 29 | .613 |
| 1995 | 44 | 28 | .611 |
| 1939 | 47 | 30 | .610 |
| 1903 | 42 | 27 | .609 |
| 1917 | 45 | 29 | .608 |
| 1975 | 48 | 31 | .608 |
| 1915 | 46 | 30 | .605 |
| 1914 | 47 | 31 | .603 |

Cumulative Standings

Since Divisional Play (1969-2017)

| | W | L | PCT. |
|------------------|--------------|--------------|-------------|
| New York (AL) | 4,360 | 3,435 | .559 |
| Boston | 4,217 | 3,587 | .540 |
| Los Angeles (NL) | 4,200 | 3,608 | .538 |
| St. Louis | 4,103 | 3,698 | .526 |
| Oakland | 4,037 | 3,770 | .517 |

Since Free Agency (1976-2017)

| | W | L | PCT. |
|------------------|--------------|--------------|-------------|
| New York (AL) | 3,774 | 2,897 | .566 |
| Boston | 3,605 | 3,074 | .540 |
| Los Angeles (NL) | 3,569 | 3,114 | .534 |
| St. Louis | 3,526 | 3,148 | .528 |
| Atlanta | 3,451 | 3,219 | .517 |

Since 3-Divisional Play (1995-2017)

| | W | L | PCT. |
|------------------|--------------|--------------|-------------|
| New York (AL) | 2,162 | 1,542 | .584 |
| Atlanta | 2,044 | 1,661 | .552 |
| Boston | 2,035 | 1,672 | .549 |
| St. Louis | 2,014 | 1,691 | .544 |
| Los Angeles (NL) | 1,999 | 1,708 | .539 |

Since New Ownership (2002-2017)

| | W | L | PCT. |
|------------------|--------------|--------------|-------------|
| New York (AL) | 1,501 | 1,090 | .579 |
| St. Louis | 1,445 | 1,146 | .558 |
| Boston | 1,433 | 1,159 | .553 |
| Los Angeles (AL) | 1,413 | 1,179 | .545 |
| Los Angeles (NL) | 1,411 | 1,180 | .545 |

Suspended Games and Doubleheaders

Suspended Games Since 1970

| DATE | OPP. | SUSP. | TIME | SCORE | REASON | RESUMED | RESULT | INN. |
|-----------|---------|-------|------------|-------|--------|---------|--------|------|
| 4/16/2010 | vs. TB | 8 1/2 | 11:24 p.m. | 1-1 | Rain | 4/17 | L 1-3 | 12 |
| 5/3/1996 | vs. TOR | 6 | 1:06 a.m. | 6-1 | Curfew | 5/4 | W 8-7 | 9 |
| 7/27/1994 | at NYY | 8 1/2 | 11:22 p.m. | 3-3 | Rain | 7/28 | L 3-4 | 11 |
| 4/28/1989 | at TEX | 10 | 1:21 a.m. | 6-6 | Curfew | 4/29 | L 6-7 | 12 |
| 9/3/1981 | vs. SEA | 19 | 1:16 a.m. | 7-7 | Curfew | 9/4 | L 7-8 | 20 |
| 5/4/1981 | at KC | 10 | 1:12 a.m. | 5-5 | Curfew | 5/5 | W 8-7 | 12 |
| 8/2/1978 | at NYY | 14 | 1:16 a.m. | 5-5 | Curfew | 8/3 | W 7-5 | 17 |

Doubleheaders at Home

| | |
|---|-------------------|
| LAST, single admission | 9/21/1998 vs. TB |
| LAST, originally scheduled single admission | 8/30/1978 vs. TOR |
| LAST, day/night | 7/16/2017 vs. NYY |
| LAST SWEEP | 6/18/2012 vs. TB |
| LAST TIME SWEPT | 5/1/2014 vs. TB |

Doubleheaders on Road

| | |
|---|------------------|
| LAST, single admission | 5/1/2004 at TEX |
| LAST, originally scheduled single admission | 7/27/1984 at DET |
| LAST, day/night | 5/18/2016 at KC |
| LAST SWEEP | 8/24/2007 at CWS |
| LAST TIME SWEPT | 7/20/2015 at LAA |

Largest Win-Loss Margins

Wins

| DATE | OPP. | SCORE | RUNS |
|----------------|---------|-------|------|
| 6/8/1950 | vs. STL | 29-4 | +25 |
| 9/27/1940 | vs. WAS | 24-4 | +20 |
| 6/18/1953 | vs. DET | 23-3 | +20 |
| 6/24/1949 | vs. STL | 21-2 | +19 |
| 4/30/1950 (G1) | vs. PHA | 19-0 | +19 |
| 8/21/1986 | at CLE | 24-5 | +19 |
| 7/11/1954 (G1) | at PHA | 18-0 | +18 |
| 7/23/2002 (G1) | vs. TB | 22-4 | +18 |
| 4/24/1906 | at WAS | 19-2 | +17 |
| 6/27/2003 | vs. FLA | 25-8 | +17 |

Losses

| DATE | OPP. | SCORE | RUNS |
|---------------|---------|-------|------|
| 7/7/1923 (G1) | at CLE | 3-27 | -24 |
| 6/19/2000 | vs. NYY | 1-22 | -21 |
| 9/28/1923 | vs. NYY | 4-24 | -20 |
| 5/18/1955 | vs. CLE | 0-19 | -19 |
| 5/20/1994 | at MIN | 2-21 | -19 |
| 7/2/2016 | vs. LAA | 2-21 | -19 |
| 5/1/1929 | vs. PHA | 6-24 | -18 |
| 6/20/1980 | vs. CAL | 2-20 | -18 |
| 4/16/1990 | vs. MIL | 0-18 | -18 |
| 8/31/2012 | at OAK | 2-20 | -18 |

Winningest Months

20-Win Months

| REC. | MONTH | YEAR | REC. | MONTH | YEAR | REC. | MONTH | YEAR |
|-------|-------|------|-------|-------|------|-------|-------|------|
| 25-9 | July | 1948 | 21-7 | Aug. | 2004 | 20-8 | May | 2007 |
| 24-6 | Aug. | 1950 | 21-7 | May | 1986 | 20-8 | May | 2002 |
| 23-7 | Aug. | 1995 | 21-8 | July | 1955 | 20-8 | May | 1999 |
| 23-7 | May | 1978 | 21-8 | June | 1912 | 20-8 | June | 1979 |
| 23-8 | Aug. | 1949 | 21-9 | July | 1988 | 20-9 | June | 1990 |
| 23-9 | Aug. | 1942 | 21-9 | Sept. | 1914 | 20-9 | Sept. | 1972 |
| 23-10 | July | 1939 | 21-9 | July | 1912 | 20-9 | June | 1955 |
| 23-10 | July | 1910 | 21-11 | Aug. | 1946 | 20-9 | July | 1918 |
| 22-8 | Sept. | 1977 | 21-13 | June | 1961 | 20-10 | July | 1946 |
| 22-9 | Aug. | 1996 | 20-5 | June | 1901 | 20-10 | July | 1916 |
| 22-10 | July | 1915 | 20-6 | July | 2011 | 20-12 | July | 1972 |
| 22-11 | July | 1975 | 20-7 | July | 1993 | 20-15 | Aug. | 1967 |
| 21-6 | May | 1946 | 20-7 | Aug. | 1980 | | | |
| 21-6 | Aug. | 1915 | 20-7 | Sept. | 1915 | | | |
| | | | 20-7 | Aug. | 1912 | | | |

Best Monthly Records

MOST WINS

| | | |
|--------|-------|------------------|
| March | 1-1 | 2008 |
| April | 18-8 | 1998, 2003, 2013 |
| May | 23-7 | 1978 |
| June | 21-8 | 1912 |
| | 21-13 | 1961 |
| July | 25-9 | 1948 |
| August | 24-6 | 1950 |
| Sept. | 22-8 | 1977 |
| Oct. | 8-2 | 1904 |

BEST WINNING PERCENTAGE

| | | | |
|--------|------|-------|------|
| March | 1-1 | .500 | 2008 |
| April | 11-2 | .846 | 1918 |
| May | 21-6 | .778 | 1946 |
| June | 20-5 | .800 | 1901 |
| July | 20-6 | .769 | 2011 |
| August | 24-6 | .800 | 1950 |
| Sept. | 19-5 | .792 | 1949 |
| Oct. | 7-0 | 1.000 | 1905 |

NOTE: There have been 12 other years in which the Red Sox were undefeated in October with fewer than 7 wins.

Milestone Victories in Red Sox History

| VICTORY | DATE | OPPONENT | SCORE | WINNING PITCHER |
|---------|-----------|-----------------|-----------|-----------------|
| 1 | 4/30/1901 | at Philadelphia | 8-6 (10) | Cy Young |
| 100 | 6/5/1902 | at Cleveland | 3-2 | Cy Young |
| 500 | 7/21/1907 | at Chicago | 3-0 (G1) | George Winter |
| 1,000 | 7/29/1913 | vs. Chicago | 2-0 (G1) | Rube Foster |
| 2,000 | 7/19/1927 | at Cleveland | 6-5 (G2) | Slim Harriss |
| 3,000 | 9/1/1941 | vs. Washington | 10-2 (G2) | Joe Dobson |
| 4,000 | 7/5/1953 | at Philadelphia | 10-2 | Mel Parnell |
| 5,000 | 8/27/1966 | at Baltimore | 3-2 | Jim Lonborg |
| 6,000 | 5/6/1978 | vs. Chicago | 6-4 | Bob Stanley |
| 7,000 | 4/14/1990 | vs. Milwaukee | 4-3 | Roger Clemens |
| 8,000 | 5/8/2002 | at Oakland | 12-6 | John Burkett |
| 9,000 | 5/10/2013 | vs. Toronto | 5-0 | Jon Lester |

Red Sox Earliest/Latest Win Dates

| WINS | EARLIEST | LATEST | WINS | EARLIEST | LATEST |
|------|-----------|------------------------------|------|-----------|------------|
| 20 | 5/2/2013 | 7/16/1927 and 1932 | 85 | 8/24/1946 | 10/4/1972 |
| 30 | 5/20/2002 | 8/18/1932 | 90 | 8/30/1946 | 10/3/1904 |
| 40 | 6/6/2002 | 9/13/1925 | 95 | 9/4/1946 | 10/10/1904 |
| 50 | 6/25/1978 | 9/24/1927 | 100 | 9/21/1946 | 10/6/1915 |
| 55 | 7/6/1978 | 9/21/1929 and 1931* | | | |
| 60 | 7/16/1978 | 9/29/1923 | | | |
| 65 | 7/21/1946 | 9/29/2013 | | | |
| 70 | 7/30/1946 | 9/27/1905, 1920 and 1992 | | | |
| 75 | 8/8/1946 | 10/7/1908 | | | |
| 80 | 8/16/1946 | 10/1/1937, 1985; 10/5/2001** | | | |

*The 55th win of 1981 came on 9/23 of a season interrupted by a strike.

**The 2001 season was halted for 6 days due to the tragic events of 9/11.

Team and Player Streaks

Longest Red Sox Single-Season Winning Streaks

| STREAK | FROM | THROUGH | STREAK | FROM | THROUGH |
|----------|-----------|--------------|----------|-----------|--------------|
| 15 games | 4/25/1946 | — 5/10/1946 | 10 games | 7/14/1967 | — 7/23/1967 |
| 13 games | 7/18/1948 | — 7/27/1948 | | 5/21/1951 | — 5/30/1951 |
| 12 games | 6/16/2006 | — 6/29/2006 | | 5/20/1917 | — 5/31/1917* |
| | 8/3/1995 | — 8/14/1995 | | 8/28/1912 | — 9/6/1912 |
| | 7/15/1988 | — 7/25/1988 | 9 games | 6/3/2011 | — 6/12/2011 |
| | 5/29/1946 | — 6/11/1946* | | 4/30/2002 | — 5/9/2002 |
| | 7/4/1939 | — 7/16/1939 | | 8/22/1989 | — 8/29/1989 |
| | 7/28/1937 | — 8/8/1937* | | 8/24/1980 | — 9/2/1980 |
| 11 games | 9/15/2016 | — 9/25/2016 | | 6/9/1978 | — 6/17/1978 |
| | 4/15/2009 | — 4/27/2009 | | 8/31/1948 | — 9/9/1948 |
| | 8/30/1986 | — 9/10/1986 | | 6/4/1944 | — 6/15/1944 |
| | 7/28/1977 | — 8/10/1977 | | 8/20/1942 | — 8/26/1942 |
| | 8/15/1950 | — 8/25/1950 | | 6/7/1942 | — 6/16/1942 |
| | 9/13/1949 | — 9/27/1949 | | 9/1/1919 | — 9/11/1919 |
| | 8/4/1909 | — 8/18/1909 | | 6/15/1912 | — 6/24/1912 |
| | 5/28/1903 | — 6/8/1903 | | 7/12/1910 | — 7/19/1910 |
| 10 games | 8/24/2004 | — 9/3/2004 | | 6/14/1901 | — 6/22/1901 |
| | 7/16/1993 | — 7/25/1993 | | | |
| | 8/24/1990 | — 9/2/1990 | | | |
| | 7/7/1975 | — 7/19/1975 | | | |

* plus 1 tie game within the streak

Longest Red Sox Single-Season Losing Streaks

| STREAK | FROM | THROUGH | STREAK | FROM | THROUGH |
|----------|-----------|---------------|---------|-----------|-------------|
| 20 games | 5/1/1906 | — 5/24/1906 | 9 games | 8/25/2001 | — 9/4/2001 |
| 17 games | 8/20/1926 | — 9/7/1926 | | 6/24/1977 | — 7/3/1977 |
| 16 games | 9/12/1907 | — 10/2/1907** | | 8/2/1963 | — 8/11/1963 |
| 15 games | 6/21/1927 | — 7/4/1927 | | 9/23/1951 | — 9/30/1951 |
| 14 games | 5/17/1930 | — 5/31/1930 | | 8/18/1933 | — 8/23/1933 |
| 11 games | 6/8/1994 | — 6/19/1994 | | 6/18/1925 | — 6/27/1925 |
| | 7/31/1932 | — 8/10/1932 | | 7/12/1924 | — 7/21/1924 |
| | 7/25/1930 | — 8/3/1930 | | 7/27/1922 | — 8/4/1922 |
| 10 games | 5/15/2014 | — 5/25/2014 | | | |
| | 4/29/1976 | — 5/11/1976 | | | |
| | 5/14/1960 | — 5/24/1960 | | | |
| | 9/17/1944 | — 9/26/1944 | | | |
| | 8/12/1927 | — 8/24/1927 | | | |

** plus 2 tie games within the streak

Red Sox Consecutive Games Played Streaks

| GAMES | PLAYER | FROM | THROUGH |
|-------|------------------|-----------|-------------|
| 832 | Everett Scott* | 6/20/1916 | — 10/2/1921 |
| 535 | Buck Freeman | 7/27/1901 | — 6/6/1905 |
| 475 | Frank Malzone | 5/21/1957 | — 6/7/1960 |
| 448 | Candy LaChance | 4/19/1902 | — 4/28/1905 |
| 413 | Freddy Parent | 4/26/1901 | — 9/25/1903 |
| 408 | Freddy Parent | 5/23/1904 | — 9/4/1906 |
| 380 | Dwight Evans | 10/4/1980 | — 8/6/1983 |
| 360 | Vern Stephens | 4/19/1948 | — 8/28/1950 |
| 352 | Bobby Doerr | 7/19/1942 | — 8/22/1944 |
| 350 | Carl Yastrzemski | 7/27/1968 | — 8/21/1970 |

* Overall Scott played in 1,307 consecutive games, including 4/12/22-5/5/25 with the Yankees.

Red Sox Consecutive Innings Streaks

| INNINGS | PLAYER | FROM | THROUGH |
|---------|----------------|----------------------|--------------------------|
| 3,873 | Candy LaChance | 5/23/1902 (1st inn.) | — 4/28/1905 (9th inn.) |
| 2,935 | Buck Freeman | 7/29/1901 (1st inn.) | — 9/9/1903-G1 (3rd inn.) |
| 2,726 | Frank Malzone | 6/12/1958 (1st inn.) | — 6/7/1960 (9th inn.) |

NOTE: Thanks to Trent McCotter of SABR for this research.

Attendance Records

10 Largest Crowds Since 1967

Due to ballpark expansion since 2002, the seating capacity of Fenway Park has increased. Since 1967, the top 10 paid regular season attendances are:

| ATTENDANCE | DATE | OPPONENT | RESULT |
|------------|----------------|--------------|-----------|
| 38,540 | 9/18/2013 | Baltimore | L3-5 (12) |
| 38,525 | 8/16/2011 (G1) | Tampa Bay | W3-1 |
| 38,477 | 8/4/2011 | Cleveland | L3-7 |
| 38,422 | 6/21/2011 | San Diego | L4-5 |
| 38,416 | 8/7/2012 | Texas | L3-6 |
| 38,413 | 7/19/2012 | Chicago (AL) | W3-1 |
| 38,378 | 7/26/2016 | Detroit | L8-9 |
| 38,347 | 5/21/2009 | Toronto | W5-1 |
| 38,334 | 7/16/2012 | Chicago (AL) | W5-1 |
| 38,329 | 7/27/2011 | Kansas City | W12-5 |

All-Time Record Crowds

| | |
|--------|------------------------|
| 47,627 | 9/22/1935 (DH) vs. NYY |
| 46,995 | 8/19/1934 (DH) vs. DET |
| 46,766 | 8/12/1934 (DH) vs. NYY |

Post-War Single-Game Record*

| | |
|--------|-------------------|
| 38,540 | 9/18/2013 vs. BAL |
|--------|-------------------|

*Regular season

Postseason Single-Game Record

| | |
|--------|--------------------------------------|
| 39,530 | 10/10/2016 vs. CLE (ALDS G3 - night) |
|--------|--------------------------------------|

Night Game Record

| | |
|--------|------------------|
| 38,477 | 8/4/2011 vs. CLE |
|--------|------------------|

Opening Day Record

| | |
|--------|--------------------------|
| 37,440 | 4/4/2010 vs. NYY (night) |
|--------|--------------------------|

All-Time Single-Season Attendance Highs

| RANK | ATTENDANCE | YEAR |
|------|------------|------|
| 1. | 3,062,699 | 2009 |
| 2. | 3,054,001 | 2011 |
| 3. | 3,048,248 | 2008 |
| 4. | 3,046,444 | 2010 |
| 5. | 3,043,003 | 2012 |
| 6. | 2,971,025 | 2007 |
| 7. | 2,956,089 | 2014 |
| 8. | 2,955,434 | 2016 |
| 9. | 2,930,588 | 2006 |
| 10. | 2,917,678 | 2017 |

Top 5 AL Attendance Ranks Since 2002

| 2017 | 2016 | 2015 | 2014 | 2013 | 2012 | 2011 |
|----------------------|----------------------|----------------------|----------------------|----------------------|----------------------|----------------------|
| TOR 3,203,886 | TOR 3,392,099 | NYN 3,193,795 | NYN 3,401,624 | NYN 3,279,589 | NYN 3,542,406 | NYN 3,653,680 |
| NYN 3,146,966 | NYN 3,063,405 | LAA 3,012,765 | LAA 3,095,935 | TEX 3,178,273 | TEX 3,460,280 | MIN 3,168,107 |
| LAA 3,019,583 | LAA 3,016,142 | BOS 2,880,694 | BOS 2,956,089 | DET 3,083,397 | LAA 3,061,770 | LAA 3,166,321 |
| BOS 2,917,678 | BOS 2,955,434 | TOR 2,794,891 | DET 2,917,209 | LAA 3,019,505 | BOS 3,043,003 | BOS 3,054,001 |
| TEX 2,507,760 | TEX 2,710,402 | DET 2,726,048 | TEX 2,718,733 | BOS 2,833,333 | DET 3,028,033 | TEX 2,946,949 |

| 2010 | 2009 | 2008 | 2007 | 2006 | 2005 | 2004 |
|----------------------|----------------------|----------------------|----------------------|----------------------|----------------------|----------------------|
| NYN 3,765,807 | NYN 3,674,495 | NYN 4,287,132 | NYN 4,271,083 | NYN 4,243,780 | NYN 4,090,692 | NYN 3,775,292 |
| LAA 3,250,756 | LAA 3,240,374 | LAA 3,336,747 | LAA 3,365,632 | LAA 3,406,790 | LAA 3,404,686 | ANA 3,375,677 |
| MIN 3,223,640 | BOS 3,062,699 | DET 3,202,645 | DET 3,047,139 | CWS 2,957,411 | BOS 2,847,888 | SEA 2,940,731 |
| BOS 3,046,444 | DET 2,567,193 | BOS 3,048,248 | BOS 2,971,025 | BOS 2,930,588 | SEA 2,725,549 | BOS 2,837,304 |
| TEX 2,505,171 | MIN 2,416,237 | CWS 2,500,648 | CWS 2,684,395 | DET 2,595,937 | BAL 2,624,740 | BAL 2,747,573 |

| 2003 | 2002 |
|----------------------|----------------------|
| NYN 3,465,585 | SEA 3,540,658 |
| SEA 3,268,864 | NYN 3,465,807 |
| ANA 3,061,090 | BAL 2,682,917 |
| BOS 2,724,162 | BOS 2,650,063 |
| BAL 2,454,523 | CLE 2,616,940 |

Red Sox Road Attendance

The Red Sox drew 2,556,657 on the road in 81 dates in 2017 (31,564 average), the 2nd-highest total in the AL behind the Yankees (2,620,718). It was the 51st straight year they topped 1 million on the road. The years they have drawn 2 million or more away from Fenway Park:

| YEAR | ATTENDANCE | YEAR | ATTENDANCE | YEAR | ATTENDANCE |
|-----------|------------|-----------|------------|-----------|------------|
| 1978..... | 2,183,113 | 1998..... | 2,427,873 | 2009..... | 2,743,392 |
| 1979..... | 2,132,807 | 1999..... | 2,395,593 | 2010..... | 2,615,214 |
| 1986..... | 2,266,765 | 2000..... | 2,524,776 | 2011..... | 2,591,963 |
| 1988..... | 2,200,047 | 2001..... | 2,700,811 | 2012..... | 2,514,090 |
| 1989..... | 2,394,851 | 2002..... | 2,474,060 | 2013..... | 2,676,645 |
| 1990..... | 2,398,449 | 2003..... | 2,443,539 | 2014..... | 2,581,250 |
| 1991..... | 2,331,280 | 2004..... | 2,880,236 | 2015..... | 2,613,343 |
| 1992..... | 2,359,528 | 2005..... | 3,054,438 | 2016..... | 2,615,524 |
| 1993..... | 2,542,249 | 2006..... | 2,924,019 | 2017..... | 2,556,657 |
| 1996..... | 2,113,889 | 2007..... | 3,130,043 | | |
| 1997..... | 2,139,097 | 2008..... | 3,107,743 | | |

Attendance Records, Continued

Crowds of 60,000 on the Road

There are 22 known regular season games and 3 postseason games that the Red Sox have played before a paid attendance of at least 60,000.

Single-Game Highs

| ATTENDANCE | DATE | OPP. |
|------------|-----------|------------|
| 75,997 | 8/26/1951 | at CLE |
| 74,747 | 5/16/1947 | at NYY (n) |
| 73,982 | 8/28/1949 | at CLE |
| 69,755 | 8/26/1948 | at NYY |
| 69,551 | 10/1/1949 | at NYY |
| 68,055 | 10/2/1949 | at NYY |
| 67,916 | 8/9/1958 | at NYY |
| 66,956 | 9/26/1949 | at NYY |
| 66,924 | 9/24/1950 | at NYY |
| 66,875 | 9/7/1949 | at NYY |
| 65,813 | 4/11/1992 | at CLE |

Doubleheader Highs

| ATTENDANCE | DATE | OPP. |
|------------|-----------|--------|
| 81,841 | 5/30/1938 | at NYY |
| 73,728 | 5/30/1950 | at NYY |
| 73,599 | 7/17/1949 | at CLE |
| 71,513 | 7/30/1950 | at CLE |

Postseason

| ATTENDANCE | DATE | OPP. |
|------------|------------|---------------|
| 64,223 | 10/12/1986 | at CAL (ALCS) |
| 64,223 | 10/11/1986 | at CAL (ALCS) |
| 64,206 | 10/10/1986 | at CAL (ALCS) |

Most Recent (Since 1986)

| ATTENDANCE | DATE | OPP. |
|------------|-----------|--------|
| 61,068 | 9/1/2003 | at PHI |
| 60,960 | 6/22/2003 | at PHI |
| 65,813 | 4/11/1992 | at CLE |



The Red Sox sold out 794 consecutive regular season games from 5/15/03-4/8/13, the longest regular season sellout streak in major league sports history.

Club Season Records

General

| | |
|---|---|
| MOST PLAYERS | 56 in 2012 |
| MOST PLAYERS, making first appearance for Boston | 41 in 1995 |
| FEWEST PLAYERS | 18+ in 1904 |
| MOST PITCHERS | 28 in 2006 |
| MOST GAMES | 163 in 1985; 1978; 1961 |
| MOST GAMES, ahead during a season | 16.5, 9/4-6/1946; 9/14-15/1912 |
| MOST EXTRA-INNING GAMES | 31+ in 1943 (15-14-2) |
| MOST ONE-RUN GAMES | 59 in 1961 (32-27) and 1943 (29-30) |
| FEWEST ONE-RUN GAMES | 28 in 1901 (14-14) |
| MOST GAMES WON, by one run | 35 in 1953 (lost 16) |
| FEWEST GAMES WON, by one run | 13 in 2002 (lost 23) and 1989 (lost 25) |
| MOST GAMES LOST, by one run | 36 in 1930 (won 17) |
| FEWEST GAMES LOST, by one run | 10 in 1986 (won 24) |
| MOST GAMES WON | 105 in 1912 |
| MOST CONSECUTIVE GAMES WON, start of season | 6 in 1918 |
| MOST CONSECUTIVE GAMES WON, season | 15 in 1946 |
| MOST CONSECUTIVE GAMES WON, home | 24* in 1988 |
| MOST CONSECUTIVE GAMES WON, road | 15 in 1939 |
| MOST CONSECUTIVE GAMES WON, following All-Star Break | 12 in 1988 |
| MOST CONSECUTIVE GAMES WON, end of season | 8 in 1905 |
| MOST GAMES LOST | 111 in 1932 |
| MOST CONSECUTIVE GAMES LOST, start of season | 8 in 1945 |
| MOST CONSECUTIVE GAMES LOST, season | 20 in 1906 |
| MOST CONSECUTIVE GAMES LOST, home | 19 in 1906 |
| MOST CONSECUTIVE GAMES LOST, road | 18 in 1932 |
| MOST CONSECUTIVE GAMES LOST, following All-Star Break | 7 in 2015 |
| MOST CONSECUTIVE GAMES LOST, end of season | 9 in 1951 |
| MOST CONSECUTIVE YEARS, postseason appearances | 3, 2007-09; 2003-05 |
| HIGHEST WINNING PERCENTAGE | .691 in 1912 (105-47) |
| LOWEST WINNING PERCENTAGE | .279 in 1932 (43-111) |
| MOST SHUTOUTS WON | 26 in 1918 |
| MOST SHUTOUTS LOST | 28 in 1906 |
| MOST 1-0 GAMES WON | 8 in 1918 (lost 11) |
| MOST 1-0 GAMES LOST | 7 in 1914 (won 21); 1909 (won 23) |
| TIMES FINISHED, first | 18 |
| TIMES FINISHED, second | 23 |
| TIMES FINISHED, last | 14 |

+ML record (since 1900) ++tied for ML record *AL record **tied for AL record

Longest Games by Innings

| INN. | DATE | OPPONENT | SCORE | SOX PITCHER OF RECORD |
|------|----------------|----------|-------|-----------------------|
| 24 | 9/1/1906 | vs. PHA | 1-4 | Joe Harris |
| 20 | 9/3-4/1981 | vs. SEA | 7-8 | Bob Stanley |
| 20 | 7/27/1969 | at SEA | 5-3 | Jim Lonborg |
| 20 | 8/29/1967 (G2) | at NYY | 3-4 | Darrell Brandon |
| 20 | 7/4/1905 | vs. PHA | 2-4 | Cy Young |
| 19 | 9/5/2017 | vs. TOR | 3-2 | Hector Velázquez |
| 19 | 4/10/2015 | at NYY | 6-5 | Steven Wright |
| 19 | 8/9/2014 | at LAA | 4-5 | Brandon Workman |
| 19 | 7/9/2006 | at CWS | 5-6 | Rudy Seanez |
| 19 | 8/1/2000 | at SEA | 4-5 | Jeff Fassero |
| 19 | 4/11/1992 | at CLE | 7-5 | Mike Gardiner |
| 19 | 7/13/1951 | at CWS | 4-5 | Harry Taylor |
| 18 | 8/25/2001 | at TEX | 7-8 | Derek Lowe |
| 18 | 6/5/2001 | vs. DET | 4-3 | Tim Wakefield |
| 18 | 8/25/1968 | at BAL | 2-3 | Jerry Stephenson |
| 18 | 4/16/1967 | at NYY | 6-7 | Lee Stange |
| 18 | 9/5/1927 (G1) | vs. NYY | 12-11 | Hal Wiltse |

Individual Batting Records

Single Season

| | |
|---|--|
| MOST AT-BATS | 684, Nomar Garciaparra, 1997 |
| MOST BASES ON BALLS, right-handed | 119, Jimmie Foxx, 1938 |
| MOST BASES ON BALLS, left-handed | 162, Ted Williams, 1947, 1949 |
| MOST BASES ON BALLS, switch-hitter | 96, Jose Offerman, 1999 |
| MOST BASES ON BALLS, intentional | 33**, Ted Williams, 1957 |
| HIGHEST BATTING AVERAGE, right-handed | .372, Nomar Garciaparra, 2000 |
| HIGHEST BATTING AVERAGE, left-handed | .406, Ted Williams, 1941 |
| HIGHEST BATTING AVERAGE, switch-hitter | .326, Bill Mueller, 2003 |
| MOST DOUBLES | 67+, Earl Webb, 1931 |
| MOST EXTRA-BASE HITS | 92, Jimmie Foxx, 1938 |
| MOST GAMES | 163, Jim Rice, 1978 |
| MOST GAMES HIT SAFELY | 135++, Wade Boggs, 1985 |
| MOST GROUNDED INTO DOUBLE PLAYS | 36+, Jim Rice, 1984 |
| MOST HIT BY PITCHER | 35*, Don Baylor, 1986 |
| MOST HITS, right-handed | 214, Mookie Betts, 2016 |
| MOST HITS, left-handed | 240, Wade Boggs, 1985 |
| MOST HITS, switch-hitter | 176, Reggie Smith, 1970 |
| MOST HITS, consecutive | 12++, Mike Higgins (plus 2 BB), 1938 |
| MOST HITS, month | 53, Dom DiMaggio, August 1950; Johnny Pesky, August 1946 |
| LONGEST HITTING STREAK | 34, Dom DiMaggio, 1949 |
| LONGEST HITTING STREAK, to start season | 20, Eddie Bressoud, 1964 |
| MOST MULTI-HIT GAMES | 72, Wade Boggs, 1985 |
| MOST MULTI-HIT GAMES, consecutive | 9, Kevin Youkilis, 2007; Jim Rice, 1978; Roy Johnson, 1934 |
| MOST HOME RUNS, right-hander | 50, Jimmie Foxx, 1938 |
| MOST HOME RUNS, left-hander | 54, David Ortiz, 2006 |
| MOST HOME RUNS, switch-hitter | 34, Carl Everett, 2000 |
| MOST HOME RUNS, home | 35, Jimmie Foxx, 1938 |
| MOST HOME RUNS, road | 32**, David Ortiz, 2006 |
| MOST HOME RUNS, month | 14, David Ortiz, July 2006; Jackie Jensen, June 1958 |
| HIGHEST ON-BASE PERCENTAGE | .553*, Ted Williams, 1941 |
| LONGEST ON-BASE STREAK, consecutive PA | 16+, Ted Williams, 9/17-23/57 (2 singles, 4 HR, 9 BB, 1 HBP) |
| LONGEST ON-BASE STREAK, consecutive games | 84+, Ted Williams, 1949 |
| MOST PLATE APPEARANCES | 758, Wade Boggs, 1985 |
| MOST RUNS | 150, Ted Williams, 1949 |
| MOST RUNS BATTED IN, right-hander | 175, Jimmie Foxx, 1938 |
| MOST RUNS BATTED IN, left-hander | 159, Ted Williams, 1949 |
| MOST RUNS BATTED IN, switch-hitter | 108, Carl Everett, 2000 |
| MOST RUNS BATTED IN, leadoff hitter | 98, Nomar Garciaparra, 1997 |
| MOST RUNS BATTED IN, consecutive games | 12, Ted Williams (18 RBI), 1942; Joe Cronin (19 RBI), 1939 |
| MOST RUNS BATTED IN, pinch-hitter | 25++, Joe Cronin, 1943 |
| MOST RUNS BATTED IN, back-to-back games | 14, Rudy York, July 26-27, 1946 |
| MOST SACRIFICE FLIES | 12, Jackie Jensen, 1955, 1959; Jim Piersall, 1956 |
| MOST SACRIFICE HITS | 54, Jack Barry, 1917 |
| MOST SINGLES | 187, Wade Boggs, 1985 |
| HIGHEST SLUGGING PERCENTAGE | .735, Ted Williams, 1941 |
| MOST STOLEN BASES | 70, Jacoby Ellsbury, 2009 |
| MOST STOLEN BASES, consecutive | 20, Julio Lugo, 2007 |
| MOST CAUGHT STEALING | 31, Duffy Lewis, 1914 |
| MOST STRIKEOUTS, right-hander | 187, Mike Napoli, 2013 |
| MOST STRIKEOUTS, left-hander | 154, Mo Vaughn, 1996, 1997 |
| MOST STRIKEOUTS, switch-hitter | 177, Mark Bellhorn, 2004 |
| FEWEST STRIKEOUTS (minimum 400 at-bats) | 9, Stuffey McInnis, 1921 |
| MOST TOTAL BASES | 406, Jim Rice, 1978 |
| MOST TRIPLES | 22, Tris Speaker, 1913 |

Single Season Rookie

| | |
|----------------------------------|------------------------------|
| MOST AT-BATS | 684, Nomar Garciaparra, 1997 |
| MOST BASES ON BALLS | 107, Ted Williams, 1939 |
| MOST BASES ON BALLS, intentional | 13, George Scott, 1966 |
| HIGHEST BATTING AVERAGE | .342, Patsy Dougherty, 1902 |
| MOST DOUBLES | 47*, Fred Lynn, 1975 |

+ML record (since 1900) ++tied for ML record *AL record **tied for AL record

Individual Batting Records, Continued

| | |
|--|------------------------------------|
| MOST EXTRA-BASE HITS..... | 86, Ted Williams, 1939 |
| MOST GAMES..... | 162, George Scott, 1966 |
| MOST HITS..... | 209, Nomar Garciaparra, 1997 |
| LONGEST HITTING STREAK..... | 30 games*, Nomar Garciaparra, 1997 |
| MOST HOME RUNS..... | 34, Walt Dropo, 1950 |
| HIGHEST ON-BASE PERCENTAGE..... | .436, Ted Williams, 1939 |
| MOST RUNS..... | 131, Ted Williams, 1939 |
| MOST RUNS BATTED IN..... | 145+, Ted Williams, 1939 |
| MOST SINGLES..... | 165, Johnny Pesky, 1942 |
| HIGHEST SLUGGING PERCENTAGE..... | .609, Ted Williams, 1939 |
| MOST STOLEN BASES..... | 50, Jacoby Ellsbury, 2008 |
| MOST STRIKEOUTS..... | 152, George Scott, 1966 |
| FEWEST STRIKEOUTS (minimum 400 at-bats)..... | 20, Tony Lupien, 1942 |
| MOST TOTAL BASES..... | 365, Nomar Garciaparra, 1997 |
| MOST TRIPLES..... | 17, Russ Scarritt, 1929 |

Single Game

| | |
|---|---|
| MOST TIMES FACED PITCHER, 9 innings..... | 8++, Clyde Vollmer, 6/8/1950 vs. STL |
| MOST TIMES FACED PITCHER, no at-bats..... | 6++, Jimmie Foxx, 6/16/1938 (6 BB) at STL |
| MOST RUNS..... | 6++, Spike Owen, 8/21/1986 at CLE; Johnny Pesky, 5/8/1946 vs. CWS |
| MOST HITS, 9 innings..... | 6**, Jimmy Piersall, 6/10/1953-G1 (5 1B, 2B) at STL |
| MOST HITS, extra innings..... | 6, Nomar Garciaparra, 6/21/2003 (6 1B), 13 inn. at PHI; Jerry Remy, 9/3/1981 (6 1B), 20 inn. vs. SEA; Pete Runnels, 8/30/1960-G1 (5 1B, 2B), 15 inn. vs. DET |
| MOST HITS IN A DOUBLEHEADER (not a day-night DH)..... | 9, Pete Runnels, 8/30/1960 (25 inn.) vs. DET |
| MOST CONSECUTIVE HITS, to start career..... | 6+, Ted Cox, 9/18-19/1977 |
| MOST HITS IN ML DEBUT, 9 innings..... | 4++, Ted Cox, 9/18/1977 at BAL |
| MOST HITS BY PITCHER..... | 5++, Babe Ruth, 5/9/1918 at WAS (1B, 3 2B, 3B) |
| MOST SINGLES, 9 innings..... | 5, 11 times, last Mookie Betts, 8/26/2016 vs. KC |
| MOST SINGLES, extra innings..... | 6, Nomar Garciaparra, 6/21/2003, 13 inn. at PHI; Jerry Remy, 9/3-4/1981, 20 inn. vs. SEA |
| MOST DOUBLES..... | 4++, Brock Holt, 6/1/2014 vs. TB; Victor Martinez, 6/1/2010 vs. OAK; Rick Miller, 5/11/1981 at TOR; Orlando Cepeda, 8/8/1973 at KC; Al Zarilla, 6/8/1950 vs. STL; Billy Werber, 7/17/1935-G1 vs. CLE |
| MOST CONSECUTIVE DOUBLES..... | 4++, Victor Martinez, 6/1/2010 vs. OAK; Billy Werber, 7/17/1935, G1, vs. CLE |
| MOST TRIPLES..... | 3++, Patsy Dougherty, 9/5/1903 vs. PHA |
| MOST TOTAL BASES..... | 16, Fred Lynn, 6/18/1975 at DET |
| MOST RBI..... | 10, Nomar Garciaparra, 5/10/1999 vs. SEA; Fred Lynn, 6/18/1975 at DET; Norm Zauchin, 5/27/1955 vs. WAS; Rudy York, 7/27/1946 at STL |
| MOST RBI, all of club's runs..... | 9+, Mike Greenwell, 9/21/1996 at SEA (10 inn.) |
| MOST WALKS..... | 6++, Jimmie Foxx, 6/16/1938 at STL |
| MOST INTENTIONAL WALKS, 9 innings..... | 3**, Adrián González, 9/28/2011 at BAL; David Ortiz, 7/6/2010 at TB; Wade Boggs, 4/10/1990 vs. DET; Carl Yastrzemski, 4/17/1968 vs. CWS |
| MOST INTENTIONAL WALKS, extra innings..... | 4**, Manny Ramirez, 6/5/2001 vs. DET (18 inn.) |
| MOST STRIKEOUTS, 9 innings..... | 5++, Phil Plantier, 10/1/1991 vs. DET; Ray Jarvis, 4/20/1969 vs. CLE |
| MOST STRIKEOUTS, extra innings..... | 6++, Cecil Cooper, 6/14/1974 at CAL |
| MOST SACRIFICE HITS..... | 4++, Jack Barry, 8/21/1916 vs. CLE |
| MOST STOLEN BASES..... | 5, Jacoby Ellsbury, 5/30/2013 at PHI |
| MOST RUNNERS LOB..... | 12, David Ortiz, 5/14/2009 at LAA (12 inn.); Trot Nixon, 6/12/2003 vs. STL (13 inn.) |

Single Inning

| | |
|-------------------------------|--|
| MOST TIMES FACED PITCHER..... | 3++, Johnny Damon, 6/27/2003 (1st) vs. FLA; Sammy White, Gene Stephens, Tom Umphlett, Johnny Lipon and George Kell, 6/18/1953 (7th) vs. DET; Ted Williams, 7/4/1948 (7th) vs. PHA |
| MOST RUNS..... | 3++, Sammy White, 6/18/1953 (7th) vs. DET |
| MOST HITS..... | 3++, Johnny Damon, 6/27/2003 (1st) vs. FLA; Gene Stephens, 6/18/1953 (7th) vs. DET |
| MOST DOUBLES..... | 2++, 9 times, last David Ortiz, 5/9/2016 (4th) vs. OAK |
| MOST HOME RUNS..... | 2++, David Ortiz, 8/12/2008 (1st) vs. TEX; Nomar Garciaparra, 7/23/2002 (3rd) vs. TB (G1); Ellis Burks, 8/27/1990 (4th) at CLE; Bill Regan, 6/16/1928 (4th) vs. CWS |
| MOST PINCH HITS..... | 2++, Nick Punto, 6/13/2012 (8th) at MIA; Eric Hinske, 7/21/2007 (7th) vs. CWS; Dave Henderson, 5/17/1987 (8th) at MIN; Russ Nixon, 5/4/1962 (5th) vs. CWS |
| MOST WALKS..... | 2++, Andrew Benintendi, 5/7/2017 (9th) at MIN; Sandy Leon, 8/14/2016 (5th) vs. ARI; David Ortiz, 6/18/2010 (5th) vs. LAD; Bobby Doerr and Ted Williams, 7/4/1948 (7th) vs. PHA |
| MOST RBI..... | 6, David Ortiz, 8/12/2008 (1st) vs. TEX; Carlos Quintana, 7/30/1991 (3rd) vs. TEX; Tom McBride, 8/4/1945 (4th) at WSH (G2) |

+ML record (since 1900) ++tied for ML record *AL record **tied for AL record

Club Batting Records

Single Season

| | |
|--|---|
| MOST CONSECUTIVE DAYS IN FIRST PLACE..... | 166, 2007 |
| MOST AT-BATS..... | 5,781+ in 1997 (162 games) |
| MOST RUNS..... | 1,027 in 1950 (154 games) |
| FEWEST RUNS..... | 463 in 1906 (155 games) |
| MOST 20-RUN GAMES..... | 3+,, 1950 |
| MOST RUNS, TWO CONSECUTIVE GAMES..... | 49+, vs. STL, 6/7-8/1950 |
| MOST RUNS, THREE CONSECUTIVE GAMES..... | 56+, vs. STL, 6/7-9/1950 |
| MOST RUNS, FOUR CONSECUTIVE GAMES..... | 65+, 6/5-8/1950 |
| MOST CONSECUTIVE GAMES, 10 OR MORE RUNS..... | 4, 5/9-12/2016; 8/24-26/2007; 6/2-5/1950; 6/20-22/1912; 6/14-17/1901 |
| MOST HITS..... | 1,684 in 1997 (162 games); 1,665 in 1950 (154 games) |
| FEWEST HITS..... | 990 in 1918 (126 games); 1,179 in 1905 (153 games) |
| MOST SINGLES..... | 1,156 in 1950 (154 games) |
| MOST DOUBLES..... | 373 in 2004 (162 games) and 1997 (162 games) |
| MOST PLAYERS WITH 30 DOUBLES..... | 8+,, 2003 |
| MOST TRIPLES..... | 113* in 1903 (141 games) |
| MOST HOME RUNS..... | 238 in 2003 (162 games) |
| MOST EXTRA-BASE HITS..... | 649+ in 2003 (162 games) |
| MOST TOTAL BASES..... | 2,832+ in 2003 (162 games) |
| MOST SACRIFICE FLIES..... | 64 in 2003 (162 games) |
| MOST PLAYERS WITH 80 RBI..... | 8+ in 2003 |
| MOST STOLEN BASES..... | 215 in 1909 (152 games) |
| BEST STOLEN BASE PERCENTAGE..... | 86.6* in 2013 (123 SB/19 CS) |
| LEAST CAUGHT STEALING..... | 12 in 2005 (57 atts.) |
| MOST BASES ON BALLS..... | 835+ in 1949 (155 games) |
| MOST STRIKEOUTS..... | 1,337 in 2014 (162 games) |
| FEWEST STRIKEOUTS..... | 282*, 1901 (138 games) |
| MOST HIT BY PITCHER..... | 77 in 1909 (152 games) |
| FEWEST HIT BY PITCHER..... | 10 in 1940 (154 games) |
| MOST RBI..... | 974 in 1950 (154 games) |
| HIGHEST BATTING AVERAGE..... | .302 in 1950 (154 games) |
| LOWEST BATTING AVERAGE..... | .234 in 1905 (153 games) |
| HIGHEST SLUGGING PERCENTAGE..... | .491+ in 2003 (162 games) |
| LOWEST SLUGGING PERCENTAGE..... | .292 in 1907 (155 games) |
| MOST GROUNDED INTO DOUBLE PLAY..... | 174+ in 1990 (162 games) |
| FEWEST GROUNDED INTO DOUBLE PLAY..... | 87 in 1994 (115 games); 94 in 1942 (152 games) |
| MOST LEFT ON BASE..... | 1,308 in 1989 (162 games); 1,305 in 1948 (155 games) |
| FEWEST LEFT ON BASE..... | 1,015 in 1929 (155 games) |
| MOST .300 HITTERS (AL qualifiers)..... | 6 in 1938 |
| MOST PLAYERS WITH 100 HITS..... | 9 in 2007, 2003, 1999, 1991, 1984 |
| MOST TIMES SHUT OUT..... | 28 in 1906 |
| FEWEST TIMES SHUT OUT..... | 1 in 1995 |

Single Game

| | |
|--|---|
| LONGEST 9-INNING GAME, by time..... | 4:45+, 8/18/2006 (G2) vs. NYY |
| LONGEST GAME, by time..... | 6:49 (19 inn.), 4/10/2015 at NYY |
| MOST TIMES FACED PITCHER, 9 innings..... | 64, 6/8/1950 vs. STL |
| MOST RUNS..... | BOS 29, STL 4, 6/8/1950 |
| MOST RUNS, both clubs..... | 36*, BOS (19) vs. TEX (17), 8/12/2008; BOS (22) at PHA (14), 6/29/1950 |
| MOST RUNS, shutout..... | BOS 19, PHA 0, 4/30/1950 |
| LARGEST DEFICIT OVERCOME TO WIN..... | 11, 8/28/1950 vs. CLE, down 12-1, won 15-14 |
| MOST SPECTACULAR RALLY TO WIN..... | down 12-5, one on and one out in 9th, 6/18/1961 (G1) vs. WAS, won 13-12 |
| MOST RUNS, first inning..... | 14**, 6/27/2003 vs. FLA, won 25-8 |
| MOST RUNS, before first out in first inning..... | 10+, 6/27/2003 vs. FLA |
| MOST HITS..... | 28, 6/27/2003 vs. FLA; 6/8/1950 vs. STL |
| MOST HITS, both clubs..... | 45**, PHA 27, BOS 18, 7/8/1902 |
| MOST CONSECUTIVE HITS..... | 10**, 6/27/2003 vs. FLA (1st); 6/2/1901 vs. MIL (9th) |
| MOST PLAYERS WITH 4 OR MORE HITS..... | 4**, 9/20/2005 at TB; 6/8/1950 vs. STL |
| MOST SINGLES..... | 24, 6/18/1953 vs. DET |
| MOST SINGLES, both clubs..... | 36+,, CWS 21, BOS 15, 8/15/1922 |
| MOST DOUBLES..... | 12**, 7/29/1990 at DET |
| MOST RUNNERS LOB, 9 innings..... | 19, 5/2/1971 vs. MIN-G2, won 9-8 |

+ML record (since 1900) ++tied for ML record *AL record **tied for AL record

Club Batting Records, Continued

| | |
|---|--|
| MOST RUNNERS LOB, extra innings..... | 22, 8/22/1951 at STL (13 inn.), won 3-1 |
| MOST RUNNERS LOB, 9-inning shutout | 14, 5/16/1988 vs. OAK (L, 3-0); 5/2/1988 vs. KC (L, 2-0) |
| MOST STOLEN BASES | 8, 9/29/1940-G2 vs. PHA (8 inn.); 7/4/1913 vs. PHA |
| MOST TOTAL BASES | 60+, 6/8/1950 vs. STL |
| MOST EXTRA-BASE HITS | 17+, 6/8/1950 vs. STL |
| MOST PINCH HITS | 4**, 9/8/1995 at NYY; 6/23/1954 at BAL |
| MOST RBI..... | 29, 6/8/1950 vs. STL |
| MOST STRIKEOUTS, 9 innings | 19, 8/12/1974 at CAL |
| MOST WALKS, 9 innings..... | 15, 5/7/1992 at CWS, (L, 6-7); 6/16/1961 vs. WAS, (W, 14-9); 7/7/1949 at WAS (W, 8-4); 5/18/1946 at STL (W, 18-8); 4/29/1924 at WAS (W, 15-6) |
| MOST WALKS, extra innings..... | 18, 9/17/1920 at DET (12 inn.), lost 14-13 |
| MOST BATTERS WALKED, none scored..... | 13, 5/18/1986 vs. TEX |
| MOST GROUNDED INTO DOUBLE PLAYS, 9 innings | 6**, 7/18/1990 vs. MIN; 4/13/1984 vs. DET; 5/1/1966, vs. CAL-G1 |
| MOST HIT INTO TRIPLE PLAYS | 2+, 7/17/1990 vs. MIN |
| MOST PLAYERS USED IN 9-INNING GAME, both clubs..... | 46++, 10/2/2005 vs. NYY (NYY 24, BOS 22) |

Single Inning

| | |
|---|--|
| MOST PLATE APPEARANCES..... | 23+, 6/18/1953 vs. DET (7th) |
| MOST RUNS | 17*, 6/18/1953 vs. DET (7th) |
| MOST RUNS, none out..... | 12++, 5/7/2009 vs. CLE (6th) |
| MOST RUNS, with 2 out..... | 11, 8/21/1986 at CLE (6th) |
| MOST RUNS, with 2 out, none on..... | 9, 6/2/1901 vs. MIL (9th) |
| MOST HITS | 14*, 6/18/1953 vs. DET (7th) |
| MOST SINGLES..... | 11*, 6/18/1953 vs. DET (7th) |
| MOST CONSECUTIVE HITS | 10**, 6/27/2003 vs. FLA (1st, BB); 6/2/1901 vs. MIL (9th) |
| MOST BATTERS REACHING BASE..... | 20+, 6/18/1953 vs. DET (7th) |
| MOST BATTERS REACHING BASE, consecutive | 12, 6/23/1952 vs. DET (4th) |
| MOST DOUBLES | 5, 6/1/2003 at TOR (3rd); 9/6/1997 vs. MIL (3rd); 6/21/1994 at TOR (1st) |
| MOST TRIPLES..... | 4, 5/6/1934 vs. DET (4th) |
| MOST TRIPLES, consecutive..... | 4+, 5/6/1934 vs. DET (4th) |
| MOST TOTAL BASES | 25, 9/24/1940 at PHA (G1) (6th) |
| MOST EXTRA-BASE HITS | 7, 9/24/1940 at PHA (G1) (6th) |
| MOST PINCH HITS..... | 4++, 9/8/1995 at NYY (8th) |

+ML record (since 1900) ++tied for ML record *AL record **tied for AL record



Carl Yastrzemski holds all-time Red Sox records in games, runs, hits, doubles, RBI, extra-base hits, and total bases.

Single-Season Batting Leaders

Games

| | |
|----------------------|------------|
| 1. Rice..... | *163, 1978 |
| 2. Buckner (L)..... | 162, 1985 |
| Evans..... | †162, 1984 |
| Evans..... | †162, 1982 |
| Yastrzemski (L)..... | †162, 1969 |
| Scott..... | 162, 1966 |
| 7. Vaughn (L)..... | 161, 1996 |
| Boggs (L)..... | 161, 1985 |
| Yastrzemski (L)..... | 161, 1970 |
| Yastrzemski (L)..... | 161, 1967 |

Hits

| | |
|-----------------------|------------|
| 1. Boggs (L)..... | *240, 1985 |
| 2. Speaker (L)..... | 222, 1912 |
| 3. Betts | 214, 2016 |
| Boggs (L)..... | 214, 1988 |
| 5. Gonzalez (L)..... | †213, 2011 |
| Pedroia | †213, 2008 |
| Rice..... | *213, 1978 |
| 8. Ellsbury (L)..... | 212, 2011 |
| 9. Boggs (L)..... | 210, 1983 |
| 10. Garciaparra..... | *209, 1997 |

Home Runs

| | |
|----------------------|-----------|
| 1. Ortiz (L)..... | *54, 2006 |
| 2. Foxx..... | 50, 1938 |
| 3. Ortiz (L)..... | 47, 2005 |
| 4. Rice..... | *46, 1978 |
| 5. M. Ramirez..... | 45, 2005 |
| 6. Vaughn (L)..... | 44, 1996 |
| Yastrzemski (L)..... | †44, 1967 |
| 8. M. Ramirez..... | *43, 2004 |
| Armas..... | *43, 1984 |
| T. Williams (L)..... | *43, 1949 |

Batting Avg.

| | |
|-------------------------|-------------|
| 1. T. Williams (L)..... | *.406, 1941 |
| 2. T. Williams (L)..... | *.388, 1957 |
| 3. Speaker (L)..... | .383, 1912 |
| 4. Garciaparra..... | *.372, 2000 |
| 5. Alexander..... | *.372, 1932 |
| 6. T. Williams (L)..... | *.369, 1948 |
| 7. Boggs (L)..... | *.368, 1985 |
| 8. Boggs (L)..... | *.366, 1988 |
| 9. Speaker (L)..... | .365, 1913 |
| 10. Boggs (L)..... | *.363, 1987 |

Stolen Bases

| | |
|----------------------|-----------|
| 1. Ellsbury (L)..... | *70, 2009 |
| 2. T. Harper..... | *54, 1973 |
| 3. Ellsbury (L)..... | *52, 2013 |
| Speaker (L)..... | 52, 1912 |
| 5. Ellsbury (L)..... | *50, 2008 |
| 6. Speaker (L)..... | 46, 1913 |
| 7. O. Nixon (S)..... | 42, 1994 |
| Speaker (L)..... | 42, 1914 |
| 9. Werber..... | *40, 1934 |
| Hooper (L)..... | 40, 1910 |

Pinch Hits

| | |
|-----------------------|-----------|
| 1. Cronin..... | *18, 1943 |
| 2. R. Miller (L)..... | 16, 1983 |
| D. Williams..... | *16, 1963 |
| 4. R. Miller (L)..... | 14, 1984 |
| L. Green (L)..... | 14, 1966 |
| 6. D. Jones (L)..... | *13, 1967 |
| D. Jones (L)..... | 13, 1966 |
| Finney (L)..... | 13, 1939 |
| B. Miller..... | *13, 1935 |
| 10. 2 tied..... | 12 |

At-Bats

| | |
|-----------------------|------------|
| 1. Garciaparra..... | *684, 1997 |
| 2. Rice..... | *677, 1978 |
| 3. Buckner (L)..... | 673, 1985 |
| 4. Betts | *672, 2016 |
| 5. Burleson..... | *663, 1977 |
| 6. Cramer (L)..... | *661, 1940 |
| 7. Ellsbury (L)..... | 660, 2011 |
| 8. Garciaparra..... | 658, 2003 |
| Cramer (L)..... | *658, 1938 |
| 10. Rice..... | 657, 1984 |

Doubles

| | |
|-------------------------|-----------|
| 1. Webb (L)..... | *67, 1931 |
| 2. Garciaparra..... | 156, 2002 |
| 3. Pedroia | *54, 2008 |
| 4. Speaker (L)..... | *53, 1912 |
| 5. Ortiz (L)..... | 52, 2007 |
| 6. Garciaparra..... | 51, 2000 |
| Boggs (L)..... | *51, 1989 |
| Cronin..... | *51, 1938 |
| 9. Beltre..... | *49, 2010 |
| 10. 2 tied..... | 48 |

Runs Batted In

| | |
|-------------------------|------------|
| 1. Foxx..... | *175, 1938 |
| 2. V. Stephens..... | †159, 1949 |
| T. Williams (L)..... | †159, 1949 |
| 4. Ortiz (L)..... | *148, 2005 |
| 5. T. Williams (L)..... | *145, 1939 |
| 6. Ramirez..... | 144, 2005 |
| Dropo..... | †144, 1950 |
| V. Stephens..... | †144, 1950 |
| 9. Vaughn (L)..... | 143, 1996 |
| Foxx..... | 143, 1936 |

On-Base Pct.

| | |
|-------------------------|-------------|
| 1. T. Williams (L)..... | *.553, 1941 |
| 2. T. Williams (L)..... | *.526, 1957 |
| 3. T. Williams (L)..... | *.513, 1954 |
| 4. T. Williams (L)..... | *.499, 1942 |
| 5. T. Williams (L)..... | *.499, 1947 |
| 6. T. Williams (L)..... | *.497, 1946 |
| 7. T. Williams (L)..... | *.497, 1948 |
| 8. T. Williams (L)..... | *.490, 1949 |
| 9. T. Williams (L)..... | *.479, 1956 |
| 10. Boggs (L)..... | *.476, 1988 |

Extra-Base Hits

| | |
|----------------------|-----------|
| 1. Foxx..... | *92, 1938 |
| 2. Ortiz (L)..... | *91, 2004 |
| 3. Ortiz (L)..... | *88, 2007 |
| Ortiz (L)..... | *88, 2005 |
| 5. Ortiz (L)..... | *87, 2016 |
| Ramirez..... | 87, 2004 |
| 7. Rice..... | *86, 1978 |
| T. Williams (L)..... | *86, 1939 |
| 9. 4 tied..... | 85 |

Multi-Hit Games

| | |
|-----------------------|-----------|
| 1. Boggs (L)..... | *72, 1985 |
| 2. Rice..... | *69, 1978 |
| 3. Garciaparra..... | *68, 1997 |
| Boggs (L)..... | *68, 1983 |
| 5. Betts | *67, 2016 |
| 6. Gonzalez (L)..... | *66, 2011 |
| T. Williams (L)..... | 66, 1940 |
| 8. Garciaparra..... | 65, 2000 |
| Pesky (L)..... | 65, 1942 |
| 10. 2 tied..... | 64 |

Runs

| | |
|-------------------------|------------|
| 1. T. Williams (L)..... | *150, 1949 |
| 2. T. Williams (L)..... | *142, 1946 |
| 3. T. Williams (L)..... | *141, 1942 |
| 4. Foxx..... | 139, 1938 |
| 5. Speaker (L)..... | 136, 1912 |
| 6. T. Williams (L)..... | *135, 1941 |
| 7. T. Williams (L)..... | *134, 1940 |
| 8. DiMaggio..... | *131, 1950 |
| T. Williams (L)..... | 131, 1939 |
| 10. 2 tied..... | 130 |

Triples

| | |
|------------------------|-----------|
| 1. Speaker (L)..... | 22, 1913 |
| 2. Freeman (L)..... | 20, 1903 |
| 3. L. Gardner (L)..... | 19, 1914 |
| Freeman (L)..... | †19, 1904 |
| C. Stahl (L)..... | †19, 1904 |
| Freeman (L)..... | 19, 1902 |
| 7. Speaker (L)..... | 18, 1914 |
| L. Gardner (L)..... | 18, 1912 |
| 9. 4 tied..... | 17 |

Walks

| | |
|-------------------------|------------|
| 1. T. Williams (L)..... | *162, 1949 |
| T. Williams (L)..... | *162, 1947 |
| 3. T. Williams (L)..... | *156, 1946 |
| 4. T. Williams (L)..... | *147, 1941 |
| 5. T. Williams (L)..... | *145, 1942 |
| 6. T. Williams (L)..... | *144, 1951 |
| 7. T. Williams (L)..... | *136, 1954 |
| 8. Yastrzemski (L)..... | 128, 1970 |
| 9. T. Williams (L)..... | *126, 1948 |
| 10. Boggs (L)..... | *125, 1988 |

Slugging Pct.

| | |
|-------------------------|-------------|
| 1. T. Williams (L)..... | *.735, 1941 |
| 2. T. Williams (L)..... | *.731, 1957 |
| 3. Foxx..... | *.704, 1938 |
| 4. Foxx..... | *.694, 1939 |
| 5. T. Williams (L)..... | *.667, 1946 |
| 6. Ruth (L)..... | *.657, 1919 |
| 7. T. Williams (L)..... | *.650, 1949 |
| 8. T. Williams (L)..... | *.648, 1942 |
| 9. Ramirez..... | .647, 2002 |
| 10. Lynn (L)..... | *.637, 1979 |

Total Bases

| | |
|-------------------------|------------|
| 1. Rice..... | *406, 1978 |
| 2. Foxx..... | *398, 1938 |
| 3. Rice..... | *382, 1977 |
| 4. Vaughn (L)..... | 370, 1996 |
| 5. Rice..... | *369, 1979 |
| Foxx..... | 369, 1936 |
| 7. T. Williams (L)..... | *368, 1949 |
| 8. Garciaparra..... | 365, 1997 |
| 9. Ellsbury (L)..... | *364, 2011 |
| 10. Ortiz (L)..... | 363, 2005 |

Intentional Walks

| | |
|-------------------------|-----------|
| 1. T. Williams (L)..... | *33, 1957 |
| 2. Ramirez..... | *28, 2003 |
| 3. Ortiz (L)..... | *27, 2013 |
| 4. Ramirez..... | *25, 2001 |
| Boggs (L)..... | *25, 1991 |
| 6. Ortiz (L)..... | 23, 2006 |
| Vaughn (L)..... | 23, 1993 |
| 8. Ortiz (L)..... | 22, 2014 |
| 9. 3 tied..... | 20 |

* led AL † tied for AL lead **376 AB for Red Sox but led AL at .367 overall (L) left-handed hitter (S) switch-hitter

Career Batting Leaders

Games

| | |
|--------------------------|-------|
| 1. Yastrzemski (L)..... | 3,308 |
| 2. Evans..... | 2,505 |
| 3. T. Williams (L)..... | 2,292 |
| 4. Rice..... | 2,089 |
| 5. Ortiz (L)..... | 1,953 |
| 6. Doerr..... | 1,865 |
| 7. Hooper (L)..... | 1,646 |
| 8. Boggs (L)..... | 1,625 |
| 9. Petrocelli..... | 1,553 |
| 10. Varitek (S)..... | 1,546 |
| 11. Pedroia | 1,503 |
| 12. DiMaggio..... | 1,399 |
| 13. Malzone..... | 1,359 |
| 14. Greenwell (L)..... | 1,269 |
| 15. G. Scott..... | 1,192 |
| 16. Du. Lewis..... | 1,184 |
| 17. Goodman (L)..... | 1,177 |
| 18. Cronin..... | 1,134 |
| 19. Gardner (L)..... | 1,123 |
| 20. R. Miller (L)..... | 1,101 |

Hits

| | |
|-------------------------|-------|
| 1. Yastrzemski (L)..... | 3,419 |
| 2. T. Williams (L)..... | 2,654 |
| 3. Rice..... | 2,452 |
| 4. Evans..... | 2,373 |
| 5. Boggs (L)..... | 2,098 |
| 6. Ortiz (L)..... | 2,079 |
| 7. Doerr..... | 2,042 |
| 8. Pedroia | 1,802 |
| 9. Hooper (L)..... | 1,707 |
| 10. DiMaggio..... | 1,680 |
| 11. Malzone..... | 1,454 |
| 12. Greenwell (L)..... | 1,400 |
| 13. Petrocelli..... | 1,352 |
| 14. Goodman (L)..... | 1,344 |
| 15. Speaker (L)..... | 1,328 |
| 16. Varitek (S)..... | 1,307 |
| 17. Garciaparra..... | 1,281 |
| 18. Pesky (L)..... | 1,277 |
| 19. Du. Lewis..... | 1,248 |
| 20. Ramirez..... | 1,232 |

Home Runs

| | |
|--------------------------|-----|
| 1. T. Williams (L)..... | 521 |
| 2. Ortiz (L)..... | 483 |
| 3. Yastrzemski (L)..... | 452 |
| 4. Rice..... | 382 |
| 5. Evans..... | 379 |
| 6. Ramirez..... | 274 |
| 7. Vaughn (L)..... | 230 |
| 8. Doerr..... | 223 |
| 9. Foxx..... | 222 |
| 10. Petrocelli..... | 210 |
| 11. Varitek (S)..... | 193 |
| 12. Garciaparra..... | 178 |
| 13. Jensen..... | 170 |
| 14. T. Conigliaro..... | 162 |
| Fisk..... | 162 |
| 16. G. Scott..... | 154 |
| 17. R. Smith (S)..... | 149 |
| 18. Pedroia | 140 |
| 19. T. Nixon (L)..... | 133 |
| Youkilis..... | 133 |

At-Bats

| | |
|-------------------------|--------|
| 1. Yastrzemski (L)..... | 11,988 |
| 2. Evans..... | 8,725 |
| 3. Rice..... | 8,222 |
| 4. T. Williams (L)..... | 7,706 |
| 5. Ortiz (L)..... | 7,163 |
| 6. Doerr..... | 7,093 |
| 7. Hooper (L)..... | 6,270 |
| 8. Boggs (L)..... | 6,213 |
| 9. Pedroia | 6,000 |
| 10. DiMaggio..... | 5,640 |
| 11. Petrocelli..... | 5,390 |
| 12. Malzone..... | 5,273 |
| 13. Varitek (S)..... | 5,099 |
| 14. Greenwell (L)..... | 4,623 |
| 15. Goodman (L)..... | 4,399 |
| 16. Du. Lewis..... | 4,325 |
| 17. G. Scott..... | 4,234 |
| 18. Pesky (L)..... | 4,085 |
| 19. Burleson..... | 4,064 |
| 20. Garciaparra..... | 3,968 |

Doubles

| | |
|-------------------------|-----|
| 1. Yastrzemski (L)..... | 646 |
| 2. T. Williams (L)..... | 525 |
| 3. Ortiz (L)..... | 524 |
| 4. Evans..... | 474 |
| 5. Boggs (L)..... | 422 |
| 6. Pedroia | 394 |
| 7. Doerr..... | 381 |
| 8. Rice..... | 373 |
| 9. DiMaggio..... | 308 |
| 10. Varitek (S)..... | 306 |
| 11. Garciaparra..... | 279 |
| 12. Greenwell (L)..... | 275 |
| 13. Cronin..... | 270 |
| 14. Valentin..... | 266 |
| 15. Ramirez..... | 256 |
| 16. Du. Lewis..... | 254 |
| 17. Goodman (L)..... | 248 |
| 18. Hooper (L)..... | 246 |
| 19. Speaker (L)..... | 241 |
| 20. Youkilis..... | 239 |

Runs Batted In

| | |
|--------------------------|-------|
| 1. Yastrzemski (L)..... | 1,844 |
| 2. T. Williams (L)..... | 1,839 |
| 3. Ortiz (L)..... | 1,530 |
| 4. Rice..... | 1,451 |
| 5. Evans..... | 1,346 |
| 6. Doerr..... | 1,247 |
| 7. Ramirez..... | 868 |
| 8. Foxx..... | 788 |
| 9. Petrocelli..... | 773 |
| 10. Varitek (S)..... | 757 |
| 11. Vaughn (L)..... | 752 |
| 12. Cronin..... | 737 |
| 13. Jensen..... | 733 |
| 14. Greenwell (L)..... | 726 |
| 15. Pedroia | 724 |
| 16. Malzone..... | 716 |
| 17. Garciaparra..... | 690 |
| 18. Boggs (L)..... | 687 |
| 19. Du. Lewis..... | 629 |
| 20. DiMaggio..... | 618 |

Runs

| | |
|--------------------------|-------|
| 1. Yastrzemski (L)..... | 1,816 |
| 2. T. Williams (L)..... | 1,798 |
| 3. Evans..... | 1,435 |
| 4. Rice..... | 1,249 |
| 5. Ortiz (L)..... | 1,204 |
| 6. Doerr..... | 1,094 |
| 7. Boggs (L)..... | 1,067 |
| 8. DiMaggio..... | 1,046 |
| 9. Hooper (L)..... | 988 |
| 10. Pedroia | 920 |
| 11. Pesky (L)..... | 776 |
| 12. Ramirez..... | 743 |
| 13. Foxx..... | 721 |
| 14. Garciaparra..... | 709 |
| 15. Speaker (L)..... | 703 |
| 16. Goodman (L)..... | 688 |
| 17. Varitek (S)..... | 664 |
| 18. Greenwell (L)..... | 657 |
| 19. Petrocelli..... | 653 |
| 20. Cronin..... | 645 |

Triples

| | |
|--------------------------|-----|
| 1. Hooper (L)..... | 130 |
| 2. Speaker (L)..... | 106 |
| 3. Freeman (L)..... | 90 |
| 4. Doerr..... | 89 |
| 5. Gardner (L)..... | 87 |
| 6. Rice..... | 79 |
| 7. Ferris..... | 77 |
| 8. Evans..... | 72 |
| 9. T. Williams (L)..... | 71 |
| 10. J. Collins..... | 65 |
| 11. Parent..... | 63 |
| 12. Du. Lewis..... | 62 |
| C. Stahl (L)..... | 62 |
| 14. Yastrzemski (L)..... | 59 |
| 15. DiMaggio..... | 57 |
| 16. Todd (L)..... | 56 |
| 17. Garciaparra..... | 50 |
| J. Stahl..... | 50 |
| 19. Boggs (L)..... | 47 |
| He. Wagner..... | 47 |

Walks

| | |
|--------------------------|-------|
| 1. T. Williams (L)..... | 2,021 |
| 2. Yastrzemski (L)..... | 1,845 |
| 3. Evans..... | 1,337 |
| 4. Ortiz (L)..... | 1,133 |
| 5. Boggs (L)..... | 1,004 |
| 6. Hooper (L)..... | 826 |
| 7. Doerr..... | 809 |
| 8. DiMaggio..... | 750 |
| 9. Rice..... | 670 |
| 10. Petrocelli..... | 661 |
| 11. Ramirez..... | 636 |
| 12. Foxx..... | 624 |
| 13. Pedroia | 621 |
| 14. Varitek (S)..... | 614 |
| 15. Cronin..... | 585 |
| Jensen..... | 585 |
| 17. Pesky (L)..... | 581 |
| 18. Goodman (L)..... | 561 |
| 19. Vaughn (L)..... | 519 |
| 20. Youkilis..... | 494 |

(L) left-handed hitter (S) switch-hitter

Career Batting Leaders, Continued

Batting Avg. (1,500 AB)

| | |
|--------------------------|-----|
| 1. T. Williams (L)..... | 344 |
| 2. Boggs (L)..... | 338 |
| 3. Speaker (L)..... | 337 |
| 4. Garciparra..... | 323 |
| 5. Runnels (L)..... | 320 |
| 6. Foxx..... | 320 |
| 7. R. Johnson (L)..... | 313 |
| 8. Pesky (L)..... | 313 |
| 9. Ramirez..... | 312 |
| 10. Lynn (L)..... | 308 |
| 11. Goodman (L)..... | 306 |
| 12. Vaughn (L)..... | 304 |
| 13. Greenwell (L)..... | 303 |
| 14. Cramer (L)..... | 302 |
| 15. R. Ferrell..... | 302 |
| 16. Finney (L)..... | 301 |
| 17. Pedroia | 300 |
| 18. Cronin..... | 300 |
| 19. Rice..... | 298 |
| 20. DiMaggio..... | 298 |

Stolen Bases

| | |
|-------------------------|-----|
| 1. Hooper (L)..... | 300 |
| 2. Speaker (L)..... | 267 |
| 3. Ellsbury (L)..... | 241 |
| 4. Yastrzemski (L)..... | 168 |
| 5. He. Wagner..... | 141 |
| 6. Pedroia | 138 |
| 7. Gardner (L)..... | 134 |
| 8. Parent..... | 129 |
| 9. T. Harper..... | 107 |
| Werber..... | 107 |
| 11. C. Stahl (L)..... | 105 |
| 12. J. Collins..... | 102 |
| Du. Lewis..... | 102 |
| 14. DiMaggio..... | 100 |
| 15. Damon (L)..... | 98 |
| Remy (L)..... | 98 |
| 17. Burks..... | 95 |
| Jensen..... | 95 |
| 19. Garciparra..... | 84 |
| R. Smith (S)..... | 84 |

On-Base Pct. (1,500 AB)

| | |
|--------------------------|-----|
| 1. T. Williams (L)..... | 482 |
| 2. Foxx..... | 429 |
| 3. Boggs (L)..... | 428 |
| 4. Speaker (L)..... | 414 |
| 5. Ramirez..... | 411 |
| 6. Runnels (L)..... | 408 |
| 7. Pesky (L)..... | 401 |
| 8. Vaughn (L)..... | 394 |
| 9. Cronin..... | 394 |
| 10. R. Ferrell..... | 394 |
| 11. Youkilis..... | 388 |
| 12. R. Johnson (L)..... | 386 |
| 13. Goodman (L)..... | 386 |
| 14. Ortiz (L)..... | 386 |
| 15. DiMaggio..... | 383 |
| 16. Lynn (L)..... | 383 |
| 17. Yastrzemski (L)..... | 379 |
| 18. Jensen..... | 374 |
| 19. Flagstead..... | 374 |
| 20. Garciparra..... | 370 |

Extra-Base Hits

| | |
|-------------------------|-------|
| 1. Yastrzemski (L)..... | 1,157 |
| 2. T. Williams (L)..... | 1,117 |
| 3. Ortiz (L)..... | 1,023 |
| 4. Evans..... | 925 |
| 5. Rice..... | 834 |
| 6. Doerr..... | 693 |
| 7. Boggs (L)..... | 554 |
| 8. Pedroia | 549 |
| 9. Ramirez..... | 537 |
| 10. Varitek (S)..... | 513 |
| 11. Garciparra..... | 507 |
| 12. Petrocelli..... | 469 |
| 13. DiMaggio..... | 452 |
| 14. Foxx..... | 448 |
| 15. Greenwell (L)..... | 443 |
| 16. Vaughn (L)..... | 439 |
| 17. Cronin..... | 433 |
| 18. Hooper (L)..... | 406 |
| 19. Valentin..... | 404 |
| 20. Fisk..... | 402 |

Slugging Pct. (1,500 AB)

| | |
|-------------------------|-----|
| 1. T. Williams (L)..... | 634 |
| 2. Foxx..... | 605 |
| 3. Ramirez..... | 588 |
| 4. Ortiz (L)..... | 570 |
| 5. Garciparra..... | 553 |
| 6. Vaughn (L)..... | 542 |
| 7. Lynn (L)..... | 520 |
| 8. Rice..... | 502 |
| 9. V. Stephens..... | 492 |
| 10. Daubach (L)..... | 488 |
| 11. T. Conigliaro..... | 488 |
| 12. Betts | 488 |
| 13. Youkilis..... | 487 |
| 14. Cronin..... | 484 |
| 15. Speaker (L)..... | 482 |
| 16. Fisk..... | 481 |
| 17. Armas..... | 480 |
| 18. T. Nixon (L)..... | 478 |
| 19. Jensen..... | 478 |
| 20. Evans..... | 473 |

Total Bases

| | |
|-------------------------|-------|
| 1. Yastrzemski (L)..... | 5,539 |
| 2. T. Williams (L)..... | 4,884 |
| 3. Rice..... | 4,129 |
| 4. Evans..... | 4,128 |
| 5. Ortiz (L)..... | 4,084 |
| 6. Doerr..... | 3,270 |
| 7. Boggs (L)..... | 2,869 |
| 8. Pedroia | 2,646 |
| 9. DiMaggio..... | 2,363 |
| 10. Ramirez..... | 2,324 |
| 11. Hooper (L)..... | 2,303 |
| 12. Petrocelli..... | 2,263 |
| 13. Varitek (S)..... | 2,220 |
| 14. Garciparra..... | 2,194 |
| 15. Greenwell (L)..... | 2,141 |
| 16. Malzone..... | 2,123 |
| 17. Vaughn (L)..... | 2,074 |
| 18. Foxx..... | 1,988 |
| 19. Speaker (L)..... | 1,898 |
| 20. Cronin..... | 1,883 |

(L) left-handed hitter
(S) switch-hitter



Harry Hooper is the Red Sox career leader in triples and stolen bases.

Annual Batting Leaders

| Year | Batting Average | Runs | Hits | Doubles |
|------|------------------------|--------------------------|------------------------|------------------------------|
| 2017 | Bogaerts..... .273 | Betts 101 | Betts 166 | Betts 46 |
| 2016 | Betts 318 | Betts 122 | Betts 214 | Ortiz *48 |
| 2015 | Bogaerts..... .320 | Betts 92 | Bogaerts 196 | Betts 42 |
| 2014 | Pedroia..... .278 | Pedroia 72 | Pedroia 153 | Pedroia 33 |
| 2013 | Ortiz 309 | Ellsbury 92 | Pedroia 193 | Pedroia 42 |
| 2012 | González 300 | Pedroia 81 | Pedroia 163 | Pedroia 39 |
| 2011 | González 338 | Ellsbury 119 | González **213 | Ellsbury 46 |
| 2010 | Beltre 321 | Scutaro 92 | Beltre 189 | Beltre *49 |
| 2009 | Youkilis 305 | Pedroia *115 | Ellsbury 188 | Pedroia 48 |
| 2008 | Pedroia 326 | Pedroia *118 | Pedroia **213 | Pedroia *54 |
| 2007 | Ortiz 332 | Ortiz 116 | Lowell 191 | Ortiz 52 |
| 2006 | Ramirez 321 | Ortiz 115 | Loretta 181 | Lowell 47 |
| 2005 | Damon 316 | Ortiz 119 | Damon 197 | Ortiz 40 |
| 2004 | Ramirez 308 | Damon 123 | Damon 189 | Ortiz 47 |
| 2003 | Mueller *326 | GarciaParra 120 | GarciaParra 198 | Mueller 45 |
| 2002 | Ramirez *349 | Damon 118 | GarciaParra 197 | GarciaParra **56 |
| 2001 | Ramirez 306 | T. Nixon 100 | Ramirez 162 | Ramirez 33 |
| 2000 | GarciaParra *372 | GarciaParra 104 | GarciaParra 197 | GarciaParra 51 |
| 1999 | GarciaParra *357 | Offerman 107 | GarciaParra 190 | GarciaParra 42 |
| 1998 | Vaughn 337 | Valentin 113 | Vaughn 205 | Valentin 44 |
| 1997 | Jefferson 319 | GarciaParra 122 | GarciaParra *209 | Valentin *47 |
| 1996 | Vaughn 326 | Vaughn 118 | Vaughn 207 | Jefferson 30 |
| 1995 | Naehring 307 | Valentin 108 | Vaughn 165 | Valentin 37 |
| 1994 | Vaughn 310 | Vaughn 65 | Vaughn 122 | Valentin 26 |
| 1993 | Greenwell 315 | Vaughn 86 | Greenwell 170 | Valentin 40 |
| 1992 | Brunansky 266 | Reed 64 | Reed 136 | Brunansky 31 |
| 1991 | Boggs 332 | Boggs 93 | Boggs 181 | Boggs, Reed 42 |
| 1990 | Boggs 302 | Boggs, Burks 89 | Boggs 187 | Reed **45 |
| 1989 | Boggs 330 | Boggs *113 | Boggs 205 | Boggs *51 |
| 1988 | Boggs *366 | Boggs *128 | Boggs 214 | Boggs *45 |
| 1987 | Boggs *363 | Evans 109 | Boggs 200 | Boggs 40 |
| 1986 | Boggs *357 | Boggs 107 | Boggs 207 | Boggs 47 |
| 1985 | Boggs *368 | Evans 110 | Boggs *240 | Buckner 46 |
| 1984 | Boggs 325 | Evans *121 | Boggs 203 | Evans 37 |
| 1983 | Boggs *361 | Boggs 100 | Boggs 210 | Boggs 44 |
| 1982 | Rice 309 | Evans 122 | Evans, Remy 178 | Evans 37 |
| 1981 | Lansford *336 | Evans 84 | Lansford 134 | Lansford 23 |
| 1980 | Rice 294 | Burleson 89 | Burleson 179 | Evans 37 |
| 1979 | Lynn *333 | Rice 117 | Rice 201 | Lynn 42 |
| 1978 | Rice 315 | Rice 121 | Rice *213 | Fisk 39 |
| 1977 | Rice 320 | Fisk 106 | Rice 206 | Burleson 36 |
| 1976 | Lynn 314 | Fisk, Lynn 76 | Rice 164 | Evans 34 |
| 1975 | Lynn 331 | Lynn *103 | Lynn 175 | Lynn *47 |
| 1974 | Yastrzemski 301 | Yastrzemski *93 | Yastrzemski 155 | Yastrzemski 25 |
| 1973 | Yastrzemski 296 | T. Harper 92 | Yastrzemski 160 | Cepeda, Yastrzemski 25 |
| 1972 | Fisk 293 | T. Harper 92 | T. Harper 141 | T. Harper 29 |
| 1971 | R. Smith 283 | R. Smith 85 | R. Smith 175 | R. Smith *33 |
| 1970 | Yastrzemski 329 | Yastrzemski *125 | Yastrzemski 186 | R. Smith 32 |
| 1969 | R. Smith 309 | Yastrzemski 96 | R. Smith 168 | Petrocelli 32 |
| 1968 | Yastrzemski *301 | Yastrzemski 90 | Yastrzemski 162 | R. Smith *37 |
| 1967 | Yastrzemski *326 | Yastrzemski *112 | Yastrzemski *189 | Yastrzemski 31 |
| 1966 | Yastrzemski 278 | Foy 97 | Yastrzemski 165 | Yastrzemski *39 |
| 1965 | Yastrzemski 312 | T. Conigliaro 82 | Yastrzemski 154 | Yastrzemski **45 |
| 1964 | Bressoud 293 | Bressoud 86 | Stuart 168 | Bressoud 41 |
| 1963 | Yastrzemski *321 | Yastrzemski 91 | Yastrzemski *183 | Yastrzemski *40 |
| 1962 | Runnels *326 | Yastrzemski 99 | Yastrzemski 191 | Yastrzemski 43 |
| 1961 | Malzone 266 | Schilling 87 | Schilling 167 | Yastrzemski 31 |
| 1960 | Runnels *320 | Runnels 80 | Runnels 169 | Malzone 30 |
| 1959 | Runnels 314 | Jensen 101 | Runnels 176 | Malzone 34 |
| 1958 | T. Williams *328 | Runnels 103 | Malzone 185 | Runnels 32 |
| 1957 | T. Williams *388 | Piersall 103 | Malzone 185 | Malzone 31 |
| 1956 | T. Williams 345 | Klaus, Piersall 91 | Jensen 182 | Piersall *40 |
| 1955 | Goodman 294 | Goodman 100 | Goodman 176 | Goodman 31 |
| 1954 | T. Williams 345 | T. Williams 93 | Jensen 160 | 3 tied 25 |
| 1953 | Goodman 313 | Piersall 76 | Goodman 161 | Kell 41 |
| 1952 | Goodman 306 | DiMaggio 81 | Goodman 157 | Goodman 27 |
| 1951 | T. Williams 318 | DiMaggio *113 | DiMaggio 189 | DiMaggio, Goodman 34 |
| 1950 | Goodman *354 | DiMaggio *131 | DiMaggio 193 | V. Stephens 34 |
| 1949 | T. Williams 343 | T. Williams *150 | T. Williams 194 | T. Williams *39 |
| 1948 | T. Williams *369 | DiMaggio 127 | T. Williams 188 | T. Williams *44 |

* led AL ** tied for AL lead


Batting
Records

Annual Batting Leaders, Continued

| Year | Batting Average | Runs | Hits | Doubles |
|------|--------------------------|--------------------------|-----------------------|-------------------------|
| 1947 | T. Williams * .343 | T. Williams *125 | Pesky *207 | T. Williams 40 |
| 1946 | T. Williams342 | T. Williams *142 | Pesky *208 | Pesky 43 |
| 1945 | B. Johnson280 | Lake 81 | B. Johnson 148 | Newsome 30 |
| 1944 | Doerr325 | B. Johnson 106 | B. Johnson 170 | B. Johnson 40 |
| 1943 | Fox288 | Doerr 78 | Doerr 163 | Doerr 32 |
| 1942 | T. Williams * .356 | T. Williams *141 | Pesky *205 | DiMaggio 36 |
| 1941 | T. Williams * .406 | T. Williams *135 | T. Williams 185 | Cronin 38 |
| 1940 | T. Williams344 | T. Williams *134 | Cramer **200 | T. Williams 43 |
| 1939 | Fox360 | T. Williams 131 | T. Williams 185 | T. Williams 44 |
| 1938 | Fox * .349 | Fox 139 | Vosmik *201 | Cronin *51 |
| 1937 | Chapman307 | Fox 111 | Cronin 175 | Cronin 40 |
| 1936 | Fox338 | Fox 130 | Fox 198 | McNair 36 |
| 1935 | R. Johnson315 | Almada 85 | Almada 176 | Cronin 37 |
| 1934 | Werber321 | Werber 129 | Werber 200 | R. Johnson 43 |
| 1933 | R. Johnson313 | R. Johnson 88 | R. Johnson 151 | Cooke 35 |
| 1932 | Alexander +.372 | R. Johnson 70 | Jolley 164 | Pickering 28 |
| 1931 | Webb333 | Webb 96 | Webb 196 | Webb *67 |
| 1930 | Webb323 | Oliver 86 | Oliver 189 | Regan 35 |
| 1929 | Rothrock300 | Rothrock 70 | Scarritt 159 | Todt 38 |
| 1928 | Myer313 | Flagstead 84 | Myer 168 | Flagstead 41 |
| 1927 | Tobin310 | Flagstead 63 | Myer 135 | Regan 37 |
| 1926 | Rigney270 | Rigney 71 | Todt 153 | Jacobson 36 |
| 1925 | I. Boone330 | Flagstead 84 | Flagstead 160 | Flagstead 38 |
| 1924 | I. Boone337 | Flagstead 106 | Wambsgans 174 | Wambsgans 41 |
| 1923 | J. Harris335 | Burns 91 | Burns 181 | Burns 47 |
| 1922 | J. Harris316 | Pratt 73 | Pratt 183 | Pratt 44 |
| 1921 | Pratt324 | Leibold 88 | McInnis 179 | Pratt 36 |
| 1920 | Hooper312 | Hooper 91 | Hooper 167 | Hooper, Schang 30 |
| 1919 | Ruth322 | Ruth *103 | E. Scott 141 | Ruth 34 |
| 1918 | Hooper289 | Hooper 81 | Hooper 137 | Hooper, Ruth 26 |
| 1917 | Du. Lewis302 | Hooper 89 | Du. Lewis 167 | Du. Lewis 29 |
| 1916 | Gardner308 | Hooper 75 | Hooper 156 | Lewis, Walker 29 |
| 1915 | Speaker322 | Speaker 108 | Speaker 176 | Du. Lewis 31 |
| 1914 | Speaker338 | Speaker 100 | Speaker *193 | Speaker *46 |
| 1913 | Speaker365 | Hooper 100 | Speaker 190 | Speaker 35 |
| 1912 | Speaker383 | Speaker 136 | Speaker 222 | Speaker *53 |
| 1911 | Speaker334 | Hooper 93 | Speaker 167 | Speaker 34 |
| 1910 | Speaker340 | Speaker 92 | Speaker 183 | Du. Lewis 29 |
| 1909 | Lord311 | Lord 86 | Speaker 168 | Speaker 26 |
| 1908 | Gessler308 | McConnell 77 | Lord 145 | Lord 15 |
| 1907 | Congalton286 | D. Sullivan 73 | Congalton 142 | Ferris 25 |
| 1906 | Grimshaw290 | Parent 67 | C. Stahl 170 | Ferris 25 |
| 1905 | J. Collins276 | Burkett 78 | Burkett 147 | J. Collins 25 |
| 1904 | Parent291 | Collins, Parent 85 | Parent 172 | J. Collins 33 |
| 1903 | Dougherty331 | Dougherty *107 | Dougherty *195 | Freeman 39 |
| 1902 | Dougherty342 | C. Stahl 92 | Freeman 174 | Freeman 38 |
| 1901 | Freeman339 | J. Collins 109 | J. Collins 185 | J. Collins 42 |

* led AL ** tied for AL lead + led AL at .367 with BOS and DET

Batting
Records



Ted Williams set a club record with his .406 batting average in 1941, still the last time any major leaguer hit .400.

Annual Batting Leaders, Continued

| Year | Triples | Home Runs | Runs Batted In | Stolen Bases |
|------|----------------------------|------------------------------|----------------------------|--------------------------|
| 2017 | Bogaerts.....6 | Betts24 | Betts102 | Betts.....26 |
| 2016 | Bradley Jr.7 | Ortiz38 | Ortiz.....**127 | Betts.....26 |
| 2015 | Betts8 | Ortiz37 | Ortiz.....108 | Betts.....21 |
| 2014 | Holt.....5 | Ortiz35 | Ortiz.....104 | Holt.....12 |
| 2013 | Drew, Ellsbury.....8 | Ortiz30 | Ortiz.....103 | Ellsbury.....*52 |
| 2012 | Pedroia.....3 | Saltalamacchia.....25 | González.....86 | Pedroia.....20 |
| 2011 | Crawford.....7 | Ellsbury.....32 | González.....117 | Ellsbury.....39 |
| 2010 | Youkilis.....5 | Ortiz32 | Beltre, Ortiz.....102 | Kalish.....10 |
| 2009 | Ellsbury.....**10 | Bay.....36 | Bay.....119 | Ellsbury.....*70 |
| 2008 | Ellsbury.....7 | Youkilis.....29 | Youkilis.....115 | Ellsbury.....*50 |
| 2007 | Crisp.....7 | Ortiz35 | Lowell.....120 | Lugo.....33 |
| 2006 | 7 tied.....2 | Ortiz*54 | Ortiz.....*137 | Crisp.....22 |
| 2005 | Damon.....6 | Ortiz47 | Ortiz.....*148 | Damon.....18 |
| 2004 | Damon.....6 | Ramirez.....*43 | Ortiz.....139 | Damon.....19 |
| 2003 | Garciaparra.....13 | Ramirez.....37 | Garciaparra.....105 | Damon.....30 |
| 2002 | Damon.....*11 | Ramirez.....33 | Garciaparra.....120 | Damon.....31 |
| 2001 | O'Leary.....6 | Ramirez.....41 | Ramirez.....125 | Everett.....9 |
| 2000 | T. Nixon.....8 | Everett.....34 | Everett.....108 | Everett.....11 |
| 1999 | Offerman.....11 | O'Leary.....28 | Garciaparra.....104 | Offerman.....18 |
| 1998 | Garciaparra, O'Leary.....8 | Vaughn.....40 | Garcicaparra.....122 | Da. Lewis.....29 |
| 1997 | Garciaparra.....*11 | Vaughn.....35 | Garciaparra.....98 | Garciaparra.....22 |
| 1996 | O'Leary.....5 | Vaughn.....44 | Vaughn.....143 | Frye.....18 |
| 1995 | O'Leary.....6 | Vaughn.....39 | Vaughn.....**126 | Valentin.....20 |
| 1994 | S. Cooper.....4 | Vaughn.....26 | Vaughn.....82 | O. Nixon.....42 |
| 1993 | Greenwell.....6 | Vaughn.....29 | Vaughn.....101 | Fletcher.....16 |
| 1992 | Boggs.....4 | Brunansky.....15 | Brunansky.....74 | Reed.....7 |
| 1991 | Greenwell.....6 | J. Clark.....28 | J. Clark.....87 | Greenwell.....15 |
| 1990 | Burks.....8 | Burks.....21 | Burks.....89 | Burks.....9 |
| 1989 | Boggs.....7 | Esasky.....30 | Esasky.....108 | Burks.....21 |
| 1988 | Greenwell.....8 | Greenwell.....22 | Greenwell.....119 | Burks.....25 |
| 1987 | Owen.....7 | Evans.....34 | Evans.....123 | Burks.....27 |
| 1986 | Armas, Barrett.....4 | Baylor.....31 | Rice.....110 | Barrett.....15 |
| 1985 | Armas, Gedman.....5 | Evans.....29 | Buckner.....110 | Buckner.....18 |
| 1984 | Evans.....8 | Armas.....*43 | Armas.....*123 | Gutierrez.....12 |
| 1983 | Boggs.....7 | Rice.....*39 | Rice.....**126 | Remy.....11 |
| 1982 | Evans.....7 | Evans.....32 | Evans.....98 | Remy.....16 |
| 1981 | Evans.....4 | Evans.....**22 | Evans.....71 | Lansford.....15 |
| 1980 | Rice.....6 | T. Perez.....25 | T. Perez.....105 | Remy.....14 |
| 1979 | Hobson.....7 | Lynn, Rice.....39 | Rice.....130 | Remy.....14 |
| 1978 | Rice.....*15 | Rice.....*46 | Rice.....*139 | Remy.....30 |
| 1977 | Rice.....15 | Rice.....*39 | Rice.....114 | Burleson.....13 |
| 1976 | Lynn, Rice.....8 | Rice.....25 | Yastrzemski.....102 | Burleson, Lynn.....14 |
| 1975 | Lynn.....7 | Rice.....22 | Lynn.....105 | Lynn, Rice.....10 |
| 1974 | Evans.....8 | Petrocelli, Yastrzemski...15 | Yastrzemski.....79 | T. Harper.....28 |
| 1973 | R. Miller.....7 | Fisk.....26 | Yastrzemski.....95 | T. Harper.....*54 |
| 1972 | Fisk.....**9 | Fisk.....22 | Petrocelli.....75 | T. Harper.....25 |
| 1971 | Kennedy.....5 | R. Smith.....30 | R. Smith.....96 | Griffin, Smith.....11 |
| 1970 | R. Smith.....7 | Yastrzemski.....40 | T. Conigliaro.....116 | Yastrzemski.....23 |
| 1969 | R. Smith.....7 | Petrocelli, Yastrzemski...40 | Yastrzemski.....111 | Yastrzemski.....15 |
| 1968 | R. Smith.....5 | Harrelson.....35 | Harrelson.....*109 | Foy.....26 |
| 1967 | G. Scott.....7 | Yastrzemski.....**44 | Yastrzemski.....*121 | R. Smith.....16 |
| 1966 | Foy.....8 | T. Conigliaro.....28 | T. Conigliaro.....93 | Tartabull.....11 |
| 1965 | L. Green.....6 | T. Conigliaro.....*32 | Mantilla.....92 | L. Green, Jones.....8 |
| 1964 | Yastrzemski.....9 | Stuart.....33 | Stuart.....114 | Jones, Yastrzemski.....6 |
| 1963 | Clinton.....7 | Stuart.....42 | Stuart.....*118 | Geiger.....9 |
| 1962 | Clinton.....**10 | Malzone.....21 | Malzone.....95 | Geiger.....18 |
| 1961 | Geiger, Yastrzemski.....6 | Geiger.....18 | Malzone.....87 | Geiger.....16 |
| 1960 | Buddin, Clinton.....5 | T. Williams.....29 | Wertz.....103 | Runnels, Stephens.....5 |
| 1959 | Runnels.....6 | Jensen.....28 | Jensen.....*112 | Jensen.....20 |
| 1958 | Piersall, Runnels.....5 | Jensen.....35 | Jensen.....*122 | Piersall.....12 |
| 1957 | Malzone, Piersall.....5 | T. Williams.....38 | Jensen, Malzone.....103 | Piersall.....14 |
| 1956 | Jensen.....**11 | T. Williams.....24 | Jensen.....97 | Jensen.....11 |
| 1955 | Jensen.....6 | T. Williams.....28 | Jensen.....**116 | Jensen.....16 |
| 1954 | Agganis.....8 | T. Williams.....29 | Jensen.....117 | Jensen.....*22 |
| 1953 | Piersall.....9 | Gernert.....21 | Kell.....73 | Piersall.....11 |
| 1952 | Evers, Vollmer.....4 | Gernert.....19 | Gernert.....67 | Throneberry.....16 |
| 1951 | Pesky.....6 | T. Williams.....30 | T. Williams.....126 | Goodman.....7 |
| 1950 | DiMaggio, Doerr.....**11 | Dropo.....34 | Dropo, Stephens.....**144 | DiMaggio.....*15 |
| 1949 | Doerr.....9 | T. Williams.....*43 | Stephens, Williams.....159 | DiMaggio.....9 |
| 1948 | V. Stephens.....8 | V. Stephens.....29 | V. Stephens.....137 | DiMaggio.....10 |

* led AL ** tied for AL lead

Annual Batting Leaders, Continued

| Year | Triples | Home Runs | Runs Batted In | Stolen Bases |
|------|------------------------|----------------------|-----------------------|-----------------------|
| 1947 | Doerr.....10 | T. Williams*32 | T. Williams.....*114 | Pesky.....12 |
| 1946 | Doerr.....9 | T. Williams38 | T. Williams.....123 | DiMaggio.....10 |
| 1945 | Johnson, McBride.....7 | B. Johnson12 | B. Johnson.....74 | Metkovich19 |
| 1944 | Doerr.....10 | B. Johnson17 | B. Johnson.....106 | Metkovich13 |
| 1943 | Lupien.....9 | Doerr.....16 | Doerr.....85 | Fox22 |
| 1942 | Pesky.....9 | T. Williams*36 | T. Williams.....*137 | DiMaggio.....16 |
| 1941 | Finney.....10 | T. Williams*37 | T. Williams.....120 | Tabor.....17 |
| 1940 | Finney.....15 | Foxx.....36 | Foxx.....119 | Tabor.....14 |
| 1939 | T. Williams.....11 | Foxx.....*35 | T. Williams.....*145 | Tabor.....16 |
| 1938 | Foxx.....9 | Foxx.....50 | Foxx.....*175 | Chapman.....13 |
| 1937 | Chapman, Cramer.....11 | Foxx.....36 | Foxx.....127 | Chapman.....27 |
| 1936 | Foxx, Kroner.....8 | Foxx.....41 | Foxx.....143 | Werber.....23 |
| 1935 | Cronin.....14 | Werber.....14 | Cronin.....95 | Werber.....*29 |
| 1934 | Johnson, Werber.....10 | Werber.....11 | R. Johnson.....119 | Werber.....*40 |
| 1933 | Cooke.....10 | R. Johnson.....10 | R. Johnson.....95 | Werber.....15 |
| 1932 | Olson.....6 | Jolley.....18 | Jolley.....99 | R. Johnson.....13 |
| 1931 | Oliver.....5 | Webb.....14 | Webb.....103 | Rothrock.....13 |
| 1930 | Regan.....10 | Webb.....16 | Webb.....66 | Oliver, Reeves.....6 |
| 1929 | Scarritt.....17 | Rothrock.....6 | Scarritt.....71 | Rothrock.....23 |
| 1928 | Taitt.....14 | Todt.....12 | Regan.....75 | Myer.....*30 |
| 1927 | Myer.....11 | Todt.....6 | Flagstead.....69 | Flagstead.....12 |
| 1926 | Todt.....12 | Todt.....7 | Jacobson, Todt.....69 | Haney.....*13 |
| 1925 | Todt.....13 | Todt.....11 | Todt.....75 | Ezzell, Prothro.....9 |
| 1924 | Harris, Veach.....9 | I. Boone.....13 | Veach.....99 | Wambsganss.....14 |
| 1923 | J. Harris.....11 | J. Harris.....13 | Burns.....82 | McMillan.....13 |
| 1922 | J. Harris.....9 | Burns.....12 | Pratt.....86 | Menosky.....9 |
| 1921 | S. Collins.....12 | Pratt.....5 | Pratt.....102 | S. Collins.....15 |
| 1920 | Hooper.....7 | Hooper.....7 | Hendryx.....73 | Menosky.....23 |
| 1919 | Ruth.....12 | Ruth.....*29 | Ruth.....*114 | Hooper.....23 |
| 1918 | Hooper.....13 | Ruth.....*11 | Ruth.....66 | Hooper.....24 |
| 1917 | Hooper.....11 | Hooper.....3 | Du. Lewis.....65 | Hooper.....21 |
| 1916 | Hooper, Walker.....11 | 3 tied.....3 | Gardner.....62 | Hooper.....27 |
| 1915 | Hooper.....13 | Ruth.....4 | Du. Lewis.....76 | Speaker.....29 |
| 1914 | Gardner.....19 | Speaker.....4 | Speaker.....90 | Speaker.....42 |
| 1913 | Speaker.....22 | Hooper.....4 | Du. Lewis.....90 | Speaker.....46 |
| 1912 | Gardner.....18 | Speaker.....*10 | Du. Lewis.....109 | Speaker.....52 |
| 1911 | Speaker.....13 | Speaker.....8 | Du. Lewis.....86 | Hooper.....38 |
| 1910 | J. Stahl.....16 | J. Stahl.....*10 | J. Stahl.....77 | Hooper.....40 |
| 1909 | Speaker.....13 | Speaker.....7 | Speaker.....77 | Lord.....36 |
| 1908 | Gessler.....14 | Gessler.....3 | Gessler.....63 | McConnell.....31 |
| 1907 | Unglaub.....13 | Ferris.....4 | Unglaub.....62 | He. Wagner.....20 |
| 1906 | Ferris.....13 | C. Stahl.....4 | C. Stahl.....51 | Parent.....16 |
| 1905 | Ferris.....16 | Ferris.....6 | J. Collins.....65 | Parent.....25 |
| 1904 | Freeman, Stahl.....19 | Freeman.....7 | Freeman.....84 | Parent.....20 |
| 1903 | Freeman.....20 | Freeman.....*13 | Freeman.....*104 | Dougherty.....35 |
| 1902 | Freeman.....19 | Freeman.....11 | Freeman.....*121 | C. Stahl.....24 |
| 1901 | Collins, Stahl.....16 | Freeman.....12 | Freeman.....114 | Dowd.....33 |

* led AL ** tied for AL lead



David Ortiz led the AL and set a club single-season mark with 54 homers in 2006.

Miscellaneous Batting

200-Hit Seasons

| RANK/PLAYER | HITS, YEAR | RANK/PLAYER | HITS, YEAR | RANK/PLAYER | HITS, YEAR |
|-----------------------|------------|----------------------|------------|--------------------------|------------|
| 1. Boggs..... | *240, 1985 | 10. Garciaparra..... | *209, 1997 | 19. Boggs..... | 203, 1984 |
| 2. Speaker..... | 222, 1912 | 11. Pesky..... | *208, 1946 | 20. Pedroia | 201, 2016 |
| 3. Betts | 214, 2016 | 12. Vaughn..... | 207, 1996 | Buckner..... | 201, 1985 |
| Boggs..... | 214, 1988 | Boggs..... | 207, 1986 | Rice..... | 201, 1979 |
| 5. González..... | +213, 2011 | Pesky..... | *207, 1947 | Vosmik..... | 201, 1938 |
| Pedroia | +213, 2008 | 15. Rice..... | 206, 1977 | 24. Boggs..... | 200, 1987 |
| Rice..... | *213, 1978 | 16. Vaughn..... | 205, 1998 | Rice..... | 200, 1986 |
| 8. Ellsbury..... | 212, 2011 | Boggs..... | 205, 1989 | Cramer..... | +200, 1940 |
| 9. Boggs..... | 210, 1983 | Pesky..... | *205, 1942 | Werber..... | 200, 1934 |

*led AL +tied for AL lead

20-Game Hitting Streaks

| RANK/PLAYER | G | YEAR(S) | RANK/PLAYER | G | YEAR(S) | RANK/PLAYER | G | YEAR(S) |
|-----------------------|----|---------|-----------------|----|---------|-----------------|----|---------|
| 1. DiMaggio | 34 | 1949 | Boggs | 25 | 1987 | 31. Garciaparra | 21 | 2000-01 |
| 2. Garciaparra | 30 | 1997 | Metkovich | 25 | 1944 | Greenwell | 21 | 1989 |
| Speaker | 30 | 1912 | 18. Garciaparra | 24 | 1998 | Rice | 21 | 1980 |
| 4. Bradley Jr. | 29 | 2016 | 19. Youkilis | 23 | 2007 | Doerr | 21 | 1943 |
| Damon | 29 | 2005 | Bressoud | 23 | 1963-64 | 35. Walker | 20 | 2003 |
| 6. Boggs | 28 | 1985 | T. Williams | 23 | 1941 | Boggs | 20 | 1986 |
| 7. D. Ortiz | 27 | 2012-13 | Myer | 23 | 1928 | Easley | 20 | 1984 |
| Ramirez | 27 | 2006 | Burns | 23 | 1922 | Lynn | 20 | 1979 |
| DiMaggio | 27 | 1951 | Pratt | 23 | 1922 | Lynn | 20 | 1975 |
| 10. Bogaerts | 26 | 2016 | 25. Ellsbury | 22 | 2009 | Jolley | 20 | 1932 |
| Garciaparra | 26 | 2003 | Ramirez | 22 | 2002-03 | Boone | 20 | 1925 |
| Pesky | 26 | 1947 | Jefferson | 22 | 1997 | Ruth | 20 | 1919 |
| Freeman | 26 | 1902 | Doyle | 22 | 1975 | Speaker | 20 | 1912 |
| 14. Pedroia | 25 | 2011 | DiMaggio | 22 | 1945 | Speaker | 20 | 1912 |
| V. Martinez | 25 | 2009 | Speaker | 22 | 1913 | | | |

Career Pinch-Hit Leaders

| Rank/Player | H | Rank/Player | H | Rank/Player | H |
|---------------------|----|---------------------|----|-------------------|----|
| 1. D. Jones..... | 55 | 8. Rothrock..... | 27 | 13. Geiger..... | 22 |
| 2. R. Miller..... | 49 | 9. G. Stephens..... | 24 | 14. L. Green..... | 21 |
| 3. R. Nixon..... | 43 | 10. Finney..... | 23 | 15. Spence..... | 20 |
| 4. T. Williams..... | 33 | Gedman..... | 23 | Tartabull..... | 20 |
| 5. Cronin..... | 29 | P. Green..... | 23 | | |
| Henricksen..... | 29 | | | | |
| Varitek..... | 29 | | | | |

Hitting for the Cycle

| PLAYER | DATE/OPP. | PLAYER | DATE/OPP. |
|-------------------------|------------------------|----------------------|------------------------|
| Brock Holt | 6/16/2015 vs. ATL | Ted Williams..... | 7/21/1946 (G2) vs. STL |
| John Valentin..... | 6/6/1996 vs. CWS | Bob Johnson..... | 7/6/1944 vs. DET |
| Scott Cooper..... | 4/12/1994 at KC | Bobby Doerr..... | 5/17/1944 (G2) vs. STL |
| Mike Greenwell..... | 9/14/1988 vs. BAL | Leon Culberson..... | 7/3/1943 at CLE |
| Rich Gedman..... | 9/18/1985 vs. TOR | Joe Cronin..... | 8/2/1940 at DET |
| Dwight Evans..... | 6/28/1984 vs. SEA (11) | Julius Solters..... | 8/19/1934 (G1) at DET |
| Fred Lynn..... | 5/13/1980 vs. MIN | Roy Carlyle..... | 7/21/1925 (G1) at CWS |
| Bob Watson..... | 9/15/1979 at BAL | Tris Speaker..... | 6/9/1912 at STL |
| Carl Yastrzemski..... | 5/14/1965 vs. DET (10) | Patsy Dougherty..... | 7/29/1903 vs. NY |
| Lu Clinton..... | 7/13/1962 at KCA (15)* | Buck Freeman..... | 6/21/1903 at CLE |
| Bobby Doerr..... | 5/13/1947 vs. CWS | | |

*Hit for cycle in 9 innings NOTE: 20 Red Sox have hit for the cycle. Bobby Doerr is the only player to do it twice.

Pitchers Batting Since DH Rule (Non-Interleague Games)

| DATE/OPP. | PITCHER | RESULT | DATE/OPP. | PITCHER | RESULT |
|----------------------|-------------------|-------------|-------------------|----------------|------------------|
| 8/12/2012 at CLE | Clayton Mortensen | SO (swing) | 8/13/1985 vs. KC | Tim Lollar-PH | Line out (L-5) |
| 7/31/2000 at SEA | Hipolito Pichardo | SO (called) | 7/29/1980 at KC | Dick Drago | Ground out (6-3) |
| 6/28/2000 vs. BAL | Tim Wakefield-PH | Sac. bunt | 7/25/1979 vs. OAK | Joel Finch | Fly out (F-9) |
| 6/28/2000 vs. BAL | Pete Schourek-PH | Single CF | 7/5/1976 vs. CHW | Luis Tiant | SO (swinging) |
| 5/13/2000 at BAL | Derek Lowe | SO (called) | 6/17/1976 at OAK | Dick Pole | Ground out (1-3) |
| 4/22/1998 at DET | Tim Wakefield-PH | Sac. bunt | 5/21/1976 at NYY | Jim Willoughby | Fly out (F-8) |
| 5/23/1996 vs. SEA | Roger Clemens | Single CF | 7/12/1975 vs. TEX | Luis Tiant | Fly out (F-9) |
| 8/12/1986 at KC (G2) | Tim Lollar-PH | Single CF | | | |

Batting Records

RBI History

Most Career 100-RBI Seasons

| No. | PLAYER | YEARS | No. | PLAYER | YEARS | No. | PLAYER | YEARS |
|-----|-------------|---------------------|-----|--------------|--------------------|-----|-------------|-------------|
| 10 | Ortiz | 2003-07, 10, 13-16 | 6 | Foxx | 1936-41 | 4 | Evans | 1984, 87-89 |
| 9 | T. Williams | 1939-42, 46-49, 51 | 5 | Yastrzemski | 1967, 69-70, 76-77 | 3 | V. Stephens | 1948-50 |
| 8 | Rice | 1975, 77-79, 83-86 | 5 | Jensen | 1954-55, 57-59 | 3 | Cronin | 1937, 39-40 |
| 6 | Ramirez | 2001-06 | 4 | Garcia-parra | 1998-99, 2002-03 | 3 | Freeman | 1901-03 |
| 6 | Doerr | 1940, 42, 46, 48-50 | 4 | Vaughn | 1993, 95-96, 98 | | | |

Game-Winning RBI Leaders (Since 1979)

| Year | Player | RBI | Year | Player | RBI | Year | Player | RBI |
|------|------------------|-----|------|----------------|-----|------|----------------------------------|-----|
| 1979 | Lynn | 13 | 1992 | Brunansky | 13 | 2005 | Ortiz | 21 |
| 1980 | T. Perez | 9 | 1993 | Dawson | 16 | 2006 | Ortiz | 18 |
| 1981 | Yastrzemski | 10 | 1994 | Naehring | 7 | 2007 | Ramirez | 17 |
| 1982 | Rice | 15 | 1995 | Valentin | 10 | 2008 | Drew | 11 |
| 1983 | Rice | 14 | 1996 | Vaughn | 12 | 2009 | Bay, Lowell, Ortiz | 12 |
| 1984 | Rice | 17 | 1997 | Garcia-parra | 13 | 2010 | Ortiz | 13 |
| 1985 | Evans | 13 | 1998 | Garcia-parra | 20 | 2011 | González | 17 |
| 1986 | Baylor | 13 | 1999 | O'Leary | 14 | 2012 | González | 11 |
| 1987 | Boggs | 15 | 2000 | Garcia-parra | 18 | 2013 | Napoli, Pedroia | 12 |
| 1988 | Greenwell | *23 | 2001 | Ramirez | 16 | 2014 | Napoli | 9 |
| 1989 | Burks | 12 | 2002 | Garcia-parra | 16 | 2015 | Bogaerts , Ortiz | 12 |
| 1990 | Burks | 17 | 2003 | Ortiz | 16 | 2016 | Ortiz | 18 |
| 1991 | Clark, Greenwell | 14 | 2004 | Ortiz, Ramirez | 17 | 2017 | Benintendi , Betts | 12 |

NOTE: A uniform GWRBI rule was adopted by both leagues in 1979 as "the RBI that gives a team a lead it never relinquishes." Discontinued as an official stat after the 1988 season, the Red Sox still use the 1979 rule. (*AL record while official stat)

Game-Tying and Go-Ahead RBI Leaders (Since 1972)

| Year | Player | RBI | Year | Player | RBI | Year | Player | RBI |
|------|-------------|-----|------|--------------|-----|------|----------------|-----|
| 1972 | Yastrzemski | 34 | 1988 | Greenwell | 44 | 2004 | Ortiz | 43 |
| 1973 | Cepeda | 27 | 1989 | Greenwell | 31 | 2005 | Ortiz | 48 |
| 1974 | Yastrzemski | 30 | 1990 | Burks | 30 | 2006 | Ortiz | 55 |
| 1975 | Rice | 43 | 1991 | Greenwell | 27 | 2007 | Ortiz | 47 |
| 1976 | Yastrzemski | 40 | 1992 | Brunansky | 26 | 2008 | Ortiz, Ramirez | 26 |
| 1977 | Rice | 43 | 1993 | Greenwell | 28 | 2009 | Bay | 37 |
| 1978 | Rice | 58 | 1994 | Vaughn | 23 | 2010 | Ortiz | 45 |
| 1979 | Lynn | 50 | 1995 | Vaughn | 32 | 2011 | González | 37 |
| 1980 | T. Perez | 34 | 1996 | Vaughn | 42 | 2012 | González | 30 |
| 1981 | Evans | 27 | 1997 | Garcia-parra | 41 | 2013 | Pedroia | 35 |
| 1982 | Evans | 36 | 1998 | Vaughn | 39 | 2014 | Ortiz | 30 |
| 1983 | Rice | 49 | 1999 | O'Leary | 35 | 2015 | Ortiz | 33 |
| 1984 | Rice | 43 | 2000 | Garcia-parra | 38 | 2016 | Ortiz | 39 |
| 1985 | Buckner | 36 | 2001 | Ramirez | 47 | 2017 | Betts | 31 |
| 1986 | Rice | 40 | 2002 | Ramirez | 30 | | | |
| 1987 | Boggs | 39 | 2003 | Ortiz | 34 | | | |

NOTE: The only Red Sox with 40 G-T and G-A RBI who did not lead the team: Jim Rice in 1979 (41), Manny Ramirez in 2004 (41).

Most Consecutive Games with RBI (Since 1914)

| PLAYER | GAMES | RBI | YEAR | DATES |
|---------------|-------|-----|------|------------------|
| Ted Williams | 12 | 18 | 1942 | 8/31-9/13 |
| Joe Cronin | 12 | 19 | 1939 | 6/27-7/9 |
| Ted Williams | 11 | 21 | 1950 | 5/30 (G1)-6/10 |
| Manny Ramirez | 10 | 12 | 2002 | 9/14-24 |
| Dwight Evans | 10 | 18 | 1989 | 9/15-26 |
| Butch Hobson | 10 | 21 | 1978 | 4/14-23 |
| Mike Higgins | 10 | 16 | 1938 | 8/30-9/6 |
| Joe Cronin | 10 | 14 | 1935 | 8/7 (G1)-17 (G1) |
| Roy Johnson | 10 | 16 | 1934 | 7/6-16 (G2) |
| Joe Harris | 10 | 13 | 1924 | 5/14-24 |

Most RBI in One Game

| RBI | PLAYER | DATE | OPP. | RBI | PLAYER | DATE | OPP. |
|-----|--------------------|-----------|-------------|-----|-----------------------|-----------|--------------|
| 10 | Nomar Garcia-parra | 5/10/1999 | vs. SEA | 9 | Jim Tabor | 7/4/1939 | at PHA (G2) |
| 10 | Fred Lynn | 6/18/1975 | at DET | 8 | Mookie Betts ^ | 7/2/2017 | at TOR |
| 10 | Norm Zaichin | 5/27/1955 | vs. WAS | 8 | Mookie Betts | 8/14/2016 | vs. ARI |
| 10 | Rudy York | 7/27/1946 | at STL | 8 | Nomar Garcia-parra | 7/23/2002 | vs. TB (G1) |
| 9 | Bill Mueller | 7/29/2003 | at TEX | 8 | Bobby Doerr | 6/8/1950 | vs. STL |
| 9 | Mike Greenwell* | 9/2/1996 | at SEA (10) | 8 | Ted Williams | 7/14/1946 | vs. CLE (G1) |
| 9 | Jackie Jensen | 8/2/1956 | at DET | 8 | Jimmie Foxx | 9/7/1938 | vs. NYY (6) |

*ML record for a player who drove in all his team's runs in a single game

^Tied for ML record for most RBI as a leadoff hitter

Red Sox 30-RBI Months (Since 1970)

| YEAR | MONTH | PLAYER | RBI | GAMES PLAYED |
|------|-------|-------------------|-----|--------------|
| 2011 | May | Adrián González | 31 | 29 |
| 2009 | May | Jason Bay | 30 | 28 |
| 2006 | July | David Ortiz | 35 | 26 |
| 2005 | Aug. | David Ortiz | 30 | 26 |
| 2004 | June | David Ortiz | 31 | 25 |
| 2002 | Sept. | Manny Ramirez | 30 | 27 |
| 2001 | April | Manny Ramirez | 31 | 25 |
| 1999 | May | Nomar Garciaparra | 33 | 27 |
| 1998 | July | Nomar Garciaparra | 33 | 27 |
| 1995 | Aug. | John Valentin | 31 | 29 |
| 1992 | July | Tom Brunansky | 32 | 27 |
| 1989 | Aug. | Nick Esasky | 35 | 33 |
| 1988 | June | Mike Greenwell | 31 | 26 |
| 1987 | Aug. | Dwight Evans | 31 | 27 |
| 1984 | June | Tony Armas | 30 | 29 |
| 1983 | Aug. | Jim Rice | 32 | 31 |
| 1980 | Sept. | Jim Rice | 31 | 29 |
| 1978 | Aug. | Jim Rice | 33 | 29 |
| 1978 | May | Jim Rice | 33 | 30 |
| 1977 | Sept. | Carlton Fisk | 35 | 29 |
| 1975 | June | Fred Lynn | 32 | 31 |
| 1973 | Sept. | Carl Yastrzemski | 30 | 28 |
| 1970 | Sept. | Tony Conigliaro | 32 | 29 |

NOTE: Ted Williams holds the club record for RBI in a month with 41 in May 1942 (28 G). He also had 40 RBI in June 1950 (29 G). Clyde Vollmer is the only other Red Sox player to reach 40 in a month with 40 in July 1951 (29 G).

Multiple-Run Innings/Games

10-Run Innings

| RUNS | OPPONENT | DATE | INNING | SCORE |
|------|------------------|-----------|--------|-----------|
| 17 | Detroit | 6/18/1953 | 7 | 23-3 |
| 14 | Florida | 6/27/2003 | 1 | 25-8 |
| 14 | Philadelphia | 7/4/1948 | 7 | 19-5 |
| 12 | Cleveland | 5/7/2009 | 6 | 13-3 |
| 12 | at Cleveland | 8/21/1986 | 6 | 24-5 |
| 12 | Baltimore | 8/10/1965 | 5 | 15-5 (G1) |
| 12 | Chicago | 5/4/1962 | 5 | 13-6 |
| 12 | at Washington | 8/4/1945 | 4 | 15-4 (G2) |
| 12 | at Detroit | 7/25/1936 | 5 | 18-3 |
| 12 | Detroit | 5/6/1934 | 4 | 14-4 |
| 11 | Chicago (AL) | 6/26/1999 | 1 | 17-1 |
| 11 | at New York (AL) | 5/31/1998 | 3 | 13-7 |
| 11 | Baltimore | 6/8/1977 | 2 | 14-5 |
| 11 | at Detroit | 6/23/1952 | 4 | 12-6 |
| 11 | Chicago | 7/14/1950 | 3 | 13-1 |
| 11 | Philadelphia | 4/30/1950 | 4 | 19-0 |
| 11 | St. Louis | 8/25/1940 | 6 | 17-3 |
| 11 | Philadelphia | 7/5/1936 | 2 | 16-2 (G1) |
| 11 | Philadelphia | 8/13/1933 | 1 | 19-10 |
| 11 | St. Louis | 5/12/1928 | 3 | 15-2 |
| 10 | at Minnesota | 5/7/2017 | 9 | 17-6 |
| 10 | San Diego | 6/20/2011 | 7 | 14-5 |
| 10 | Texas | 8/12/2008 | 1 | 19-17 |
| 10 | Tampa Bay | 7/23/2002 | 3 | 22-4 (G1) |
| 10 | at Toronto | 6/21/1994 | 1 | 13-1 |
| 10 | Texas | 7/30/1991 | 3 | 11-6 |
| 10 | at Kansas City | 8/26/1957 | 7 | 16-0 |
| 10 | Chicago | 7/26/1949 | 8 | 11-2 |
| 10 | Washington | 9/27/1940 | 4 | 24-4 |
| 10 | Detroit | 9/21/1937 | 5 | 12-7 |
| 10 | at Detroit | 7/11/1929 | 6 | 15-8 |
| 10 | Philadelphia | 4/19/1924 | 2 | 12-0 |
| 10 | at Philadelphia | 5/2/1901 | 3 | 23-12 |

Multiple-Run Innings/Games, Continued

Most Runs by Inning

| INN. | RUNS | OPP. | DATE | SCORE | INN. | RUNS | OPP. | DATE | SCORE |
|------|------|---------|---------------|-------|-------|---------|-----------|----------------|-------|
| 1st | 14 | vs. FLA | 6/27/2003 | 25-8 | 5th | 12 | vs. BAL | 8/10/1965 (G1) | 15-5 |
| 2nd | 11 | vs. BAL | 6/8/1977 | 14-5 | 12 | vs. CWS | 5/4/1962 | 13-6 | |
| | 11 | vs. PHA | 7/5/1936 (G1) | 16-2 | 12 | at DET | 7/25/1936 | 18-3 | |
| 3rd | 11 | at NYY | 5/31/1998 | 13-7 | 6th | 12 | vs. CLE | 5/7/2009 | 13-3 |
| | 11 | vs. CWS | 7/14/1950 | 13-1 | 12 | at CLE | 8/21/1986 | 24-5 | |
| | 11 | vs. STL | 5/12/1928 | 15-2 | 7th | 17 | vs. DET | 6/18/1953 | 23-3 |
| 4th | 12 | at WAS | 8/4/1945 (G2) | 15-4 | 8th | 10 | vs. CWS | 7/26/1949 | 11-2 |
| | 12 | vs. DET | 5/6/1934 | 14-4 | 9th | 10 | at MIN | 5/7/2017 | 17-6 |
| | | | | | 10th* | 9 | at CWS | 7/8/1973 (G2) | 11-2 |

* Team extra-inning record

20-Run Games

| SCORE | DATE | OPP. | WINNER | SCORE | DATE | OPP. | WINNER |
|-------|----------------|---------|--------------------|-------|----------------|---------|---------------|
| 29-4 | 6/8/1950 | vs. STL | Chuck Stobbs | 22-11 | 4/12/1994 | at KC | Danny Darwin |
| 25-8 | 6/27/2003 | vs. FLA | Byung-Hyun Kim | 22-14 | 6/29/1950 | at PHA | Al Papai |
| 24-5 | 8/21/1986 | at CLE | Oil Can Boyd | 21-11 | 8/30/1970 (G1) | at CWS | Ken Brett |
| 24-4 | 9/27/1940 | vs. WAS | Fritz Ostermueller | 21-2 | 6/24/1949 | vs. STL | Ellis Kinder |
| 23-7 | 10/10/1999* | vs. CLE | Rich Garces | 21-8 | 5/29/1912 (G1) | vs. WAS | Joe Wood |
| 23-3 | 6/18/1953 | vs. DET | Ellis Kinder | 20-4 | 9/4/2013 | vs. DET | Ryan Dempster |
| 23-12 | 5/2/1901 | at PHA | Ted Lewis | 20-6 | 9/6/1975 | at MIL | Roger Moret |
| 22-10 | 8/15/2015 | vs. SEA | Wade Miley | 20-10 | 5/31/1954 (G1) | vs. PHA | Tom Herrin |
| 22-4 | 7/23/2002 (G1) | vs. TB | Tim Wakefield | 20-4 | 6/7/1950 | vs. STL | Joe Dobson |

* ALDS G4

20-Run Games by Red Sox Opponents

| SCORE | DATE | OPP. | LOSER | SCORE | DATE | OPP. | LOSER |
|-------|---------------|---------|-----------------|-------|----------------|---------|-------------|
| 27-3 | 7/7/1923 (G1) | at CLE | Curt Fullerton | 21-2 | 5/20/1994 | at MIN | Joe Hesketh |
| 24-6 | 5/1/1929 | vs. PHA | Milt Gaston | 21-7 | 6/14/1969 | vs. OAK | Ray Jarvis |
| 24-4 | 9/28/1923 | vs. NYY | Howard Ehmke | 21-7 | 6/26/1960 (G2) | at CWS | Tom Borland |
| 22-1 | 6/19/2000 | vs. NYY | Brian Rose | 20-2 | 8/31/2012 | at OAK | Aaron Cook |
| 22-13 | 5/31/1970 | vs. CWS | Gary Peters | 20-11 | 8/21/2009 | vs. NYY | Brad Penny |
| 22-9 | 7/8/1902 | vs. PHA | George Prentiss | 20-2 | 6/20/1980 | vs. CAL | Steve Renko |
| 21-2 | 7/2/2016 | vs. LAA | Clay Buchholz | 20-8 | 7/7/1928 (G1) | vs. DET | Slim Harris |

Stolen Base History

Red Sox with 25 or More Steals in a Season

| Rank/Player | SB | Year | Rank/Player | SB | Year | Rank/Player | SB | Year |
|-------------------|-----|------|--------------------|-----|------|-----------------|----|------|
| 1. Ellsbury..... | *70 | 2009 | Dowd..... | 33 | 1901 | Hooper..... | 27 | 1916 |
| 2. Harper..... | *54 | 1973 | 19. Damon..... | 31 | 2002 | Gardner..... | 27 | 1911 |
| 3. Ellsbury..... | *52 | 2008 | McCormell..... | 31 | 1908 | Niles..... | 27 | 1909 |
| Speaker..... | 52 | 1912 | 21. Damon..... | 30 | 2003 | 38. Betts..... | 26 | 2017 |
| 5. Ellsbury..... | *50 | 2008 | Remy..... | 30 | 1978 | Betts..... | 26 | 2016 |
| 6. Speaker..... | 46 | 1913 | Myer..... | *30 | 1928 | Pedroia..... | 26 | 2011 |
| 7. O. Nixon..... | 42 | 1994 | 24. Da. Lewis..... | 29 | 1998 | Foy..... | 26 | 1968 |
| Speaker..... | 42 | 1914 | Werber..... | *29 | 1935 | Hooper..... | 26 | 1913 |
| 9. Werber..... | *40 | 1934 | Speaker..... | 29 | 1915 | He. Wagner..... | 26 | 1910 |
| Hooper..... | 40 | 1910 | Janvrin..... | 29 | 1914 | McCormell..... | 26 | 1909 |
| 11. Ellsbury..... | 39 | 2011 | Hooper..... | 29 | 1912 | 44. Burks..... | 25 | 1988 |
| 12. Hooper..... | 38 | 1911 | C. Stahl..... | 29 | 1901 | Harper..... | 25 | 1959 |
| 13. H. Lord..... | 36 | 1909 | 30. Crisp..... | 28 | 2007 | Gardner..... | 25 | 1912 |
| 14. Speaker..... | 35 | 1910 | Harper..... | 28 | 1974 | Speaker..... | 25 | 1911 |
| Speaker..... | 35 | 1909 | Engle..... | 28 | 1913 | Parent..... | 25 | 1905 |
| Dougherty..... | 35 | 1903 | 33. Burks..... | 27 | 1987 | | | |
| 17. Lugo..... | 33 | 2007 | Chapman..... | 27 | 1937 | | | |

* Led the AL

20-Homer, 20-Steal Seasons

| YEAR | PLAYER | POS. | HR | SB | YEAR | PLAYER | POS. | HR | SB |
|------|-------------------|------|----|----|------|-------------------|------|----|----|
| 2017 | Andrew Benintendi | LF | 20 | 20 | 1997 | Nomar Garciaparra | SS | 30 | 22 |
| 2017 | Mookie Betts | RF | 24 | 26 | 1995 | John Valentin | SS | 27 | 20 |
| 2016 | Mookie Betts | RF | 31 | 26 | 1987 | Ellis Burks | CF | 20 | 27 |
| 2011 | Jacoby Ellsbury | CF | 32 | 39 | 1970 | Carl Yastrzemski | 1B | 40 | 23 |
| 2011 | Dustin Pedroia | 2B | 21 | 26 | 1959 | Jackie Jensen | RF | 28 | 20 |
| | | | | | 1954 | Jackie Jensen | RF | 25 | 22 |

NOTE: Jacoby Ellsbury is the only Red Sox player to reach 30 homers and 30 steals in a season (2011).

Home Run Records

Individual

| | |
|--|---|
| MOST, Game | 3, 29 times, last Mookie Betts , 8/14/2016 vs. ARI |
| MOST, Game at Fenway Park | 3, 15 times, last Mookie Betts , 8/14/2016 vs. ARI |
| MOST, Game by Opponent | 3, 23 times, last Mark Teixeira, 5/8/2010 vs. NYY |
| MOST CONSECUTIVE, Game | 3, Kevin Millar, 7/23/2004 vs. NYY; Nomar Garciaparra, 7/23/2002 (G1) vs. TB; Mo Vaughn, 9/24/1996 vs. BAL; Tom Brunansky, 9/29/1990 vs. TOR; Ken Harrelson, 6/14/1968 at CLE |
| MOST, Doubleheader | 4**, Jim Tabor, 7/4/1939 (G2) at PHA |
| MOST, Inning | 2++, David Ortiz, 8/12/2008 vs. TEX (1st); Nomar Garciaparra, 7/23/2002 (G1) vs. TB (3rd); Ellis Burks, 8/27/1990 at CLE (4th); Bill Regan, 7/16/1928 at CWS (4th) |
| MOST, Consecutive Innings | 3+, Nomar Garciaparra, 7/23/2002 (G1) vs. TB (3rd & 4th) |
| MOST CONSECUTIVE, At-Bats | 4++, Ted Williams, 9/17-22, 1957 |
| MOST GRAND SLAMS, Game | 2++, Bill Mueller, 6/29/2003 at TEX; Nomar Garciaparra, 5/10/1999 vs. SEA; Rudy York, 7/27/1946 at STL; Jim Tabor, 7/4/1939 (G2) at PHA |
| MOST GRAND SLAMS, Consecutive Innings | 2++, Bill Mueller, 6/29/2003 at TEX (7th & 8th) |
| GRAND SLAMS, Both Sides of Plate | +Bill Mueller, 6/29/2003 at TEX |
| MOST, Season | 54, David Ortiz, 2006 |
| MOST, Season by RH Batter | 50, Jimmie Foxx, 1938 |
| MOST, Season by Switch-Hitter | 34, Carl Everett, 2000 |
| MOST, Season at Fenway Park | 35, Jimmie Foxx, 1938 |
| MOST, Season at Fenway Park by LH Batter | 28, Fred Lynn, 1979 |
| MOST, Season at Fenway Park by Switch-Hitter | 17, Carl Everett, 2000 |
| MOST, Season on Road | 32**, David Ortiz, 2006 |
| MOST, Season by Rookie | 34, Walt Dropo, 1950 |
| MOST GRAND SLAMS, Season | 4, Babe Ruth, 1919 |
| MOST GRAND SLAMS, Lifetime | 17, Ted Williams |
| MOST GRAND SLAMS, Rookie | 2, Ryan Kalish, 2010; Bob Zupcic, 1992; Ellis Burks, 1987; Faye Throneberry, 1952; Walt Dropo, 1950; Jim Tabor, 1939; Ted Williams, 1939 |
| MOST, One Month | 14, David Ortiz, July 2006; Jackie Jensen, June 1958 |
| MOST CONSECUTIVE GAMES WITH HR | 5, Jose Canseco, 8/21-25/1995; George Scott, 6/14-19/1977; Dick Stuart, 6/11-16/1963; Ted Williams, 7/12-16/1957; Jimmie Foxx, 8/13-17/1940 |
| MOST IN TWO CONSECUTIVE GAMES | 5++, Mookie Betts , 5/31-6/1/2016; Nomar Garciaparra, 7/21-23 (G1)/2002; Carl Yastrzemski, 5/19-20/1976 |
| MOST INSIDE-THE-PARK, Season | 9, Hobe Ferris, 1903 |
| MOST INSIDE-THE-PARK, Career | 25, Tris Speaker |
| MOST LEADOFF, Season | 7, Nomar Garciaparra, 1997 |
| MOST LEADOFF, Career | 11, Mookie Betts |
| MOST EXTRA INNINGS, Season | 3, David Ortiz, 2014, 2003; Ted Williams, 1946 |
| MOST EXTRA INNINGS, Career | 13, Ted Williams |
| MOST PINCH HIT, Season | 5*, Joe Cronin, 1943 |
| MOST PINCH HIT, Career | 7, Ted Williams |
| PINCH HIT, Both Games of DH | ++Joe Cronin, 6/17/1943 vs. PHA |
| YOUNGEST PLAYER TO HIT HR | Jerry Moses, 18 years 289 days, 5/25/1965 vs. MIN (PH) |
| OLDEST PLAYER TO HIT HR | Carl Yastrzemski, 44 years 19 days, 9/10/1983 at CLE |
| HR ON FIRST ML PITCH SEEN | Daniel Nava, 6/12/2010 vs. PHI |
| HR IN FIRST ML PLATE APPEARANCE | Daniel Nava, 6/12/2010 vs. PHI; Eddie Pellagrini, 4/22/1946 vs. WAS; Lefty LeFebvre, 6/10/1938 vs. CWS |
| MOST MULTI-HR GAMES, Season | 10, Jimmie Foxx, 1938 |
| MOST 3+ HR GAMES, Season | 2**, Mookie Betts , 2016; Ted Williams, 1957 |
| MOST MULTI-HR GAMES, Career | 49, David Ortiz |
| MOST LIFETIME | 521, Ted Williams |
| MOST LIFETIME, at Fenway Park | 248, Ted Williams |
| MOST SEASONS, 20 or More | 16**, Ted Williams |
| MOST SEASONS, 30 or More | 10, David Ortiz |
| MOST SEASONS, 40 or More | 3, David Ortiz, Manny Ramirez, Carl Yastrzemski |
| MOST, First Two ML Games (HR each game) | 2**, Sam Horn, 7/25-26/1987 |
| MOST, Season vs. Opponent | 12, Ted Williams vs. CWS, 1949; Jimmie Foxx vs. CLE, 1938 |
| MOST, Season vs. Opponent at Fenway Park | 9, Jimmie Foxx vs. CLE, 1938 |
| MOST, Season vs. Opponent on Road | 8, Mookie Betts vs. BAL, 2016; Jimmie Foxx vs. STL, 1939 |
| MOST, Season by Opponent | 11, Mickey Mantle, 1954 (NYY); Lou Gehrig, 1927 (NYY); Babe Ruth, 1927 (NYY) |
| MOST, Season by Opponent at Fenway Park | 8, Babe Ruth, NYY, 1927 |
| MOST, Season by Opponent vs. Red Sox on Road | 7, Hal Trosky, CLE, 1936 |

+ML record (since 1900) ++tied for ML record *AL record **tied for AL record

Home Run Records, Continued

Club

| | |
|--|---|
| MOST, Game | 8, 9/4/2013 vs. DET; 7/4/1977 vs. TOR |
| MOST, Game on Road | 7, 7/4/2003 at NYY; 7/24/1999 at DET |
| MOST, Inning | 4, 11 times, last 5/20/2009 vs. TOR |
| MOST, Inning by Opponent | 4, 10/1/2012 at NYY (2nd); 8/21/1997 at OAK (3rd); 5/17/1967 vs. BAL (7th) |
| MOST CONSECUTIVE, Inning | 4+, 4/22/2007 vs. NYY (3rd) |
| MOST WITH 2 OUTS, Inning | 4**, 4/22/2007 vs. NYY (3rd) |
| MOST, Season Opener | 5**, 4/6/2015 at PHI; 4/12/1965 vs. WAS |
| MOST, Season Opener, Both Clubs | 7**, 4/12/1965 vs. WAS |
| MOST PLAYERS HOMERING IN GAME | 7**, 9/4/2013 vs. DET |
| MOST PLAYERS HOMERING IN GAME, Both Clubs | 9**, 9/15/2008 at TB; 5/22/1977 vs. MIL (G1); 5/17/1967 vs. BAL; 5/25/1965 vs. MIN |
| MOST PLAYERS, 2 or more HR | 3+, 7/4/2003 at NYY; 6/8/1950 vs. STL |
| MOST, To start game | 2, 7 times, last 5/31/2016 at BAL (Betts, Pedroia) |
| MOST SOLO HR, 9-Inning Game | 7+, 7/4/1977 vs. TOR |
| MOST IN EXTRA INNINGS, Game | 3, 4/29/1951 at PHA |
| MOST GRAND SLAMS, Game | 2, 10 times, last 5/22/2008 vs. KC (J.D. Drew, Mike Lowell) |
| MOST PINCH-HIT, Game | 2**, 6/7/2003 at MIL (Kevin Millar, Bill Mueller); 9/19/1997 (10 inn.) vs. CWS (Scott Hatteberg, Curtis Pride) |
| MOST PINCH-HIT, Inning | 2+, vs. CWS, 9/19/1997 (Hatteberg, Pride) (9th inn.) |
| MOST, Season | 238, 2003 |
| MOST Season at Home | 124, 1977 |
| MOST, Season on Road | 127, 2003 |
| MOST ALLOWED, Season | 195, 2017 |
| MOST ALLOWED, Season at Home | 97, 2012; 1966 |
| MOST ALLOWED, Season on Road | 115, 1987 |
| MOST LEADOFF, Season | 8, 1997 |
| MOST LEADOFF ALLOWED, Season | 8, 1999 |
| MOST IN EXTRA INNINGS, Season | 8, 1959; 1951 |
| MOST ALLOWED IN EXTRA INNINGS | 7, 1987; 1969 |
| MOST GRAND SLAMS, Season | 11, 2005 |
| MOST GRAND SLAMS ALLOWED, Season | 8, 2005; 2004 |
| MOST INSIDE-THE-PARK, Season | 38, 1903 |
| MOST INSIDE-THE-PARK ALLOWED, Season | 27, 1906 |
| MOST PINCH-HIT, Season | 7, 2013; 1953 |
| MOST HIT BY PITCHERS, Season | 8, 1971; 1935 |
| MOST IN ONE MONTH | 55, July 2003 |
| MOST ALLOWED IN ONE MONTH | 49, June 1966 |
| MOST IN A SEASON, by teammates | 92, 2005 (Ortiz-47; Ramirez-45) |
| MOST GAMES, HR by Teammates, Season | 12, 2006 (Ortiz, Ramirez); 2004 (Ortiz, Ramirez) |
| MOST GAMES, Five or More HR | 8+, 1977 (161 games) |
| MOST TIMES, Two or More Consecutive HR in One Game | 16, 1977 (161 games) |
| MOST CONSECUTIVE GAMES, One or More HR | 22 (36 HR), 4/29-5/22/2016 |
| MOST IN BACK-TO-BACK GAMES | 12, 7/21 at TB-7/23/2002 (G1) at NYY; 6/7-8/1950 vs. STL |
| FEWEST GAMES TO REACH 100 HR | 65, 1977 |
| MOST PLAYERS, at least one HR, Season | 24**, 2009 |
| MOST PLAYERS, 40 or More HR, Season | 2**, 2005; 2004; 1969 |
| MOST PLAYERS, 30 or More HR, Season | 3, 2016; 1977 |
| MOST PLAYERS, 20 or More HR, Season | 6, 2003 |
| MOST PLAYERS, 10 or More HR, Season | 9, 2003 |
| FEWEST ALLOWED, Season | 6*, 1913 |
| FEWEST ALLOWED, Season Since 1946 | 82, 1949 |
| MOST, Season vs. One Opponent | 38, BAL, 2003 (19 games) |
| MOST, Season vs. One Opponent, Fenway Park | 22, NYY, 1977 (7 games) |
| MOST, Season vs. One Opponent, Road | 23, BAL, 2016 (10 games) |
| MOST, Season by One Opponent | 43, NYY, 2012 (18 games) |
| MOST, Season by One Opponent, Fenway Park | 25, CLE, 1954 (13 games) |
| MOST, Season by One Opponent, Road | 24, NYY, 2012 (9 games) |

+ML record (since 1900) ++tied for ML record *AL record **tied for AL record

Home Run Records, Continued

Red Sox Home Runs from Both Sides of the Plate

| PLAYER | DATE | OPP. | PLAYER | DATE | OPP. |
|-----------------|-----------|---------|--------------|----------------|---------|
| Victor Martinez | 5/17/2010 | at NYY | Luis Alicea | 7/28/1995 | at TEX |
| Jason Varitek | 8/16/2005 | at DET | Reggie Smith | 4/16/1973 | vs. DET |
| Bill Mueller | 7/29/2003 | at TEX | Reggie Smith | 7/2/1972 (G1) | vs. MIL |
| Bill Mueller | 7/4/2003 | at NYY | Reggie Smith | 8/11/1968 (G2) | at DET |
| Carl Everett | 8/29/2000 | at TB | Reggie Smith | 8/20/1967 (G1) | vs. CAL |
| Carl Everett | 4/11/2000 | vs. MIN | | | |

Most Home Runs in a Single Game

| HR | PLAYER | DATE | OPP. | SCORE |
|----|-------------------|----------------|---------|------------|
| 3 | Mookie Betts | 8/14/2016 | vs. ARI | 16-2 |
| 3 | Hanley Ramirez | 7/20/2016 | vs. SF | 11-7 |
| 3 | Mookie Betts | 5/31/2016 | at BAL | 6-2 |
| 3 | Will Middlebrooks | 4/7/2013 | at TOR | 13-0 |
| 3 | Dustin Pedroia | 6/24/2010 | at COL | 13-11 (10) |
| 3 | Kevin Millar | 7/23/2004 | vs. NYY | 7-8 |
| 3 | Bill Mueller | 7/29/2003 | at TEX | 14-7 |
| 3 | Nomar Garciaparra | 7/23/2002 | vs. TB | 22-4 |
| 3 | Jason Varitek | 5/20/2001 | at KC | 10-3 |
| 3 | Trot Nixon* | 7/24/1999 | at DET | 11-4 |
| 3 | Nomar Garciaparra | 5/10/1999 | vs. SEA | 12-4 |
| 3 | Mo Vaughn | 5/30/1997 | vs. NYY | 10-4 |
| 3 | Mo Vaughn | 9/24/1996 | vs. BAL | 13-8 |
| 3 | John Valentin | 6/2/1995 | vs. SEA | 6-5 (10) |
| 3 | Jack Clark | 7/31/1991 | vs. OAK | 11-10 (14) |
| 3 | Tom Brunansky | 9/29/1990 | vs. TOR | 7-5 |
| 3 | Jim Rice | 8/29/1983 (G2) | at TOR | 8-7 |
| 3 | Jim Rice | 8/29/1977 | vs. OAK | 7-8 |
| 3 | Carl Yastrzemski | 5/19/1976 | at DET | 9-2 |
| 3 | Fred Lynn* | 6/18/1975 | at DET | 15-1 |
| 3 | Joe Lahoud* | 6/11/1969 | at MIN | 13-5 |
| 3 | Ken Harrelson | 6/14/1968 | at CLE | 7-2 |
| 3 | Ted Williams | 6/13/1957 | at CLE | 9-3 |
| 3 | Ted Williams | 5/8/1957 | at CWS | 4-1 |
| 3 | Norm Zauchin* | 5/27/1955 | vs. WAS | 16-0 |
| 3 | Clyde Vollmer | 7/26/1951 | vs. CWS | 13-10 |
| 3 | Bobby Doerr | 6/8/1950 | vs. STL | 29-4 |
| 3 | Ted Williams | 7/14/1946 (G1) | vs. CLE | 11-10 |
| 3 | Jim Tabor* | 7/4/1939 (G2) | at PHA | 18-12 |

* Rookie

Most Home Runs by Opponent in a Single Game

| HR | PLAYER | DATE | OPP. | SCORE |
|----|------------------|----------------|---------|----------|
| 3 | Mark Teixeira | 5/8/2010 | vs. NYY | 3-14 |
| 3 | Adam Lind | 9/29/2009 | vs. TOR | 7-8 |
| 3 | Frank Thomas | 9/17/2007 | at TOR | 1-6 |
| 3 | Vernon Wells | 5/30/2006 | at TOR | 5-8 |
| 3 | Roberto Alomar | 4/26/1997 | at BAL | 5-14 |
| 3 | Frank Thomas | 9/15/1996 | vs. CWS | 9-8 |
| 3 | Mark McGwire | 6/11/1995 | vs. OAK | 1-8 |
| 3 | Tim Lincecum | 4/18/1994 | vs. CWS | 1-12 |
| 3 | Joe Carter | 5/28/1987 | vs. CLE | 12-8 |
| 3 | Joe Carter | 8/29/1986 | vs. CLE | 3-7 |
| 3 | Ben Oglivie | 5/14/1983 | at MIL | 7-8 (10) |
| 3 | Freddie Patek | 6/20/1980 | vs. CAL | 2-20 |
| 3 | Bill Freehan | 8/9/1971 | vs. DET | 11-12 |
| 3 | Boog Powell | 8/15/1966 | vs. BAL | 2-4 (11) |
| 3 | Harmon Killebrew | 9/21/1963 (G1) | vs. MIN | 4-13 |
| 3 | Don Leppert | 4/11/1963 | at WAS | 0-8 |
| 3 | Bob Cerv | 8/20/1959 | at KCA | 11-10 |
| 3 | Bobby Avila | 6/20/1951 | vs. CLE | 8-14 |
| 3 | Sam Chapman | 8/15/1946 | at PHA | 3-5 |
| 3 | Mike Higgins | 5/20/1940 | at DET | 7-10 |
| 3 | Ken Keltner | 5/25/1939 | vs. CLE | 0-11 |
| 3 | Pinky Higgins | 6/27/1935 | at PHA | 2-14 |
| 3 | Lou Gehrig | 6/23/1927 | vs. NYY | 4-11 |

Home Run Records, Continued

Most Home Runs by Position

| POSITION | SINGLE SEASON | CAREER |
|-------------------|--|-------------------------|
| Pitcher | 6 - W. Ferrell (1935), E. Wilson (1965), S. Siebert (1971) | 17 - Earl Wilson |
| Catcher | 26 - Carlton Fisk (1973, 1977) | 190 - Jason Varitek |
| First Base | 50 - Jimmie Foxx (1938) | 217 - Mo Vaughn |
| Second Base | 27 - Bobby Doerr (1948, 1950) | 221 - Bobby Doerr |
| Third Base | 30 - Butch Hobson (1977) | 131 - Frank Malzone |
| Shortstop | 40 - Rico Petrocelli (1969) | 177 - Nomar Garciaparra |
| Left Field | 45 - Manny Ramirez (2005) | 477 - Ted Williams |
| Center Field | 38 - F. Lynn (1979), T. Armas (1984) | 123 - Fred Lynn |
| Right Field | 36 - Tony Conigliaro (1970) | 315 - Dwight Evans |
| Designated Hitter | 47 - David Ortiz (2006) | 443 - David Ortiz |

Most Home Runs in a Single Game

| HR | DATE | OPP. | PLAYERS | SCORE |
|----|----------------|---------|--|-------|
| 8 | 9/4/2013 | vs. DET | Napoli, Lavarnway, Nava, Middlebrooks, Ortiz (2), Ellsbury, Drew | 20-4 |
| 8 | 7/4/1977 | vs. TOR | Lynn (2), Scott (2), Carbo, Hobson, Rice, Yastrzemski | 9-6 |
| 7 | 7/4/2003 | at NYY | Mueller (2), Ortiz (2), Varitek (2), Ramirez | 10-3 |
| 7 | 7/23/2002 (G1) | vs. TB | Garciaparra (3), Ramirez (2), Damon, Nixon | 22-4 |
| 7 | 7/24/1999 | at DET | Nixon (3), Garciaparra (2), Daubach, O'Leary | 11-4 |
| 7 | 6/8/1950 | vs. STL | Doerr (3), Dropto (2), Williams (2) | 29-4 |

NOTE: Boston has hit 6 homers in a game 22 times, last on 5/30/2017 at Chicago (AL).

Most Home Runs in an Inning

| HR | DATE | OPP. | INN. | PLAYERS |
|----|----------------|---------|------|--|
| 4 | 5/20/2009 | vs. TOR | 5 | Varitek, Ortiz, Bay, Lowell |
| 4 | 4/22/2007 | vs. NYY | 3 | Ramirez, Drew, Lowell, Varitek* |
| 4 | 7/23/2002 (G1) | vs. TB | 3 | Damon, Garciaparra, Ramirez, Garciaparra |
| 4 | 7/3/2000 | at MIN | 4 | Everett, O'Leary, Varitek, Burkhart |
| 4 | 7/18/1998 | at DET | 4 | Sadler, Lewis, Garciaparra, Vaughn |
| 4 | 5/31/1980 | vs. MIL | 4 | Stapleton, Perez, Fisk, Hobson |
| 4 | 7/4/1977 | vs. TOR | 8 | Lynn, Rice, Yastrzemski, Scott |
| 4 | 6/17/1977 | vs. NYY | 1 | Burleson, Lynn, Fisk, Scott |
| 4 | 8/26/1957 | at KCA | 7 | Zauchin, Lepcio, Piersall, Malzone |
| 4 | 5/22/1957 | vs. CLE | 6 | Mauch, Williams, Gernert, Malzone |
| 4 | 9/24/1940 (G1) | at PHA | 6 | Williams, Foxx, Cronin, Tabor |

*Tied a ML record with 4 consecutive home runs in an inning

Career Grand Slam Leaders

| Rank/Player | GS | Rank/Player | GS | Rank/Player | GS |
|----------------------|----|-------------------------|----|---------------------|----|
| 1. T. Williams | 17 | Vaughn | 7 | V. Stephens | 5 |
| 2. Ortiz | 10 | Yastrzemski | 7 | Wertz | 5 |
| 3. Petrocelli | 9 | 12. Burks | 6 | 21. Brunansky | 4 |
| 4. Doerr | 8 | Tabor | 6 | Cronin | 4 |
| Nixon | 8 | 14. T. Conigliaro | 5 | Lowell | 4 |
| Rice | 8 | DiMaggio | 5 | Pedroia | 4 |
| 7. Foxx | 7 | Evans | 5 | Ruth | 4 |
| Jensen | 7 | Foy | 5 | Stuart | 4 |
| Ramirez | 7 | Garciaparra | 5 | | |

NOTE: The Red Sox have hit a total of 385 grand slams, including 222 at Fenway Park and 3 at the Huntington Avenue Grounds.

Single-Season Grand Slam Leaders

| Rank/Player | GS | Year | Rank/Player | GS | Year | Rank/Player | GS | Year |
|-----------------|----|------|-------------------|----|------|----------------------|----|------|
| 1. Ruth | 4 | 1919 | Petrocelli | 3 | 1972 | T. Williams | 3 | 1955 |
| 2. Napoli | 3 | 2013 | Yastrzemski | 3 | 1969 | Foxx | 3 | 1940 |
| Ramirez | 3 | 2005 | Stuart | 3 | 1964 | Foxx | 3 | 1938 |
| Vaughn | 3 | 1995 | Wertz | 3 | 1960 | 12. 49 players | 2 | |

NOTE: The Red Sox record for club grand slams in a season is 11 set in 2005. Boston's next-highest total is 9 grand slams in a season 5 times: 2013, 2001, 1987, 1950 and 1941.

Pitchers With Grand Slams

| PITCHER | DATE | OPP. | SCORE | DECISION |
|--------------|-----------|---------|----------|----------|
| Ellis Kinder | 8/6/1950 | at CWS | 9-2 (G1) | Won |
| Wes Ferrell | 8/12/1936 | vs. PHA | 6-4 (G1) | Won |
| Lefty Grove | 7/27/1935 | at PHA | 6-7 (G1) | Lost |
| Babe Ruth | 5/20/1919 | at STL | 6-4 | Won |

Batting Records

Home Run Records, Continued

Most Grand Slams in a Game

| GRAND SLAMS | DATE | OPP. | PLAYERS |
|-------------|---------------|---------|------------------|
| 2 | 5/22/2008 | vs. KC | Drew, Lowell |
| 2 | 7/29/2003 | at TEX | Mueller (2) |
| 2 | 5/10/1999 | vs. SEA | Garciparra (2) |
| 2 | 5/2/1995 | at NYY | Valentin, Vaughn |
| 2 | 6/10/1987 | at BAL | Burks, Barrett |
| 2 | 8/7/1984 (G1) | vs. DET | Armas, Buckner |
| 2 | 5/10/1960 | vs. CWS | Wertz, Repulski |
| 2 | 7/27/1946 | at STL | York (2) |
| 2 | 7/4/1939 (G2) | at PHA | Tabor (2) |
| 2 | 5/13/1934 | vs. CWS | Walters, Morgan |

NOTE: The Red Sox own the major league record for most multi-slam games with 10.

Career Leadoff Home Run Leaders

| Rank/Player | HR | Rank/Player | HR | Rank/Player | HR |
|-----------------------|----|-------------------|----|----------------------|----|
| 1. Betts | 11 | Hooper..... | 7 | R. Smith..... | 4 |
| 2. Ellsbury..... | 10 | 9. Burks..... | 6 | Youkilis..... | 4 |
| 3. DiMaggio..... | 9 | Damon..... | 6 | 17. Lake..... | 3 |
| T. Harper..... | 9 | 11. Burleson..... | 5 | Mantilla..... | 3 |
| 5. M. Andrews..... | 8 | 12. Boggs..... | 4 | Pedroia | 3 |
| 6. D. Evans..... | 7 | Bragg..... | 4 | Piersall..... | 3 |
| Garciparra..... | 7 | Carbo..... | 4 | | |

Single-Season Leadoff Home Run Leaders

| Rank/Player | HR | Year | Rank/Player | HR | Year | Rank/Player | HR | Year |
|-----------------------|----|------|------------------------|----|------|---------------------|----|------|
| 1. Garciparra..... | 7 | 1997 | Carbo..... | 4 | 1975 | Ellsbury..... | 3 | 2008 |
| 2. Betts | 6 | 2016 | Harper..... | 4 | 1973 | Damon..... | 3 | 2004 |
| 3. Evans..... | 5 | 1985 | Harper..... | 4 | 1972 | R. Smith..... | 3 | 1967 |
| 4. Ellsbury..... | 4 | 2011 | Andrews..... | 4 | 1970 | Lake..... | 3 | 1945 |
| Youkilis..... | 4 | 2006 | 11. Betts | 3 | 2017 | Hooper..... | 3 | 1913 |
| Burks..... | 4 | 1987 | Ellsbury..... | 3 | 2013 | 17. 17 players..... | 2 | |

NOTE: The Red Sox club record for most leadoff home runs in a season is 8 in 1997.

Career Pinch-Hit Home Run Leaders

| Rank/Player | HR | Rank/Player | HR | Rank/Player | HR |
|---------------------|----|-----------------|----|---------------------|----|
| 1. T. Williams..... | 7 | Gedman..... | 3 | B. Stanley..... | 3 |
| 2. Gomes..... | 6 | Hatteberg..... | 3 | Varitek..... | 3 |
| 3. Cronin..... | 5 | C. Maxwell..... | 3 | Vollmer..... | 3 |
| 4. Wilber..... | 4 | Ortiz..... | 3 | 13. 23 players..... | 2 |
| 5. Carbo..... | 3 | Spence..... | 3 | | |

Single-Season Pinch-Hit Home Run Leaders

| Rank/Player | HR | Year | Rank/Player | HR | Year | Rank/Player | HR | Year |
|------------------|----|------|--------------------|----|------|------------------|----|------|
| 1. Cronin..... | 5 | 1943 | Hatteberg..... | 2 | 2000 | Tillman..... | 2 | 1962 |
| 2. Gomes..... | 4 | 2013 | Cummings..... | 2 | 1998 | Repulski..... | 2 | 1960 |
| Wilber..... | 4 | 1953 | B. Stanley..... | 2 | 1997 | T. Williams..... | 2 | 1953 |
| 4. Carbo..... | 3 | 1977 | Gedman..... | 2 | 1984 | Vollmer..... | 2 | 1950 |
| T. Williams..... | 3 | 1957 | T. Perez..... | 2 | 1982 | Spence..... | 2 | 1940 |
| C. Maxwell..... | 3 | 1951 | Kosco..... | 2 | 1972 | Reynolds..... | 2 | 1934 |
| 7. Gomes..... | 2 | 2014 | Peters..... | 2 | 1971 | Jolley..... | 2 | 1933 |
| Carp..... | 2 | 2013 | Ch. Schilling..... | 2 | 1965 | | | |

NOTE: The Red Sox club record for most pinch-hit home runs in a season is 7 in 1953 and 2013.

Pinch-Hit Grand Slams

| PLAYER | DATE | OPP. | PITCHER | INN. | SCORE |
|------------------|---------------|---------|-------------------|------|-------|
| Mike Carp | 9/11/2013 | at TB | Roberto Hernandez | 10 | 7-3 |
| Kevin Millar | 6/7/2003 | at MIL | Jayson Durocher | 7 | 11-10 |
| Shea Hillenbrand | 5/4/2002 | at TB | Victor Zambrano | 9 | 7-5 |
| Rich Gedman | 8/10/1986 | at DET | Willie Hernandez | 8 | 8-6 |
| Vic Wertz | 8/25/1960 | vs. CLE | Don Newcombe | 4 | 10-6 |
| Rip Repulski | 5/10/1960 | vs. CWS | Don Ferrarese | 8 | 9-7 |
| Vic Wertz | 8/14/1959 | at NYY | Ryne Duren | 8 | 11-6 |
| Charlie Maxwell | 8/2/1951 (G2) | vs. STL | Satchel Paige | 7 | 11-6 |
| Clyde Vollmer | 8/27/1950 | vs. CLE | Al Benton | 7 | 11-9 |

Home Run Records, Continued

Career Inside-The-Park Home Run Leaders

| Rank/Player | HR | Rank/Player | HR | Rank/Player | HR |
|--------------------|----|--------------------|----|--------------------|----|
| 1. Speaker..... | 25 | 6. L. Gardner..... | 14 | He. Wagner..... | 8 |
| 2. H. Ferris..... | 24 | Parent..... | 14 | 12. Criger..... | 6 |
| 3. J. Collins..... | 21 | 8. Hooper..... | 11 | 13. C. Young..... | 5 |
| Freeman..... | 21 | Du. Lewis..... | 11 | 14. 5 players..... | 4 |
| 5. C. Stahl..... | 16 | 10. J. Stahl..... | 8 | | |

Single-Season Inside-The-Park Home Run Leaders

| Rank/Player | HR | Year | Rank/Player | HR | Year | Rank/Player | HR | Year |
|-------------------|----|------|-----------------|----|------|---------------------|----|------|
| 1. H. Ferris..... | 9 | 1903 | Freeman..... | 6 | 1901 | H. Ferris..... | 5 | 1902 |
| 2. Speaker..... | 8 | 1912 | C. Stahl..... | 6 | 1901 | Freeman..... | 5 | 1902 |
| 3. Freeman..... | 7 | 1903 | 7. Parent..... | 5 | 1904 | 11. 13 players..... | 4 | |
| 4. Speaker..... | 6 | 1909 | J. Collins..... | 5 | 1902 | | | |

NOTE: The Red Sox club record for most inside-the-park home runs in a season is 38 in 1903.

Most Recent Inside-The-Park Home Runs by Red Sox

| PLAYER | DATE | OPP. | PITCHER | INN. | ON BASE |
|----------------------|----------------|---------|-------------------|------|---------|
| Blake Swihart | 8/28/2015 | at NYM | Carlos Torres | 10 | 0 |
| Jacoby Ellsbury | 9/19/2011 (G2) | vs. BAL | Jeremy Accardo | 7 | 0 |
| Kevin Youkilis | 5/28/2007 | vs. CLE | Roberto Hernandez | 7 | 0 |
| Trot Nixon | 7/15/2005 | vs. NYY | Darrell May | 2 | 2 |
| Pokey Reese | 5/8/2004 | vs. KC | Jimmy Gobble | 5 | 0 |
| Kevin Millar | 8/26/2003 | vs. TOR | Aquilino Lopez | 9 | 0 |
| Darren Lewis | 7/28/1998 | at OAK | T. J. Mathews | 6 | 2 |
| Nomar Garciaparra | 7/26/1998 | vs. TOR | Pat Hentgen | 7 | 2 |
| Luis Rivera | 6/21/1991 | vs. OAK | Mike Moore | 6 | 0 |

NOTE: **Rafael Devers** hit the most recent inside-the-park home run by a Red Sox player in the postseason (2017 ALDS Game 4 vs. HOU, Oct. 9).

Most Recent Inside-The-Park Home Runs by Opponents

| PLAYER | DATE | OPP. | PITCHER | INN. | ON BASE |
|-----------------|-----------|---------|----------------|------|---------|
| Kevin Kiermaier | 5/31/2014 | vs. TB | Alex Wilson | 8 | 0 |
| Robert Andino | 9/26/2011 | at BAL | Josh Beckett | 6 | 2 |
| Adrian Beltre | 7/23/2006 | at SEA | Mike Timlin | 8 | 0 |
| David Newhan | 7/21/2004 | vs. BAL | Pedro Martinez | 7 | 1 |
| Carlos Beltrán | 4/29/2003 | vs. KC | Tim Wakefield | 3 | 0 |
| Junior Spivey | 6/9/2002 | vs. ARI | Chris Haney | 7 | 0 |
| Roberto Alomar | 6/18/1993 | at TOR | Tony Fossas | 8 | 0 |
| Gene Larkin | 5/26/1990 | at MIN | Mike Boddicker | 6 | 0 |
| Junior Felix | 6/2/1989 | vs. TOR | Bob Stanley | 9 | 3 |
| Don Baylor | 6/4/1984 | at NYY | Bob Ojeda | 1 | 1 |

Inside-The-Park Grand Slams

| PLAYER | DATE | OPP. | PITCHER | INN. | SCORE |
|----------------|----------------|---------|-----------------|------|----------|
| Mike Greenwell | 9/1/1990 | vs. NYY | Greg Cadaret | 5 | 15-1 |
| Gary Geiger | 8/8/1961 | vs. MIN | Camilo Pascual | 3 | 5-6 |
| Don Lenhardt | 4/19/1952 (G1) | vs. PHA | Dick Fowler | 4 | 11-2 |
| Jim Tabor | 7/4/1939 (G2) | at PHA | Lynn Nelson | 6 | 18-12 |
| Shano Collins | 8/18/1921 (G1) | at DET | Red Oldham | 1 | 6-5 (11) |
| Duffy Lewis | 10/3/1912 | at PHA | Boardwalk Brown | 5 | 17-5 |
| Duffy Lewis | 5/13/1911 | at DET | Ed Willett | 9 | 13-11 |
| Freddy Parent | 7/8/1904 | at NYY | Jack Powell | 2 | 12-3 |
| Hobe Ferris | 6/5/1903 | vs. CWS | Roy Patterson | 5 | 10-8 |
| Jimmy Collins | 7/25/1902 | vs. STL | Jack Harper | 4 | 6-3 |

Career Extra-Inning Home Run Leaders

| Rank/Player | HR | Rank/Player | HR | Rank/Player | HR |
|---------------------|----|------------------------|----|-----------------|----|
| 1. T. Williams..... | 13 | Gernert..... | 5 | Petrocelli..... | 3 |
| 2. D. Ortiz..... | 11 | V. Stephens..... | 5 | Stuart..... | 3 |
| 3. Jensen..... | 8 | 11. Varitek..... | 4 | Tabor..... | 3 |
| Rice..... | 8 | 12. T. Conigliaro..... | 3 | Tillman..... | 3 |
| Yastrzemski..... | 8 | Garciaparra..... | 3 | Vollmer..... | 3 |
| 6. D. Evans..... | 7 | Lepcio..... | 3 | Youkilis..... | 3 |
| 7. Foxx..... | 6 | Malzone..... | 3 | | |
| 8. Doerr..... | 5 | Napoli..... | 3 | | |

Home Run Records, Continued

Single-Season Extra-Inning Home Run Leaders

| Rank/Player | HR | Year | Rank/Player | HR | Year | Rank/Player | HR | Year |
|-------------------|----|------|-------------------|----|------|-------------------|----|------|
| 1. Ortiz | 3 | 2014 | Yastrzemski | 2 | 1975 | Gernert | 2 | 1958 |
| Ortiz | 3 | 2003 | Montgomery | 2 | 1973 | T. Williams | 2 | 1958 |
| T. Williams | 3 | 1946 | Petrocelli | 2 | 1969 | Gernert | 2 | 1952 |
| 4. Napoli | 2 | 2014 | Foy | 2 | 1966 | Vollmer | 2 | 1951 |
| Youkilis | 2 | 2008 | Horton | 2 | 1965 | T. Williams | 2 | 1951 |
| Ortiz | 2 | 2005 | Stuart | 2 | 1963 | Stephens | 2 | 1949 |
| Evans | 2 | 1990 | Tillman | 2 | 1962 | Tabor | 2 | 1943 |
| Evans | 2 | 1985 | Jensen | 2 | 1959 | Foxx | 2 | 1941 |
| Greenwell | 2 | 1985 | Buddin | 2 | 1959 | Foxx | 2 | 1940 |
| Armas | 2 | 1984 | | | | | | |

NOTE: The Red Sox club record for most extra-inning home runs in a season is 8 in 1951 and 1959.

Extra-Inning Grand Slams

| PLAYER | DATE | OPP. | PITCHER | INN. | SCORE |
|----------------|-----------|---------|---------------------|------|-------|
| Mike Carp | 9/11/2013 | at TB | Roberto Hernandez | 10 | 7-3 |
| Dwight Evans | 5/19/1989 | at OAK | Dennis Eckersley | 10 | 7-4 |
| Jim Rice | 7/4/1984 | vs. OAK | Gorman Heim Mueller | 10 | 13-9 |
| Bob Montgomery | 7/8/1973 | at CWS | Steve Kealey | 10 | 11-2 |
| George Smith | 7/10/1966 | vs. CWS | Juan Pizarro | 10 | 10-6 |
| Dick Stuart | 4/28/1964 | vs. BAL | Dick Hall | 11 | 6-4 |
| Carroll Hardy | 4/11/1962 | vs. CLE | Ron Taylor | 12 | 4-0 |
| Don Buddin | 7/11/1959 | vs. NYY | Bob Turley | 10 | 8-4 |
| Don Lenhardt | 6/2/1952 | vs. CWS | Ken Holcombe | 10 | 6-2 |
| Clyde Vollmer | 7/28/1951 | vs. CLE | Bob Feller | 16 | 8-4 |
| Vern Stephens | 8/13/1949 | vs. WAS | Joe Haynes | 12 | 5-1 |
| Leon Culberson | 5/7/1946 | vs. STL | Tex Shirley | 14 | 10-6 |

Career Game-Ending Home Run Leaders

| Rank/Player | HR | Rank/Player | HR | Rank/Player | HR |
|---------------------|----|-------------------|----|------------------|----|
| 1. D. Ortiz | 10 | Garciparra | 3 | O'Leary | 2 |
| 2. Foxx | 8 | S. White | 3 | Petrocelli | 2 |
| 3. Doerr | 6 | T. Williams | 3 | Tabor | 2 |
| Jensen | 6 | 13. Boggs | 2 | H. Ramirez | 2 |
| 5. Rice | 5 | Fisk | 2 | Romine | 2 |
| V. Stephens | 5 | Geiger | 2 | Tabor | 2 |
| 7. D. Evans | 4 | Gomes | 2 | Varitek | 2 |
| Yastrzemski | 4 | Malzone | 2 | Vaughn | 2 |
| 9. W. Ferrell | 3 | Napoli | 2 | Youkilis | 2 |

Single-Season Game-Ending Home Run Leaders

| Rank/Player | HR | Year | Rank/Player | HR | Year | Rank/Player | HR | Year |
|----------------|----|------|-------------------|----|------|------------------|----|------|
| 1. Foxx | 4 | 1940 | Ortiz | 2 | 2005 | Foxx | 2 | 1938 |
| 2. Ortiz | 3 | 2006 | Garciparra | 2 | 1998 | W. Ferrell | 2 | 1935 |
| 3. Gomes | 2 | 2013 | V. Stephens | 2 | 1948 | | | |

NOTE: The Red Sox club record for most game-ending home runs in a season is 6 in 1959.

Game-Ending Grand Slams

| PLAYER | DATE | OPP. | PITCHER | INN. | SCORE |
|------------------|----------------|---------|---------------------|------|-------|
| Rico Brogna | 8/14/2000 | vs. TB | Billy Taylor | 9 | 7-3 |
| Nomar Garciparra | 9/2/1998 | vs. SEA | Bobby Ayala | 9 | 7-3 |
| Mo Vaughn | 4/10/1998 | vs. SEA | Paul Spoljaric | 9 | 9-7 |
| Bob Zupcic | 6/30/1992 | vs. DET | Mike Henneman | 9 | 8-5 |
| Jim Rice | 7/4/1984 | vs. OAK | Gorman Heim Mueller | 10 | 13-9 |
| Ken Harrelson | 6/13/1968 (G2) | vs. CAL | Andy Messersmith | 9 | 5-1 |
| George Smith | 7/10/1966 (G2) | vs. CWS | Juan Pizarro | 10 | 10-6 |
| Dick Stuart | 4/28/1964 | vs. BAL | Dick Hall | 11 | 6-4 |
| Carroll Hardy | 4/11/1962 | vs. CLE | Ron Taylor | 12 | 4-0 |
| Don Buddin | 7/11/1959 | vs. NYY | Bob Turley | 10 | 8-4 |
| Mickey Owen | 7/19/1954 (G1) | vs. BAL | Mike Blyzka | 9 | 9-7 |
| Sammy White | 6/11/1952 | vs. STL | Satchel Paige | 9 | 11-9 |
| Don Lenhardt | 6/2/1952 | vs. CWS | Ken Holcombe | 10 | 6-2 |
| Clyde Vollmer | 7/28/1951 | vs. CLE | Bob Feller | 16 | 8-4 |
| Vern Stephens | 8/24/1950 | vs. STL | Ned Garver | 9 | 6-2 |
| Vern Stephens | 8/13/1949 | vs. WAS | Joe Haynes | 12 | 5-1 |
| Jake Jones | 6/15/1947 (G2) | vs. CWS | Orval Grove | 9 | 8-4 |
| Leon Culberson | 5/7/1946 | vs. STL | Tex Shirley | 14 | 10-6 |
| Jimmie Foxx | 8/23/1938 (G2) | vs. CLE | Willis Hudlin | 9 | 14-12 |

Home Run Records, Continued

Red Sox Career Home Run Leaders at Fenway Park

| Rank/Player | Fenway HR | Rank/Player | Fenway HR |
|--------------------------|-----------|---------------------------------|-----------|
| 1. Ted Williams..... | 248 | 14. Nomar Garciaparra..... | 86 |
| 2. Carl Yastrzemski..... | 237 | Jackie Jensen..... | 86 |
| 3. David Ortiz..... | 221 | 16. Jason Varitek..... | 85 |
| 4. Jim Rice..... | 208 | 17. Reggie Smith..... | 76 |
| 5. Dwight Evans..... | 199 | 18. Joe Cronin..... | 74 |
| 6. Bobby Doerr..... | 145 | 19. Dustin Pedroia | 73 |
| 7. Manny Ramirez..... | 136 | 20. Vern Stephens..... | 70 |
| 8. Rico Petrocelli..... | 134 | 21. Fred Lynn..... | 69 |
| 9. Jimmie Foxx..... | 126 | 22. Frank Malzone..... | 68 |
| 10. Mo Vaughn..... | 118 | 23. Dick Gernert..... | 66 |
| 11. Carlton Fisk..... | 90 | 24. Kevin Youkilis..... | 65 |
| George Scott..... | 90 | 25. Mike Greenwell..... | 64 |
| 13. Tony Conigliaro..... | 87 | | |

Longest Known Home Runs at Fenway Park

On June 19, 1977, Carl Yastrzemski hit the longest known home run to the right of the bleachers, an 8th-inning bomb off Yankees RHP Dick Tidrow. It reached approximately 460 feet before striking the facing of the right-field roof about 20 feet to the right of where the retired No. 42 now appears. It is the only ball to reach the right-field roof façade.

On September 21, 1956, Mickey Mantle of the Yankees, batting left-handed, hit the longest known homer to straight-away center field off RHP Frank Sullivan. It carried approximately 480 feet before it struck one foot below the top of the brick barrier located behind Section 36.

On June 9, 1946, Ted Williams hit a 502-foot home run to right off Detroit RHP Fred Hutchinson. The ball landed on top of the straw hat of Joseph A. Boucher, 56, a construction engineer from Albany, NY who was sitting in Section 42, Row 37, Seat 21. "The sun was right in our eyes," he said. "All we could do was duck. I'm glad I didn't stand up. They say it bounced a dozen rows higher, but after it hit my head, I was no longer interested." At that time the bleachers were benches and not individual seats.

Six home runs were hit over the old center field wall to the right of the flag pole (see list below). The elevation over the old brick wall was installed prior to the 1976 season and was removed prior to the 2003 season. No one hit a home run over that elevation that was in place from 1976-2002.

| DATE | PLAYER, TEAM | PITCHER, TEAM | INNING |
|----------------|-----------------------|----------------------|--------|
| 7/18/1975 | Jim Rice, BOS | Steve Busby, KC | 3rd |
| 9/29/1973 | Bobby Mitchell, MIL | Rogelio Moret, BOS | 3rd |
| 5/16/1970 | Carl Yastrzemski, BOS | Dennis Higgins, CLE | 8th |
| 4/20/1957 | Bill Skowron, NYY | Bob Porterfield, BOS | 7th |
| 8/12/1937 (G1) | Jimmie Foxx, BOS | Kemp Wicker, NYY | 8th |
| 5/22/1937 | Hank Greenberg, DET | Wes Ferrell, BOS | 5th |

Major League Ballparks with the Most Regular Season Home Runs

| RANK | BALLPARK | TEAM | HR | YEARS |
|------|----------------|---------|--------|--------------|
| 1. | Wrigley Field | Cubs | 13,239 | 1914-present |
| 2. | Fenway Park | Red Sox | 12,362 | 1912-present |
| 3. | Yankee Stadium | Yankees | 11,270 | 1923-2008 |
| 4. | Tiger Stadium | Tigers | 11,111 | 1912-2000 |

NOTE: The Red Sox have hit 6,464 home runs in Fenway Park. Kevin Millar hit No. 10,000 in Fenway Park history on 8/9/2003 vs. Baltimore.

Home Runs in First Red Sox Plate Appearance

| PLAYER | DATE | OPP. | PITCHER | INN. | ON BASE | SCORE |
|-----------------------|----------------|---------|-------------------|------|---------|----------|
| Daniel Nava* | 6/12/2010 | vs. PHI | Joe Blanton | 2 | 3 | 10-2 |
| Darnell McDonald (PH) | 4/20/2010 | vs. TEX | Darren Oliver | 8 | 1 | 4-6 |
| Orlando Cabrera | 8/1/2004 | at MIN | Johan Santana | 1 | 0 | 3-4 |
| Curtis Pride (PH) | 9/19/1997 | vs. CWS | Keith Foulke | 9 | 0 | 4-5 |
| Rob Deer | 8/22/1993 | vs. CLE | Derek Lilliquist | 2 | 0 | 2-3 |
| John Kennedy (PH)** | 7/5/1970 | vs. CLE | Rick Austin | 5 | 0 | 8-4 |
| Ken Harrelson | 8/29/1967 (G2) | at NYY | Bill Monbouquette | 2 | 0 | 3-4 (20) |
| Rip Repulski | 5/10/1960 | vs. CWS | Don Ferrarese | 8 | 3 | 9-7 |
| Vern Stephens | 4/19/1948 (G1) | vs. PHA | Phil Marchildon | 2 | 0 | 4-5 (11) |
| Eddie Pellagrini* | 4/22/1946 | vs. WAS | Sid Hudson | 7 | 0 | 5-4 |
| Lefty LeFebvre* | 6/10/1938 | vs. CWS | Mike Kreevich | 8 | 1 | 2-15 |

* First ML plate appearance ** Inside-the-park

NOTE: Bob Tillman hit a solo homer in his 1st career at-bat (walked in 1st 2 PA's) off Ted Bowsfield of the Angels in the 4th inning on 5/19/1962 at Fenway Park.

Home Run Records, Continued

Inside-The-Park and Conventional Home Runs in Same Game

| PLAYER | DATE | INN. INSIDE | INN. CONV. | OPP. |
|------------------|---------------|-------------|------------|---------|
| Pokey Reese | 5/8/2004 | 5 | 6 | vs. KC |
| Tony Armas | 9/24/1983 | 8 | 1 | at DET |
| Carl Yastrzemski | 4/10/1968 | 9 | 7 | at DET |
| Dick Stuart | 8/19/1963 | 2 | 9 | vs. CLE |
| Jim Tabor | 7/4/1939 (G2) | 6 | 3 | vs. PHA |
| Bill Regan | 6/16/1928 | 4 | 4 | vs. CWS |
| Buck Freeman | 7/17/1901 | 9 | 6 | vs. CLE |

Team Home and Road Home Run Highs

| Home | | | | Road | | | |
|--------------|-----|---------------|-----|--------------|-----|---------------|-----|
| Rank/Year | HR | Rank/Year | HR | Rank/Year | HR | Rank/Year | HR |
| 1. 1977..... | 124 | 2003..... | 111 | 1. 2003..... | 127 | 7. 2005..... | 107 |
| 2. 1996..... | 121 | 8. 1969..... | 105 | 2. 2010..... | 113 | 8. 2016..... | 106 |
| 1979..... | 121 | 9. 2016..... | 102 | 3. 2011..... | 112 | 9. 1995..... | 105 |
| 4. 1970..... | 117 | 10. 1984..... | 100 | 1998..... | 112 | 10. 2001..... | 101 |
| 5. 2009..... | 114 | 1964..... | 100 | 5. 2004..... | 111 | 2000..... | 101 |
| 6. 2004..... | 111 | 1950..... | 100 | 6. 2006..... | 109 | 12. 2002..... | 100 |

Most At-Bats Without a Home Run in a Season

| Rank/Player | AB | YEAR | AVG. | RBI | POSITION |
|--------------------|-----|------|------|-----|----------|
| 1. Doc Cramer | 658 | 1938 | .301 | 71 | CF |
| 2. Tom Oliver | 646 | 1930 | .293 | 46 | CF |
| 3. Doc Cramer | 643 | 1936 | .292 | 41 | CF |
| 4. Johnny Pesky | 638 | 1947 | .324 | 39 | SS |
| 5. Jerry Remy | 636 | 1982 | .280 | 47 | 2B |
| 6. Bill Wambsganss | 632 | 1924 | .275 | 49 | 2B |
| 7. Freddy Parent | 602 | 1905 | .234 | 33 | SS |
| 8. Billy Goodman | 599 | 1955 | .294 | 52 | 2B |
| 9. Jerry Remy | 592 | 1983 | .275 | 43 | 2B |
| 10. Doc Cramer | 589 | 1939 | .311 | 56 | CF |

Top Pairs of Major League Teammates Homering in Same Game

| NO. | PLAYERS | HR | NO. | PLAYERS | HR |
|-----|------------------------------|----|-----|----------------------------|----|
| 1. | Hank Aaron/Eddie Mathews | 75 | 10. | Yogi Berra/Mickey Mantle | 55 |
| 2. | Lou Gehrig/Babe Ruth | 73 | 11. | Jay Buhner/Ken Griffey Jr. | 53 |
| 3. | Willie Mays/Willie McCovey | 68 | 12. | Jim Edmonds/Albert Pujols | 52 |
| 4. | Gil Hodges/Duke Snider | 67 | 13. | Ryan Howard/Chase Utley | 51 |
| 5. | Ron Santo/Billy Williams | 64 | 14. | Orlando Cepeda/Willie Mays | 50 |
| 6. | Bob Allison/Harmon Killebrew | 61 | 15. | David Ortiz/Manny Ramirez | 48 |
| 7. | Andruw Jones/Chipper Jones | 59 | | Manny Ramirez/Jim Thome | 48 |
| 8. | Dwight Evans/Jim Rice | 56 | | | |
| 9. | Joe Adcock/Eddie Mathews | 56 | | | |

Top Pairs of Red Sox Teammates Homering in Same Game

| NO. | PLAYERS | HR | NO. | PLAYERS | HR |
|-----|--|----|-----|------------------------------------|----|
| 1. | Dwight Evans/Jim Rice..... | 56 | | Jackie Jensen/Ted Williams | 25 |
| 2. | David Ortiz/Manny Ramirez..... | 48 | 16. | Carlton Fisk/Jim Rice..... | 24 |
| 3. | Bobby Doerr/Ted Williams..... | 38 | | Jimmie Foxx/Ted Williams | 24 |
| 4. | Tony Conigliaro/Carl Yastrzemski..... | 29 | | Joe Cronin/Jimmie Foxx | 24 |
| 5. | Trot Nixon/Manny Ramirez | 28 | 19. | Fred Lynn/Jim Rice | 22 |
| | Rico Petrocelli/Carl Yastrzemski | 28 | | Fred Lynn/Carl Yastrzemski | 22 |
| 7. | David Ortiz/Jason Varitek..... | 27 | 21. | Dwight Evans/Carl Yastrzemski..... | 21 |
| | Jim Rice/Carl Yastrzemski..... | 27 | | Carlton Fisk/Carl Yastrzemski..... | 21 |
| | George Scott/Carl Yastrzemski..... | 27 | | Vern Stephens/Ted Williams..... | 21 |
| 10. | Reggie Smith/Carl Yastrzemski..... | 26 | 24. | Butch Hobson/Jim Rice | 20 |
| | David Ortiz/Dustin Pedroia | 26 | | Rico Petrocelli/Reggie Smith | 20 |
| 12. | David Ortiz/Kevin Youkilis | 25 | | | |
| | Manny Ramirez/Jason Varitek..... | 25 | | | |
| | John Valentin/Mo Vaughn..... | 25 | | | |

Home Run Records, Continued

Career Multi-Homer Game Leaders

| Rank/Player | G | Rank/Player | G | Rank/Player | G |
|----------------------|----|-----------------------|----|-------------------------|----|
| 1. D. Ortiz | 49 | 10. Doerr | 14 | 19. Armas | 10 |
| 2. T. Williams | 37 | 11. V. Stephens | 13 | Betts | 10 |
| 3. Rice | 35 | 12. Lynn | 12 | 21. T. Conigliaro | 9 |
| 4. M. Ramirez | 28 | Malzone | 12 | Petrocelli | 9 |
| 5. Yastrzemski | 27 | G. Scott | 12 | Youkilis | 9 |
| 6. Foxx | 23 | R. Smith | 12 | 24. Jensen | 8 |
| 7. D. Evans | 22 | 16. Fisk | 11 | Stuart | 8 |
| Vaughn | 22 | Valentin | 11 | | |
| 9. Garciaparra | 17 | Varitek | 11 | | |

Single-Season Multi-Homer Game Leaders

| Rank/Player | G | Year | Rank/Player | G | Year | Rank/Player | G | Year |
|------------------|----|------|------------------------|---|------|----------------------|---|------|
| 1. Foxx | 10 | 1938 | Ortiz | 6 | 2003 | Garciaparra | 5 | 1999 |
| 2. Ortiz | 9 | 2005 | Vaughn | 6 | 1996 | Rice | 5 | 1979 |
| 3. Ramirez | 7 | 2002 | Armas | 6 | 1983 | Fisk | 5 | 1977 |
| Rice | 7 | 1977 | Rice | 6 | 1983 | Yastrzemski | 5 | 1967 |
| 5. Ortiz | 6 | 2014 | 11. Betts | 5 | 2016 | 15. 26 players | 4 | |
| Ortiz | 6 | 2006 | Ramirez | 5 | 2001 | | | |

Rookie Home Run Leaders

| Rank/Player | HR | Year | Rank/Player | HR | Year | Rank/Player | HR | Year |
|------------------------|----|------|-------------------------|----|------|------------------------|----|------|
| 1. Dropto | 34 | 1950 | 9. Daubach | 21 | 1999 | J. Jones | 16 | 1947 |
| 2. T. Williams | 31 | 1939 | Lynn | 21 | 1975 | 18. Middlebrooks | 15 | 2012 |
| 3. Garciaparra | 30 | 1997 | 11. Burks | 20 | 1987 | T. Nixon | 15 | 1999 |
| 4. G. Scott | 27 | 1966 | Benintendi | 20 | 2017 | R. Smith | 15 | 1967 |
| Zaichin | 27 | 1955 | 13. Greenwell | 19 | 1987 | Foy | 15 | 1966 |
| 6. T. Conigliaro | 24 | 1964 | Gernert | 19 | 1952 | Malzone | 15 | 1957 |
| 7. Rice | 22 | 1975 | 15. B. Conigliaro | 18 | 1970 | | | |
| Fisk | 22 | 1972 | 16. Pagliaroni | 16 | 1961 | | | |

Most Home Runs at Home in a Single Season

| Rank/Player | HR | Year | Rank/Player | HR | Year | Rank/Player | HR | Year |
|-------------------|----|------|---------------------|----|------|----------------------------|----|------|
| 1. Foxx | 35 | 1938 | 9. Dropto | 24 | 1950 | 17. Ramirez | 21 | 2001 |
| 2. Lynn | 28 | 1979 | 10. Ramirez | 23 | 2004 | Armas | 21 | 1984 |
| Rice | 28 | 1978 | T. Conigliaro | 23 | 1965 | Yastrzemski | 21 | 1969 |
| 4. Vaughn | 27 | 1996 | T. Williams | 23 | 1949 | V. Stephens | 21 | 1949 |
| Rice | 27 | 1979 | 13. Ortiz | 22 | 2006 | Foxx | 21 | 1936 |
| Rice | 27 | 1977 | Ramirez | 22 | 2005 | 22. 3 players (4 times) .. | 20 | |
| Yastrzemski | 27 | 1967 | Yastrzemski | 22 | 1970 | | | |
| 8. Stuart | 25 | 1963 | Petrocelli | 22 | 1969 | | | |

Most Home Runs on The Road in a Single Season

| Rank/Player | HR | Year | Rank/Player | HR | Year | Rank/Player | HR | Year |
|----------------------|----|------|-------------------|----|------|-------------------|----|------|
| 1. Ortiz | 32 | 2006 | Baylor | 22 | 1986 | T. Williams | 20 | 1942 |
| 2. Ortiz | 27 | 2005 | Armas | 22 | 1984 | Foxx | 20 | 1936 |
| 3. T. Williams | 26 | 1957 | 11. Bay | 21 | 2009 | Ruth | 20 | 1919 |
| 4. Ortiz | 24 | 2014 | Vaughn | 21 | 1998 | 21. Ortiz | 19 | 2007 |
| Ortiz | 24 | 2004 | 13. Ramirez | 20 | 2004 | Ramirez | 19 | 2006 |
| Vaughn | 24 | 1995 | Ramirez | 20 | 2001 | Ramirez | 19 | 2003 |
| 7. Ramirez | 23 | 2005 | Evans | 20 | 1987 | Garciaparra | 19 | 1997 |
| Rice | 23 | 1983 | T. Williams | 20 | 1949 | Armas | 19 | 1983 |
| 9. Ortiz | 22 | 2015 | T. Williams | 20 | 1946 | Yastrzemski | 19 | 1969 |

NOTE: Tony Armas (1984), Jimmie Foxx (1936), David Ortiz (2005-06), Manny Ramirez (2001, 2004-05) and Ted Williams (1949) are the only Red Sox ever with at least 20 homers in a season at home and on the road. Ortiz tied Babe Ruth's (1927) AL record with 32 road home runs in 2006.

Red Sox Monthly Home Run Records

| MONTH | HR | NAME | YEAR | TOTAL |
|------------|----|---------------------------------------|------|-------|
| April | 10 | Hanley Ramirez | 2015 | 19 |
| | 10 | David Ortiz | 2006 | 54 |
| May | 13 | Jim Rice | 1978 | 46 |
| June | 14 | Jackie Jensen | 1958 | 35 |
| July | 14 | David Ortiz | 2006 | 54 |
| August | 13 | Dwight Evans | 1987 | 34 |
| | 13 | Jimmie Foxx | 1940 | 36 |
| September | 11 | David Ortiz | 2005 | 47 |
| Sept.-Oct. | 12 | Manny Ramirez (9 in Sept., 3 in Oct.) | 2005 | 45 |
| | 12 | Jimmie Foxx (10 in Sept., 2 in Oct.) | 1938 | 50 |

Individual Pitching Records

Single Season

| | |
|---|--|
| MOST BASES ON BALLS, left-handed | 134, Mel Parnell, 1949 |
| MOST BASES ON BALLS, right-handed | 121, Mike Torrez, 1979; Don Schwall, 1962 |
| LOWEST OPPONENTS BATTING AVERAGE | .167*, Pedro Martinez, 2000 |
| LOWEST EARNED RUN AVERAGE, left-handed | 0.96+, Dutch Leonard (224.2 IP), 1914 |
| LOWEST EARNED RUN AVERAGE, right-handed | 1.26, Cy Young (299.0 IP), 1908 |
| MOST EARNED RUNS | 140, Wes Ferrell, 1936 |
| MOST GAMES, left-handed | 74, Rob Murphy, 1989 |
| MOST GAMES, right-handed | 81, Mike Timlin, 2005 |
| MOST COMPLETE GAMES | 41, Cy Young, 1902 |
| MOST GAMES FINISHED | 69, Tom Gordon, 1998 |
| MOST HITS | 350, Cy Young, 1902 |
| MOST CONSECUTIVE BATTERS RETIRED | 37, Koji Uehara, 2013 |
| MOST CONSECUTIVE BATTERS RETIRED, without a hit | 76+, Cy Young, 1904 |
| MOST HIT BATSMEN | 20, Bronson Arroyo, 2004; Howard Ehmke, 1923 |
| MOST HOME RUNS, left-handed | 35, Bruce Hurst, 1987 |
| MOST HOME RUNS, right-handed | 38, Rick Porcello, 2017; Tim Wakefield, 1996 |
| MOST HOME RUNS, bases loaded | 3, Clay Buchholz, 2016; Ramon Martinez, 2000 |
| MOST HOME RUNS, leadoff | 5, Pedro Martinez, 2004 |
| MOST INNINGS, left-handed | 326.1, Babe Ruth, 1917 |
| MOST INNINGS, right-handed | 384.2, Cy Young, 1902 |
| MOST INNINGS, as reliever | 168.1*, Bob Stanley, 1982 |
| MOST CONSECUTIVE INNINGS, hitless | 24.0+, Cy Young, 1904 |
| MOST CONSECUTIVE INNINGS, scoreless | 45.2, Cy Young, 1904 |
| MOST CONSECUTIVE GAMES, scoreless | 27, Koji Uehara, 2013 |
| MOST LOSSES, left-handed | 18, Hal Wiltse, 1927 |
| MOST LOSSES, right-handed | 25, Red Ruffing, 1928 |
| MOST CONSECUTIVE LOSSES | 14, Joe Harris, 1906 |
| LOWEST OPPONENTS ON-BASE PERCENTAGE | .213+, Pedro Martinez, 2000 |
| LOWEST WALKS AND HITS PER INNING PITCHED | 0.74+, Pedro Martinez, 2000 |
| MOST RUNS | 172, Ted Lewis, 1901 |
| MOST SAVES, left-handed | 24, Tom Burgmeier, 1980 |
| MOST SAVES, right-handed | 46, Tom Gordon, 1998 |
| MOST SAVES, one month | 12, Bob Stanley, Aug. 1980 |
| MOST CONSECUTIVE SAVES | 43, Tom Gordon, 1998 |
| MOST CONSECUTIVE SAVES, any season | 54, Tom Gordon, 4/19/1998-5/31/1999 |
| MOST CONSECUTIVE SAVES, to start season | 20, Jonathan Papelbon, 2006 |
| MOST CONSECUTIVE SEASONS, 30 or more saves | 6, Jonathan Papelbon, 2006-11 |
| MOST SHUTOUT WINS, left-handed | 9**, Babe Ruth, 1916 |
| MOST SHUTOUT WINS, right-handed | 10, Joe Wood, 1912; Cy Young, 1904 |
| MOST SHUTOUT WINS, by score of 1-0 | 5**, Joe Bush, 1918 |
| MOST SHUTOUT LOSSES | 8, Joe Harris, 1906 |
| MOST STARTS, left-handed | 41, Babe Ruth, 1916 |
| MOST STARTS, right-handed | 43, Cy Young, 1902 |
| MOST STRIKEOUTS, left-handed | 308, Chris Sale, 2017 |
| MOST STRIKEOUTS, right-handed | 313, Pedro Martinez, 1999 |
| MOST STRIKEOUTS, per 9.0 innings | 13.2*, Pedro Martinez, 1999 |
| MOST GAMES, 10 or more strikeouts | 19, Pedro Martinez, 1999 |
| MOST CONSECUTIVE GAMES, 10 or more strikeouts | 8++, Chris Sale, 2017; Pedro Martinez, 1999 |
| MOST WILD PITCHES | 21, Earl Wilson, 1963 |
| HIGHEST WINNING PERCENTAGE | .882, Bob Stanley (15-2), 1978 |
| MOST WINS, left-handed | 25, Mel Parnell, 1949 |
| MOST WINS, right-handed | 34, Joe Wood, 1912 |
| MOST WINS, as reliever | 16, Dick Radatz, 1964 |
| MOST WINS, at home | 19, Cy Young, 1901 |
| MOST WINS, at Fenway Park | 18, Joe Wood, 1912 |
| MOST WINS, on road | 16, Joe Wood, 1912 |
| MOST CONSECUTIVE WINS | 16**, Joe Wood, 1912 |
| MOST CONSECUTIVE WINS, at home | 13, Rick Porcello, 2016; Dave Ferriss, 1946; Tex Hughson, 1944 |
| MOST CONSECUTIVE WINS, on road | 11, Dutch Leonard, 1914 |
| MOST CONSECUTIVE WINS, to start season | 14, Roger Clemens, 1986 |

+ML record (since 1900) ++tied for ML record *AL record **tied for AL record

Individual Pitching Records, Continued

Single Season Rookie

| | |
|--------------------------------|---|
| MOST BASES ON BALLS..... | 110, Don Schwall, 1961 |
| LOWEST EARNED RUN AVERAGE..... | 2.39, Dutch Leonard, 1913 |
| MOST GAMES..... | 66, Hideki Okajima, 2007 |
| MOST COMPLETE GAMES..... | 26, Dave Ferriss, 1945; George Winter, 1901 |
| MOST INNINGS..... | 275.2, Buck O'Brien, 1912 |
| MOST WINS..... | 21, Dave Ferriss, 1945 |
| MOST LOSSES..... | 21, Joe Harris, 1906 |
| MOST SAVES..... | 35, Jonathan Papelbon, 2006 |
| MOST SHUTOUTS..... | 5, Dave Ferriss, 1945 |
| MOST STARTS..... | 34, Buck O'Brien, 1912 |
| MOST STRIKEOUTS..... | 201, Daisuke Matsuzaka, 2007 |
| MOST STRIKEOUTS, game..... | 15, Roger Clemens, 8/21/1984 vs. KC |
| MOST RUNS..... | 149, Ted Wingfield, 1925 |

Single Game

| | |
|---|---|
| MOST BALKS..... | 4**, John Dopsop, 6/13/1989 vs. DET |
| MOST BASES ON BALLS..... | 12, Fritz Ostermueller, 7/30/1935 at WAS |
| MOST BASES ON BALLS, in relief..... | 11, Mickey McDermott, 5/20/1948 at CLE; Ken Chase, 6/13/1943 vs. WAS (G1) |
| MOST CONSECUTIVE BATTERS RETIRED..... | 34, Waite Hoyt, 9/24/1919 (G2) at NYY (2nd to 13th) |
| MOST EXTRA-BASE HITS..... | 10, Curt Schilling, 8/10/2006 at KC |
| FEWEST HITS ALLOWED, complete game in ML debut..... | 1+, Billy Rohr, 4/14/1967 at NYY, 3-0 |
| MOST HOME RUNS..... | 6+, Tim Wakefield, 8/8/2004 at DET |
| MOST INNINGS..... | 24.0**, Joe Harris, 9/1/1906 vs. PHA (L, 4-1) |
| MOST INNINGS, in relief..... | 11.0, Babe Ruth, 5/15/1919 at CWS (W); Ted Lewis, 7/27/1901 at CWS (L) |
| MOST CONSECUTIVE SCORELESS INNINGS..... | 20.0*, Joe Harris, 9/1/1906 (4th thru 23rd) vs. PHA |
| MOST STRIKEOUTS, 9 innings..... | 20+, Roger Clemens, 9/18/1996 at DET; 4/29/1986 vs. SEA |
| MOST STRIKEOUTS, in relief..... | 12, Diego Segui, 9/22/1974 (7.2 IP) vs. BAL |
| MOST CONSECUTIVE STRIKEOUTS..... | 8, Roger Clemens, 4/29/1986 vs. SEA |
| MOST WILD PITCHES..... | 4, Daisuke Matsuzaka, 5/27/2009 at MIN; Milt Gaston, 9/14/1929 vs. DET |

Single Inning

| | |
|-------------------------|--|
| MOST BATTERS FACED..... | 16+, Howard Ehmke, 9/28/1923 (6th) vs. NYY; Lefty O'Doul, 7/7/1923 (6th) vs. CLE; Doc Adkins, 7/8/1902 (6th) vs. PHA |
| MOST HITS..... | 12+, Doc Adkins, 7/8/1902 (6th) vs. PHA |
| MOST RUNS..... | 13+, Lefty O'Doul, 7/7/1923 (6th) at CLE (G1) |
| MOST STRIKEOUTS..... | 4+, Craig Kimbrel, 5/25/17 (9th) vs. TEX; Tim Wakefield, 8/10/1999 (9th) at KC |
| MOST WALKS..... | 6, Lefty O'Doul, 7/7/1923 (6th) at CLE |

+ML record (since 1900) ++tied for ML record *AL record **tied for AL record

Longest Winning Streaks (Single Season)

| RANK/PITCHER | NO. | DATES | RANK/PITCHER | NO. | DATES |
|--------------|-----|-----------------|---------------|-----|----------------|
| 1. J. Wood | 16 | 7/8-9/15/1912 | J. Kramer | 11 | 6/3-8/3/1948 |
| 2. Clemens | 14 | 4/11-6/27/1986* | Hughson | 11 | 6/30-8/23/1942 |
| 3. Kinder | 13 | 7/28-9/24/1949 | 10. Wakefield | 10 | 6/29-8/13/1995 |
| 4. Ferriss | 12 | 7/12-9/2/1946 | Boddicker | 10 | 4/30-7/2/1990 |
| Leonard (L) | 12 | 6/2-8/9/1914 | Radatz | 10 | 5/15-7/21/1963 |
| C. Young | 12 | 6/2-7/16/1901 | Delock | 10 | 5/1-7/20/1958* |
| 6. Buchholz | 11 | 4/3-9/15/2013* | Ferriss | 10 | 4/26-6/9/1946* |
| B. Stanley | 11 | 5/6-8/28/1978 | C. Young | 10 | 5/3-6/8/1902 |
| Moret (L) | 11 | 4/22-9/12/1973* | | | |

(L) left-hander * from start of season

NOTE: Ellis Kinder defeated the Chicago White Sox in 18 straight decisions from 7/22/1948-5/12/1953. Mel Parnell beat the Washington Senators in 17 straight decisions from 7/8/1948-9/20/1952. Joe Wood defeated the St. Louis Browns in 15 straight decisions from 5/25/1911-9/26/1914. Tom Brewer defeated the Philadelphia/Kansas City Athletics in 14 straight decisions from 7/2/1954-7/24/1957. Jon Lester defeated the Orioles in his first 14 career decisions against the club from 8/13/2006-4/28/2011.


Club Pitching Records

Team Pitching

| | |
|--------------------------------------|--|
| MOST BASES ON BALLS..... | 748 in 1950 |
| FEWEST BASES ON BALLS..... | 233* in 1904 |
| MOST COMPLETE GAMES..... | 148+ in 1904 |
| FEWEST COMPLETE GAMES..... | 2 in 2011 |
| LOWEST ERA..... | 2.12 in 1904 |
| HIGHEST ERA..... | 5.02 in 1932 |
| MOST HOME RUNS..... | 195 in 2017 |
| MOST HOME RUNS, home..... | 97 in 2012 (81 games); 1966 (81 games) |
| MOST HOME RUNS, road..... | 115 in 1987 (82 games) |
| MOST HOME RUNS, leadoff..... | 8 in 1999 |
| MOST HOME RUNS, extra innings..... | 7 in 1987; 1969 |
| MOST HOME RUNS, bases loaded..... | 8 in 2005; 2004 |
| MOST HOME RUNS, pinch hit..... | 8 in 1991 |
| MOST HOME RUNS, one month..... | 49, June 1966 (31 games) |
| FEWEST HOME RUNS..... | 6* in 1913 |
| FEWEST HOME RUNS, since 1946..... | 82 in 1949 |
| MOST SAVES..... | 53 in 1998 |
| MOST PITCHERS, 10 or more saves..... | 3++ in 1999 |
| MOST SHUTOUTS..... | 26 in 1918 |
| FEWEST SHUTOUTS..... | 3 in 1994; 1932; 1923 |
| MOST CONSECUTIVE SHUTOUTS..... | 3, 11 times, last time 9/25-27/2015 |
| MOST STRIKEOUTS..... | 1,580 in 2017 (162 games) |
| FEWEST STRIKEOUTS..... | 310 in 1925 (152 games) |

Team Pitching, Game

| | |
|--|---|
| LARGEST LEAD RELINQUISHED IN LOSS..... | 10 runs up, 6/4/1989 vs. TOR (10-0 after 6 inn., lost 13-11 in 12 inn.) |
| MOST RUNS..... | 27-3 loss, 7/7/1923 (G1) at CLE |
| MOST RUNS, shutout..... | 19-0 loss, 5/18/1955 vs. CLE |
| MOST HOME RUNS..... | 7, 6/2/2016 at BAL; 8/8/2004 at DET; 5/17/1967 vs. BAL; 5/30/1961 vs. NYY |
| MOST STRIKEOUTS..... | 24, 9/15/17 at TB (W, 13-6, 15 inn.) |
| MOST STRIKEOUTS, 9-inning game..... | 20++, 5/25/17 vs. TEX (W, 6-2); 9/18/1996 at DET (W, 4-0); 4/29/1986 vs. SEA (W, 3-1) |
| MOST WALKS, 9-inning game..... | 18++, 5/20/1948 at CLE (L, 4-13), Harris 7 (1.1 IP), McDermott 11 (6.2 IP) |
| +ML record (since 1900) ++tied for ML record *AL record **tied for AL record | |



Pedro Martinez established a club record with an AL-best 313 strikeouts in 1999.

Single-Season Pitching Leaders

Wins

| | |
|---------------------|--------------|
| 1. J. Wood..... | *34-5, 1912 |
| 2. C. Young..... | *33-10, 1901 |
| 3. C. Young..... | *32-11, 1902 |
| 4. C. Young..... | *28-9, 1903 |
| 5. C. Young..... | 26-16, 1904 |
| 6. Parnell (L)..... | *25-7, 1949 |
| Ferriss..... | 25-6, 1946 |
| Ferrell..... | *25-14, 1935 |
| 9. Clemens..... | *24-4, 1986 |
| Ruth (L)..... | 24-13, 1917 |

Strikeouts

| | |
|---------------------|------------|
| 1. P. Martinez..... | *313, 1999 |
| 2. Sale (L)..... | *308, 2017 |
| 3. Clemens..... | *291, 1988 |
| 4. P. Martinez..... | *284, 2000 |
| 5. J. Wood..... | 258, 1912 |
| 6. Clemens..... | *257, 1996 |
| 7. Clemens..... | 256, 1987 |
| 8. P. Martinez..... | 251, 1998 |
| 9. Lonborg..... | *246, 1967 |
| 10. Clemens..... | *241, 1991 |

Games Started

| | |
|-------------------|-----------|
| 1. C. Young..... | *43, 1902 |
| 2. Dinneen..... | 42, 1902 |
| 3. Ruth (L)..... | *41, 1916 |
| C. Young..... | 41, 1904 |
| C. Young..... | 41, 1901 |
| 6. Lonborg..... | †39, 1967 |
| Ehmke..... | 39, 1923 |
| 8. 7 players..... | 38 |

Shutouts

| | |
|------------------|-----------|
| 1. J. Wood..... | *10, 1912 |
| C. Young..... | *10, 1904 |
| 3. Ruth (L)..... | *9, 1916 |
| 4. Clemens..... | *8, 1988 |
| Mays..... | †8, 1918 |
| 6. Clemens..... | *7, 1987 |
| Tiant..... | *7, 1974 |
| Bush..... | 7, 1918 |
| Leonard (L)..... | 7, 1914 |
| C. Young..... | *7, 1903 |

10-Strikeout Games

| | |
|---------------------|-----------|
| 1. P. Martinez..... | *19, 1999 |
| 2. Sale (L)..... | *18, 2017 |
| 3. P. Martinez..... | *15, 2000 |
| 4. Clemens..... | *12, 1988 |
| 5. P. Martinez..... | *9, 2002 |
| P. Martinez..... | *9, 2001 |
| Clemens..... | †9, 1987 |
| 8. P. Martinez..... | 8, 1998 |
| Clemens..... | *8, 1996 |
| Clemens..... | †8, 1986 |
| Lonborg..... | *8, 1967 |

Losses

| | |
|--------------------|--------------|
| 1. Ruffing..... | *10-25, 1928 |
| 2. Ruffing..... | *9-22, 1929 |
| 3. S. Harriss..... | *14-21, 1927 |
| J. Harris..... | †2-21, 1906 |
| C. Young..... | †13-21, 1906 |
| Dinneen..... | *21-21, 1902 |
| 7. Gaston..... | †13-20, 1930 |
| J. Russell..... | †9-20, 1930 |
| Ehmke..... | 9-20, 1925 |
| S. Jones..... | 12-20, 1919 |

Earned Run Average

| | |
|------------------------|-------------|
| 1. Leonard (L)..... | *0.96, 1914 |
| 2. C. Young..... | 1.26, 1908 |
| 3. J. Wood..... | *1.49, 1915 |
| 4. R. Collins (L)..... | 1.62, 1910 |
| 5. C. Young..... | *1.62, 1901 |
| 6. Shore..... | 1.64, 1915 |
| 7. J. Wood..... | 1.68, 1910 |
| 8. Foster..... | 1.70, 1914 |
| 9. P. Martinez..... | *1.74, 2000 |
| 10. Mays..... | 1.74, 1917 |

Games

| | |
|--------------------|-----------|
| 1. Timlin..... | *81, 2005 |
| 2. G. Harris..... | *80, 1993 |
| 3. R. Adair..... | 79, 1964 |
| 4. Timlin..... | 76, 2004 |
| 5. Slocumb..... | 75, 1996 |
| 6. Lowe..... | 74, 2000 |
| Lowe..... | 74, 1999 |
| R. Murphy (L)..... | 74, 1989 |
| 9. 4 players..... | 73 |

Complete Games

| | |
|------------------|-----------|
| 1. C. Young..... | *41, 1902 |
| 2. C. Young..... | 40, 1904 |
| 3. Dinneen..... | 39, 1902 |
| 4. C. Young..... | 38, 1901 |
| 5. Dinneen..... | 37, 1904 |
| 6. Ruth (L)..... | *35, 1917 |
| J. Wood..... | *35, 1912 |
| 8. C. Young..... | †34, 1903 |
| 9. C. Young..... | 33, 1907 |
| 10. Dinneen..... | 32, 1903 |

Home Runs Allowed

| | |
|-------------------|-----------|
| 1. Wakefield..... | 38, 1996 |
| Porcello..... | 38, 2017 |
| 3. E. Wilson..... | 37, 1964 |
| 4. Beckett..... | 36, 2006 |
| 5. Wakefield..... | *35, 2005 |
| Hurst (L)..... | 35, 1987 |
| 7. Wise..... | 34, 1975 |
| Monbouquette..... | 34, 1964 |
| 9. Conley..... | 33, 1961 |
| 10. Boyd..... | 32, 1986 |
| Tudor (L)..... | 32, 1983 |
| Tiant..... | 32, 1973 |
| Monbouquette..... | 32, 1965 |

Win Pct. (Min. 15 decisions)

| | |
|---------------------|--------------------|
| 1. B. Stanley..... | .882 (15-2), 1978 |
| 2. J. Wood..... | *.872 (34-5), 1912 |
| 3. Moret (L)..... | *.867 (13-2), 1973 |
| 4. Clemens..... | .857 (24-4), 1986 |
| Matsuzaka..... | *.857 (18-3), 2008 |
| 6. P. Martinez..... | *.852 (23-4), 1999 |
| 7. Porcello..... | .846 (22-4), 2016 |
| 8. P. Martinez..... | *.833 (20-4), 2002 |
| 9. Moret (L)..... | *.824 (14-3), 1975 |
| 10. Ferriss..... | *.806 (25-6), 1946 |

Saves

| | |
|-------------------|-----------|
| 1. T. Gordon..... | *46, 1998 |
| 2. Lowe..... | †42, 2000 |
| 3. Papelbon..... | 41, 2008 |
| 4. Urbina..... | 40, 2002 |
| Reardon..... | 40, 1991 |
| 6. Papelbon..... | 38, 2009 |
| 7. Papelbon..... | 37, 2010 |
| Papelbon..... | 37, 2007 |
| 9. Papelbon..... | 35, 2006 |
| Kimble..... | 35, 2017 |

Innings

| | |
|-------------------|--------------|
| 1. C. Young..... | *384.2, 1902 |
| 2. C. Young..... | 380.0, 1904 |
| 3. Dinneen..... | 371.1, 1902 |
| C. Young..... | 371.1, 1901 |
| 5. J. Wood..... | 344.0, 1912 |
| 6. C. Young..... | 343.1, 1907 |
| 7. C. Young..... | *341.2, 1903 |
| 8. Dinneen..... | 335.2, 1904 |
| 9. Ruth (L)..... | 326.1, 1917 |
| 10. Ruth (L)..... | 323.2, 1916 |

Walks

| | |
|-----------------------|------------|
| 1. Parnell (L)..... | 134, 1949 |
| 2. McDermott (L)..... | 124, 1950 |
| 3. Torrez..... | *121, 1979 |
| Schwall..... | 121, 1962 |
| 5. Newsom..... | 119, 1937 |
| Ja. Wilson..... | 119, 1937 |
| Ferrell..... | 119, 1936 |
| Ehmke..... | 119, 1923 |
| 9. Ruffing..... | 118, 1929 |
| Ruth (L)..... | 118, 1916 |

Relief Wins

| | |
|--------------------|-----------|
| 1. Radatz..... | *16, 1964 |
| 2. Radatz..... | *15, 1963 |
| 3. Clear..... | *14, 1982 |
| 4. B. Stanley..... | *13, 1978 |
| Campbell..... | 13, 1977 |
| 6. B. Stanley..... | 12, 1982 |
| 7. Delock..... | *11, 1956 |
| 8. 7 players..... | 10 |

* led AL (L) left-hander

† tied for AL lead

Career Pitching Records

Wins

| | |
|----------------------|-----|
| 1. Clemens | 192 |
| C. Young..... | 192 |
| 3. Wakefield..... | 186 |
| 4. Parnell (L)..... | 123 |
| 5. Tiant..... | 122 |
| 6. P. Martinez..... | 117 |
| 7. J. Wood..... | 116 |
| 8. B. Stanley..... | 115 |
| 9. Lester (L)..... | 110 |
| 10. Dobson..... | 106 |
| 11. Grove (L)..... | 105 |
| 12. Hughson..... | 96 |
| Monbouquette..... | 96 |
| 14. B. Lee (L)..... | 94 |
| 15. Brewer..... | 91 |
| 16. Leonard (L)..... | 90 |
| F. Sullivan..... | 90 |
| 18. Beckett..... | 89 |
| Ruth (L)..... | 89 |
| 20. 2 players..... | 88 |

ERA (Min. 1,000 IP)

| | |
|------------------------|------|
| 1. J. Wood..... | 1.99 |
| 2. C. Young..... | 2.00 |
| 3. Leonard (L)..... | 2.13 |
| 4. Ruth (L)..... | 2.19 |
| 5. Mays..... | 2.21 |
| 6. R. Collins (L)..... | 2.51 |
| 7. P. Martinez..... | 2.52 |
| 8. Dinneen..... | 2.81 |
| 9. Winter..... | 2.91 |
| 10. Hughson..... | 2.94 |
| 11. Clemens..... | 3.06 |
| 12. Kinder..... | 3.28 |
| 13. Grove (L)..... | 3.34 |
| 14. Tiant..... | 3.36 |
| 15. S. Jones..... | 3.39 |
| 16. F. Sullivan..... | 3.47 |
| 17. Culp..... | 3.50 |
| 18. Parnell (L)..... | 3.50 |
| 19. Dobson..... | 3.57 |
| 20. B. Stanley..... | 3.64 |

Games

| | |
|---------------------|-----|
| 1. B. Stanley..... | 637 |
| 2. Wakefield..... | 590 |
| 3. Papelbon..... | 396 |
| 4. Timlin..... | 394 |
| 5. Lowe..... | 384 |
| 6. Clemens..... | 383 |
| 7. Kinder..... | 365 |
| 8. C. Young..... | 327 |
| 9. Delock..... | 322 |
| 10. B. Lee (L)..... | 321 |
| 11. Tazawa..... | 302 |
| 12. Delcarmen..... | 289 |
| Parnell (L)..... | 289 |
| 14. G. Harris..... | 287 |
| 15. Fornieles..... | 286 |
| Radatz..... | 286 |
| 17. Tiant..... | 274 |
| 18. Garces..... | 261 |
| Okajima (L)..... | 261 |
| 20. Lyle (L)..... | 260 |

Losses

| | |
|----------------------|-----|
| 1. Wakefield..... | 168 |
| 2. C. Young..... | 112 |
| 3. Clemens..... | 111 |
| 4. B. Stanley..... | 97 |
| Winter..... | 97 |
| 6. Ruffing..... | 96 |
| 7. Ja. Russell..... | 94 |
| 8. Monbouquette..... | 91 |
| 9. Dinneen..... | 85 |
| 10. Brewer..... | 82 |
| 11. Tiant..... | 81 |
| 12. F. Sullivan..... | 80 |
| 13. MacFayden..... | 78 |
| 14. Parnell (L)..... | 75 |
| 15. Hurst (L)..... | 73 |
| 16. Delock..... | 72 |
| Dobson..... | 72 |
| W. Nixon..... | 72 |
| 19. Eckersley..... | 71 |
| 20. B. Lee (L)..... | 68 |

Strikeouts

| | |
|-----------------------|-------|
| 1. Clemens..... | 2,590 |
| 2. Wakefield..... | 2,046 |
| 3. P. Martinez..... | 1,683 |
| 4. Lester (L)..... | 1,386 |
| 5. C. Young..... | 1,341 |
| 6. Beckett..... | 1,108 |
| 7. Tiant..... | 1,075 |
| 8. Hurst (L)..... | 1,043 |
| 9. J. Wood..... | 986 |
| 10. Monbouquette..... | 969 |
| 11. Buchholz..... | 899 |
| 12. F. Sullivan..... | 821 |
| 13. Culp..... | 794 |
| 14. Lonborg..... | 784 |
| 15. Eckersley..... | 771 |
| Leonard (L)..... | 771 |
| 17. Grove (L)..... | 743 |
| 18. Brewer..... | 733 |
| 19. Parnell (L)..... | 732 |
| 20. E. Wilson..... | 714 |

Games Started

| | |
|----------------------|-----|
| 1. Wakefield..... | 430 |
| 2. Clemens..... | 382 |
| 3. C. Young..... | 297 |
| 4. Lester (L)..... | 241 |
| 5. Tiant..... | 238 |
| 6. Parnell (L)..... | 232 |
| 7. Monbouquette..... | 228 |
| 8. Brewer..... | 217 |
| Hurst (L)..... | 217 |
| 10. Dobson..... | 202 |
| 11. P. Martinez..... | 201 |
| F. Sullivan..... | 201 |
| 13. Beckett..... | 194 |
| 14. Eckersley..... | 191 |
| 15. Grove (L)..... | 190 |
| 16. Buchholz..... | 188 |
| 17. W. Nixon..... | 177 |
| 18. Winter..... | 176 |
| 19. Dinneen..... | 174 |
| 20. B. Lee (L)..... | 167 |

Winning Pct. (Min. 100 Decisions)

| | |
|-------------------------|----------------|
| 1. P. Martinez..... | .760 (117-37) |
| 2. J. Wood..... | .674 (116-56) |
| 3. Ruth (L)..... | .659 (89-46) |
| 4. Hughson..... | .640 (96-54) |
| 5. Lester (L)..... | .636 (110-63) |
| 6. Clemens..... | .634 (192-111) |
| 7. C. Young..... | .632 (192-112) |
| 8. Grove (L)..... | .629 (105-62) |
| 9. Kinder..... | .623 (86-52) |
| 10. Parnell (L)..... | .621 (123-75) |
| 11. Tannehill (L)..... | .620 (62-38) |
| 12. W. Ferrell..... | .608 (62-40) |
| 13. Beckett..... | .605 (89-58) |
| 14. Tiant..... | .601 (122-81) |
| 15. Dobson..... | .596 (106-72) |
| 16. Leonard (L)..... | .588 (90-63) |
| 17. Mays..... | .585 (72-51) |
| 18. B. Lee (L)..... | .580 (94-68) |
| 19. R. Collins (L)..... | .575 (84-62) |
| 20. Buchholz..... | .570 (81-61) |

Saves

| | |
|------------------------|-----|
| 1. Papelbon..... | 219 |
| 2. B. Stanley..... | 132 |
| 3. Radatz..... | 104 |
| 4. Kinder..... | 91 |
| 5. Reardon..... | 88 |
| 6. Lowe..... | 85 |
| 7. Uehara..... | 79 |
| 8. Lyle (L)..... | 69 |
| 9. Gordon..... | 68 |
| 10. Kimbrel..... | 66 |
| 11. L. Smith..... | 58 |
| 12. B. Campbell..... | 51 |
| 13. Urbina..... | 49 |
| 14. Fornieles..... | 48 |
| Slocumb..... | 48 |
| 16. Foulke..... | 47 |
| 17. Je. Russell..... | 45 |
| 18. Drago..... | 41 |
| 19. Burgmeier (L)..... | 40 |
| 20. Clear..... | 38 |

Innings

| | |
|----------------------|---------|
| 1. Wakefield..... | 3,006.0 |
| 2. Clemens..... | 2,776.0 |
| 3. C. Young..... | 2,728.1 |
| 4. Tiant..... | 1,774.2 |
| 5. Parnell (L)..... | 1,752.2 |
| 6. B. Stanley..... | 1,707.0 |
| 7. Monbouquette..... | 1,622.0 |
| 8. Winter..... | 1,599.2 |
| 9. Dobson..... | 1,544.0 |
| 10. Grove (L)..... | 1,539.2 |
| 11. Lester (L)..... | 1,519.1 |
| 12. Brewer..... | 1,509.1 |
| 13. F. Sullivan..... | 1,505.1 |
| 14. B. Lee (L)..... | 1,503.1 |
| 15. Dinneen..... | 1,501.0 |
| 16. Hurst (L)..... | 1,459.0 |
| 17. J. Wood..... | 1,418.0 |
| 18. P. Martinez..... | 1,383.2 |
| 19. Hughson..... | 1,375.2 |
| 20. Eckersley..... | 1,371.2 |

(L) left-hander

Career Pitching Records, Continued

Complete Games

| | |
|-------------------------|-----|
| 1. C. Young..... | 275 |
| 2. Dinneen..... | 156 |
| 3. Winter..... | 141 |
| 4. J. Wood..... | 121 |
| 5. Grove (L)..... | 119 |
| 6. Parnell (L)..... | 113 |
| Tiant..... | 113 |
| 8. Ruth (L)..... | 105 |
| 9. Clemens..... | 100 |
| 10. Hughson..... | 99 |
| 11. Leonard (L)..... | 96 |
| 12. R. Collins (L)..... | 90 |
| Dobson..... | 90 |
| 14. Mays..... | 87 |
| 15. Tannehill (L)..... | 85 |
| 16. Ehmke..... | 83 |
| S. Jones..... | 83 |
| 18. W. Ferrell..... | 81 |
| 19. Brewer..... | 75 |
| 20. Ruffing..... | 73 |

Shutouts

| | |
|------------------------|----|
| 1. Clemens..... | 38 |
| C. Young..... | 38 |
| 3. J. Wood..... | 28 |
| 4. Tiant..... | 26 |
| 5. Leonard (L)..... | 25 |
| 6. Parnell (L)..... | 20 |
| 7. R. Collins (L)..... | 19 |
| Hughson..... | 19 |
| 9. S. Jones..... | 18 |
| 10. Dobson..... | 17 |
| Ruth (L)..... | 17 |
| 12. Dinneen..... | 16 |
| Monbouquette..... | 16 |
| 14. Foster..... | 15 |
| Grove (L)..... | 15 |
| 16. Mays..... | 14 |
| F. Sullivan..... | 14 |
| Tannehill (L)..... | 14 |
| 19. 3 players..... | 13 |

Walks

| | |
|---------------------------|-------|
| 1. Wakefield..... | 1,095 |
| 2. Clemens..... | 856 |
| 3. Parnell (L)..... | 758 |
| 4. Brewer..... | 669 |
| 5. Dobson..... | 604 |
| 6. J. Wilson..... | 564 |
| 7. W. Nixon..... | 530 |
| 8. Lester (L)..... | 529 |
| 9. Delock..... | 514 |
| 10. McDermott (L)..... | 504 |
| 11. Tiant..... | 501 |
| 12. Ostermueller (L)..... | 491 |
| 13. E. Wilson..... | 481 |
| 14. Hurst (L)..... | 479 |
| 15. F. Sullivan..... | 475 |
| 16. B. Stanley..... | 471 |
| 17. Ruffing..... | 459 |
| 18. B. Lee (L)..... | 448 |
| 19. Grove (L)..... | 447 |
| 20. MacFayden..... | 430 |

Home Runs Allowed

| | |
|----------------------|-----|
| 1. Wakefield..... | 401 |
| 2. Clemens..... | 194 |
| 3. Monbouquette..... | 180 |
| 4. Hurst (L)..... | 173 |
| 5. Tiant..... | 170 |
| 6. Eckersley..... | 167 |
| 7. Beckett..... | 153 |
| 8. Lester (L)..... | 138 |
| 9. B. Lee (L)..... | 136 |
| 10. Delock..... | 134 |
| 11. Boyd..... | 126 |
| Brewer..... | 126 |
| 13. F. Sullivan..... | 123 |
| E. Wilson..... | 123 |
| 15. Buchholz..... | 116 |
| 16. B. Stanley..... | 113 |
| 17. Lonborg..... | 105 |
| 18. Parnell (L)..... | 104 |
| 19. Culp..... | 103 |
| P. Martinez..... | 103 |

SO/9.0 IP (Min. 1,000 IP)

| | |
|-----------------------|-------|
| 1. P. Martinez..... | 10.95 |
| 2. Clemens..... | 8.40 |
| 3. Lester (L)..... | 8.21 |
| 4. Beckett..... | 8.04 |
| 5. Buchholz..... | 6.93 |
| 6. Culp..... | 6.54 |
| 7. Hurst (L)..... | 6.43 |
| 8. Lonborg..... | 6.42 |
| 9. E. Wilson..... | 6.27 |
| 10. J. Wood..... | 6.26 |
| 11. Wakefield..... | 6.13 |
| 12. Lowe..... | 5.84 |
| 13. Tiant..... | 5.45 |
| 14. Monbouquette..... | 5.38 |
| 15. Leonard (L)..... | 5.10 |
| 16. Eckersley..... | 5.06 |
| 17. Boyd..... | 5.05 |
| 18. Delock..... | 4.93 |
| 19. F. Sullivan..... | 4.91 |
| 20. Ja. Wilson..... | 4.75 |

Relief Wins

| | |
|---------------------|----|
| 1. B. Stanley..... | 85 |
| 2. Radatz..... | 49 |
| 3. Kinder..... | 40 |
| 4. Clear..... | 35 |
| 5. Delock..... | 34 |
| 6. Fornieles..... | 31 |
| 7. Timlin..... | 30 |
| 8. B. Campbell..... | 28 |
| 9. Ryba..... | 26 |
| Ja. Wilson..... | 26 |

10-Strikeout Games

| | |
|---------------------|----|
| 1. P. Martinez..... | 72 |
| 2. Clemens..... | 68 |
| 3. Lester (L)..... | 20 |
| 4. Sale (L)..... | 18 |
| J. Wood..... | 18 |
| 6. Hurst (L)..... | 13 |
| 7. Culp..... | 10 |
| Lonborg..... | 10 |
| Morehead..... | 10 |
| 10. Tiant..... | 9 |

20-Game Winners

| Rank/Player | W-L | Year |
|----------------------|--------|------|
| 1. J. Wood..... | *34-5 | 1912 |
| 2. C. Young..... | *33-10 | 1901 |
| 3. C. Young..... | *32-11 | 1902 |
| 4. C. Young..... | *28-9 | 1903 |
| 5. C. Young..... | 26-16 | 1904 |
| 6. Parnell (L)..... | *25-7 | 1949 |
| Ferriss..... | 25-6 | 1946 |
| W. Ferrell..... | *25-14 | 1935 |
| 9. Clemens..... | *24-4 | 1986 |
| Ruth (L)..... | 24-13 | 1917 |
| 11. P. Martinez..... | *23-4 | 1999 |
| Kinder..... | 23-6 | 1949 |
| S. Jones..... | 23-16 | 1921 |
| Ruth (L)..... | 23-12 | 1916 |
| J. Wood..... | 23-17 | 1911 |
| Dinneen..... | 23-14 | 1904 |

| Rank/Player | W-L | Year |
|--------------------|-------|------|
| 17. Porcello..... | *22-4 | 2016 |
| Tiant..... | 22-13 | 1974 |
| Lonborg..... | †22-9 | 1967 |
| Hughson..... | *22-6 | 1942 |
| Mays..... | 22-9 | 1917 |
| Tannehill (L)..... | 22-9 | 1905 |
| 23. Schilling..... | *21-6 | 2004 |
| Lowe..... | 21-8 | 2002 |
| Clemens..... | 21-6 | 1990 |
| Tiant..... | 21-12 | 1976 |
| Parnell (L)..... | 21-8 | 1953 |
| Ferriss..... | 21-10 | 1945 |
| Mays..... | 21-13 | 1918 |
| C. Young..... | 21-11 | 1908 |
| C. Young..... | 21-15 | 1907 |
| Tannehill (L)..... | 21-11 | 1904 |

| Rank/Player | W-L | Year |
|----------------------|-------|------|
| Dinneen..... | 21-13 | 1903 |
| Dinneen..... | 21-21 | 1902 |
| 35. Beckett..... | *20-7 | 2007 |
| P. Martinez..... | 20-4 | 2002 |
| Clemens..... | †20-9 | 1987 |
| Eckersley..... | 20-8 | 1978 |
| Tiant..... | 20-13 | 1973 |
| Monbouquette..... | 20-10 | 1963 |
| Hughson..... | 20-11 | 1946 |
| W. Ferrell..... | 20-15 | 1936 |
| Grove (L)..... | 20-12 | 1935 |
| Ehmke..... | 20-17 | 1923 |
| Ra. Collins (L)..... | 20-13 | 1914 |
| Bedient..... | 20-9 | 1912 |
| O'Brien..... | 20-13 | 1912 |
| Hughes..... | 20-7 | 1903 |

(L) left-hander * led AL † tied for AL lead

Annual Pitching Leaders

| YEAR | WINS | EARNED RUN AVG. | GAMES | GAMES STARTED |
|------|-----------------------------|-----------------------|----------------------|--------------------------------|
| 2017 | Sale, Pomeranz..... 17 | Sale.....2.90 | Barnes.....70 | Porcello..... 33 |
| 2016 | Porcello.....*22-4 | Porcello.....3.15 | Barnes.....62 | Price.....*35 |
| 2015 | Miley.....11-11 | Miley.....4.46 | Layne, Ogando.....64 | Miley..... 32 |
| 2014 | Lackey.....11-7 | Buchholz.....5.34 | Tazawa.....71 | Buchholz..... 28 |
| 2013 | Lester.....15-8 | Lackey.....3.52 | Uehara.....73 | Lester..... 33 |
| 2012 | Buchholz, Doubront.....11 | Buchholz.....4.56 | Aceves.....69 | Lester..... 33 |
| 2011 | Lester.....15-9 | Beckett.....2.89 | D. Bard.....70 | Lester..... 31 |
| 2010 | Lester.....19-9 | Buchholz.....2.33 | D. Bard.....73 | Lackey..... 33 |
| 2009 | Beckett.....17-6 | Lester.....3.41 | R. Ramirez.....70 | Beckett, Lester..... 32 |
| 2008 | Matsuzaka.....18-3 | Matsuzaka.....2.90 | Delcarmen.....73 | Lester..... 33 |
| 2007 | Beckett.....*20-7 | Beckett.....3.27 | Okajima.....66 | Matsuzaka..... 32 |
| 2006 | Beckett.....16-11 | Schilling.....3.97 | Timlin.....68 | Beckett..... 33 |
| 2005 | Wakefield.....16-12 | Wakefield.....4.15 | Timlin.....*81 | Wakefield..... 33 |
| 2004 | Schilling.....*21-6 | Schilling.....3.26 | Timlin.....76 | Lowe, P. Martinez..... 33 |
| 2003 | Lowe.....17-7 | P. Martinez.....*2.22 | Timlin.....72 | Lowe, Wakefield..... 33 |
| 2002 | Lowe.....21-8 | P. Martinez.....*2.26 | Urbina.....61 | Lowe..... 32 |
| 2001 | Nomo.....13-10 | Wakefield.....3.90 | Beck.....68 | Nomo..... 33 |
| 2000 | P. Martinez.....18-6 | P. Martinez.....*1.74 | Lowe.....74 | P. Martinez..... 29 |
| 1999 | P. Martinez.....*23-4 | P. Martinez.....*2.07 | Lowe.....74 | P. Martinez..... 29 |
| 1998 | P. Martinez.....19-7 | P. Martinez.....2.89 | Gordon.....73 | P. Martinez, Wakefield..... 33 |
| 1997 | Sele.....13-12 | Gordon.....3.74 | Wasdin.....53 | Sele..... 33 |
| 1996 | Wakefield.....14-13 | Clemens.....3.63 | Slocumb.....75 | Clemens, Gordon..... 34 |
| 1995 | Wakefield.....16-8 | Wakefield.....2.95 | Belinda.....63 | Hanson..... 29 |
| 1994 | Clemens.....9-7 | Clemens.....2.85 | Fossas.....44 | Clemens..... 24 |
| 1993 | Darwin.....15-11 | Viola.....3.14 | G. Harris.....*80 | Darwin..... 34 |
| 1992 | Clemens.....18-11 | Clemens.....*2.41 | G. Harris.....70 | Viola..... 35 |
| 1991 | Clemens.....18-10 | Clemens.....*2.62 | Fossas.....64 | Clemens.....**35 |
| 1990 | Clemens.....21-6 | Clemens.....*1.93 | R. Murphy.....68 | Boddicker..... 34 |
| 1989 | Clemens.....17-11 | Clemens.....3.13 | R. Murphy.....74 | Clemens..... 35 |
| 1988 | Clemens, Hurst.....18 | Clemens.....2.93 | L. Smith.....64 | Clemens..... 35 |
| 1987 | Clemens.....**20-9 | Clemens.....2.97 | Schiraldi.....62 | Clemens..... 36 |
| 1986 | Clemens.....*24-4 | Clemens.....*2.48 | B. Stanley.....66 | Clemens..... 33 |
| 1985 | Boyd.....15-13 | Boyd.....3.70 | B. Stanley.....48 | Boyd..... 35 |
| 1984 | 3 players.....12 | Nipper.....3.89 | B. Stanley.....57 | Hurst..... 33 |
| 1983 | Tudor.....13-12 | Ojeda.....4.04 | B. Stanley.....64 | Tudor..... 34 |
| 1982 | Clear.....14-9 | B. Stanley.....3.10 | Clear.....55 | Eckersley..... 33 |
| 1981 | B. Stanley, Torrez.....10 | Torrez.....3.68 | B. Stanley.....35 | Eckersley, Tanana..... 23 |
| 1980 | Eckersley.....12-14 | B. Stanley.....3.39 | Burgmeier.....62 | Torrez..... 32 |
| 1979 | Eckersley.....17-10 | Eckersley.....2.99 | Drago.....53 | Torrez..... 36 |
| 1978 | Eckersley.....20-8 | Eckersley.....2.99 | B. Stanley.....52 | Torrez..... 36 |
| 1977 | Campbell.....13-9 | Jenkins.....3.68 | Campbell.....69 | Tiant..... 32 |
| 1976 | Tiant.....21-12 | Tiant.....3.06 | Willoughby.....54 | Tiant..... 38 |
| 1975 | Wise.....19-12 | B. Lee.....3.95 | B. Lee.....41 | Tiant, Wise..... 35 |
| 1974 | Tiant.....22-13 | Tiant.....2.92 | Segui.....58 | Tiant..... 38 |
| 1973 | Tiant.....20-13 | B. Lee.....2.75 | Bolin.....39 | Tiant..... 35 |
| 1972 | Pattin.....17-13 | Tiant.....*1.91 | B. Lee.....47 | Pattin..... 35 |
| 1971 | Siebert.....16-10 | Siebert.....2.91 | Bolin.....52 | Culp..... 35 |
| 1970 | Culp.....17-14 | Culp.....3.04 | Lyle.....63 | Peters..... 34 |
| 1969 | Culp.....17-8 | Nagy.....3.11 | Lyle.....71 | Culp..... 32 |
| 1968 | Culp, Ellsworth.....16 | Culp.....2.91 | Stange.....50 | Culp..... 30 |
| 1967 | Lonborg.....**22-9 | Stange.....2.77 | Wyatt.....60 | Lonborg.....**39 |
| 1966 | Santiago.....12-13 | Santiago.....3.66 | McMahon.....49 | Santiago..... 28 |
| 1965 | E. Wilson.....13-14 | Monbouquette.....3.70 | Radatz.....63 | E. Wilson..... 36 |
| 1964 | Radatz.....16-9 | Monbouquette.....4.04 | Radatz.....79 | Monbouquette..... 35 |
| 1963 | Monbouquette.....20-10 | E. Wilson.....3.76 | Radatz.....66 | Monbouquette..... 36 |
| 1962 | Conley, Monbouquette.....15 | Monbouquette.....3.33 | Radatz.....*62 | Monbouquette..... 35 |
| 1961 | Schwall.....15-7 | Schwall.....3.22 | Fornieles.....57 | Monbouquette..... 32 |
| 1960 | Monbouquette.....14-11 | Monbouquette.....3.64 | Fornieles.....*70 | Monbouquette..... 30 |
| 1959 | Casale.....13-8 | Brewer.....3.76 | Fornieles.....46 | Brewer..... 32 |
| 1958 | Delock.....14-8 | Delock.....3.38 | Wall.....52 | Brewer..... 32 |
| 1957 | Brewer.....16-13 | F. Sullivan.....2.73 | Delock.....49 | Brewer..... 32 |
| 1956 | Brewer.....19-9 | F. Sullivan.....3.42 | Delock.....48 | F. Sullivan..... 33 |
| 1955 | F. Sullivan.....**18-13 | F. Sullivan.....2.91 | Hurd, Kinder.....43 | F. Sullivan.....*35 |
| 1954 | F. Sullivan.....15-12 | F. Sullivan.....3.14 | Kinder.....48 | W. Nixon..... 30 |
| 1953 | Parnell.....21-8 | McDermott.....3.01 | Kinder.....*69 | Parnell..... 34 |
| 1952 | Parnell.....12-12 | Parnell.....3.62 | Delock.....39 | Parnell..... 29 |
| 1951 | Parnell.....18-11 | Parnell.....3.26 | Kinder.....*63 | Parnell..... 29 |

* led AL ** tied for AL lead

Pitching
Records

Annual Pitching Leaders, Continued

| YEAR | WINS | EARNED RUN AVG. | GAMES | GAMES STARTED |
|------|-------------------------------|------------------------|---------------------------|--------------------------|
| 1950 | Parnell..... 18-10 | Parnell..... 3.61 | Kinder..... 48 | Parnell..... 31 |
| 1949 | Parnell..... *25-7 | Parnell..... *2.77 | Kinder..... 43 | Parnell..... 33 |
| 1948 | Kramer..... 18-5 | Parnell..... 3.14 | Dobson..... 38 | Dobson..... 32 |
| 1947 | Dobson..... 18-8 | Dobson..... 2.95 | E. Johnson..... 45 | Dobson..... 31 |
| 1946 | Ferriss..... 25-6 | Hughson..... 2.75 | Ferriss..... 40 | Ferriss, Hughson..... 35 |
| 1945 | Ferriss..... 21-10 | Ferriss..... 2.96 | Barrett..... 37 | Ferriss..... 31 |
| 1944 | Hughson..... 18-5 | Hughson..... 2.26 | Ryba..... 42 | Bowman..... 24 |
| 1943 | Hughson..... 12-15 | Hughson..... 2.64 | M. Brown..... *49 | Hughson..... 32 |
| 1942 | Hughson..... *22-6 | Hughson..... 2.59 | Hughson..... 38 | Hughson..... 30 |
| 1941 | Newsome..... 19-10 | C. Wagner..... 3.07 | Ryba..... 40 | Newsome..... 29 |
| 1940 | Heving, Ja. Wilson..... 12 | Bagby Jr..... 4.73 | Ja. Wilson..... 41 | Bagby Jr., Grove..... 21 |
| 1939 | Grove..... 15-4 | Grove..... *2.54 | Dickman..... 48 | Auker..... 25 |
| 1938 | Bagby Jr., Ja. Wilson..... 15 | Grove..... *3.08 | Bagby Jr..... 43 | Ja. Wilson..... 27 |
| 1937 | Grove..... 17-9 | Grove..... 3.02 | Ja. Wilson..... 51 | Grove..... 32 |
| 1936 | W. Ferrell..... 20-15 | Grove..... *2.81 | Ostermueller..... 43 | W. Ferrell..... 38 |
| 1935 | W. Ferrell..... *25-14 | Grove..... *2.70 | Walberg..... 44 | W. Ferrell..... *38 |
| 1934 | W. Ferrell..... 14-5 | Ostermueller..... 3.49 | Rhodes..... 44 | Rhodes..... 31 |
| 1933 | Rhodes..... 12-15 | B. Weiland..... 3.87 | Welch..... 47 | Rhodes..... 29 |
| 1932 | Kline..... 11-13 | Durham..... 3.80 | Kline..... 47 | B. Weiland..... 27 |
| 1931 | MacFayden..... 16-12 | W. Moore..... 3.88 | W. Moore..... 53 | MacFayden..... 32 |
| 1930 | Gaston..... 13-20 | Gaston..... 3.92 | Gaston..... 38 | Gaston..... 34 |
| 1929 | E. Morris..... 14-14 | MacFayden..... 3.62 | Gaston..... 39 | Ja. Russell..... 32 |
| 1928 | E. Morris..... 19-15 | E. Morris..... 3.53 | E. Morris..... 47 | Ruffing..... 34 |
| 1927 | S. Harriss..... 14-21 | S. Harriss..... 4.18 | S. Harriss..... 44 | Wiltse..... 29 |
| 1926 | Wingfield..... 11-16 | Wiltse..... 4.22 | Wingfield..... 43 | Wiltse..... 29 |
| 1925 | Wingfield..... 12-19 | Ehmke..... 3.73 | Wingfield..... 47 | Ehmke..... 31 |
| 1924 | Ehmke..... 19-17 | Quinn..... 3.27 | Ehmke..... 45 | Ehmke..... 36 |
| 1923 | Ehmke..... 20-17 | Piercy..... 3.41 | Ehmke..... 43 | Ehmke..... 39 |
| 1922 | Ri. Collins..... 14-11 | Quinn..... 3.48 | Karr..... 41 | Quinn..... 32 |
| 1921 | S. Jones..... 23-16 | S. Jones..... 3.22 | S. Jones..... 40 | S. Jones..... 38 |
| 1920 | Pennock..... 16-13 | H. Harper..... 3.04 | S. Jones, Pennock..... 37 | S. Jones..... 33 |
| 1919 | Pennock..... 16-8 | Mays..... 2.47 | S. Jones..... 35 | S. Jones..... 31 |
| 1918 | Mays..... 21-13 | Bush..... 2.11 | Bush..... 36 | Mays..... 33 |
| 1917 | Ruth..... 24-13 | Mays..... 1.74 | Ruth..... 41 | Ruth..... 38 |
| 1916 | Ruth..... 23-12 | Ruth..... *1.75 | Leonard..... 48 | Ruth..... *41 |
| 1915 | Foster, Shore..... 19 | J. Wood..... *1.49 | Mays, Shore..... 38 | Foster..... 33 |
| 1914 | Ra. Collins..... 20-13 | Leonard..... *0.96 | Bedient..... 42 | Ra. Collins..... 30 |
| 1913 | Ra. Collins..... 19-8 | Leonard..... 2.39 | Bedient..... 43 | Ra. Collins..... 30 |
| 1912 | J. Wood..... *34-5 | J. Wood..... 1.91 | J. Wood..... 43 | J. Wood..... 38 |
| 1911 | J. Wood..... 23-17 | J. Wood..... 2.02 | J. Wood..... 44 | J. Wood..... 33 |
| 1910 | Cicotte..... 15-11 | Ra. Collins..... 1.62 | Cicotte..... 36 | Cicotte..... 30 |
| 1909 | Arellanes..... 16-12 | Cicotte..... 1.97 | Arellanes..... 45 | Arellanes..... 28 |
| 1908 | C. Young..... 21-11 | C. Young..... 1.26 | Cicotte..... 39 | C. Young..... 33 |
| 1907 | C. Young..... 21-15 | C. Young..... 1.99 | C. Young..... 43 | C. Young..... 37 |
| 1906 | Tannehill, C. Young..... 13 | Dinneen..... 2.92 | C. Young..... 39 | C. Young..... 34 |
| 1905 | Tannehill..... 22-9 | C. Young..... 1.82 | C. Young..... 38 | C. Young..... 33 |
| 1904 | C. Young..... 26-16 | C. Young..... 1.97 | C. Young..... 43 | C. Young..... 41 |
| 1903 | C. Young..... *28-9 | C. Young..... 2.08 | C. Young..... 40 | C. Young..... 35 |
| 1902 | C. Young..... *32-11 | C. Young..... 2.15 | C. Young..... *45 | C. Young..... *43 |
| 1901 | C. Young..... *33-10 | C. Young..... *1.62 | C. Young..... 43 | C. Young..... 41 |

* led AL

** tied for AL lead

Annual Pitching Leaders, Continued

| YEAR | COMPLETE GAMES | SAVES | INNINGS | STRIKEOUTS |
|------|---------------------------|-------------------------|--------------------------|-----------------------|
| 2017 | Porcello..... 2 | Kimbrel..... 35 | Sale..... *214.1 | Sale..... *308 |
| 2016 | Wright..... 4 | Kimbrel..... 31 | Price..... *230.0 | Price..... 228 |
| 2015 | Buchholz, Hill, Miley 1 | Uehara..... 25 | Miley..... 193.2 | Porcello..... 149 |
| 2014 | Buchholz..... 2 | Uehara..... 26 | Buchholz..... 170.1 | Lester..... 149 |
| 2013 | Lackey..... 2 | Uehara..... 21 | Lester..... 213.1 | Lester..... 177 |
| 2012 | Lester..... 3 | Aceves..... 25 | Lester..... 205.1 | Doubront..... 167 |
| 2011 | Beckett, Wakefield... 1 | Papelbon..... 31 | Beckett..... 193.0 | Lester..... 182 |
| 2010 | Lester..... 2 | Papelbon..... 37 | Lackey..... 215.0 | Lester..... 225 |
| 2009 | Beckett..... 4 | Papelbon..... 38 | Beckett..... 212.1 | Lester..... 225 |
| 2008 | Lester..... 2 | Papelbon..... 41 | Lester..... 210.1 | Beckett..... 172 |
| 2007 | 5 players..... 1 | Papelbon..... 37 | Matsuzaka..... 204.2 | Matsuzaka..... 201 |
| 2006 | 3 players..... 1 | Papelbon..... 35 | Beckett..... 204.2 | Schilling..... 183 |
| 2005 | Wakefield..... 3 | Foulke..... 15 | Wakefield..... 225.1 | Wakefield..... 151 |
| 2004 | Schilling..... 3 | Foulke..... 32 | Schilling..... 226.2 | P. Martinez..... 227 |
| 2003 | P. Martinez..... 3 | Kim..... 16 | Lowe..... 203.1 | P. Martinez..... 206 |
| 2002 | P. Martinez..... 2 | Urbina..... 40 | Lowe..... 219.2 | P. Martinez..... *239 |
| 2001 | Nomo..... 2 | Lowe..... 24 | Nomo..... 198.0 | Nomo..... *220 |
| 2000 | P. Martinez..... 7 | Lowe..... *42 | P. Martinez..... 217.0 | P. Martinez..... *284 |
| 1999 | P. Martinez..... 5 | Lowe, Wakefield... 15 | P. Martinez..... 213.1 | P. Martinez..... *313 |
| 1998 | P. Martinez..... 3 | Gordon..... *46 | P. Martinez..... 233.2 | P. Martinez..... 251 |
| 1997 | Wakefield..... 4 | Slocumb..... 17 | Wakefield..... 201.1 | Gordon..... 159 |
| 1996 | Clemens, Wakefield... 6 | Slocumb..... 31 | Clemens..... 242.2 | Clemens..... *257 |
| 1995 | Wakefield..... 6 | Aguilera..... 20 | Wakefield..... 195.1 | Hanson..... 139 |
| 1994 | Clemens..... 3 | Ryan..... 13 | Clemens..... 170.2 | Clemens..... 168 |
| 1993 | 3 players..... 2 | Je. Russell..... 33 | Darwin..... 229.1 | Clemens..... 160 |
| 1992 | Clemens..... 11 | Reardon..... 27 | Clemens..... 246.2 | Clemens..... 208 |
| 1991 | Clemens..... 13 | Reardon..... 40 | Clemens..... *271.1 | Clemens..... *241 |
| 1990 | Clemens..... 7 | Reardon..... 21 | Clemens..... 228.1 | Clemens..... 209 |
| 1989 | Clemens..... 8 | L. Smith..... 25 | Clemens..... 253.1 | Clemens..... 230 |
| 1988 | Clemens..... *14 | L. Smith..... 29 | Clemens..... 264.0 | Clemens..... *291 |
| 1987 | Clemens..... *18 | Gardner..... 10 | Clemens..... 281.2 | Clemens..... 256 |
| 1986 | Hurst..... 11 | B. Stanley..... 16 | Clemens..... 254.0 | Clemens..... 238 |
| 1985 | Boyd..... 13 | Crawford..... 12 | Boyd..... 272.1 | Hurst..... 189 |
| 1984 | Boyd..... 10 | B. Stanley..... 22 | Hurst..... 218.0 | Ojeda..... 137 |
| 1983 | Tudor..... 7 | B. Stanley..... 33 | Tudor..... 242.0 | Tudor..... 136 |
| 1982 | Eckersley..... 11 | Clear, B. Stanley... 14 | Eckersley..... 224.1 | Tudor..... 146 |
| 1981 | Eckersley..... 8 | Clear..... 9 | Eckersley..... 154.0 | Clear..... 82 |
| 1980 | Eckersley..... 8 | Burgmeier..... 24 | Torrez..... 207.1 | Eckersley..... 121 |
| 1979 | Eckersley..... 17 | Drago..... 13 | Torrez..... 252.1 | Eckersley..... 150 |
| 1978 | Eckersley..... 16 | B. Stanley..... 10 | Eckersley..... 268.1 | Eckersley..... 162 |
| 1977 | Jenkins..... 11 | Campbell..... *31 | Jenkins..... 193.0 | Tiant..... 124 |
| 1976 | Tiant..... 19 | Willoughby..... 10 | Tiant..... 279.0 | Jenkins..... 142 |
| 1975 | Tiant..... 18 | Drago..... 15 | B. Lee, Tiant..... 260.0 | Tiant..... 142 |
| 1974 | Tiant..... 25 | Segui..... 10 | Tiant..... 311.1 | Tiant..... 176 |
| 1973 | Tiant..... 23 | Bolin..... 15 | B. Lee..... 284.2 | Tiant..... 206 |
| 1972 | Pattin..... 13 | Bolin, B. Lee..... 5 | Pattin..... 253.0 | Pattin..... 168 |
| 1971 | Culp, Siebert..... 12 | Lyle..... 16 | Culp..... 242.1 | Culp..... 151 |
| 1970 | Culp..... 15 | Lyle..... 20 | Culp..... 251.1 | Culp..... 197 |
| 1969 | Culp..... 9 | Lyle..... 17 | Culp..... 227.0 | Culp..... 172 |
| 1968 | Culp..... 11 | Stange..... 12 | Culp..... 216.1 | Culp..... 190 |
| 1967 | Lonborg..... 15 | Wyatt..... 20 | Lonborg..... 273.1 | Lonborg..... *246 |
| 1966 | Stange..... 8 | McMahon..... 9 | Lonborg..... 181.2 | Lonborg..... 131 |
| 1965 | Monbouquette..... 10 | Radatz..... 22 | E. Wilson..... 230.2 | E. Wilson..... 164 |
| 1964 | Monbouquette..... 7 | Radatz..... *29 | Monbouquette..... 234.0 | Radatz..... 181 |
| 1963 | Monbouquette..... 13 | Radatz..... 25 | Monbouquette..... 266.2 | Monbouquette..... 174 |
| 1962 | Monbouquette..... 11 | Radatz..... *24 | Conley..... 241.2 | Monbouquette..... 153 |
| 1961 | Monbouquette..... 12 | Fornieles..... 15 | Monbouquette..... 236.1 | Monbouquette..... 161 |
| 1960 | Monbouquette..... 12 | Fornieles..... *14 | Monbouquette..... 215.0 | Monbouquette..... 134 |
| 1959 | Brewer..... 11 | Fornieles..... 11 | Brewer..... 215.1 | Brewer..... 121 |
| 1958 | Brewer, F. Sullivan... 10 | Kiely..... 12 | Brewer..... 227.1 | Brewer..... 124 |
| 1957 | Brewer..... 15 | Delock..... 11 | F. Sullivan..... 240.2 | Brewer..... 128 |
| 1956 | Brewer..... 15 | Delock..... 9 | Brewer..... 244.1 | Brewer..... 127 |
| 1955 | F. Sullivan..... 16 | Kinder..... 18 | F. Sullivan..... *260.0 | F. Sullivan..... 129 |
| 1954 | F. Sullivan..... 11 | Kinder..... 15 | F. Sullivan..... 206.1 | F. Sullivan..... 124 |
| 1953 | Parnell..... 12 | Kinder..... *27 | Parnell..... 241.0 | Parnell..... 136 |
| 1952 | Parnell..... 15 | Benton..... 6 | Parnell..... 214.0 | McDermott..... 117 |
| 1951 | Parnell..... 11 | Kinder..... *14 | Parnell..... 221.0 | McDermott..... 127 |

* led AL

** tied for AL lead # saves first became an official statistic in 1969

Pitching Records

Annual Pitching Leaders, Continued

| YEAR | COMPLETE GAMES | SAVES | INNINGS | STRIKEOUTS |
|------|--------------------------|-----------------------------|------------------------|-----------------------------|
| 1950 | Parnell..... 21 | Kinder..... 9 | Parnell..... 249.0 | McDermott..... 96 |
| 1949 | Parnell..... *27 | 2 players..... 4 | Parnell..... *295.1 | Kinder..... 138 |
| 1948 | Dobson, Parnell..... 16 | E. Johnson..... 5 | Dobson..... 245.1 | Dobson..... 116 |
| 1947 | Dobson..... 15 | E. Johnson..... 8 | Dobson..... 228.2 | Hughson..... 119 |
| 1946 | Ferriss..... 26 | Klinger..... *9 | Hughson..... 278.0 | Hughson..... 172 |
| 1945 | Ferriss..... 26 | Barrett..... 3 | Ferriss..... 264.2 | Ferriss..... 94 |
| 1944 | Hughson..... 19 | Barrett..... 8 | Hughson..... 203.1 | Hughson..... 112 |
| 1943 | Hughson..... *20 | M. Brown..... 9 | Hughson..... 266.0 | Hughson..... 114 |
| 1942 | Hughson..... *22 | M. Brown..... 6 | Hughson..... *281.0 | Hughson..... **113 |
| 1941 | Newsome..... 17 | Ryba..... 6 | Newsome..... 213.2 | M. Harris..... 111 |
| 1940 | Grove, Ja. Wilson..... 9 | Ja. Wilson..... 5 | Bagby Jr..... 182.2 | Ja. Wilson..... 102 |
| 1939 | Grove..... 17 | Heving..... 7 | Grove..... 191.0 | Grove..... 81 |
| 1938 | Grove..... 12 | McKain..... 6 | Bagby Jr..... 198.2 | Grove..... 99 |
| 1937 | Grove..... 21 | Ja. Wilson..... 7 | Grove..... 262.0 | Grove..... 153 |
| 1936 | W. Ferrell..... *28 | Ja. Wilson..... 3 | W. Ferrell..... *301.0 | Grove..... 130 |
| 1935 | W. Ferrell..... *31 | Walberg..... 3 | W. Ferrell..... *322.1 | Grove..... 121 |
| 1934 | W. Ferrell..... 17 | Ostermueller..... 3 | Rhodes..... 219.0 | Welch..... 91 |
| 1933 | Rhodes..... 14 | Kline..... 4 | Rhodes..... 232.0 | B. Weiland..... 97 |
| 1932 | Andrews..... 8 | W. Moore..... 4 | B. Weiland..... 195.2 | B. Weiland..... 63 |
| 1931 | MacFayden..... 17 | W. Moore..... *10 | Ja. Russell..... 232.0 | MacFayden..... 74 |
| 1930 | Gaston..... 20 | Gaston, MacFayden..... 2 | Gaston..... 273.0 | Gaston..... 99 |
| 1929 | Gaston..... 20 | Gaston..... 2 | Ruffing..... 244.1 | Ruffing..... 109 |
| 1928 | Ruffing..... *25 | E. Morris..... 5 | Ruffing..... 289.1 | Ruffing..... 118 |
| 1927 | Wiltse..... 13 | MacFayden, Ruffing..... 2 | Wiltse..... 219.0 | S. Harriss, Ruffing..... 77 |
| 1926 | Wiltse, Wingfield..... 9 | Wingfield..... 3 | Wiltse..... 196.1 | Wiltse..... 59 |
| 1925 | Ehmke..... *22 | Wingfield..... 2 | Ehmke..... 260.2 | Ehmke..... 95 |
| 1924 | Ehmke..... 26 | Quinn..... 7 | Ehmke..... *315.0 | Ehmke..... 119 |
| 1923 | Ehmke..... 28 | Quinn..... 7 | Ehmke..... 316.2 | Ehmke..... 121 |
| 1922 | Quinn..... 16 | Ferguson, A. Russell..... 2 | Quinn..... 256.0 | Ri. Collins..... 69 |
| 1921 | S. Jones..... 25 | A. Russell..... 3 | S. Jones..... 298.2 | S. Jones..... 98 |
| 1920 | S. Jones..... 21 | Pennock..... 2 | S. Jones..... 274.0 | Bush..... 88 |
| 1919 | S. Jones..... 21 | A. Russell..... 4 | S. Jones..... 245.0 | Pennock..... 70 |
| 1918 | Mays..... *30 | Bush..... 2 | Mays..... 293.1 | Bush..... 125 |
| 1917 | Ruth..... *35 | Ruth..... 2 | Ruth..... 326.1 | Leonard..... 144 |
| 1916 | Ruth..... 23 | Leonard..... 6 | Ruth..... 323.2 | Ruth..... 170 |
| 1915 | Foster..... 21 | Mays..... *7 | Foster..... 255.1 | Leonard..... 116 |
| 1914 | Foster, Leonard..... 17 | Leonard..... 3 | Ra. Collins..... 272.1 | Leonard..... 176 |
| 1913 | Ra. Collins..... 19 | Bedient..... 5 | Leonard..... 259.1 | Leonard..... 144 |
| 1912 | J. Wood..... *35 | Bedient, Hall..... 2 | J. Wood..... 344.0 | J. Wood..... 258 |
| 1911 | J. Wood..... 25 | Hall..... **4 | J. Wood..... 275.2 | J. Wood..... 231 |
| 1910 | Cicotte..... 20 | Hall..... 2 | Cicotte..... 250.0 | J. Wood..... 145 |
| 1909 | Arellanes..... 17 | Arellanes..... *8 | Arellanes..... 230.2 | J. Wood..... 88 |
| 1908 | C. Young..... 30 | 3 players..... 2 | C. Young..... 299.0 | C. Young..... 150 |
| 1907 | C. Young..... 33 | Pruiett..... 3 | C. Young..... 343.1 | C. Young..... 147 |
| 1906 | C. Young..... 28 | 3 players..... 2 | C. Young..... 287.2 | C. Young..... 140 |
| 1905 | C. Young..... 31 | Dinneen..... 1 | C. Young..... 320.2 | C. Young..... 210 |
| 1904 | C. Young..... 40 | C. Young..... 1 | C. Young..... 380.0 | C. Young..... 200 |
| 1903 | C. Young..... *34 | Dinneen, Young..... *2 | C. Young..... *341.2 | C. Young..... 176 |
| 1902 | C. Young..... *41 | Altrock..... 1 | C. Young..... *384.2 | C. Young..... 160 |
| 1901 | C. Young..... 38 | T. Lewis..... 1 | C. Young..... 371.1 | C. Young..... *158 |

* led AL ** tied for AL lead # saves first became an official statistic in 1969

No-Hitters/One-Hitters, Continued

No-Hitters Against Red Sox

| PITCHER | DATE | OPP. | IP | BB | K | SCORE | SOX W/L |
|-----------------|----------------|---------|------------|----|----|----------|----------------|
| C. Bosio | 4/22/1993 | at SEA | 9.0 | 2 | 4 | 0-7 | J. Hesketh |
| D. Righetti (L) | 7/4/1983 | at NYY | 9.0 | 4 | 9 | 0-4 | J. Tudor |
| T. Phoebus | 4/27/1968 | at BAL | 9.0 | 3 | 9 | 0-6 | G. Waslewski |
| D. Chance | 8/6/1967+ | at MIN | 5.0 (rain) | 0 | 4 | 0-2 | J. Lonborg |
| J. Bunning | 7/20/1958 (G1) | vs. DET | 9.0 | 2 | 12 | 0-3 | F. Sullivan |
| A. Reynolds | 9/28/1951 (G1) | at NYY | 9.0 | 4 | 9 | 0-8 | M. Parnell |
| B. Newsom* | 9/18/1934+ | at STL | 9.0 | 7 | 9 | 2-1 (10) | R. Walberg (W) |
| B. Burke (L) | 8/8/1931 | at WAS | 9.0 | 5 | 8 | 0-5 | W. Moore |
| T. Lyons | 8/21/1926 | vs. CWS | 9.0 | 1 | 2 | 0-6 | S. Harriss |
| W. Johnson | 7/1/1920 | vs. WAS | 9.0 | 0 | 10 | 0-1 | H. Harper |
| G. Mogridge (L) | 4/24/1917 | vs. NYY | 9.0 | 3 | 3 | 1-2 | D. Leonard |
| E. Walsh | 8/27/1911 | at CWS | 9.0 | 1 | 8 | 0-5 | R. Collins |
| D. Rhoads | 9/18/1908 | at CLE | 9.0 | 2 | 2 | 1-2 | F. Arellanes |

(L) left-hander * pitched 9 hitless innings, allowed hit in 10th. + not considered official no-hitter

NOTE: There has never been a perfect game thrown against the Red Sox.

One-Hitters by Red Sox Since 1950

| PITCHER | DATE | OPP. | HITTER | HIT | INN. | OUT | SCORE |
|---------------------------------------|----------------|-------------|--------------|-----|------|-----|-------|
| Fister | 8/22/2017 | at CLE | F. Lindor | HR | 1 | 0 | 9-1 |
| Lester (L) | 5/10/2013 | TOR | M. Izturis | 2B | 6 | 2 | 5-0 |
| Beckett | 6/15/2011 | at TB | R. Brignac | 1B | 3 | 2 | 3-0 |
| Lester (L), Delcarmen, Bard, Papelbon | 5/25/2010 | at TB | W. Aybar | 1B | 4 | 1 | 2-0 |
| Matsuzaka, Bard | 5/22/2010 | at PHI | J. Castro | 1B | 8 | 2 | 5-0 |
| Schilling | 6/7/2007 | at OAK | S. Stewart | 1B | 9 | 2 | 1-0 |
| Lester (L), Papelbon | 7/18/2006 | KC | M. Teahen | 1B | 2 | 1 | 1-0 |
| Wells (L), Timlin, Foulke | 6/14/2005 | CIN | R. Freel | 1B | 6 | 2 | 7-0 |
| H. Nomo | 5/25/2001 | TOR | S. Stewart | 2B | 4 | 0 | 4-0 |
| P. Martinez | 8/29/2000 | at TB | J. Flaherty | 1B | 9 | 0 | 8-0 |
| P. Martinez | 9/10/1999 | at NYY | C. Davis | HR | 2 | 2 | 3-1 |
| Sele, Gordon | 9/3/1997 | at MON | M. Lansing | HR | 3 | 2 | 0-1 |
| Darwin | 8/18/1993 | CWS | D. Pasqua | 3B | 8 | 1 | 5-0 |
| Viola (L) | 9/30/1992 | at TOR | D. White | 1B | 9 | 0 | 1-0 |
| Harris, Reardon | 6/7/1990 | NYY | J. Barfield | 1B | 5 | 2 | 3-0 |
| Clemens | 9/10/1988 | CLE | D. Clark | 1B | 8 | 1 | 6-0 |
| Nipper, Crawford | 7/11/1985 | at SEA | I. Calderon | 1B | 6 | 1 | 7-1 |
| Tudor (L) | 5/27/1983 | at TOR | D. Collins | 1B | 4 | 1 | 2-0 |
| Eckersley | 9/26/1980 | at TOR | J. Mayberry | HR | 5 | 0 | 3-1 |
| Renko, Campbell | 7/13/1979 | at OAK | R. Henderson | 1B | 9 | 1 | 2-0 |
| Wise | 6/29/1976 | BAL | P. Blair | 1B | 6 | 0 | 2-0 |
| Wise | 6/14/1976 | at MIN | J. Terrell | 1B | 3 | 1 | 5-0 |
| Moret (L) | 8/21/1974 | CWS | D. Allen | 1B | 7 | 1 | 4-0 |
| Pattin | 7/11/1972 | at OAK | R. Jackson | 1B | 9 | 1 | 4-0 |
| Siebert | 7/31/1970 | at CAL | J. Johnstone | 1B | 3 | 0 | 2-0 |
| Culp | 9/21/1968 | at NYY | R. White | 1B | 7 | 2 | 2-0 |
| Lonborg* | 10/5/1967 | STL (G2 WS) | J. Javier | 2B | 8 | 2 | 5-0 |
| Rohr (L) | 4/14/1967 | at NYY | E. Howard | 1B | 9 | 2 | 3-0 |
| Monbouquette | 9/6/1964 | at MIN | Z. Versalles | HR | 6 | 2 | 1-2 |
| Morehead | 5/12/1963 (G2) | WAS | C. Hinton | HR | 1 | 2 | 4-1 |
| Monbouquette | 5/7/1960 | DET | N. Chrisley | 2B | 1 | 1 | 5-0 |
| Susce | 7/20/1955 | at KCA | V. Power | 1B | 1 | 0 | 6-0 |
| Kemmerer | 7/18/1954 (G1) | BAL | S. Mele | 1B | 7 | 0 | 4-0 |
| McDermott (L), Kinder | 7/19/1953 (G1) | at CLE | A. Smith | 1B | 4 | 0 | 2-0 |
| McDermott (L) | 5/29/1952 | WAS | M. Hoderlein | 1B | 4 | 1 | 1-0 |

*Retired the 1st 19 Cardinals. (L) left-hander

Recent One-Hitters by Opponents

| PITCHER | DATE | OPP. | HITTER | HIT | INN. | OUT | SCORE |
|---|------------|---------------|--------------|-----|------|-----|-------|
| Smyly (L), Ramirez, Colome | 4/19/2016 | TB | Bradley Jr. | 1B | 3 | 0 | 0-0 |
| Odorizzi, Beliveau (L), Yates | 8/30/2014 | at TB | Middlebrooks | 1B | 4 | 0 | 0-3 |
| Shoemaker, Morin, Grilli | 8/21/2014 | LAA | Middlebrooks | 2B | 7 | 2 | 0-2 |
| Stroman, Redmond, Rasmussen (L) | 7/24/2014 | at TOR | Victorino | 1B | 7 | 0 | 0-7 |
| Sanchez, Alburquerque, Veras, Smyly (L), Benoit | 10/12/2013 | DET (G1 ALCS) | Nava | 1B | 9 | 1 | 0-1 |
| Tillman, Patton (L) | 9/28/2012 | at BAL | Podsednik | 1B | 1 | 0 | 1-9 |
| Nolasco | 6/18/2009 | FLA (6 inn.) | Youkilis | HR | 1 | 2 | 1-2 |

(L) left-hander

Notable Beginnings/Long Outings

Red Sox Who Pitched Shutouts in Their Major League Debut

| PITCHER | DATE | OPPONENT | SCORE | HITS |
|-----------------|----------------|----------|-------|------|
| Billy Rohr (L) | 4/14/1967 | at NYY | 3-0 | 1 |
| Dave Morehead | 4/13/1963 | at WAS | 3-0 | 5 |
| Dave Ferriss | 4/29/1945 (G1) | at PHA | 2-0 | 5 |
| George Hockette | (L) 9/17/1934 | at STL | 3-0 | 2 |
| Buck O'Brien | 9/9/1911 | at PHA | 2-0 | 6 |
| Larry Pape | 7/6/1909 (G2) | vs. WAS | 2-0 | 4 |
| Rube Kroh (L) | 9/30/1906 (G2) | at STL | 2-0 | 2 |

Red Sox Who Pitched Shutouts in Their First Major League Start

(Had Previously Pitched In Relief)

| PITCHER | DATE | OPPONENT | SCORE | HITS |
|---------------|----------------|----------|-------|------|
| Jim Wright | 5/6/1978 (G2) | vs. CWS | 3-0 | 7 |
| Russ Kemmerer | 7/18/1954 (G1) | vs. BAL | 4-0 | 1 |
| Ben Flowers | 8/5/1953 | vs. STL | 5-0 | 8 |

Red Sox Rookies with 10 or More Wins

| Rank/Player | W-L | Year | Rank/Player | W-L | Year | Rank/Player | W-L | Year |
|--------------------|-------|------|----------------------|-------|------|-----------------------|-------|------|
| 1. Ferriss..... | 21-10 | 1945 | F. Sullivan | 15-12 | 1954 | Stobbs (L) | 11-6 | 1949 |
| 2. Bedient..... | 20-9 | 1912 | Bagby Jr..... | 15-11 | 1938 | Cicotte..... | 11-12 | 1908 |
| B. O'Brien | 20-13 | 1912 | 12. Leonard (L)..... | 14-16 | 1913 | 21. E. Rodriguez..... | 10-6 | 2015 |
| 4. D. Newsome..... | 19-10 | 1941 | 13. Casale | 13-8 | 1959 | Paxton | 10-5 | 1977 |
| E. Morris..... | 19-15 | 1928 | N. Gibson | 13-9 | 1903 | Morehead..... | 10-13 | 1963 |
| 6. Ruth (L) | 18-8 | 1915 | 15. Nagy | 12-2 | 1969 | Brewer | 10-9 | 1954 |
| 7. Winter | 16-12 | 1901 | Wingfield..... | 12-19 | 1925 | Ostermueller (L)..... | 10-13 | 1934 |
| 8. Matsuzaka | 15-12 | 2007 | 17. Nipper | 11-6 | 1984 | Shore..... | 10-5 | 1914 |
| Schwall..... | 15-7 | 1961 | Curtis (L) | 11-8 | 1972 | (L) left-hander | | |

Extra-Inning Complete-Game Shutouts Since 1916

| PITCHER | DATE | OPPONENT | IP | SCORE |
|-------------------|----------------|----------|------|-----------|
| Bruce Hurst (L) | 8/7/1988 | at DET | 10.0 | 3-0 |
| Mike Torrez | 7/18/1980 | vs. MIN | 10.0 | 1-0 |
| Bob Stanley | 6/11/1979 | at KC | 10.0 | 4-0 |
| Bill Monbouquette | 4/11/1962 | vs. CLE | 12.0 | 4-0 |
| Willard Nixon | 8/7/1956 | vs. NYY | 11.0 | 1-0 |
| Denny Galehouse | 8/17/1947 | at NYY | 11.0 | 3-0 |
| Joe Dobson | 9/24/1943 | vs. CLE | 10.0 | 1-0 |
| Lloyd Brown (L) | 7/12/1933 | vs. DET | 11.0 | 1-0 |
| Ed Durham | 9/12/1931 | vs. DET | 13.0 | 1-0 |
| Milt Gaston | 9/8/1929 (G2) | vs. STL | 10.0 | 0-0 (tie) |
| Bullet Joe Bush | 7/22/1918 (G1) | vs. DET | 10.0 | 1-0 |
| Bullet Joe Bush | 7/9/1918 | vs. CLE | 12.0 | 1-0 |
| Sad Sam Jones | 7/8/1918 (G1) | vs. CLE | 10.0 | 1-0 |
| Sad Sam Jones | 6/6/1918 | at CLE | 10.0 | 1-0 |
| Dutch Leonard (L) | 9/30/1916 | vs. NYY | 10.0 | 1-0 |
| Babe Ruth (L) | 8/15/1916 | vs. WSH | 13.0 | 1-0 |

(L) left-hander

Pitching
Records

Double-Digit Wins

10 or More Home Wins in a Season

| Rank/Player | W-L | Year | Rank/Player | W-L | Year | Rank/Player | W-L | Year |
|----------------|-------|------|------------------|-------|------|-----------------|-------|------|
| 1. C. Young | *19-5 | 1901 | Clemens | 11-2 | 1990 | Beckett | 10-1 | 2009 |
| 2. J. Wood | 18-2 | 1912 | Clemens | 11-6 | 1987 | Wakefield | 10-4 | 2007 |
| 3. C. Young | *17-6 | 1902 | Clemens | 11-3 | 1986 | Wakefield | 10-4 | 2005 |
| 4. Parnell (L) | 16-3 | 1949 | Boyd | 11-8 | 1985 | P. Martinez | 10-2 | 2002 |
| 5. Kinder | 15-1 | 1949 | Torrez | 11-6 | 1979 | Pattin | 10-6 | 1973 |
| W. Ferrell | 15-8 | 1935 | Eckersley | 11-1 | 1978 | Pattin | 10-4 | 1972 |
| Mays | 15-5 | 1918 | Tiant | 11-6 | 1976 | Siebert | 10-5 | 1972 |
| 8. C. Young | *14-4 | 1903 | Tiant | 11-6 | 1975 | Tiant | 10-1 | 1972 |
| 9. Porcello | 13-1 | 2016 | Tiant | 11-7 | 1973 | Siebert | 10-3 | 1971 |
| P. Martinez | 13-2 | 1999 | Culp | 11-6 | 1970 | Schwall | 10-2 | 1961 |
| Hurst (L) | 13-2 | 1988 | Casale | 11-3 | 1959 | Brewer | 10-6 | 1958 |
| B. Stanley | 13-2 | 1978 | Brewer | 11-5 | 1956 | Delock | 10-1 | 1958 |
| Tiant | 13-5 | 1974 | Dobson | 11-5 | 1947 | F. Sullivan | 10-2 | 1958 |
| Monbouquette | 13-5 | 1963 | Dobson | 11-1 | 1946 | F. Sullivan | 10-5 | 1955 |
| Ferriss | 13-0 | 1946 | Ferriss | 11-6 | 1945 | Parnell (L) | 10-3 | 1953 |
| Hughson | 13-0 | 1944 | Hughson | 11-3 | 1942 | Parnell (L) | 10-4 | 1951 |
| Newsome | 13-5 | 1941 | Grove (L) | 11-4 | 1935 | Dobson | 10-5 | 1949 |
| W. Ferrell | 13-4 | 1936 | Ehmke | 11-8 | 1924 | Kramer | 10-1 | 1948 |
| Ruth (L) | 13-5 | 1916 | Ehmke | 11-8 | 1923 | M. Harris (L) | 10-4 | 1946 |
| C. Young | *13-7 | 1904 | Pennock (L) | 11-4 | 1919 | Grove (L) | 10-4 | 1936 |
| Dinneen | *13-9 | 1902 | Bush | 11-6 | 1918 | Mays | 10-6 | 1917 |
| 22. Schilling | 12-1 | 2004 | Ruth (L) | 11-7 | 1917 | Shore | 10-4 | 1916 |
| Hurst (L) | 12-4 | 1987 | Leonard (L) | 11-4 | 1916 | Foster | 10-4 | 1915 |
| Eckersley | 12-5 | 1979 | Bedient | 11-6 | 1912 | Ruth (L) | 10-2 | 1915 |
| Pennock (L) | 12-4 | 1920 | Cicotte | *11-5 | 1910 | Shore | 10-6 | 1915 |
| J. Wood | 12-1 | 1915 | C. Young | *11-7 | 1907 | Ra. Collins (L) | 10-4 | 1913 |
| Winter | *12-5 | 1905 | Tannehill (L) | *11-3 | 1905 | J. Wood | *10-6 | 1911 |
| 28. Lackey | 11-5 | 2010 | Tannehill (L) | *11-9 | 1904 | Dinneen | *10-8 | 1904 |
| Lester (L) | 11-1 | 2008 | Dinneen | *11-5 | 1903 | N. Gibson | *10-5 | 1904 |
| Lowe | 11-2 | 2003 | Winter | *11-4 | 1901 | T. Lewis | *10-7 | 1901 |
| Boddicker | 11-5 | 1990 | 62. Pomeranz (L) | 10-3 | 2017 | | | |

(L) left-hander * Huntington Avenue Grounds

10 or More Road Wins in a Season

| Rank/Player | W-L | Year | Rank/Player | W-L | Year | Rank/Player | W-L | Year |
|--------------------|-------|------|----------------|-------|------|---------------|------|------|
| 1. J. Wood | 16-3 | 1912 | Mays | 12-3 | 1917 | Hanson | 10-2 | 1995 |
| 2. S. Jones | 15-3 | 1921 | 20. Lester (L) | 11-4 | 2010 | Clemens | 10-5 | 1992 |
| C. Young | 15-5 | 1902 | Beckett | 11-2 | 2007 | Clemens | 10-5 | 1991 |
| 4. Ra. Collins (L) | 14-5 | 1914 | McDermott (L) | 11-3 | 1953 | Clemens | 10-4 | 1990 |
| C. Young | 14-5 | 1903 | Parnell (L) | 11-5 | 1953 | B. Stanley | 10-6 | 1979 |
| C. Young | 14-5 | 1901 | Hughson | 11-7 | 1946 | Tiant | 10-6 | 1976 |
| 7. Clemens | 13-1 | 1986 | Hughson | 11-3 | 1942 | B. Lee (L) | 10-5 | 1975 |
| Lonborg | 13-4 | 1967 | Mays | 11-6 | 1916 | Peters (L) | 10-7 | 1970 |
| Ruth (L) | 13-6 | 1917 | B. O'Brien | 11-6 | 1912 | Radatz | 10-5 | 1963 |
| J. Wood | 13-11 | 1911 | C. Young | 11-11 | 1905 | Delock | 10-4 | 1956 |
| C. Young | 13-4 | 1908 | T. Hughes | 11-4 | 1903 | Ferriss | 10-4 | 1945 |
| Dinneen | 13-6 | 1904 | Tannehill (L) | 11-6 | 1905 | W. Ferrell | 10-6 | 1935 |
| C. Young | 13-9 | 1904 | 31. Sale (L) | 10-5 | 2017 | E. Morris | 10-8 | 1928 |
| 14. Lowe | 12-4 | 2002 | Lester (L) | 10-4 | 2011 | Ruth (L) | 10-7 | 1916 |
| P. Martinez | 12-1 | 2000 | Buchholz | 10-3 | 2010 | Leonard (L) | 10-1 | 1914 |
| Clemens | 12-4 | 1988 | P. Martinez | 10-2 | 2002 | C. Young | 10-8 | 1907 |
| Wise | 12-5 | 1975 | P. Martinez | 10-2 | 1999 | Tannehill (L) | 10-2 | 1904 |
| Ferriss | 12-6 | 1946 | P. Martinez | 10-4 | 1998 | Dinneen | 10-8 | 1903 |

(L) left-hander

10 or More Wins Both at Home and on Road in a Season

| Pitcher | H | R | Year | Pitcher | H | R | Year | Pitcher | H | R | Year |
|-------------|------|------|------|------------|------|-------|------|---------------|------|------|------|
| P. Martinez | 10-2 | 10-2 | 2002 | Hughson | 11-3 | 11-3 | 1942 | Tannehill (L) | 11-3 | 11-6 | 1905 |
| P. Martinez | 13-2 | 10-2 | 1999 | W. Ferrell | 15-8 | 10-6 | 1935 | Dinneen | 10-8 | 13-6 | 1904 |
| Clemens | 11-2 | 10-4 | 1990 | Mays | 10-6 | 12-3 | 1917 | Tannehill (L) | 11-9 | 10-2 | 1904 |
| Clemens | 11-3 | 13-1 | 1986 | Ruth (L) | 11-7 | 13-6 | 1917 | C. Young | 13-7 | 13-9 | 1904 |
| Tiant | 11-6 | 10-6 | 1976 | Ruth (L) | 13-5 | 10-7 | 1916 | Dinneen | 11-5 | 10-8 | 1903 |
| Parnell (L) | 10-3 | 11-5 | 1953 | J. Wood | 18-2 | 16-3 | 1912 | C. Young | 14-4 | 14-5 | 1903 |
| Ferriss | 13-0 | 12-6 | 1946 | J. Wood | 10-6 | 13-11 | 1911 | C. Young | 17-6 | 15-5 | 1902 |
| Ferriss | 11-6 | 10-4 | 1945 | C. Young | 11-7 | 10-8 | 1907 | C. Young | 19-5 | 14-5 | 1901 |

Club Fielding Records

Team Fielding, Season

| | |
|--|---|
| MOST PUTOUTS | 4,447 in 2017 (162 games) |
| FEWEST PUTOUTS (min. 150 games) | 3,952 in 1938 (150 games) |
| MOST ASSISTS..... | 2,174 in 1907 (155 games) |
| FEWEST ASSISTS (min. 150 games) | 1,309 in 2017 (162 games) |
| MOST CHANCES ACCEPTED..... | 6,671 in 1910 (158 games) |
| FEWEST CHANCES ACCEPTED (min. 150 games) | 5,821 in 2016 (162 games) |
| MOST ERRORS | 337 in 1901 (138 games) |
| FEWEST ERRORS | 66 in 2006 (162 games) |
| MOST ERRORLESS GAMES..... | 108 in 2006 (162 games) |
| MOST CONSECUTIVE GAMES, without an error..... | 18 in 2016 (9/13-10/1) |
| MOST DOUBLE PLAYS | 204 in 1980 (160 games) |
| FEWEST DOUBLE PLAYS | 71 in 1908 (155 games) |
| MOST CONSECUTIVE GAMES, one or more double plays | 25++ (38 double plays), 1951 |
| MOST TRIPLE PLAYS | 3++ in 1979 (160 games) and in 1924 (156 games) |
| MOST PASSED BALLS | 37 in 2016 (162 games) |
| FEWEST PASSED BALLS..... | 3 in 1975 (160 G); 1933 (149 G) |
| HIGHEST FIELDING PERCENTAGE | .98910 in 2006 (162 games) |
| LOWEST FIELDING PERCENTAGE | .943 in 1901 (138 games) |

+ML record (since 1900) ++tied for ML record *AL record **tied for AL record

Single-Season Fielding Leaders

Fielding Percentage

FIRST BASE

1. Youkilis..... *1.000, 2007
2. McInnis..... * .999, 1921
3. Ad. González..... .998, 2012
4. Ad. González..... .997, 2011
5. Todt..... * .997, 1928
6. Ramírez..... .996, 2016
7. Yastrzemski..... .996, 1975
8. Youkilis..... .996, 2008
9. McInnis..... * .996, 1920
10. Esasky..... .996, 1989

SECOND BASE

1. Pedroia..... * .997, 2014
2. Loretta..... .994, 2006
3. Pedroia..... .993, 2013
4. Doerr..... .993, 1948
5. Pedroia..... * .992, 2012
6. Pedroia..... .992, 2008
7. Pedroia..... .991, 2009
8. Ch. Schilling..... * .991, 1961
9. Pedroia..... .990, 2007
10. Pedroia..... .990, 2011

THIRD BASE

1. Lowell..... .987, 2006
2. Petrocelli..... * .976, 1971
3. Hatton..... .976, 1955
4. Pesky..... .974, 1950
5. Mueller..... .972, 2005
6. Kell..... .972, 1953
7. Bogs..... .971, 1988
8. Petrocelli..... .970, 1972
9. Pesky..... .970, 1949
10. Myer..... .969, 1928

SHORTSTOP

1. Al. Gonzalez..... * .985, 2006
2. S. Drew..... .984, 2013
3. Bogaerts..... .984, 2015
4. V. Stephens..... .981, 1950
5. Petrocelli..... * .981, 1969
6. Burleson..... .981, 1978
7. Burleson..... .980, 1979
8. Valentin..... .979, 1994
9. Bogaerts..... .979, 2016
10. Petrocelli..... .978, 1968

CATCHER

1. Cerone..... *1.000, 1988
- Daley..... *1.000, 1957
3. Varitek..... .998, 2004
4. Varitek..... .997, 2009
5. Varitek..... .996, 2002
6. Varitek..... .996, 2008
7. Berryhill..... .995, 1994
8. Swihart..... .995, 2015
9. T. Pena..... .995, 1993
10. T. Pena..... .995, 1990

OUTFIELD

1. Ellsbury..... *1.000, 2011
- Bay..... *1.000, 2009
- Ellsbury..... *1.000, 2008
- Yastrzemski..... *1.000, 1977
- Harrelson..... *1.000, 1968
6. Crisp..... * .998, 2007
7. Damon..... * .997, 2003
8. Betts..... * .997, 2016
9. Damon..... .997, 2002
10. Bradley Jr..... .997, 2014

PITCHER

1. Lowe..... *1.000, 2003
- Monbouquette... *1.000, 1963
- Parnell..... *1.000, 1949
- Ja. Russell..... *1.000, 1929
5. Mays..... .993, 1917
6. Tannehill..... .991, 1904
7. Quinn..... .990, 1922
8. Boyd..... .988, 1985
9. Brewer..... * .988, 1956
10. Bush..... .987, 1921

NOTE: Min. 60 total chances for pitchers; min. 0.5 G/Team G for catchers; min. 0.67 G/Team G for all other positions.

* led AL

Single-Season Fielding Leaders, Continued

Putouts

FIRST BASE

| | |
|------------------|--------------|
| 1. Todt..... | *1,755, 1926 |
| 2. LaChance..... | *1,691, 1904 |
| 3. McInnis..... | 1,586, 1920 |
| 4. McInnis..... | 1,549, 1921 |
| 5. LaChance..... | *1,544, 1902 |
| 6. Unglaub..... | 1,504, 1907 |
| 7. J. Stahl..... | *1,488, 1910 |
| 8. Lupien..... | *1,487, 1943 |
| 9. Todt..... | 1,486, 1928 |
| 10. Burns..... | 1,485, 1923 |

SECOND BASE

| | |
|-----------------------|------------|
| 1. Wambsganss..... | *463, 1924 |
| 2. Doerr..... | *443, 1950 |
| 3. H. Ferris..... | *424, 1907 |
| 4. Doerr..... | *420, 1946 |
| 5. Doerr..... | *415, 1943 |
| 6. Doerr..... | *401, 1940 |
| 7. Ch. Schilling..... | 397, 1961 |
| 8. Doerr..... | 395, 1949 |
| 9. Doerr..... | 376, 1947 |
| Doerr..... | 376, 1942 |

THIRD BASE

| | |
|--------------------|------------|
| 1. J. Collins..... | 203, 1901 |
| 2. J. Collins..... | *191, 1904 |
| 3. Gardner..... | 187, 1914 |
| 4. Pesky..... | *184, 1949 |
| 5. Lord..... | 181, 1908 |
| 6. Lord..... | 180, 1909 |
| 7. J. Collins..... | *178, 1903 |
| 8. Werber..... | *174, 1935 |
| 9. Tabor..... | *168, 1942 |
| 10. Gardner..... | 167, 1912 |

Assists

FIRST BASE

| | |
|----------------------|------------|
| 1. Buckner..... | *184, 1985 |
| 2. Buckner..... | *157, 1986 |
| 3. Quintana..... | *137, 1990 |
| 4. Stuart..... | *134, 1963 |
| 5. Todt..... | *126, 1926 |
| 6. Ad. González..... | *125, 2011 |
| 7. Lupien..... | 118, 1943 |
| 8. York..... | *116, 1946 |
| 9. Foss..... | 116, 1938 |
| 10. G. Scott..... | 115, 1977 |

SECOND BASE

| | |
|--------------------|------------|
| 1. Wambsganss..... | 494, 1924 |
| 2. Doerr..... | *490, 1943 |
| 3. Pratt..... | 484, 1922 |
| 4. Doerr..... | *483, 1946 |
| 5. Doerr..... | 480, 1940 |
| 6. Barrett..... | 479, 1985 |
| 7. Reed..... | 472, 1992 |
| 8. Regan..... | 467, 1928 |
| 9. Doerr..... | *466, 1947 |
| 10. H. Ferris..... | 461, 1902 |

THIRD BASE

| | |
|---------------------|------------|
| 1. Malzone..... | 378, 1958 |
| 2. Malzone..... | 370, 1957 |
| 3. Boggs..... | 368, 1983 |
| 4. Malzone..... | 357, 1959 |
| 5. Tabor..... | 338, 1939 |
| 6. Boggs..... | 335, 1985 |
| 7. Petrocelli..... | 334, 1971 |
| 8. Pesky..... | *333, 1949 |
| 9. Boggs..... | 330, 1984 |
| 10. J. Collins..... | 328, 1901 |

SHORTSTOP

| | |
|--------------------|------------|
| 1. E. Scott..... | *380, 1921 |
| 2. He. Wagner..... | *373, 1908 |
| 3. He. Wagner..... | 332, 1912 |
| 4. E. Scott..... | *330, 1920 |
| 5. Parent..... | 327, 1904 |
| 6. E. Scott..... | 324, 1914 |
| 7. Pesky..... | 320, 1942 |
| 8. E. Scott..... | 315, 1917 |
| 9. Parent..... | 312, 1906 |
| 10. Cronin..... | 306, 1939 |

CATCHER

| | |
|------------------------|------------|
| 1. Varitek..... | *972, 1999 |
| 2. Varitek..... | *937, 2007 |
| 3. Varitek..... | 912, 2002 |
| 4. Saltalamacchia..... | 908, 2013 |
| 5. Varitek..... | 903, 2008 |
| 6. Tillman..... | 897, 1964 |
| 7. Varitek..... | *880, 2004 |
| 8. Varitek..... | 867, 2000 |
| 9. Gedman..... | *866, 1986 |
| 10. 2 players..... | 864, 1901 |

OUTFIELD

| | |
|-------------------|------------|
| 1. DiMaggio..... | *503, 1948 |
| 2. T. Oliver..... | *477, 1930 |
| 3. Piersall..... | *455, 1956 |
| 4. Cramer..... | *443, 1936 |
| 5. DiMaggio..... | *439, 1942 |
| 6. T. Oliver..... | *433, 1931 |
| 7. Flagstead..... | 429, 1925 |
| 8. Piersall..... | 425, 1955 |
| 9. Speaker..... | *423, 1914 |
| 10. DiMaggio..... | 420, 1949 |

PITCHER

| | |
|-------------------|-----------|
| 1. Boyd..... | *42, 1985 |
| 2. J. Wood..... | *41, 1912 |
| 3. Clemens..... | *31, 1991 |
| Monbouquette..... | *31, 1963 |
| 5. Wakefield..... | 30, 2005 |
| 6. Buchholz..... | *29, 2012 |
| 7. Boddicker..... | 29, 1990 |
| 8. Nipper..... | 28, 1986 |
| Nipper..... | 28, 1984 |
| Brewer..... | *28, 1956 |

* led AL

PITCHER

| | |
|-------------------|------------|
| 1. Mays..... | *122, 1918 |
| 2. Mays..... | *118, 1917 |
| 3. Mays..... | 117, 1916 |
| 4. J. Wood..... | 110, 1912 |
| 5. Tannehill..... | 107, 1904 |
| 6. C. Young..... | 105, 1901 |
| 7. J. Harris..... | 103, 1906 |
| C. Young..... | 103, 1904 |
| 9. Ehmke..... | 101, 1923 |
| Ruth..... | 101, 1917 |

* led AL

Single-Season Fielding Leaders, Continued

Double Plays

FIRST BASE

| | |
|-------------------|------------|
| 1. York..... | *154, 1946 |
| 2. Foxx..... | 153, 1938 |
| 3. T. Perez..... | 150, 1980 |
| G. Scott..... | 150, 1977 |
| 5. Lupien..... | *149, 1943 |
| 6. Goodman..... | 148, 1949 |
| 7. Dropo..... | 147, 1950 |
| 8. Buckner..... | 140, 1985 |
| 9. Gernert..... | 139, 1953 |
| 10. G. Scott..... | *130, 1966 |

SECOND BASE

| | |
|-----------------------|------------|
| 1. Doerr..... | 134, 1949 |
| 2. Doerr..... | *132, 1943 |
| 3. Doerr..... | 130, 1950 |
| 4. Doerr..... | *129, 1946 |
| 5. Ch. Schilling..... | 121, 1961 |
| 6. Doerr..... | 119, 1948 |
| 7. Doerr..... | *118, 1947 |
| Doerr..... | *118, 1940 |
| Doerr..... | *118, 1938 |
| 10. Remy..... | *114, 1978 |

THIRD BASE

| | |
|--------------------|-----------|
| 1. Pesky..... | *48, 1949 |
| 2. Malzone..... | *45, 1961 |
| 3. Boggs..... | 40, 1983 |
| Malzone..... | *40, 1959 |
| 5. Lowell..... | 39, 2006 |
| 6. Petrocelli..... | *38, 1972 |
| 7. Boggs..... | *37, 1987 |
| Petrocelli..... | 37, 1971 |
| 9. Foy..... | *36, 1968 |
| Malzone..... | *36, 1960 |
| Malzone..... | 36, 1958 |

SHORTSTOP

| | |
|---------------------|------------|
| 1. Burleson..... | *147, 1980 |
| 2. V. Stephens..... | *128, 1949 |
| 3. V. Stephens..... | 115, 1950 |
| 4. Garciaparra..... | *113, 1997 |
| V. Stephens..... | 113, 1948 |
| 6. Lake..... | *112, 1945 |
| 7. Burleson..... | 111, 1977 |
| 8. Cronin..... | 110, 1938 |
| 9. Burleson..... | 109, 1979 |
| 10. Bressoud..... | 107, 1962 |

CATCHER

| | |
|-------------------|-----------|
| 1. Ruel..... | *17, 1922 |
| 2. Pena..... | *15, 1991 |
| Walters..... | 15, 1920 |
| Schang..... | *15, 1919 |
| 5. Hatteberg..... | *13, 1997 |
| Pena..... | 13, 1990 |
| Gedman..... | 13, 1985 |
| Fisk..... | 13, 1978 |
| S. White..... | *13, 1957 |
| S. White..... | 13, 1956 |
| Tebbetts..... | 13, 1949 |

OUTFIELD

| | |
|--------------------|-----------|
| 1. Speaker..... | *12, 1914 |
| Speaker..... | *12, 1909 |
| 3. Leibold..... | *9, 1921 |
| Speaker..... | *9, 1912 |
| Du. Lewis..... | 9, 1910 |
| C. Stahl..... | *9, 1906 |
| 7. Bradley Jr..... | *8, 2014 |
| Evans..... | *8, 1978 |
| Taitt..... | *8, 1925 |
| Flagstead..... | *8, 1923 |
| S. Collins..... | 8, 1921 |
| Hooper..... | *8, 1918 |
| Speaker..... | *8, 1915 |

PITCHER

| | |
|--------------------|-----------|
| 1. Ferriss..... | *10, 1945 |
| 2. B. Stanley..... | *8, 1980 |
| Ehmke..... | 8, 1923 |
| 4. Brewer..... | 7, 1958 |
| Hughson..... | 7, 1942 |
| B. Weiland..... | 7, 1932 |
| Bush..... | *7, 1920 |
| 8. 18 players..... | 6 |

* led AL



Dom DiMaggio's 503 putouts in 1948 set a single-season club mark for an outfielder.

Career Fielding Leaders

Games Played

FIRST BASE

| | | |
|-----|------------------|-----|
| 1. | G. Scott..... | 988 |
| 2. | Vaughn..... | 928 |
| 3. | Todt..... | 852 |
| 4. | Foxx..... | 807 |
| 5. | Yastrzemski..... | 765 |
| 6. | Youkilis..... | 594 |
| 7. | Gernert..... | 543 |
| 8. | McInnis..... | 512 |
| 9. | Buckner..... | 502 |
| 10. | 2 players..... | 448 |

SECOND BASE

| | | |
|-----|--------------------|-------|
| 1. | Doerr..... | 1,852 |
| 2. | Pedroia..... | 1,485 |
| 3. | H. Ferris..... | 983 |
| 4. | Barrett..... | 906 |
| 5. | Remy..... | 685 |
| 6. | Griffin..... | 603 |
| 7. | Regan..... | 582 |
| 8. | Goodman..... | 576 |
| 9. | Andrews..... | 551 |
| 10. | Ch. Schilling..... | 502 |

THIRD BASE

| | | |
|-----|-----------------|-------|
| 1. | Boggs..... | 1,520 |
| 2. | Malzone..... | 1,335 |
| 3. | Gardner..... | 929 |
| 4. | Tabor..... | 789 |
| 5. | J. Collins..... | 735 |
| 6. | Petrocelli..... | 727 |
| 7. | Hobson..... | 568 |
| 8. | Lowell..... | 528 |
| 9. | Pesky..... | 457 |
| 10. | Foy..... | 404 |

SHORTSTOP

| | | |
|-----|------------------|-------|
| 1. | E. Scott..... | 1,093 |
| 2. | Burleson..... | 1,004 |
| 3. | GarciaParra..... | 956 |
| 4. | Parent..... | 909 |
| 5. | Cronin..... | 897 |
| 6. | He. Wagner..... | 807 |
| 7. | Petrocelli..... | 774 |
| 8. | Buddin..... | 632 |
| 9. | Bogaerts..... | 566 |
| 10. | Valentin..... | 556 |

CATCHER


| | | |
|-----|-----------------|-------|
| 1. | Varitek..... | 1,488 |
| 2. | Fisk..... | 990 |
| 3. | S. White..... | 967 |
| 4. | Gedman..... | 858 |
| 5. | Carrigan..... | 649 |
| 6. | Criger..... | 613 |
| 7. | Pena..... | 539 |
| 8. | R. Ferrell..... | 514 |
| 9. | Tillman..... | 496 |
| 10. | Tebbetts..... | 407 |

OUTFIELD

| | | |
|-----|------------------|-------|
| 1. | T. Williams..... | 2,151 |
| 2. | Evans..... | 2,079 |
| 3. | Yastrzemski..... | 2,076 |
| 4. | Hooper..... | 1,637 |
| 5. | Rice..... | 1,543 |
| 6. | DiMaggio..... | 1,373 |
| 7. | Du. Lewis..... | 1,165 |
| 8. | Greenwell..... | 1,164 |
| 9. | Speaker..... | 1,053 |
| 10. | Jensen..... | 1,026 |

PITCHER

| | | |
|-----|-----------------|-----|
| 1. | B. Stanley..... | 637 |
| 2. | Wakefield..... | 590 |
| 3. | Papelbon..... | 396 |
| 4. | Timlin..... | 394 |
| 5. | Lowe..... | 384 |
| 6. | Clemens..... | 383 |
| 7. | Kinder..... | 365 |
| 8. | C. Young..... | 327 |
| 9. | Delock..... | 322 |
| 10. | B. Lee..... | 321 |



Bobby Doerr is the Red Sox' all-time leader in games played, putouts, assists, and double plays at 2nd base.

Career Fielding Leaders, Continued

Fielding Percentage

FIRST BASE

| | |
|---------------------|-----|
| 1. Youkilis..... | 997 |
| 2. McInnis..... | 996 |
| 3. Runnels..... | 995 |
| 4. Yastrzemski..... | 994 |
| 5. Todt..... | 992 |
| 6. J. Fox..... | 991 |
| 7. Buckner..... | 990 |
| 8. Gernert..... | 989 |
| 9. G. Scott..... | 989 |
| 10. Vaughn..... | 988 |

SECOND BASE

| | |
|-----------------------|-----|
| 1. Pedroia..... | 991 |
| 2. M. Barrett..... | 986 |
| 3. Ch. Schilling..... | 985 |
| 4. Jo. Reed..... | 984 |
| 5. Remy..... | 982 |
| 6. Griffin..... | 981 |
| 7. Doerr..... | 980 |
| 8. M. Andrews..... | 975 |
| 9. Goodman..... | 972 |
| 10. Regan..... | 962 |

THIRD BASE

| | |
|--------------------|-----|
| 1. Lowell..... | 972 |
| 2. Petrocelli..... | 970 |
| 3. Pesky..... | 963 |
| 4. Boggs..... | 959 |
| 5. Malzone..... | 956 |
| 6. L. Gardner..... | 940 |
| 7. Foy..... | 938 |
| 8. J. Collins..... | 932 |
| 9. Tabor..... | 931 |
| 10. Hobson..... | 926 |

SHORTSTOP

| | |
|---------------------|-----|
| 1. Bogaerts..... | 977 |
| 2. Valentin..... | 972 |
| 3. V. Stephens..... | 971 |
| 4. Burleson..... | 970 |
| 5. Petrocelli..... | 970 |
| 6. Garciparra..... | 969 |
| 7. E. Scott..... | 966 |
| 8. Hoffman..... | 966 |
| 9. Bressoud..... | 966 |
| 10. Pesky..... | 965 |

CATCHER

| | |
|--------------------|-----|
| 1. T. Pena..... | 994 |
| 2. Varitek..... | 994 |
| 3. Tillman..... | 988 |
| 4. R. Ferrell..... | 987 |
| 5. S. White..... | 985 |
| 6. Gedman..... | 984 |
| 7. Fisk..... | 983 |
| 8. Tebbetts..... | 981 |
| 9. Criger..... | 975 |
| 10. Carrigan..... | 971 |

OUTFIELD

| | |
|--------------------|-----|
| 1. Ellsbury..... | 995 |
| 2. Bradley Jr..... | 992 |
| 3. Da. Lewis..... | 992 |
| 4. Damon..... | 991 |
| 5. Betts..... | 990 |
| 6. Piersall..... | 989 |
| 7. Geiger..... | 988 |
| 8. J.D. Drew..... | 988 |
| 9. Lynn..... | 987 |
| 10. D. Evans..... | 987 |

PITCHER

| | |
|-------------------------|-----|
| 1. Monbouquette..... | 985 |
| 2. Dobson..... | 980 |
| 3. F. Sullivan..... | 979 |
| 4. D. Ferris..... | 979 |
| 5. W. Nixon..... | 977 |
| 6. Bush..... | 974 |
| 7. Hughson..... | 974 |
| 8. Lowe..... | 972 |
| 9. Penneck..... | 971 |
| 10. 2 players tied..... | 971 |

NOTE: Min. 200 total chances for pitchers; min. 400 games for all other positions.

Putouts

FIRST BASE

| | |
|---------------------|-------|
| 1. Todt..... | 8,676 |
| 2. G. Scott..... | 8,560 |
| 3. Vaughn..... | 7,842 |
| 4. J. Fox..... | 7,126 |
| 5. Yastrzemski..... | 6,459 |
| 6. McInnis..... | 5,437 |
| 7. LaChance..... | 4,860 |
| 8. Gernert..... | 4,823 |
| 9. J. Stahl..... | 4,524 |
| 10. Youkilis..... | 4,488 |

SECOND BASE

| | |
|------------------------|-------|
| 1. Doerr..... | 4,928 |
| 2. Pedroia..... | 2,558 |
| 3. H. Ferris..... | 2,410 |
| 4. M. Barrett..... | 1,820 |
| 5. Goodman..... | 1,420 |
| 6. Griffin..... | 1,378 |
| 7. Remy..... | 1,370 |
| 8. Regan..... | 1,344 |
| 9. M. Andrews..... | 1,283 |
| 10. Ch. Schilling..... | 1,119 |

THIRD BASE

| | |
|--------------------|-------|
| 1. Malzone..... | 1,270 |
| 2. Boggs..... | 1,165 |
| 3. L. Gardner..... | 1,008 |
| 4. J. Collins..... | 968 |
| 5. Tabor..... | 853 |
| 6. Petrocelli..... | 581 |
| 7. Pesky..... | 520 |
| 8. Hobson..... | 473 |
| 9. Lord..... | 463 |
| 10. Werber..... | 461 |

SHORTSTOP

| | |
|--------------------|-------|
| 1. E. Scott..... | 2,310 |
| 2. He. Wagner..... | 1,923 |
| 3. Parent..... | 1,856 |
| 4. Burleson..... | 1,826 |
| 5. Cronin..... | 1,767 |
| 6. Garciparra..... | 1,467 |
| 7. Petrocelli..... | 1,283 |
| 8. Buddin..... | 1,151 |
| 9. Pesky..... | 1,097 |
| 10. Bressoud..... | 946 |

CATCHER

| | |
|------------------------|--------|
| 1. Varitek..... | 10,166 |
| 2. Fisk..... | 5,111 |
| 3. Gedman..... | 4,675 |
| 4. S. White..... | 4,458 |
| 5. Pena..... | 3,212 |
| 6. Tillman..... | 3,075 |
| 7. Carrigan..... | 2,961 |
| 8. Criger..... | 2,876 |
| 9. Saltalamacchia..... | 2,339 |
| 10. R. Ferrell..... | 2,200 |

OUTFIELD

| | |
|---------------------|-------|
| 1. D. Evans..... | 4,255 |
| 2. T. Williams..... | 4,159 |
| 3. Yastrzemski..... | 3,941 |
| 4. DiMaggio..... | 3,859 |
| 5. Rice..... | 3,103 |
| 6. Hooper..... | 2,757 |
| 7. Speaker..... | 2,562 |
| 8. R. Smith..... | 2,332 |
| 9. Piersall..... | 2,239 |
| 10. Lynn..... | 2,213 |

PITCHER

| | |
|----------------------|-----|
| 1. Clemens..... | 214 |
| 2. Wakefield..... | 213 |
| 3. Buchholz..... | 132 |
| 4. Brewer..... | 125 |
| 5. B. Stanley..... | 122 |
| 6. J. Wood..... | 121 |
| 7. Monbouquette..... | 120 |
| 8. Boyd..... | 110 |
| 9. Tiant..... | 109 |
| 10. Eckersley..... | 106 |

Career Fielding Leaders, Continued

Assists

FIRST BASE

| | |
|---------------------|-----|
| 1. J. Foxx..... | 614 |
| 2. Todd..... | 610 |
| 3. G. Scott..... | 590 |
| 4. Vaughn..... | 544 |
| 5. Yastrzemski..... | 512 |
| 6. Buckner..... | 501 |
| 7. Youkilis..... | 385 |
| 8. Gernert..... | 384 |
| 9. McInnis..... | 346 |
| 10. Quintana..... | 259 |

SECOND BASE

| | |
|-------------------------|-------|
| 1. Doerr..... | 5,710 |
| 2. Pedroia | 3,990 |
| 3. H. Ferris..... | 3,063 |
| 4. M. Barrett..... | 2,627 |
| 5. Remy..... | 1,988 |
| 6. Regan..... | 1,924 |
| 7. Goodman..... | 1,635 |
| 8. Jo. Reed..... | 1,541 |
| 9. Griffin..... | 1,518 |
| 10. M. Andrews..... | 1,422 |

THIRD BASE

| | |
|--------------------|-------|
| 1. Boggs..... | 2,956 |
| 2. Malzone..... | 2,824 |
| 3. L. Gardner..... | 1,821 |
| 4. Tabor..... | 1,662 |
| 5. J. Collins..... | 1,573 |
| 6. Petrocelli..... | 1,453 |
| 7. Hobson..... | 1,042 |
| 8. Pesky..... | 978 |
| 9. Lowell..... | 975 |
| 10. Werber..... | 811 |

SHORTSTOP

| | |
|---------------------|-------|
| 1. E. Scott..... | 3,394 |
| 2. Burleson..... | 3,240 |
| 3. Parent..... | 2,979 |
| 4. Garciaparra..... | 2,721 |
| 5. Cronin..... | 2,691 |
| 6. He. Wagner..... | 2,590 |
| 7. Petrocelli..... | 2,313 |
| 8. Buddin..... | 1,877 |
| 9. Pesky..... | 1,709 |
| 10. Valentin..... | 1,659 |

CATCHER

| | |
|--------------------|-----|
| 1. Criger..... | 877 |
| 2. Carrigan..... | 854 |
| 3. Varitek..... | 541 |
| 4. S. White..... | 482 |
| 5. Fisk..... | 480 |
| 6. Gedman..... | 381 |
| 7. P. Thomas..... | 328 |
| 8. Cady..... | 324 |
| 9. R. Ferrell..... | 292 |
| 10. Walters..... | 267 |

OUTFIELD

| | |
|---------------------|-----|
| 1. Hooper..... | 260 |
| 2. Speaker..... | 207 |
| 3. Yastrzemski..... | 195 |
| 4. Du. Lewis..... | 180 |
| 5. D. Evans..... | 151 |
| 6. DiMaggio..... | 147 |
| 7. T. Williams..... | 140 |
| 8. Rice..... | 137 |
| 9. Flagstead..... | 115 |
| 10. Jensen..... | 92 |

PITCHER

| | |
|---------------------|-----|
| 1. C. Young..... | 689 |
| 2. Winter..... | 466 |
| 3. Mays..... | 450 |
| 4. Dinneen..... | 405 |
| 5. J. Wood..... | 402 |
| 6. B. Stanley..... | 357 |
| 7. Ja. Russell..... | 347 |
| Ruth..... | 347 |
| 9. Brewer..... | 343 |
| 10. Parnell..... | 327 |

Double Plays

FIRST BASE

| | |
|---------------------|-----|
| 1. G. Scott..... | 815 |
| 2. Vaughn..... | 785 |
| 3. J. Foxx..... | 707 |
| 4. Todd..... | 677 |
| 5. Yastrzemski..... | 610 |
| 6. Gernert..... | 540 |
| 7. Youkilis..... | 443 |
| 8. Goodman..... | 406 |
| 9. Buckner..... | 378 |
| 10. McInnis..... | 339 |

SECOND BASE

| | |
|-------------------------|-------|
| 1. Doerr..... | 1,507 |
| 2. Pedroia | 936 |
| 3. M. Barrett..... | 578 |
| 4. Remy..... | 466 |
| 5. Goodman..... | 443 |
| 6. Regan..... | 387 |
| 7. Griffin..... | 362 |
| 8. Jo. Reed..... | 359 |
| 9. H. Ferris..... | 340 |
| 10. Ch. Schilling..... | 322 |

THIRD BASE

| | |
|--------------------|-----|
| 1. Boggs..... | 299 |
| 2. Malzone..... | 286 |
| 3. Tabor..... | 153 |
| 4. Petrocelli..... | 150 |
| 5. Pesky..... | 121 |
| 6. L. Gardner..... | 108 |
| Lowell..... | 108 |
| 8. J. Collins..... | 88 |
| 9. Hobson..... | 85 |
| 10. Foy..... | 77 |

SHORTSTOP

| | |
|---------------------|-----|
| 1. Burleson..... | 698 |
| 2. Cronin..... | 565 |
| 3. Garciaparra..... | 534 |
| 4. E. Scott..... | 440 |
| 5. Buddin..... | 438 |
| 6. Petrocelli..... | 433 |
| 7. V. Stephens..... | 396 |
| 8. Valentin..... | 388 |
| 9. Pesky..... | 362 |
| 10. Hoffman..... | 319 |

CATCHER

| | |
|--------------------|----|
| 1. S. White..... | 79 |
| 2. Varitek..... | 72 |
| 3. Carrigan..... | 66 |
| 4. Criger..... | 62 |
| 5. Fisk..... | 61 |
| 6. Gedman..... | 51 |
| 7. T. Pena..... | 46 |
| 8. Walters..... | 36 |
| 9. R. Ferrell..... | 34 |
| 10. Tebbetts..... | 33 |

OUTFIELD

| | |
|---------------------|----|
| 1. Speaker..... | 64 |
| 2. Hooper..... | 56 |
| 3. D. Evans..... | 40 |
| 4. Du. Lewis..... | 35 |
| 5. DiMaggio..... | 32 |
| 6. T. Williams..... | 30 |
| Yastrzemski..... | 30 |
| 8. Flagstead..... | 28 |
| 9. C. Stahl..... | 20 |
| 10. Rice..... | 19 |

PITCHER

| | |
|---------------------|----|
| 1. B. Stanley..... | 38 |
| 2. F. Sullivan..... | 30 |
| 3. W. Nixon..... | 27 |
| Parnell..... | 27 |
| 5. Wakefield..... | 26 |
| 6. Brewer..... | 22 |
| 7. Winter..... | 20 |
| 8. B. Lee..... | 19 |
| Ruth..... | 19 |
| 10. 3 players..... | 18 |

Single-Game Fielding Records

First Base

Putouts, 9-inn. game

| | | |
|----|----------------|-----------|
| 21 | Bill Sweeney | 6/24/1931 |
| | Stuffy McInnis | 7/19/1918 |

Putouts, extra-inn. game

| | | |
|----|-----------------------|--------------|
| 31 | Bob Unglaub (20 inn.) | 7/4/1905(G2) |
|----|-----------------------|--------------|

Assists, 9-inn. game

| | | |
|---|----------------|-----------|
| 6 | Bill Buckner | 6/14/1986 |
| | Stuffy McInnis | 8/22/1918 |

Assists, extra-inn. game

| | | |
|---|------------------------|-----------|
| 5 | Bill Buckner (12 inn.) | 7/10/1986 |
| | Bill Buckner (10 inn.) | 5/10/1985 |

Chances accepted, 9-inn. game

| | | |
|------|----------------|-----------|
| ++22 | Stuffy McInnis | 7/19/1918 |
|------|----------------|-----------|

Chances accepted, extra-inn. game

| | | |
|----|-----------------------|---------------|
| 32 | Bob Unglaub (20 inn.) | 7/14/1905(G2) |
|----|-----------------------|---------------|

Double plays, 9-inn. game

| | | |
|---|-------------------------|-----------|
| 5 | Many players, last Shaw | 4/18/2016 |
|---|-------------------------|-----------|

Double plays, extra-inn. game

| | | |
|-----|---------------------------|----------|
| **6 | Adrian González (17 inn.) | 5/6/2012 |
|-----|---------------------------|----------|

Second Base

Putouts, 9-inn. game

| | | |
|----|-------------|-----------|
| 10 | Max Bishop | 4/30/1934 |
| | Hobe Ferris | 5/13/1901 |

Putouts, extra-inn. game

| | | |
|----|-----------------------|-----------|
| 11 | Hobe Ferris (15 inn.) | 6/21/1902 |
|----|-----------------------|-----------|

Assists, 9-inn. game

| | | |
|----|-------------|---------------|
| 11 | Hobe Ferris | 9/23/1905(G1) |
|----|-------------|---------------|

Assists, extra-inn. game

| | | |
|----|-----------------------|--------------|
| 12 | Hobe Ferris (20 inn.) | 7/4/1905(G2) |
|----|-----------------------|--------------|

Chances accepted, 9-inn. game

| | | |
|----|-------------|---------------|
| 16 | Bobby Doerr | 5/30/1946(G2) |
| | Hobe Ferris | 5/13/1901 |

Chances accepted, extra-inn. game

| | | |
|----|--------------------------|----------|
| 19 | Dustin Pedroia (17 inn.) | 5/6/2012 |
|----|--------------------------|----------|

Double plays, 9-inn. game

| | | |
|---|----------------|--------------|
| 5 | Dustin Pedroia | 4/18/2016 |
| | Bobby Doerr | 8/8/1946(G2) |

Double plays, extra-inn. game

| | | |
|---|--------------------------|----------|
| 5 | Dustin Pedroia (17 inn.) | 5/6/2012 |
|---|--------------------------|----------|

Third Base

Putouts, 9-inn. game

| | | |
|---|-----------------------------|----------|
| 6 | Many players, last W. Boggs | 5/2/1988 |
|---|-----------------------------|----------|

Putouts, extra-inn. game

| | | |
|---|----------------------|-----------|
| 6 | Harry Lord (11 inn.) | 7/20/1910 |
|---|----------------------|-----------|

Assists, 9-inn. game

| | | |
|----|----------------|-----------|
| 10 | Freddy Sanchez | 6/14/2003 |
| | Frank Malzone | 9/24/1957 |
| | Vern Stephens | 5/23/1951 |

Assists, extra-inn. game

| | | |
|----|------------------------|----------|
| 10 | Eddie Foster (13 inn.) | 5/5/1920 |
|----|------------------------|----------|

Chances accepted, 9-inn. game

| | | |
|----|---------------|-----------|
| 12 | Vern Stephens | 5/23/1951 |
| | Jimmy Collins | 5/1/1902 |

Chances accepted, extra-inn. game

| | | |
|------|-------------------------|-----------|
| ++14 | Jimmy Collins (15 inn.) | 6/21/1902 |
|------|-------------------------|-----------|

Double plays, 9-inn. game

| | | |
|-----|------------|----------|
| ++4 | Wade Boggs | 8/9/1985 |
|-----|------------|----------|

Double plays, extra-inn. game

| | | |
|---|-------------------------|---------------|
| 3 | Frank Malzone (15 inn.) | 7/3/1958 |
| | Johnny Tobin (13 inn.) | 4/29/1945(G2) |

+ML record (since 1900) ++tied for ML record *AL record **tied for AL record

Shortstop

Putouts, 9-inn. game

| | | |
|----|---------------|---------------|
| 10 | Vern Stephens | 6/25/1950(G1) |
| | Heinie Wagner | 7/27/1907 |

Putouts, extra-inn. game

| | | |
|---|---------------------------|---------------|
| 8 | Rabbit Warstler (15 inn.) | 7/23/1932(G1) |
| | Buddy Myer (12 inn.) | 6/10/1927 |
| | Heinie Wagner (15 inn.) | 7/3/1913 |

Assists, 9-inn. game

| | | |
|----|----------------|---------------|
| 11 | Rick Burleson | 5/7/1977 |
| | Eddie Bressoud | 9/18/1962 |
| | Topper Rigney | 7/15/1926(G2) |

Assists, extra-inn. game

| | | |
|----|-------------------------|-----------|
| 13 | Everett Scott (14 inn.) | 9/13/1920 |
|----|-------------------------|-----------|

Chances accepted, 9-inn. game

| | | |
|----|--------------------------------|----------|
| 15 | Many players, last R. Burleson | 7/7/1977 |
|----|--------------------------------|----------|

Chances accepted, extra-inn. game

| | | |
|----|-----------------------|----------|
| 18 | Fred Parent (17 inn.) | 7/9/1902 |
|----|-----------------------|----------|

Double plays, 9-inn. game

| | | |
|---|--------------------------------|-----------|
| 5 | Many players, last R. Burleson | 7/22/1980 |
|---|--------------------------------|-----------|

Double plays, extra-inn. game

| | | |
|---|-------------------------|----------|
| 5 | Vern Stephens (11 inn.) | 5/5/1948 |
|---|-------------------------|----------|

Outfield

Putouts, 9-inn. game

| | | |
|------|---------------------|-----------|
| ++12 | Jacoby Ellsbury, CF | 5/20/2009 |
|------|---------------------|-----------|

Putouts, extra-inn. game

| | | |
|----|---------------------------|--------------|
| 11 | Gary Geiger, CF (13 inn.) | 7/4/1963(G1) |
| | Lu Clinton (15 inn.) | 7/13/1962 |

Assists, 9-inn. game

| | | |
|---|---------------------------------|-----------|
| 3 | Many players, last R. Smith, RF | 9/23/1972 |
|---|---------------------------------|-----------|

Assists, extra-inn. game

| | | |
|---|----------------------------|----------|
| 3 | Ted Williams, LF (11 inn.) | 5/5/1948 |
|---|----------------------------|----------|

Chances accepted, 9-inn. game

| | | |
|------|---------------------|-----------|
| **12 | Jacoby Ellsbury, CF | 5/20/2009 |
|------|---------------------|-----------|

Chances accepted, extra-inn. game

| | | |
|----|---------------------------|--------------|
| 11 | Gary Geiger, CF (13 inn.) | 7/4/1963(G1) |
|----|---------------------------|--------------|

Double plays, 9-inn. game

| | | |
|-----|-------------------|---------------|
| ++3 | Ira Flagstead, CF | 4/19/1926(G2) |
|-----|-------------------|---------------|

Double plays, extra-inn. game

| | | |
|---|---------------------------------------|----------|
| 2 | Many players, last J. Damon (13 inn.) | 4/8/2004 |
|---|---------------------------------------|----------|

Catchers

Putouts, 9-inn. game

| | | |
|------|-------------|-----------|
| ++20 | Rich Gedman | 4/29/1986 |
|------|-------------|-----------|

Putouts, extra-inn. game

| | | |
|----|-----------------------------|-----------|
| 23 | Christian Vázquez (10 inn.) | 9/25/2016 |
|----|-----------------------------|-----------|

Assists, 9-inn. game

| | | |
|----|--------------|-----------|
| +8 | Wally Schang | 5/12/1920 |
|----|--------------|-----------|

Assists, extra-inn. game

| | | |
|---|----------------------|-----------|
| 6 | Lou Criger (15 inn.) | 6/21/1902 |
|---|----------------------|-----------|

Chances accepted, 9-inn. game

| | | |
|----|---------------|-----------|
| 20 | Bill Haselman | 9/18/1996 |
| | Rich Gedman | 4/29/1986 |

Chances accepted, extra-inn. game

| | | |
|----|-----------------------------|-----------|
| 23 | Christian Vázquez (10 inn.) | 9/25/2016 |
|----|-----------------------------|-----------|

Double plays, 9-inn. game

| | | |
|---|-----------------|---------------|
| 3 | George Bischoff | 4/19/1926(G2) |
|---|-----------------|---------------|

Double plays, extra-inn. game

| | | |
|---|--|-----------|
| 2 | Many players, last R. Gedman (14 inn.) | 6/20/1982 |
|---|--|-----------|

Single-Game Fielding Records, Continued

Pitchers

Putouts, 9-inn. game

| | | |
|---|--------------|---------------|
| 5 | Al Nipper | 9/18/1985 |
| | Al Nipper | 7/15/1984 |
| | Bill Butland | 8/30/1942(G2) |
| | Elmer Steele | 9/14/1908 |

Putouts, extra-inn. game

| | | |
|---|------------------------|-----------|
| 4 | Rob Woodward (12 inn.) | 10/4/1985 |
| | Jim Lonborg (10 inn.) | 9/7/1969 |
| | Tom Brewer (10 inn.) | 9/13/1956 |

Assists, 9-inn. game

| | | |
|----|-----------------|-----------|
| 10 | Carl Mays | 8/26/1916 |
| | Jesse Tannehill | 4/27/1905 |

Assists, extra-inn. game

| | | |
|----|----------------------|-----------|
| 11 | Jack Quinn (14 inn.) | 4/29/1922 |
|----|----------------------|-----------|

Chances accepted, 9-inn. game

| | | |
|----|--------------|-----------|
| 11 | Lloyd Brown | 9/13/1933 |
| | Jack Russell | 5/17/1928 |
| | Babe Ruth | 5/4/1918 |

Chances accepted, extra-inn. game

| | | |
|----|---------------------|-----------|
| 12 | Carl Mays (17 inn.) | 7/14/1916 |
|----|---------------------|-----------|

Double plays, 9-inn. game

| | | |
|---|----------------|---------------|
| 3 | Walt Masterson | 6/25/1950(G2) |
| | Joe Heving | 8/17/1938(G2) |

Double plays, extra-inn. game

| | | |
|---|--|-----------|
| 2 | Many players, last J. Suppan (11 inn.) | 5/29/1997 |
|---|--|-----------|

+ML record (since 1900) ++tied for ML record *AL record

**tied for AL record

Errorless Streaks

Consecutive Games

FIRST BASE

| | | | |
|----------------|------|-------------|-------------------|
| Season: | *135 | K. Youkilis | 4/2-9/30/2007 |
| Career: | *238 | K. Youkilis | 7/5/2006-6/6/2008 |

SECOND BASE

| | | | |
|----------------|-----|------------|---------------------|
| Season: | 73 | B. Doerr | 6/23-9/19/1948(G2) |
| Career: | 114 | D. Pedroia | 8/20/2016-7/18/2017 |

SHORTSTOP

| | | | |
|----------------|----|--------------|----------------|
| Season: | 57 | Al. Gonzalez | 4/11-6/30/2006 |
| Career: | 57 | Al. Gonzalez | 4/11-6/30/2006 |

THIRD BASE

| | | | |
|----------------|----|---------------|---------------|
| Season: | 77 | R. Petrocelli | 6/8-8/29/1971 |
| Career: | 77 | R. Petrocelli | 6/8-8/29/1971 |

OUTFIELD

| | | | |
|----------------|-----|-------------|--------------------|
| Season: | 154 | J. Ellsbury | 4/1-9/28/2011 |
| Career: | 290 | J. Ellsbury | 7/29/2009-9/1/2012 |

CATCHER

| | | | |
|----------------|-----|----------|---------------------|
| Season: | 90 | T. Pena | 4/10-8/20/1993 |
| Career: | 144 | P. Daley | 6/13/1956-9/10/1958 |

PITCHER (STARTER)

| | | | |
|----------------|----|-----------------|-------------------|
| Season: | 47 | E. Morris | 4/11-9/27/1928 |
| Career: | 96 | B. Monbouquette | 9/9/1962-7/4/1965 |

PITCHER (RELIEVER)

| | | | |
|----------------|-----|-------------------|---------------------|
| Season: | 76 | M. Timlin (15 TC) | 4/4-10/2/2004 |
| Career: | 257 | R. Garces (61 TC) | 4/30/1996-7/20/2001 |

Consecutive Chances

FIRST BASE

| | | | |
|----------------|--------|-------------|-------------------|
| Season: | *1,300 | S. McInnis | 5/31-10/2/1921 |
| Career: | *2,002 | K. Youkilis | 7/4/2006-6/6/2008 |

SECOND BASE

| | | | |
|----------------|-----|------------|---------------------|
| Season: | 414 | B. Doerr | 6/22-9/19/1948(G2) |
| Career: | 436 | D. Pedroia | 7/29/2009-5/20/2010 |

SHORTSTOP

| | | | |
|----------------|-----|---------------|---------------------|
| Season: | 222 | V. Stephens | 6/4-7/28/1950 |
| Career: | 227 | R. Petrocelli | 8/20/1968-5/30/1969 |

THIRD BASE

| | | | |
|----------------|-----|---------------|---------------|
| Season: | 232 | R. Petrocelli | 6/8-8/31/1971 |
| Career: | 232 | R. Petrocelli | 6/8-8/31/1971 |

OUTFIELD

| | | | |
|----------------|-----|-------------|------------------|
| Season: | 394 | J. Ellsbury | 4/1-9/28/2011 |
| Career: | 707 | J. Ellsbury | 7/28/2009-9/3/12 |

CATCHER

| | | | |
|----------------|-------|------------|---------------------|
| Season: | 626 | J. Varitek | 6/1-10/3/2004 |
| Career: | 1,053 | J. Varitek | 7/24/2009-9/14/2011 |

PITCHER (STARTER)

| | | | |
|----------------|-----|-----------------|-------------------|
| Season: | 84 | Ja. Russell | 4/20-9/26/1929 |
| Career: | 160 | B. Monbouquette | 9/9/1962-7/4/1965 |

*AL Record

Miscellaneous Fielding

Pitchers Who Have Played Other Positions

| YEAR | PITCHER | POSITIONS | YEAR | PITCHER | POSITIONS |
|------|----------------|--------------------|------|-----------------|-------------|
| 2009 | Javier Lopez | P-14, RF-1 | 1916 | Sam Jones | P-12, OF-1 |
| 1980 | Tom Burgmeier | P-62, LF-1 | 1913 | Charles Hall | P-35, 3B-1 |
| 1942 | Mike Ryba | P-18, C-3 | 1910 | Charles Hall | P-35, OF-3 |
| 1940 | Jim Bagby, Jr. | P-36, OF-1 | | Chris Mahoney | P-2, OF-1 |
| 1929 | Red Ruffing | P-35, OF-2 | 1906 | Ralph Glaze | P-13, 3B-1 |
| 1928 | D. MacFayden | P-33, OF-1 | 1904 | Jesse Tannehill | P-32, OF-5 |
| 1925 | Joe Lucey | P-7, SS-3 | 1902 | Tom Hughes | P-9, OF-3 |
| 1921 | Joe Bush | P-37, OF-4 | 1901 | Fred Mitchell | P-17, INF-3 |
| 1920 | Joe Bush | P-35, OF-2 | | George Cuppy | P-13, OF-4 |
| 1919 | Babe Ruth | P-17, OF-111, 1B-4 | | Charles Beville | P-2, 1B-1 |
| 1918 | Babe Ruth | P-20, OF-59, 1B-13 | | | |
| | Walt Kinney | P-5, OF-1 | | | |

Position Players Who Have Caught (Since 1972)

| DATE | PLAYER | OPP. | DETAILS |
|-----------|----------------|---------|--|
| 9/8/1993 | Steve Lyons | at CWS | PH; caught last of 8th, no chances; Sox lost 8-1 |
| 6/8/1989 | Randy Kutcher | at NYY | PH; (hit 2-out, 2-R 2B in 9th to tie score 7-7); caught 9th, 10th, 11th (1 PO); Sox lost 8-7 |
| 7/17/1987 | Mike Greenwell | vs. OAK | Was DH; Sox scored 3 R in last of 9th to tie 4-4; caught 10th (3 PO and 1 E); Sox lost 11-6 |

Position Players Who Have Pitched

| PITCHER | DATE | OPP. | SEASON POSITIONS | PITCHING LINE |
|--------------------|----------------|---------|--------------------------|--|
| Mitch Moreland | 8/25/2017 | vs. BAL | 1B-138, DH-9 | 1.0 IP, 2 H, 0 R, 0 ER, 0 BB, 1 SO |
| Ryan LaMarre | 7/2/2016 | vs. LAA | LF-2, RF-1 | 1.0 IP, 2 H, 0 R, 0 ER, 0 BB, 0 SO |
| Mike Carp | 4/24/2014 | vs. NYY | 1B-20, OF-12, 3B-1 | 1.0 IP, 0 H, 1 R, 1 ER, 5 BB, 0 SO |
| Darnell McDonald | 5/6/2012 | vs. BAL | OF-31, DH-3 | 1.0 IP, 2 H, 3 R, 3 ER, 2 BB, 0 SO (L) |
| Darnell McDonald | 8/26/2011 | vs. OAK | OF-67, DH-8 | 1.0 IP, 1 H, 2 R, 2 ER, 2 BB, 0 SO |
| Bill Hall | 5/28/2010 | vs. KC | OF-65, 2B-51, SS-6, 3B-5 | 1.0 IP, 0 H, 0 R, 0 ER, 0 BB, 0 SO |
| Jonathan Van Every | 5/8/2010 | vs. NYY | OF-21 | 1.0 IP, 2 H, 2 R, 2 ER, 0 BB, 1 SO |
| Dusty Brown | 9/30/2009 | vs. TOR | C-6 | 1.0 IP, 2 H, 1 R, 1 ER, 0 BB, 1 SO |
| Nick Green | 8/27/2009 | vs. CWS | SS-81, 3B-9, 2B-7, OF-3 | 2.0 IP, 0 H, 0 R, 0 ER, 3 BB, 0 SO |
| Jonathan Van Every | 4/30/2009 | at TB | OF-6 | 0.2 IP, 1 H, 0 R, 0 ER, 1 BB, 0 SO |
| David McCarty | 10/3/2004 | at BAL | | 2.0 IP, 1 H, 0 R, 0 ER, 0 BB, 3 SO |
| David McCarty | 6/12/2004 | vs. LA | | 1.0 IP, 0 H, 0 R, 0 ER, 0 BB, 1 SO |
| David McCarty | 4/9/2004 | vs. TOR | 1B-67, OF-17 | 0.2 IP, 1 H, 1 R, 1 ER, 1 BB, 0 SO |
| Mike Benjamin | 6/21/1997 | at DET | 1B-4, 2B-5, 3B-19, SS-19 | 1.0 IP, 0 H, 0 R, 0 ER, 0 BB, 0 SO |
| Andy Tomberlin | 5/20/1994 | at MIN | OF-11, DH-1 | 2.0 IP, 1 H, 0 R, 0 ER, 1 BB, 1 SO |
| Steve Lyons | 7/21/1991 | vs. MIN | OF-47, INF-31 | 1.0 IP, 2 H, 0 R, 0 ER, 0 BB, 1 SO |
| Danny Heep | 5/25/1990 | at MIN | OF-14, 1B-5 | 1.0 IP, 4 H, 1 R, 1 ER, 0 BB, 0 SO |
| George Schmees | 9/17/1952 | at STL | | 2.0 IP, 4 H, 2 R, 2 ER, 0 BB, 0 SO |
| George Schmees | 9/20/1952 | at WAS | OF-38, 1B-2 | 4.0 IP, 5 H, 0 R, 0 ER, 2 BB, 2 SO |
| Eddie Lake | 7/16/1944 | at NYY | INF-45 | 2.0 IP, 2 H, 3 R, 1 ER, 1 BB, 0 SO, 2 HB |
| Eddie Lake | 7/9/1944 (G1) | vs. CLE | | 3.0 IP, 5 H, 3 R, 3 ER, 2 BB, 3 SO |
| Eddie Lake | 7/5/1944 | vs. DET | | 6.0 IP, 6 H, 3 R, 3 ER, 2 BB, 1 SO |
| Eddie Lake | 6/23/1944 | vs. WAS | | 4.0 IP, 3 H, 1 R, 1 ER, 3 BB, 1 SO, 1 HB |
| Eddie Lake | 6/2/1944 | at DET | | 2.0 IP, 0 H, 0 R, 0 ER, 1 BB, 1 SO |
| Eddie Lake | 5/17/1944 (G2) | vs. STL | | 2.1 IP, 4 H, 3 R, 1 ER, 2 BB, 1 SO |
| Ted Williams | 8/24/1940 (G1) | vs. DET | OF-143 | 2.0 IP, 3 H, 1 R, 1 ER, 0 BB, 1 SO |
| Jimmie Foxx | 8/6/1939 | vs. DET | 1B-123 | 1.0 IP, 0 H, 0 R, 0 ER, 0 BB, 1 SO |
| Doc Cramer | 8/30/1938 | vs. STL | OF-140 | 4.0 IP, 3 H, 2 R, 2 ER, 3 BB, 15 SO |
| Robert Reeves | 9/7/1931 | vs. WAS | 2B-29 | 7.1 IP, 6 H, 3 R, 3 ER, 1 BB, 0 SO |
| Jack Rothrock | 9/24/1928 | at DET | OF-53, INF-49 | 1.0 IP, 0 H, 0 R, 0 ER, 0 BB, 0 SO |
| Doug Taitt | 7/25/1928 | at CLE | OF-139 | 1.0 IP, 2 H, 3 R, 3 ER, 2 BB, 1 SO |
| Henry Eibel | 7/7/1920 (G1) | at PHA | OF-5, 1B-1 | 4.2 IP, 5 H, 2 R, 2 ER, 1 BB, 1 SO |
| Henry Eibel | 7/2/1920 | vs. WAS | | 2.0 IP, 1 H, 0 R, 0 ER, 1 BB, 1 SO |
| Henry Eibel | 6/22/1920 | at CLE | | 3.1 IP, 4 H, 2 R, 2 ER, 1 BB, 3 SO |
| Tris Speaker | 10/7/1914 | vs. WAS | OF-156, 1B-1 | 1.0 IP, 2 H, 1 R, 1 ER, 0 BB, 0 SO |
| Duffy Lewis | 10/3/1913 (G2) | at WAS | OF-142 | 1.0 IP, 3 H, 2 R, 2 ER, 0 BB, 1 SO |
| Harry Hooper | 10/3/1913 (G2) | at WAS | OF-147 | 2.0 IP, 2 H, 0 R, 0 ER, 1 BB, 0 SO |

Miscellaneous Fielding, Continued

Opening Day Starts

| POS. | PLAYER | # OF LINEUPS | YEARS |
|------|------------------|--------------|------------------------|
| RHP | Roger Clemens | 8 | 1988-94, 96 |
| LHP | Jon Lester | 4 | 2011-14 |
| | Mel Parnell | 4 | 1950, 52-54 |
| C | Jason Varitek | 10 | 2000-09 |
| 1B | George Scott | 7 | 1967-68, 70-71, 77-79 |
| | Mo Vaughn | 7 | 1992-98 |
| 2B | Bobby Doerr | 13 | 1937-41, 43-44, 46-51 |
| SS | Everett Scott | 8 | 1914-21 |
| 3B | Wade Boggs | 10 | 1983-92 |
| LF | Carl Yastrzemski | 15 | 1961-72, 74, 78-79 |
| CF | Dom DiMaggio | 9 | 1941-42, 46-52 |
| RF | Dwight Evans | 14 | 1973, 75-76, 78-87, 89 |
| DH | David Ortiz | 11 | 2004-12, 14, 16 |

NOTE: Carl Yastrzemski started a club-record 22 Opening Days (15 LF, 4 1B, 2 DH, 1 RF). Jack Rothrock had the most Opening Day positions played with 5 from 1928-32 (SS, 3B, LF, CF, RF). Billy Goodman (1B, 2B, LF, RF), Dwight Evans (1B, RF, CF, DH), and Carl Yastrzemski (1B, LF, RF, DH) started at 4 positions.

Triple Plays and Hidden Ball Plays

Recent Red Sox Triple Plays

| DATE | OPP. | INN. | BATTER | BASES | DETAILS |
|-----------|-------------|------|--------------|-------|---|
| 8/15/2017 | vs. STL | 4 | Y. Molina | 123 | Grounder to 3B Devers, touches 3B, to 2B Núñez, to 1B Moreland |
| 8/16/2011 | vs. TB (G2) | 4 | S. Rodriguez | 12_ | Grounder to 3B Lowrie, touches 3B, to 2B Pedroia, to 1B González |
| 7/8/1994 | vs. SEA | 6 | M. Newfield | 12_ | Liner caught by SS Valentin, touches 2B, tags runner* |
| 7/28/1979 | at TEX | 1 | A. Oliver | 1_3 | Pop fly to 2B Brohamer, to 1B Watson, to 3B Hobson |
| 7/23/1979 | vs. CAL | 8 | W. Aikens | 123 | Liner caught by SS Burleson, touches 2B, to 1B Yastrzemski |
| 5/10/1979 | vs. CAL | 7 | J. Rudi | 12_ | Pop fly to 2B Remy, to SS Burleson, to 1B Scott |
| 5/25/1972 | vs. BAL | 4 | E. Hendricks | 12_ | Liner to 1B Josephson, touches 1B, to SS Aparicio who tags runner |
| 7/15/1967 | vs. BAL | 1 | P. Blair | 12_ | Liner to 3B Foy, to 2B Andrews, to 1B Scott |
| 4/23/1966 | vs. CLE | 9 | M. Alvis | 1_3 | Grounder to 2B Smith, to SS Petrocelli, to 1B Scott, to C Tillman |
| 8/18/1965 | at BAL | 1 | B. Robinson | 12_ | Grounder to 3B Malzone, to 2B Mantilla, to 1B Horton, to 3B Malzone |
| 9/28/1963 | vs. LAA | 7 | F. Torres | 12_ | Bunt to P Smith, to 3B Malzone, to SS Bressoud, to 2B Mantilla (1B) |
| 6/23/1954 | at BAL | 1 | S. Mele | 123 | Grounder to SS Bolling, to 2B Consolo, to 1B Agganis, to C White |

* Unassisted triple play, the 2nd in club history, also 1B George Burns on 9/14/23 vs. Cleveland.

NOTE: The Red Sox have turned 30 triple plays in club history.

Recent Triple Plays by Opponents

| DATE | OPP. | INN. | BATTER | BASES | DETAILS |
|---------------|---------|------|----------------|-------|---|
| 5/2/2017 | vs. BAL | 8 | J. Bradley Jr. | 12_ | SS Hardy to 2B Schoop, tags runners, touches 2B, to 1B Davis |
| 8/6/2001 | vs. TEX | 4 | S. Hattenberg | 12_ | Liner to SS Rodriguez, to 2B Velarde, touches 2B, tags runner |
| 6/6/1996 | vs. CWS | 1 | T. Naehring | 12_ | Grounder to 3B Ventura, touches 3B, to 2B Durham, to 1B Thomas |
| 7/17/1990* | vs. MIN | 8 | J. Reed | 12_ | Grounder to 3B Gaetti, touches 3B, to 2B Newman, to 1B Hrbek |
| 7/17/1990* | vs. MIN | 4 | T. Brunansky | 123 | Grounder to 3B Gaetti, touches 3B, to 2B Newman, to 1B Hrbek |
| 7/4/1988 | at KC | 4 | J. Rice | 12_ | Pop fly to CF Wilson, to 2B White, to 1B Brett |
| 4/28/1971 | vs. MIL | 3 | B. Conigliaro | 1_3 | Grounder to SS Auerbach, to 2B Kubiak, to 1B Hegan, to C Rodriguez |
| 9/4/1966 (G2) | at KCA | 1 | T. Conigliaro | 123 | Grounder to SS Campanaris, to 2B Green, to 1B Talton, to C Roof |
| 9/4/1965 (G2) | at NYY | 2 | B. Tillman | 12_ | Grounder to 3B Boyer, to 2B Richardson, to 1B Pepitone, to 3B Boyer |
| 4/24/1954 | at WAS | 3 | K. Olson | 12_ | Bunt pop to P McDermott, to SS Hoderlein, to 1B Sievers |
| 8/29/1953 | at CWS | 9 | K. Olson | 12_ | Liner to 1B Fain, tags 1B, to SS Carrasquel (2B) |

* Red Sox became the first team in major league history to hit into 2 triple plays in the same game.

NOTE: The Red Sox have hit into 33 triple plays in club history.

Recent Red Sox Hidden Ball Plays

| PLAYER, POS | DATE | OPP. | INN. | BASE | DETAILS/BASE RUNNER |
|----------------------|-----------|---------|------|------|--------------------------------|
| Julio Lugo, SS | 6/8/2007 | at ARI | 3 | 2B | Lugo/A. Callaspo |
| Steve Lyons, 2B | 5/13/1991 | vs. CWS | 4 | 2B | Lyons/O. Guillen |
| Marty Barrett, 2B | 9/5/1988 | at BAL | 4 | 2B | Flip to J. Reed/J. Traber |
| Marty Barrett, 2B | 7/21/1985 | vs. CAL | 6 | 2B | Flip to G. Hoffman/D. DeCinces |
| Marty Barrett, 2B | 7/7/1985 | at CAL | 2 | 2B | Barrett/B. Grich |
| Jackie Gutierrez, SS | 8/17/1984 | vs. MIN | 7 | 2B | Gutierrez/T. Teufel |

NOTE: There have been 18 documented hidden ball plays by Red Sox players. Marty Barrett (see above) and SS Johnny Pesky are the only known Sox to do so more than once. Pesky had 3 hidden ball plays vs. Bill Zuber (1942, WAS), Tommy Henrich (1942, NYY), and Buddy Lewis (1947, WAS). Thanks to Bill Deane of SABR for his research.

Notes

Notes

RED SOX IN THE POSTSEASON

RAFAEL DEVERS HIT A 9TH-INNING,
INSIDE-THE-PARK HOME RUN
AGAINST THE HOUSTON ASTROS IN
GAME 4 OF THE 2017 AMERICAN
LEAGUE DIVISION SERIES.



Red Sox in the Postseason

The Red Sox are 91-83-1 all-time in postseason play, having advanced to the postseason 23 times in 117 American League seasons (1901-2017), including 15 times in the last 32 years and 9 times in the last 15 years. Boston is 19-15 in 34 postseason series, having gone 6-6 in 12 trips to the AL Division Series (20-24 in Division Series play), 5-5 in 10 trips to the AL Championship Series (26-31 in Championship Series play) and 8-4 in 12 trips to the World Series (45-28-1 in World Series games), with 7-game losses in 1946, '67, '75, and '86. The Red Sox' 8 World Series titles are tied with the Giants for 4th all-time behind the Yankees (27), Cardinals (11), and A's (9).

The Boston Americans, who became the Red Sox in 1908, won the 1st World Series ever held (1903), 1 of only 4 best-of-9 Series to be played (again in 1919-21). By beating the Pittsburg Pirates of the more established National League, they caused such an embarrassment that the NL refused to participate the following year when the Red Sox repeated as AL Champions.

The Sox have won 3 World Series titles (2004, 2007, 2013) following an 86-year Championship drought, tied with the Giants for the most since 2000.

Boston set a major league record with an 8-game winning streak to close out its run to the World Championship in 2004 (matched in 2005 by the Chicago White Sox, who won their final 8 games en route to the Championship). The Red Sox also had a 7-game winning streak starting from Game 5 of the 2007 ALCS through their World Series win in 2007.

The Red Sox are 50-35-1 in postseason home games, including 43-33-1 at Fenway Park. They also hosted home World Series games at the Huntington Avenue Grounds in 1903 and at Braves Field in 1915 and 1916. The Sox clinched World Series titles at home in 1903 at the Huntington Avenue Grounds, in 1912 during Fenway Park's 1st season, in 1916 playing at Braves Field, and in 1918 and 2013 at Fenway Park.

Red Sox in the Division Series

| YEAR | OPPONENT | WINNER | GAMES | RED SOX LEADING HITTER |
|------|--------------------|-----------|-------|---------------------------------|
| 1995 | Cleveland Indians | Indians | 0-3 | Luis Alicea .600 (6-for-10) |
| 1998 | Cleveland Indians | Indians | 1-3 | John Valentin .467 (7-for-15) |
| 1999 | Cleveland Indians | RED SOX | 3-2 | Mike Stanley .500 (10-for-20) |
| 2003 | Oakland Athletics | RED SOX | 3-2 | Johnny Damon .316 (6-for-19) |
| 2004 | Anaheim Angels | RED SOX | 3-0 | David Ortiz .545 (6-for-11) |
| 2005 | Chicago White Sox | White Sox | 0-3 | David Ortiz .333 (4-for-12) |
| 2007 | Los Angeles Angels | RED SOX | 3-0 | David Ortiz .714 (5-for-7) |
| 2008 | Los Angeles Angels | RED SOX | 3-1 | Jason Bay .412 (7-for-17) |
| 2009 | Los Angeles Angels | Angels | 0-3 | Jacoby Ellsbury .250 (3-for-12) |
| 2013 | Tampa Bay Rays | RED SOX | 3-1 | Jacoby Ellsbury .500 (9-for-18) |
| 2016 | Cleveland Indians | Indians | 0-3 | Brock Holt .400 (4-for-10) |
| 2017 | Houston Astros | Astros | 1-3 | Hanley Ramirez .571 (8-for-14) |

Red Sox in the ALCS

| YEAR | OPPONENT | WINNER | GAMES | RED SOX LEADING HITTER |
|------|-------------------|-----------|-------|----------------------------------|
| 1975 | Oakland Athletics | RED SOX | 3-0 | Carl Yastrzemski .455 (5-for-11) |
| 1986 | California Angels | RED SOX | 4-3 | Spike Owen .429 (9-for-21) |
| 1988 | Oakland Athletics | Athletics | 0-4 | Wade Boggs .385 (5-for-13) |
| 1990 | Oakland Athletics | Athletics | 0-4 | Wade Boggs .438 (7-for-16) |
| 1999 | New York Yankees | Yankees | 1-4 | Jose Offerman .458 (11-for-24) |
| 2003 | New York Yankees | Yankees | 3-4 | Todd Walker .370 (10-for-27) |
| 2004 | New York Yankees | RED SOX | 4-3 | David Ortiz .387 (12-for-31) |
| 2007 | Cleveland Indians | RED SOX | 4-3 | Kevin Youkilis .500 (14-for-28) |
| 2008 | Tampa Bay Rays | Rays | 3-4 | Coco Crisp .450 (9-for-20) |
| 2013 | Detroit Tigers | RED SOX | 4-2 | Jacoby Ellsbury .318 (7-for-22) |

Red Sox in the World Series

| YEAR | OPPONENT | WINNER | GAMES | RED SOX LEADING HITTER |
|------|-----------------------|-------------|-------|-----------------------------------|
| 1903 | Pittsburg Pirates | BOSTON (AL) | 5-3 | Chick Stahl .303 (10-for-33) |
| 1904 | NO SERIES HELD | | | |
| 1912 | New York Giants | RED SOX | 4-3-1 | Tris Speaker .300 (9-for-30) |
| 1915 | Philadelphia Phillies | RED SOX | 4-1 | Duffy Lewis .444 (8-for-18) |
| 1916 | Brooklyn Dodgers | RED SOX | 4-1 | Duffy Lewis .353 (6-for-17) |
| 1918 | Chicago Cubs | RED SOX | 4-2 | Wally Schang .444 (4-for-9) |
| 1946 | St. Louis Cardinals | Cardinals | 3-4 | Wally Moses .417 (5-for-12) |
| 1967 | St. Louis Cardinals | Cardinals | 3-4 | Carl Yastrzemski .400 (10-for-25) |
| 1975 | Cincinnati Reds | Reds | 3-4 | Carl Yastrzemski .310 (9-for-29) |
| 1986 | New York Mets | Mets | 3-4 | Marty Barrett .433 (13-for-30) |
| 2004 | St. Louis Cardinals | RED SOX | 4-0 | Bill Mueller .429 (6-for-14) |
| 2007 | Colorado Rockies | RED SOX | 4-0 | Jacoby Ellsbury .438 (7-for-16) |
| 2013 | St. Louis Cardinals | RED SOX | 4-2 | David Ortiz .688 (11-for-16) |

*min. 10 PA on hitting leaders

Red Sox Postseason Record by Opponent

(Series records in parentheses)

| Franchise | ALWC | ALDS | ALCS | WS | Total |
|------------------|-----------|--------------------|--------------------|----------------------|------------------------|
| Chicago (AL) | -- | 0-3 (0-1) | -- | -- | 0-3 (0-1) |
| Chicago (NL) | -- | -- | -- | 4-2 (1-0) | 4-2 (1-0) |
| Cincinnati | -- | -- | -- | 3-4 (0-1) | 3-4 (0-1) |
| Cleveland | -- | 4-11 (1-3) | 4-3 (1-0) | -- | 8-14 (2-3) |
| Colorado | -- | -- | -- | 4-0 (1-0) | 4-0 (1-0) |
| Detroit | -- | -- | 4-2 (1-0) | -- | 4-2 (1-0) |
| Houston | -- | 1-3 (0-1) | -- | -- | 1-3 (0-1) |
| Los Angeles (AL) | -- | 9-4 (3-1) | 4-3 (1-0) | -- | 13-7 (4-1) |
| Los Angeles (NL) | -- | -- | -- | 4-1 (1-0) | 4-1 (1-0) |
| New York (AL) | -- | -- | 8-11 (1-2) | -- | 8-11 (1-2) |
| New York (NL) | -- | -- | -- | 3-4 (0-1) | 3-4 (0-1) |
| Oakland | -- | 3-2 (1-0) | 3-8 (1-2) | -- | 6-10 (2-2) |
| Philadelphia | -- | -- | -- | 4-1 (1-0) | 4-1 (1-0) |
| Pittsburgh | -- | -- | -- | 5-3 (1-0) | 5-3 (1-0) |
| St. Louis | -- | -- | -- | 14-10 (2-2) | 14-10 (2-2) |
| San Francisco | -- | -- | -- | 4-3-1 (1-0) | 4-3-1 (1-0) |
| Tampa Bay | -- | 3-1 (1-0) | 3-4 (0-1) | -- | 6-5 (1-1) |
| Totals | -- | 20-24 (6-6) | 26-31 (5-5) | 45-28-1 (8-4) | 91-83-1 (19-15) |

Most World Series Titles (1903-2017)

| Franchise (Current Name) | # of WS | Years |
|--------------------------|----------|--|
| New York Yankees | 27 | 1923, '27-28, '32, '36-39, '41, '43, '47, '49-53, '56, '58, '61-62, '77-78, '96, '98-99, 2000, '09 |
| St. Louis Cardinals | 11 | 1926, '31, '34, '42, '44, '46, '64, '67, '82, 2006, '11 |
| Oakland Athletics | 9 | 1910-11, '13, '29-30, '72-74, '89 |
| Boston Red Sox | 8 | 1903, '12, '15-16, '18, 2004, '07, '13 |
| San Francisco Giants | 8 | 1905, '21-22, '33, '54, 2010, '12, '14 |
| Los Angeles Dodgers | 6 | 1955, '59, '63, '65, '81, '88 |
| Cincinnati Reds | 5 | 1919, '40, '75-76, '90 |
| Pittsburgh Pirates | 5 | 1909, '25, '60, '71, '79 |
| Detroit Tigers | 4 | 1935, '45, '68, '84 |
| Atlanta Braves | 3 | 1914, '57, '95 |
| Baltimore Orioles | 3 | 1966, '70, '83 |
| Chicago Cubs | 3 | 1907, '08, 2016 |
| Chicago White Sox | 3 | 1906, '17, 2005 |
| Minnesota Twins | 3 | 1924, '87, '91 |
| Cleveland Indians | 2 | 1920, '48 |
| Kansas City Royals | 2 | 1985, 2015 |
| Miami Marlins | 2 | 1997, 2003 |
| New York Mets | 2 | 1969, '86 |
| Philadelphia Phillies | 2 | 1980, 2008 |
| Toronto Blue Jays | 2 | 1992, '93 |
| Arizona Diamondbacks | 1 | 2001 |
| Houston Astros | 1 | 2017 |
| Los Angeles Angels | 1 | 2002 |
| Colorado Rockies | 0 | |
| Milwaukee Brewers | 0 | |
| San Diego Padres | 0 | |
| Seattle Mariners | 0 | |
| Tampa Bay Rays | 0 | |
| Texas Rangers | 0 | |
| Washington Nationals | 0 | |

Red Sox in the Postseason, Continued

Red Sox Career Postseason Batting Leaders

| Series Played | | Games Played | | Plate Appearances | | At-Bats | |
|-----------------------|-----------|-----------------------|-----------|-----------------------|------------|-----------------------|------------|
| David Ortiz | 14 | David Ortiz | 76 | David Ortiz | 340 | David Ortiz | 275 |
| Jason Varitek | 14 | Jason Varitek | 63 | Jason Varitek | 252 | Jason Varitek | 228 |
| Dustin Pedroia | 11 | Dustin Pedroia | 51 | Dustin Pedroia | 234 | Dustin Pedroia | 206 |
| Jacoby Ellsbury | 9 | Manny Ramirez | 43 | Manny Ramirez | 199 | Manny Ramirez | 165 |
| Trot Nixon | 9 | Jacoby Ellsbury | 38 | Jacoby Ellsbury | 148 | Jacoby Ellsbury | 133 |
| Manny Ramirez | 9 | Trot Nixon | 38 | | | | |
| Runs Scored | | RBI | | Hits | | Singles | |
| David Ortiz | 51 | David Ortiz | 57 | David Ortiz | 80 | David Ortiz | 42 |
| Jason Varitek | 37 | Manny Ramirez | 38 | Jason Varitek | 54 | Manny Ramirez | 36 |
| Dustin Pedroia | 32 | Jason Varitek | 33 | Manny Ramirez | 53 | Dustin Pedroia | 29 |
| Manny Ramirez | 29 | Dustin Pedroia | 25 | Dustin Pedroia | 48 | Jason Varitek | 29 |
| Jacoby Ellsbury | 26 | Trot Nixon | 22 | Jacoby Ellsbury | 40 | Jacoby Ellsbury | 27 |
| Doubles | | Triples | | Home Runs | | Extra-Base Hits | |
| David Ortiz | 19 | Buck Freeman | 3 | David Ortiz | 17 | David Ortiz | 38 |
| Dustin Pedroia | 14 | Freddy Parent | 3 | Manny Ramirez | 11 | Jason Varitek | 25 |
| Jason Varitek | 12 | Tris Speaker | 3 | Jason Varitek | 11 | Dustin Pedroia | 19 |
| Jacoby Ellsbury | 11 | Chick Stahl | 3 | Nomar Garciaparra | 7 | Manny Ramirez | 17 |
| Trot Nixon | 10 | 8 players tied | 2 | Kevin Youkilis | 6 | Kevin Youkilis | 16 |
| Walks | | Stolen Bases | | Batting Average* | | On-Base Percentage* | |
| David Ortiz | 59 | Jacoby Ellsbury | 11 | Jose Offerman | .429 | Jose Offerman | .520 |
| Manny Ramirez | 31 | Johnny Damon | 8 | Carl Yastrzemski | .369 | Spike Owen | .460 |
| Dustin Pedroia | 23 | 6 players tied | 3 | Spike Owen | .366 | Jason Bay | .452 |
| Mark Bellhorn | 15 | | | John Valentin | .347 | Carl Yastrzemski | .447 |
| Dwight Evans | 15 | | | Mike Stanley | .340 | Manny Ramirez | .422 |
| Slugging Percentage* | | OPS* | | Total Bases | | Times on Base | |
| John Valentin | .639 | Jose Offerman | 1.091 | David Ortiz | 154 | David Ortiz | 141 |
| Nomar Garciaparra | .625 | Carl Yastrzemski | 1.047 | Jason Varitek | 103 | Manny Ramirez | 84 |
| Carl Yastrzemski | .600 | John Valentin | 1.046 | Manny Ramirez | 92 | Dustin Pedroia | 73 |
| Jose Offerman | .571 | Nomar Garciaparra | 1.016 | Dustin Pedroia | 77 | Jason Varitek | 73 |
| Kevin Youkilis | .568 | Jason Bay | 1.003 | Kevin Youkilis | 63 | Jacoby Ellsbury | 53 |

*Min. 50 PA

Red Sox Career Postseason Pitching Leaders

| Series Played | | Appearances | | Games Started | | Relief Appearances | |
|---------------------|------|-------------------|------|-------------------|------|--------------------|------|
| Tim Wakefield | 10 | Mike Timlin | 28 | Jon Lester | 11 | Mike Timlin | 28 |
| Mike Timlin | 9 | Alan Embree | 19 | Pedro Martinez | 11 | Alan Embree | 19 |
| Jon Lester | 8 | Jonathan Papelbon | 18 | Roger Clemens | 9 | Jonathan Papelbon | 18 |
| Derek Lowe | 8 | Derek Lowe | 17 | Tim Wakefield | 9 | Hideki Okajima | 17 |
| Pedro Martinez | 8 | Hideki Okajima | 17 | Josh Beckett | 8 | Koji Uehara | 15 |
| | | | | Curt Schilling | 8 | | |
| Earned Run Average* | | Wins | | Losses | | Saves | |
| Joe Dobson | 0.00 | Jon Lester | 6 | Tim Wakefield | 7 | Jonathan Papelbon | 7 |
| Hugh Bedient | 0.50 | Pedro Martinez | 6 | Jon Lester | 4 | Koji Uehara | 7 |
| Koji Uehara | 0.57 | Curt Schilling | 6 | Derek Lowe | 4 | Keith Foulke | 3 |
| Keith Foulke | 0.64 | Josh Beckett | 5 | Bret Saberhagen | 3 | Scott Williamson | 3 |
| Babe Ruth | 0.87 | Derek Lowe | 4 | Calvin Schiraldi | 3 | Dick Drago | 2 |
| | | | | | | Calvin Schiraldi | 2 |
| Strikeouts | | Innings Pitched | | Opponent AVG* | | WHIP | |
| Pedro Martinez | 80 | Pedro Martinez | 79.1 | Joe Dobson | .091 | Koji Uehara | 0.51 |
| Jon Lester | 68 | Jon Lester | 76.2 | Dutch Leonard | .133 | Joe Dobson | 0.55 |
| Josh Beckett | 52 | Derek Lowe | 62.0 | Keith Foulke | .140 | Dutch Leonard | 0.67 |
| Tim Wakefield | 47 | Roger Clemens | 55.2 | Jonathan Papelbon | .154 | Jim Lonborg | 0.67 |
| Roger Clemens | 45 | Tim Wakefield | 54.0 | Koji Uehara | .154 | Rube Foster | 0.81 |

*Min. 10.0 IP

Red Sox in the Postseason, Continued

2017 American League Division Series

(Astros 3, Red Sox 1)

Game 1

at HOUSTON (Day) | Thursday, October 5

| | R | H | E |
|---------|---|---|---|
| Boston | 0 | 1 | 0 |
| Houston | 2 | 0 | 0 |

SALE (L), Kelly (6), Maddox (7), Porcello (8) and Leon
 VERLANDER (W), Devenski (7), Harris (8), Liriano (8), Musgrove (9) and McCann
 HR—Bregman (1), Altuve 3 (3)
 T—3:26; A—43,102

Game 2

at HOUSTON (Day) | Friday, October 6

| | R | H | E |
|---------|---|---|---|
| Boston | 0 | 1 | 0 |
| Houston | 2 | 0 | 2 |

POMERANZ (L), Smith (3), Price (3), Rodriguez (6), Reed (6), Maddox (7),
 Kimbrel (8) and Vázquez
 KEUCHEL (W), Devenski (6), Gregerson (8), Giles (9) and McCann
 HR—Springer (1), Correa (1)
 T—4:00; A—43,410

Game 3

at BOSTON (Day) | Sunday, October 8

| | R | H | E |
|---------|---|---|---|
| Houston | 3 | 0 | 0 |
| Boston | 0 | 1 | 3 |

Peacock, LIRIANO (3-L), McCullers (4), Devenski (7), Musgrove (7), Gregerson (8)
 and McCann, Centeno (8)
 Fister, KELLY (2-W), Price (4), Reed (8), Smith (9) and Leon
 HR—Correa (2), Devers (1), Bradley Jr. (1)
 T—3:38; A—38,010

Game 4

at BOSTON (Day) | Monday, October 9

| | R | H | E |
|---------|---|---|---|
| Houston | 1 | 1 | 0 |
| Boston | 1 | 0 | 0 |

Morton, VERLANDER (5-W), Giles (8-SV) and McCann
 Porcello, SALE (4-L), Kimbrel (8), Maddox (9) and Vázquez
 HR—Bregman (2), Boegarts (1), Benintendi (1), Devers (2)
 T—4:07; A—37,305

2017 ALDS Statistics

| Batter | AVG | G | AB | R | H | 2B | 3B | HR | RBI | GW | SH | SF | HB | BB | SO | SB | CS | E |
|----------------|-------------|----------|-------------|-----------|-----------|----------|----------|----------|-------------|-----------|-----------|-----------|----------|-----------|-----------|-----------|----------|----------|
| Benintendi | .250 | 4 | 16 | 2 | 4 | 0 | 0 | 1 | 2 | 0 | 0 | 0 | 0 | 1 | 3 | 0 | 0 | 0 |
| Betts | .313 | 4 | 16 | 2 | 5 | 2 | 0 | 0 | 0 | 0 | 0 | 0 | 0 | 1 | 4 | 1 | 0 | 1 |
| Bogaerts | .059 | 4 | 17 | 2 | 1 | 0 | 0 | 1 | 1 | 0 | 0 | 0 | 0 | 1 | 4 | 0 | 0 | 0 |
| Bradley | .200 | 4 | 15 | 1 | 3 | 0 | 0 | 1 | 5 | 0 | 0 | 0 | 0 | 0 | 6 | 0 | 0 | 0 |
| Davis | - | 1 | 0 | 0 | 0 | 0 | 0 | 0 | 0 | 0 | 0 | 0 | 0 | 0 | 0 | 0 | 0 | 0 |
| Devers | .364 | 4 | 11 | 3 | 4 | 0 | 0 | 2 | 5 | 1 | 0 | 1 | 0 | 2 | 4 | 0 | 0 | 1 |
| Holt | - | 1 | 0 | 0 | 0 | 0 | 0 | 0 | 0 | 0 | 0 | 0 | 0 | 0 | 0 | 0 | 0 | 0 |
| Leon | .500 | 2 | 8 | 0 | 4 | 0 | 0 | 0 | 2 | 0 | 0 | 0 | 0 | 0 | 2 | 0 | 0 | 0 |
| Marrero | .000 | 1 | 2 | 0 | 0 | 0 | 0 | 0 | 0 | 0 | 0 | 0 | 0 | 0 | 2 | 0 | 0 | 0 |
| Moreland | .385 | 4 | 13 | 4 | 5 | 2 | 0 | 0 | 0 | 0 | 0 | 0 | 0 | 2 | 2 | 0 | 0 | 0 |
| Núñez | .000 | 1 | 1 | 0 | 0 | 0 | 0 | 0 | 0 | 0 | 0 | 0 | 0 | 0 | 0 | 0 | 0 | 0 |
| Pedroia | .125 | 4 | 16 | 0 | 2 | 0 | 0 | 0 | 0 | 0 | 0 | 0 | 0 | 2 | 2 | 0 | 0 | 0 |
| Ramirez | .571 | 4 | 14 | 2 | 8 | 2 | 0 | 0 | 3 | 0 | 0 | 0 | 0 | 1 | 2 | 0 | 0 | 0 |
| Vázquez | .333 | 2 | 6 | 1 | 2 | 0 | 0 | 0 | 0 | 0 | 0 | 0 | 0 | 2 | 2 | 0 | 0 | 0 |
| Young | .500 | 1 | 2 | 1 | 1 | 1 | 0 | 0 | 0 | 0 | 0 | 0 | 0 | 0 | 0 | 1 | 0 | 0 |
| Red Sox | .285 | 4 | 137 | 18 | 39 | 7 | 0 | 5 | 18 | 1 | 0 | 1 | 0 | 12 | 33 | 2 | 0 | 2 |
| Astros | .333 | 4 | 147 | 24 | 49 | 9 | 1 | 8 | 22 | 3 | 0 | 0 | 3 | 14 | 30 | 0 | 1 | 2 |
| Pitcher | W | L | ERA | G | GS | CG | SHO | SV | IP | H | R | ER | HR | HB | BB | SO | WP | |
| Fister | 0 | 0 | 20.25 | 1 | 1 | 0 | 0 | 0 | 1.1 | 4 | 3 | 3 | 1 | 0 | 1 | 1 | 1 | |
| Kelly | 1 | 0 | 0.00 | 2 | 0 | 0 | 0 | 0 | 2.2 | 4 | 0 | 0 | 0 | 0 | 0 | 1 | 1 | |
| Kimbrel | 0 | 0 | 4.50 | 2 | 0 | 0 | 0 | 0 | 2.0 | 4 | 1 | 1 | 0 | 1 | 1 | 2 | 1 | |
| Maddox | 0 | 0 | 4.50 | 2 | 0 | 0 | 0 | 0 | 2.0 | 3 | 1 | 1 | 1 | 0 | 2 | 2 | 0 | |
| Pomeranz | 0 | 1 | 18.00 | 1 | 1 | 0 | 0 | 0 | 2.0 | 5 | 4 | 4 | 2 | 0 | 1 | 1 | 0 | |
| Porcello | 0 | 0 | 4.50 | 2 | 1 | 0 | 0 | 0 | 4.0 | 5 | 2 | 2 | 0 | 1 | 3 | 4 | 1 | |
| Price | 0 | 0 | 0.00 | 2 | 0 | 0 | 0 | 0 | 6.2 | 5 | 0 | 0 | 0 | 0 | 2 | 6 | 0 | |
| Reed | 0 | 0 | 7.71 | 3 | 0 | 0 | 0 | 0 | 2.1 | 3 | 2 | 2 | 0 | 0 | 1 | 0 | 0 | |
| Rodriguez | 0 | 0 | - | 1 | 0 | 0 | 0 | 0 | 0.0 | 1 | 2 | 2 | 0 | 1 | 0 | 0 | 0 | |
| Sale | 0 | 2 | 8.38 | 2 | 1 | 0 | 0 | 0 | 9.2 | 13 | 9 | 9 | 4 | 0 | 1 | 12 | 0 | |
| Smith | 0 | 0 | 0.00 | 2 | 0 | 0 | 0 | 0 | 1.1 | 2 | 0 | 0 | 0 | 0 | 2 | 1 | 0 | |
| Red Sox | 1 | 3 | 6.35 | 4 | 4 | 0 | 0 | 0 | 34.0 | 49 | 24 | 24 | 8 | 3 | 14 | 30 | 4 | |
| Astros | 3 | 1 | 4.63 | 4 | 4 | 0 | 0 | 1 | 35.0 | 39 | 18 | 18 | 5 | 0 | 12 | 33 | 1 | |

Red Sox in the Postseason

Red Sox in the Postseason, Continued

2016 American League Division Series

(Indians 3, Red Sox 0)

Game 1

at CLEVELAND (Night) | Thursday, October 6

| | R | H | E |
|-----------|---|---|---|
| Boston | 1 | 0 | 1 |
| Cleveland | 0 | 1 | 3 |

PORCELLO (L), Pomeranz (5), Kelly (7), Uehara (8) and Leon Bauer, MILLER (5-W), Shaw (7), Allen (8-SV) and Pérez
 HR—Benintendi (1), Leon (1), Holt (1), Pérez (1), Kipnis (1), Lindor (1)
 T—3:33; A—37,762

Game 2

at CLEVELAND (Day) | Friday, October 7

| | R | H | E |
|-----------|---|---|---|
| Boston | 0 | 0 | 0 |
| Cleveland | 0 | 4 | 0 |

PRICE (L), Barnes (4), Ross (6), Ziegler (6), Kelly (7), Kimbrel (8) and Leon KLUBER (W), Otero (8), Shaw (9) and Pérez
 HR—Chisenhall (1)
 T—3:19; A—37,842

Game 3

at BOSTON (Night) | Monday, October 10

| | R | H | E |
|-----------|---|---|---|
| Cleveland | 0 | 0 | 0 |
| Boston | 0 | 0 | 0 |

TOMLIN (W), Miller (6), Shaw (8), Allen (8-SV) and Pérez
 BUCHHOLZ (L), Pomeranz (5), Kelly (6), Uehara (8), Kimbrel (9) and Leon HR—Crisp (1)
 T—3:41; A—39,530

2016 ALDS Statistics

| Batter | AVG | G | AB | R | H | 2B | 3B | HR | RBI | GW | SH | SF | HB | BB | SO | SB | CS | E |
|----------------|-------------|----------|-----------|-----------|-----------|----------|----------|----------|-----------|----------|----------|----------|----------|----------|-----------|----------|----------|----------|
| Benintendi | .333 | 3 | 9 | 1 | 3 | 1 | 0 | 1 | 2 | 0 | 0 | 0 | 0 | 1 | 0 | 0 | 0 | 0 |
| Betts | .200 | 3 | 10 | 1 | 2 | 1 | 0 | 0 | 0 | 0 | 0 | 0 | 0 | 2 | 1 | 0 | 0 | 0 |
| Bogaerts | .250 | 3 | 12 | 1 | 3 | 0 | 0 | 0 | 0 | 0 | 0 | 0 | 0 | 0 | 4 | 0 | 0 | 0 |
| Bradley Jr. | .100 | 3 | 10 | 0 | 1 | 0 | 0 | 0 | 0 | 0 | 0 | 0 | 1 | 0 | 7 | 0 | 0 | 0 |
| Hernandez | - | 2 | 0 | 0 | 0 | 0 | 0 | 0 | 0 | 0 | 0 | 0 | 0 | 0 | 0 | 0 | 0 | 0 |
| Hill | .000 | 1 | 1 | 0 | 0 | 0 | 0 | 0 | 0 | 0 | 0 | 0 | 0 | 0 | 1 | 0 | 0 | 0 |
| Holt | .400 | 3 | 10 | 1 | 4 | 1 | 0 | 1 | 1 | 0 | 0 | 0 | 0 | 0 | 2 | 0 | 0 | 0 |
| Leon | .100 | 3 | 10 | 1 | 1 | 0 | 0 | 1 | 1 | 0 | 0 | 0 | 0 | 1 | 5 | 0 | 0 | 0 |
| Ortiz | .111 | 3 | 9 | 0 | 1 | 1 | 0 | 0 | 1 | 0 | 0 | 1 | 0 | 2 | 1 | 0 | 0 | 0 |
| Pedroia | .167 | 3 | 12 | 2 | 2 | 1 | 0 | 0 | 0 | 0 | 0 | 0 | 0 | 2 | 5 | 0 | 0 | 1 |
| Ramirez | .250 | 3 | 12 | 0 | 3 | 2 | 0 | 0 | 2 | 0 | 0 | 0 | 0 | 0 | 4 | 0 | 0 | 0 |
| Shaw | .500 | 1 | 2 | 0 | 1 | 0 | 0 | 0 | 0 | 0 | 0 | 0 | 0 | 0 | 0 | 0 | 0 | 0 |
| Young | .000 | 1 | 1 | 0 | 0 | 0 | 0 | 0 | 0 | 0 | 0 | 0 | 0 | 1 | 0 | 0 | 0 | 0 |
| Red Sox | .214 | 3 | 98 | 7 | 21 | 7 | 0 | 3 | 7 | 0 | 1 | 1 | 1 | 8 | 31 | 0 | 0 | 1 |
| Indians | .271 | 3 | 96 | 15 | 26 | 3 | 0 | 5 | 15 | 3 | 2 | 1 | 1 | 6 | 30 | 1 | 1 | 0 |

| Pitcher | W | L | ERA | G | GS | CG | SHO | SV | IP | H | R | ER | HR | HB | BB | SO | WP |
|----------------|----------|----------|-------------|----------|----------|----------|----------|----------|-------------|-----------|-----------|-----------|----------|----------|----------|-----------|----------|
| Barnes | 0 | 0 | 0.00 | 1 | 0 | 0 | 0 | 0 | 1.2 | 3 | 1 | 0 | 0 | 0 | 0 | 1 | 0 |
| Buchholz | 0 | 1 | 4.50 | 1 | 1 | 0 | 0 | 0 | 4.0 | 6 | 2 | 2 | 0 | 0 | 1 | 4 | 0 |
| Kelly | 0 | 0 | 0.00 | 3 | 0 | 0 | 0 | 0 | 3.2 | 0 | 0 | 0 | 0 | 0 | 0 | 3 | 0 |
| Kimbrel | 0 | 0 | 0.00 | 2 | 0 | 0 | 0 | 0 | 1.1 | 0 | 0 | 0 | 0 | 0 | 0 | 3 | 0 |
| Pomeranz | 0 | 0 | 4.91 | 2 | 0 | 0 | 0 | 0 | 3.2 | 4 | 2 | 2 | 1 | 0 | 2 | 7 | 0 |
| Porcello | 0 | 1 | 10.38 | 1 | 1 | 0 | 0 | 0 | 4.1 | 6 | 5 | 5 | 3 | 1 | 0 | 6 | 0 |
| Price | 0 | 1 | 13.50 | 1 | 1 | 0 | 0 | 0 | 3.1 | 6 | 5 | 5 | 1 | 0 | 2 | 3 | 0 |
| Ross Jr. | 0 | 0 | 0.00 | 1 | 0 | 0 | 0 | 0 | 0.1 | 0 | 0 | 0 | 0 | 0 | 0 | 1 | 0 |
| Uehara | 0 | 0 | 0.00 | 2 | 0 | 0 | 0 | 0 | 2.0 | 1 | 0 | 0 | 0 | 0 | 0 | 1 | 0 |
| Ziegler | 0 | 0 | 0.00 | 1 | 0 | 0 | 0 | 0 | 0.2 | 0 | 0 | 0 | 0 | 0 | 1 | 1 | 0 |
| Red Sox | 0 | 3 | 5.04 | 3 | 3 | 0 | 0 | 0 | 25.0 | 26 | 15 | 14 | 5 | 1 | 6 | 30 | 0 |
| Indians | 3 | 0 | 2.33 | 3 | 3 | 0 | 1 | 2 | 27.0 | 21 | 7 | 7 | 3 | 1 | 8 | 31 | 0 |

Red Sox in the Postseason

Red Sox in the Postseason, Continued

2013 American League Division Series

(Red Sox 3, Rays 1)

Game 1

at BOSTON (Day) | Friday, October 4

| | R | H | E |
|-----------|---|---|---|
| Tampa Bay | 0 | 1 | 0 |
| Boston | 0 | 0 | 0 |

MOORE (L), W. Wright (5), Archer (5), Torres (7), J. Wright (8) and Lobaton
LESTER (W), Tazawa (8), Dempster (9) and Saltalamacchia
HR—Rodriguez (1), Zobrist (1)
T—3:33; A—38,177

Game 2

at BOSTON (Night) | Saturday, October 5

| | R | H | E |
|-----------|---|---|---|
| Tampa Bay | 0 | 1 | 0 |
| Boston | 2 | 0 | 2 |

PRICE (L), McGee (8) and Molina, Lobaton (6)
LACKEY (W), Breslow (6), Tazawa (8), Uehara (9-SV) and Ross
HR—Ortiz 2 (2)
T—3:14; A—38,705

Game 3

at TAMPA BAY (Night) | Monday, October 7

| | R | H | E |
|-----------|---|---|---|
| Boston | 1 | 0 | 0 |
| Tampa Bay | 0 | 0 | 0 |

Buchholz, Breslow (7), Tazawa (7), Morales (8), Workman (8), UEHARA (9-L)
and Saltalamacchia
Cobb, Torres (6), Peralta (7), McGee (8), RODNEY (9-W) and Molina, Lobaton (9)
HR—Longoria (1), Lobaton (1)
T—4:19; A—33,675

Game 4

at TAMPA BAY (Night) | Tuesday, October 8

| | R | H | E |
|-----------|---|---|---|
| Boston | 0 | 0 | 0 |
| Tampa Bay | 0 | 0 | 0 |

Peavy, BRESLOW (6-W), Tazawa (8), Uehara (8-SV) and Saltalamacchia, Ross (7)
Hellikson, J. Wright (2), Moore (3), Torres (5), McGEE (7-L), Peralta (7), Rodney (9),
Archer (9), W. Wright (9) and Lobaton, Molina (9)
HR—None
T—3:49; A—32,807

2013 ALDS Statistics

| Batter | AVG | G | AB | R | H | 2B | 3B | HR | RBI | GW | SH | SF | HB | BB | SO | SB | CS | E |
|----------------|-------------|----------|-------------|-----------|-----------|----------|----------|----------|-------------|-----------|-----------|-----------|----------|-----------|-----------|-----------|----------|----------|
| Berry | .000 | 1 | 0 | 0 | 0 | 0 | 0 | 0 | 0 | 0 | 0 | 0 | 0 | 0 | 0 | 1 | 0 | 0 |
| Bogaerts | .000 | 2 | 0 | 3 | 0 | 0 | 0 | 0 | 0 | 0 | 0 | 0 | 0 | 2 | 0 | 0 | 0 | 0 |
| Carp | .000 | 1 | 1 | 0 | 0 | 0 | 0 | 0 | 0 | 0 | 0 | 0 | 0 | 1 | 0 | 0 | 0 | 0 |
| Drew | .133 | 4 | 15 | 1 | 2 | 0 | 1 | 0 | 2 | 1 | 0 | 0 | 0 | 0 | 2 | 0 | 0 | 0 |
| Ellsbury | .500 | 4 | 18 | 7 | 9 | 2 | 0 | 0 | 2 | 0 | 0 | 0 | 0 | 1 | 2 | 4 | 0 | 0 |
| Gomes | .222 | 4 | 9 | 3 | 2 | 1 | 0 | 0 | 2 | 0 | 0 | 0 | 0 | 2 | 1 | 0 | 0 | 0 |
| Middlebrooks | .231 | 4 | 13 | 1 | 3 | 1 | 0 | 0 | 1 | 0 | 0 | 0 | 0 | 3 | 4 | 0 | 0 | 0 |
| Napoli | .154 | 4 | 13 | 1 | 2 | 1 | 0 | 0 | 1 | 0 | 0 | 0 | 0 | 4 | 4 | 0 | 0 | 0 |
| Nava | .200 | 2 | 5 | 0 | 1 | 0 | 0 | 0 | 0 | 0 | 0 | 0 | 0 | 2 | 2 | 0 | 1 | 0 |
| Ortiz | .385 | 4 | 13 | 4 | 5 | 1 | 0 | 2 | 3 | 0 | 0 | 0 | 0 | 5 | 2 | 0 | 0 | 0 |
| Pedroia | .235 | 4 | 17 | 2 | 4 | 1 | 0 | 0 | 5 | 1 | 0 | 2 | 0 | 0 | 3 | 0 | 0 | 0 |
| Ross | .200 | 2 | 5 | 1 | 1 | 1 | 0 | 0 | 0 | 0 | 0 | 0 | 0 | 2 | 0 | 0 | 0 | 0 |
| Saltalamacchia | .300 | 3 | 10 | 1 | 3 | 1 | 0 | 0 | 3 | 0 | 0 | 0 | 0 | 1 | 7 | 0 | 0 | 0 |
| Victorino | .429 | 4 | 14 | 2 | 6 | 0 | 0 | 0 | 2 | 1 | 1 | 0 | 4 | 0 | 3 | 1 | 0 | 0 |
| Red Sox | .286 | 4 | 133 | 26 | 38 | 9 | 1 | 2 | 22 | 3 | 1 | 2 | 4 | 20 | 33 | 6 | 1 | 0 |
| Rays | .225 | 4 | 129 | 12 | 29 | 5 | 1 | 4 | 12 | 1 | 0 | 1 | 2 | 11 | 33 | 1 | 0 | 3 |
| Pitcher | W | L | ERA | G | GS | CG | SHO | SV | IP | H | R | ER | HR | HB | BB | SO | WP | |
| Breslow | 1 | 0 | 0.00 | 3 | 0 | 0 | 0 | 0 | 3.2 | 2 | 0 | 0 | 0 | 1 | 1 | 4 | 0 | |
| Buchholz | 0 | 0 | 4.50 | 1 | 1 | 0 | 0 | 0 | 6.0 | 7 | 3 | 3 | 1 | 0 | 3 | 5 | 0 | |
| Dempster | 0 | 0 | 0.00 | 1 | 0 | 0 | 0 | 0 | 1.0 | 1 | 0 | 0 | 0 | 0 | 0 | 2 | 0 | |
| Lackey | 1 | 0 | 6.75 | 1 | 1 | 0 | 0 | 0 | 5.1 | 7 | 4 | 4 | 0 | 1 | 3 | 6 | 0 | |
| Lester | 1 | 0 | 2.35 | 1 | 1 | 0 | 0 | 0 | 7.2 | 3 | 2 | 2 | 2 | 0 | 3 | 7 | 0 | |
| Morales | 0 | 0 | 27.00 | 1 | 0 | 0 | 0 | 0 | 0.1 | 1 | 1 | 1 | 0 | 0 | 1 | 0 | 0 | |
| Peavy | 0 | 0 | 1.59 | 1 | 1 | 0 | 0 | 0 | 5.2 | 5 | 1 | 1 | 0 | 0 | 0 | 3 | 0 | |
| Tazawa | 0 | 0 | 0.00 | 4 | 0 | 0 | 0 | 0 | 2.1 | 1 | 0 | 0 | 0 | 0 | 0 | 2 | 1 | |
| Uehara | 0 | 1 | 3.00 | 3 | 0 | 0 | 0 | 2 | 3.0 | 1 | 1 | 1 | 1 | 0 | 0 | 4 | 0 | |
| Workman | 0 | 0 | 0.00 | 1 | 0 | 0 | 0 | 0 | 0.2 | 1 | 0 | 0 | 0 | 0 | 0 | 0 | 0 | |
| Red Sox | 3 | 1 | 3.03 | 4 | 4 | 0 | 0 | 2 | 35.2 | 29 | 12 | 12 | 4 | 2 | 11 | 33 | 1 | |
| Rays | 1 | 3 | 6.35 | 4 | 4 | 0 | 0 | 0 | 34.0 | 38 | 26 | 24 | 2 | 4 | 20 | 33 | 4 | |

Red Sox in the Postseason

Red Sox in the Postseason, Continued

2013 American League Championship Series

(Red Sox 4, Tigers 2)

Game 1

at BOSTON (Night) | Saturday, October 12

| | R | H | E |
|---------|---|---|---|
| Detroit | 0 | 0 | 0 |
| Boston | 1 | 9 | 0 |

SANCHEZ (W), Albuquerque (7), Veras (8), Smyly (8), Benoit (9-SV) and Avila LESTER (L), Tazawa (7), Breslow (8), Uehara (9) and Ross, Saltalamacchia (8)

HR—None

T—3:56; A—38,210

Game 2

at BOSTON (Night) | Sunday, October 13

| | R | H | E |
|---------|---|---|---|
| Detroit | 0 | 1 | 0 |
| Boston | 5 | 8 | 1 |

Scherzer, Veras (8), Smyly (8), Alburquerque (8), Benoit (8), PORCELLO (9-L) and Avila

Buchholz, Workman (6), Doubront (7), UEHARA (9-W) and Saltalamacchia

HR—Cabrera (1), Avila (1), Ortiz (1)

T—3:28; A—38,029

Game 3

at DETROIT (Day) | Tuesday, October 15

| | R | H | E |
|---------|---|---|---|
| Boston | 1 | 4 | 0 |
| Detroit | 0 | 6 | 1 |

LACKEY (W), Breslow (7), Tazawa (8), Uehara (8-SV) and Saltalamacchia

VERLANDER (L), Veras (9), Coke (9), Alburquerque (9) and Avila

HR—Napoli (1)

T—3:20 (0:17 delay); A—42,327

Game 4

at DETROIT (Night) | Wednesday, October 16

| | R | H | E |
|---------|---|----|---|
| Boston | 0 | 0 | 0 |
| Detroit | 3 | 12 | 0 |

PEAVY (L), Workman (4), Dempster (6), Morales (7), Doubront (8) and Saltalamacchia

FISTER (W), Coke (7), Alburquerque (7), Smyly (7), Benoit (9) and Avila

HR—None

T—3:27; A—42,765

Game 5

at DETROIT (Night) | Thursday, October 17

| | R | H | E |
|---------|---|----|---|
| Boston | 0 | 3 | 1 |
| Detroit | 4 | 10 | 0 |

LESTER (W), Tazawa (6), Breslow (7), Uehara (8-SV) and Ross

SANCHEZ (L), Coke (7), Veras (7), Alburquerque (9) and Avila, Pena (5)

HR—Napoli (2)

T—3:47; A—42,669

Game 6

at BOSTON (Night) | Saturday, October 19

| | R | H | E |
|---------|---|---|---|
| Detroit | 0 | 0 | 0 |
| Boston | 5 | 5 | 1 |

SCHERZER (L), Smyly (7), Veras (7), Coke (7), Alburquerque (8) and Avila

Buchholz, Morales (6), Workman (6), TAZAWA (7-W), Breslow (8), Uehara (9-SV)

and Saltalamacchia

HR—Victorino (1)

T—3:52; A—38,823

2013 ALCS Statistics

| Batter | AVG | G | AB | R | H | 2B | 3B | HR | RBI | GW | SH | SF | HB | BB | SO | SB | CS | E |
|----------------|-------------|----------|------------|-----------|-----------|-----------|----------|----------|-----------|----------|----------|----------|----------|-----------|-----------|----------|----------|----------|
| Berry | .000 | 1 | 0 | 0 | 0 | 0 | 0 | 0 | 0 | 0 | 0 | 0 | 0 | 0 | 0 | 1 | 0 | 0 |
| Bogaerts | .500 | 4 | 6 | 4 | 3 | 3 | 0 | 0 | 0 | 0 | 0 | 0 | 0 | 3 | 1 | 0 | 0 | 0 |
| Carp | .000 | 3 | 5 | 0 | 0 | 0 | 0 | 0 | 0 | 0 | 0 | 0 | 0 | 0 | 2 | 0 | 0 | 0 |
| Drew | .050 | 6 | 20 | 0 | 1 | 0 | 0 | 0 | 0 | 0 | 0 | 0 | 0 | 1 | 10 | 0 | 0 | 1 |
| Ellsbury | .318 | 6 | 22 | 3 | 7 | 1 | 1 | 0 | 3 | 0 | 0 | 0 | 0 | 4 | 6 | 2 | 1 | 0 |
| Gomes | .188 | 5 | 16 | 3 | 3 | 1 | 0 | 0 | 0 | 0 | 0 | 0 | 0 | 7 | 0 | 0 | 0 | 0 |
| Middlebrooks | .100 | 5 | 10 | 1 | 1 | 1 | 0 | 0 | 0 | 0 | 0 | 0 | 0 | 5 | 0 | 0 | 0 | 0 |
| Napoli | .300 | 6 | 20 | 4 | 6 | 2 | 0 | 2 | 2 | 2 | 0 | 0 | 0 | 1 | 11 | 0 | 0 | 0 |
| Nava | .333 | 2 | 6 | 0 | 2 | 0 | 0 | 0 | 0 | 0 | 0 | 0 | 0 | 1 | 3 | 0 | 0 | 0 |
| Ortiz | .091 | 6 | 22 | 1 | 2 | 0 | 0 | 1 | 4 | 0 | 0 | 0 | 0 | 3 | 4 | 0 | 0 | 0 |
| Pedroia | .273 | 6 | 22 | 1 | 6 | 1 | 0 | 0 | 1 | 0 | 0 | 0 | 0 | 4 | 6 | 1 | 0 | 0 |
| Ross | .500 | 2 | 4 | 0 | 2 | 1 | 0 | 0 | 1 | 0 | 1 | 0 | 0 | 1 | 1 | 0 | 0 | 0 |
| Saltalamacchia | .188 | 5 | 16 | 0 | 3 | 0 | 0 | 0 | 2 | 1 | 0 | 0 | 0 | 0 | 8 | 0 | 0 | 0 |
| Victorino | .125 | 6 | 24 | 2 | 3 | 1 | 0 | 1 | 5 | 1 | 0 | 0 | 2 | 0 | 9 | 1 | 0 | 1 |
| Red Sox | .202 | 6 | 193 | 19 | 39 | 11 | 1 | 4 | 18 | 4 | 1 | 0 | 2 | 18 | 73 | 5 | 1 | 3 |
| Tigers | .254 | 6 | 197 | 18 | 50 | 9 | 0 | 2 | 17 | 2 | 2 | 0 | 4 | 18 | 42 | 2 | 0 | 4 |

| Pitcher | W | L | ERA | G | GS | CG | SHO | SV | IP | H | R | ER | HR | HB | BB | SO | WP |
|----------------|----------|----------|-------------|----------|----------|----------|----------|----------|-------------|-----------|-----------|-----------|----------|----------|-----------|-----------|----------|
| Breslow | 0 | 0 | 0.00 | 4 | 0 | 0 | 0 | 0 | 3.1 | 1 | 0 | 0 | 0 | 0 | 4 | 2 | 0 |
| Buchholz | 0 | 0 | 5.91 | 2 | 2 | 0 | 0 | 0 | 10.2 | 12 | 7 | 7 | 2 | 1 | 2 | 10 | 1 |
| Dempster | 0 | 0 | 0.00 | 1 | 0 | 0 | 0 | 0 | 1.0 | 1 | 0 | 0 | 0 | 0 | 0 | 0 | 0 |
| Doubront | 0 | 0 | 0.00 | 2 | 0 | 0 | 0 | 0 | 2.1 | 1 | 0 | 0 | 0 | 1 | 2 | 1 | 0 |
| Lackey | 1 | 0 | 0.00 | 1 | 1 | 0 | 0 | 0 | 6.2 | 4 | 0 | 0 | 0 | 0 | 0 | 8 | 0 |
| Lester | 1 | 1 | 2.31 | 2 | 2 | 0 | 0 | 0 | 11.2 | 13 | 3 | 3 | 0 | 2 | 4 | 7 | 0 |
| Morales | 0 | 0 | 0.00 | 2 | 0 | 0 | 0 | 0 | 1.0 | 2 | 0 | 0 | 0 | 0 | 1 | 0 | 0 |
| Peavy | 0 | 1 | 21.00 | 1 | 1 | 0 | 0 | 0 | 3.0 | 5 | 7 | 7 | 0 | 0 | 3 | 1 | 0 |
| Tazawa | 1 | 0 | 3.38 | 4 | 0 | 0 | 0 | 0 | 2.2 | 4 | 1 | 1 | 0 | 0 | 0 | 1 | 0 |
| Uehara | 1 | 0 | 0.00 | 5 | 0 | 0 | 0 | 3 | 6.0 | 4 | 0 | 0 | 0 | 0 | 0 | 9 | 0 |
| Workman | 0 | 0 | 0.00 | 3 | 0 | 0 | 0 | 0 | 4.2 | 3 | 0 | 0 | 0 | 0 | 2 | 3 | 0 |
| Red Sox | 4 | 2 | 3.06 | 6 | 6 | 0 | 1 | 3 | 53.0 | 50 | 18 | 18 | 2 | 4 | 18 | 42 | 1 |
| Tigers | 2 | 4 | 2.77 | 6 | 6 | 0 | 1 | 1 | 52.0 | 39 | 19 | 16 | 4 | 2 | 18 | 73 | 6 |

Red Sox in the Postseason

Red Sox in the Postseason, Continued

2013 World Series

(Red Sox 4, Cardinals 2)

Game 1

at BOSTON (Night) | Wednesday, October 23

| | R | H | E |
|-----------|---|---|---|
| St. Louis | 0 | 0 | 0 |
| Boston | 3 | 2 | 0 |

WAINWRIGHT (L), Axford (6), Choate (7), Maness (7), Siegrist (7), Martinez (8) and Molina
 LESTER (W), Tazawa (8), Dempster (9) and Ross
 HR—Ortiz (1), Holliday (1)
 T—3:17; A—38,345

Game 2

at BOSTON (Night) | Thursday, October 24

| | R | H | E |
|-----------|---|---|---|
| St. Louis | 0 | 0 | 0 |
| Boston | 0 | 0 | 0 |

WACHA (W), Martinez (7), Rosenthal (9-SV) and Molina
 LACKEY (L), Breslow (7), Tazawa (7), Workman (8), Uehara (9) and Saltalamacchia
 HR—Ortiz (2)
 T—3:05; A—38,436

Game 3

at ST. LOUIS (Night) | Saturday, October 26

| | R | H | E |
|-----------|---|---|---|
| Boston | 0 | 0 | 0 |
| St. Louis | 2 | 0 | 0 |

Peavy, Doubont (5), Breslow (7), Tazawa (7), WORKMAN (8-L), Uehara (9) and Saltalamacchia
 Kelly, Choate (6), Maness (6), Siegrist (7), Martinez (8), ROSENTHAL (8-W) and Molina
 HR—None
 T—3:54; A—47,432

Game 4

at ST. LOUIS (Night) | Sunday, October 27

| | R | H | E |
|-----------|---|---|---|
| Boston | 0 | 0 | 0 |
| St. Louis | 0 | 0 | 0 |

Buchholz, DOUBRONT (5-W), Breslow (7), Tazawa (7), Lackey (8), Uehara (9-SV) and Ross
 LYNN (L), Maness (6), Choate (7), Siegrist (8), Axford (8) and Molina
 HR—Gomes (1)
 T—3:34; A—47,469

Game 5

at ST. LOUIS (Night) | Monday, October 28

| | R | H | E |
|-----------|---|---|---|
| Boston | 1 | 0 | 0 |
| St. Louis | 0 | 0 | 0 |

LESTER (W), Uehara (8-SV) and Ross
 WAINWRIGHT (L), Martinez (8), Rosenthal (9) and Molina
 HR—Holliday (2)
 T—2:52; A—47,436

Game 6

at BOSTON (Night) | Wednesday, October 30

| | R | H | E |
|-----------|---|---|---|
| St. Louis | 0 | 0 | 0 |
| Boston | 0 | 0 | 0 |

WACHA (L), Lynn (4), Maness (4), Siegrist (5), Martinez (6), Choate (8), Rosenthal (8) and Molina
 LACKEY (W), Tazawa (7), Workman (8), Uehara (9) and Ross
 HR—Drew (1)
 T—3:15; A—38,447

2013 World Series Statistics

| Batter | AVG | G | AB | R | H | 2B | 3B | HR | RBI | GW | SH | SF | HB | BB | SO | SB | CS | E |
|------------------|-------------|----------|------------|-----------|-----------|----------|----------|----------|-----------|----------|----------|----------|----------|-----------|-----------|----------|----------|----------|
| Berry | .000 | 1 | 0 | 0 | 0 | 0 | 0 | 0 | 0 | 0 | 0 | 0 | 0 | 0 | 1 | 0 | 0 | 0 |
| Bogaerts | .238 | 6 | 21 | 2 | 5 | 0 | 1 | 0 | 2 | 0 | 0 | 1 | 0 | 1 | 8 | 0 | 0 | 1 |
| Carp | .000 | 2 | 2 | 0 | 0 | 0 | 0 | 0 | 1 | 0 | 0 | 0 | 0 | 0 | 0 | 0 | 0 | 0 |
| Drew | .158 | 6 | 19 | 3 | 3 | 0 | 0 | 1 | 2 | 0 | 0 | 1 | 0 | 1 | 7 | 0 | 0 | 0 |
| Ellsbury | .250 | 6 | 24 | 4 | 6 | 1 | 0 | 0 | 1 | 0 | 0 | 0 | 0 | 2 | 6 | 0 | 0 | 2 |
| Gomes | .118 | 6 | 17 | 2 | 2 | 0 | 0 | 1 | 3 | 1 | 0 | 0 | 1 | 3 | 4 | 0 | 0 | 1 |
| Middlebrooks | .000 | 1 | 2 | 0 | 0 | 0 | 0 | 0 | 0 | 0 | 0 | 0 | 0 | 0 | 1 | 0 | 0 | 1 |
| Napoli | .154 | 5 | 13 | 0 | 2 | 1 | 0 | 0 | 4 | 1 | 0 | 0 | 0 | 1 | 6 | 0 | 0 | 0 |
| Nava | .143 | 5 | 14 | 1 | 2 | 1 | 0 | 0 | 2 | 0 | 0 | 0 | 0 | 0 | 4 | 0 | 0 | 0 |
| Ortiz | .688 | 6 | 16 | 7 | 11 | 2 | 0 | 2 | 6 | 0 | 0 | 1 | 0 | 8 | 1 | 0 | 0 | 0 |
| Pedroia | .208 | 6 | 24 | 5 | 5 | 2 | 0 | 0 | 1 | 0 | 0 | 0 | 0 | 1 | 4 | 0 | 0 | 1 |
| Ross | .188 | 4 | 16 | 1 | 3 | 1 | 0 | 0 | 1 | 1 | 0 | 0 | 0 | 0 | 8 | 0 | 0 | 0 |
| Saltalamacchia | .000 | 2 | 6 | 0 | 0 | 0 | 0 | 0 | 0 | 0 | 0 | 0 | 0 | 2 | 4 | 0 | 0 | 1 |
| Victorino | .154 | 4 | 13 | 2 | 2 | 1 | 0 | 0 | 4 | 1 | 0 | 0 | 1 | 2 | 2 | 0 | 0 | 0 |
| Buchholz | .000 | 1 | 1 | 0 | 0 | 0 | 0 | 0 | 0 | 0 | 0 | 0 | 0 | 0 | 1 | 0 | 0 | 0 |
| Doubont | .000 | 2 | 1 | 0 | 0 | 0 | 0 | 0 | 0 | 0 | 0 | 0 | 0 | 0 | 1 | 0 | 0 | 0 |
| Lester | .000 | 2 | 3 | 0 | 0 | 0 | 0 | 0 | 0 | 0 | 0 | 0 | 0 | 0 | 1 | 0 | 0 | 0 |
| Peavy | .000 | 1 | 1 | 0 | 0 | 0 | 0 | 0 | 0 | 0 | 0 | 0 | 0 | 0 | 0 | 0 | 0 | 0 |
| Workman | .000 | 3 | 1 | 0 | 0 | 0 | 0 | 0 | 0 | 0 | 0 | 0 | 0 | 0 | 1 | 0 | 0 | 0 |
| Red Sox | .211 | 6 | 194 | 27 | 41 | 9 | 1 | 4 | 27 | 4 | 0 | 3 | 2 | 21 | 59 | 1 | 0 | 8 |
| Cardinals | .224 | 6 | 201 | 14 | 45 | 7 | 1 | 2 | 12 | 0 | 2 | 1 | 1 | 13 | 43 | 3 | 0 | 5 |

| Pitcher | W | L | ERA | G | GS | CG | SHO | SV | IP | H | R | ER | HR | HB | BB | SO | WP |
|------------------|----------|----------|-------------|----------|----------|----------|----------|----------|-------------|-----------|-----------|-----------|----------|----------|-----------|-----------|----------|
| Breslow | 0 | 0 | 54.00 | 3 | 0 | 0 | 0 | 0 | 0.1 | 3 | 3 | 2 | 0 | 1 | 2 | 0 | 0 |
| Buchholz | 0 | 0 | 0.00 | 1 | 1 | 0 | 0 | 0 | 4.0 | 3 | 1 | 0 | 0 | 0 | 3 | 2 | 1 |
| Dempster | 0 | 0 | 9.00 | 1 | 0 | 0 | 0 | 0 | 1.0 | 2 | 1 | 1 | 1 | 0 | 0 | 1 | 0 |
| Doubont | 1 | 0 | 1.93 | 2 | 0 | 0 | 0 | 0 | 4.2 | 2 | 1 | 1 | 0 | 0 | 1 | 3 | 0 |
| Lackey | 1 | 1 | 2.57 | 3 | 2 | 0 | 0 | 0 | 14.0 | 14 | 4 | 4 | 0 | 0 | 3 | 11 | 3 |
| Lester | 2 | 0 | 0.59 | 2 | 2 | 0 | 0 | 0 | 15.1 | 9 | 1 | 1 | 1 | 0 | 1 | 15 | 0 |
| Peavy | 0 | 0 | 4.50 | 1 | 1 | 0 | 0 | 0 | 4.0 | 6 | 2 | 2 | 0 | 0 | 1 | 4 | 0 |
| Tazawa | 0 | 0 | 0.00 | 5 | 0 | 0 | 0 | 0 | 2.1 | 1 | 0 | 0 | 0 | 0 | 1 | 3 | 0 |
| Uehara | 0 | 0 | 0.00 | 5 | 0 | 0 | 0 | 2 | 4.2 | 2 | 0 | 0 | 0 | 0 | 0 | 3 | 0 |
| Workman | 0 | 1 | 0.00 | 3 | 0 | 0 | 0 | 0 | 3.1 | 3 | 1 | 0 | 0 | 0 | 1 | 1 | 0 |
| Red Sox | 4 | 2 | 1.84 | 6 | 6 | 0 | 0 | 2 | 53.2 | 45 | 14 | 11 | 2 | 1 | 13 | 43 | 4 |
| Cardinals | 2 | 4 | 3.98 | 6 | 6 | 0 | 0 | 1 | 52.0 | 41 | 27 | 23 | 4 | 2 | 21 | 59 | 1 |

Red Sox in the Postseason

Red Sox in the Postseason, Continued

2009 American League Division Series

(Angels 3, Red Sox 0)

Game 1

at ANAHEIM (Night) | Thursday, October 8

| | R | H | E |
|-------------|---|---|---|
| Boston | 0 | 0 | 0 |
| Los Angeles | 5 | 7 | 1 |

LESTER (L), Ramirez (7), Saito (7), Bard (8) and Martinez LACKEY (W), Oliver (8), and Napoli

HR—Hunter (1)

T—3:09; A—45,070

Game 2

at ANAHEIM (Night) | Friday, October 9

| | R | H | E |
|-------------|---|---|---|
| Boston | 0 | 0 | 0 |
| Los Angeles | 4 | 6 | 0 |

BECKETT (L), Wagner (7), Papelbon (8), and Martinez

WEAVER (W), Oliver (8), Jepsen (8), Fuentes (9-SV) and Napoli

HR—None

T—3:11; A—45,223

Game 3

at BOSTON (Day) | Sunday, October 11

| | R | H | E |
|-------------|---|---|---|
| Los Angeles | 0 | 0 | 0 |
| Boston | 6 | 7 | 1 |

Kazmir, Bulger (7), Jepsen (8), OLIVER (8-W), Fuentes (9-SV) and Napoli, Mathis (9)

Buchholz, Bard (6), Wagner (8), PAPELBON (8-L), Okajima (9) and Martinez

HR—Morales (1), Drew (1)

T—3:49; A—38,704

2009 ALDS Statistics

| Batter | AVG | G | AB | R | H | 2B | 3B | HR | RBI | GW | SH | SF | HB | BB | SO | SB | CS | E |
|----------------|-------------|----------|-----------|-----------|-----------|----------|----------|----------|-----------|----------|----------|----------|----------|-----------|-----------|----------|----------|----------|
| Anderson | — | 1 | 0 | 0 | 0 | 0 | 0 | 0 | 0 | 0 | 0 | 0 | 0 | 0 | 0 | 0 | 0 | 0 |
| Bay | .125 | 3 | 8 | 0 | 1 | 0 | 0 | 0 | 0 | 0 | 0 | 0 | 0 | 3 | 3 | 0 | 0 | 1 |
| Drew | .222 | 3 | 9 | 1 | 2 | 0 | 0 | 1 | 2 | 0 | 0 | 0 | 0 | 1 | 1 | 0 | 0 | 0 |
| Ellsbury | .250 | 3 | 12 | 2 | 3 | 0 | 1 | 0 | 0 | 0 | 0 | 0 | 0 | 0 | 2 | 0 | 0 | 0 |
| Gathright | — | 1 | 0 | 1 | 0 | 0 | 0 | 0 | 0 | 0 | 0 | 0 | 0 | 0 | 1 | 0 | 0 | 0 |
| Gonzalez | .167 | 3 | 6 | 1 | 1 | 0 | 0 | 0 | 0 | 0 | 0 | 0 | 0 | 1 | 1 | 0 | 0 | 1 |
| Kotchman | .000 | 3 | 1 | 0 | 0 | 0 | 0 | 0 | 0 | 0 | 0 | 0 | 0 | 0 | 0 | 0 | 0 | 0 |
| Lowell | .200 | 3 | 10 | 1 | 2 | 0 | 0 | 0 | 1 | 0 | 0 | 0 | 0 | 1 | 0 | 0 | 0 | 1 |
| Lowrie | .000 | 3 | 2 | 0 | 0 | 0 | 0 | 0 | 0 | 0 | 0 | 0 | 0 | 0 | 1 | 0 | 0 | 0 |
| Martinez | .182 | 3 | 11 | 0 | 2 | 0 | 0 | 0 | 2 | 0 | 0 | 0 | 0 | 1 | 2 | 0 | 0 | 0 |
| Ortiz | .083 | 3 | 12 | 0 | 1 | 0 | 0 | 0 | 0 | 0 | 0 | 0 | 0 | 0 | 4 | 0 | 0 | 0 |
| Pedroia | .167 | 3 | 12 | 1 | 2 | 1 | 0 | 0 | 2 | 0 | 0 | 0 | 0 | 1 | 0 | 0 | 0 | 0 |
| Varitek | — | 0 | 0 | 0 | 0 | 0 | 0 | 0 | 0 | 0 | 0 | 0 | 0 | 0 | 0 | 0 | 0 | 0 |
| Youkilis | .083 | 3 | 12 | 0 | 1 | 1 | 0 | 0 | 0 | 0 | 0 | 0 | 0 | 0 | 2 | 0 | 0 | 1 |
| Red Sox | .158 | 3 | 95 | 7 | 15 | 2 | 1 | 1 | 7 | 0 | 0 | 0 | 0 | 8 | 16 | 1 | 0 | 4 |
| Angels | .258 | 3 | 93 | 16 | 24 | 6 | 1 | 2 | 14 | 3 | 2 | 1 | 3 | 10 | 18 | 3 | 1 | 1 |

| Pitcher | W | L | ERA | G | GS | CG | SHO | SV | IP | H | R | ER | HR | HB | BB | SO | WP |
|----------------|----------|----------|-------------|----------|----------|----------|----------|----------|-------------|-----------|-----------|-----------|----------|----------|-----------|-----------|----------|
| Bard | 0 | 0 | 0.00 | 2 | 0 | 0 | 0 | 0 | 3.0 | 0 | 0 | 0 | 0 | 0 | 0 | 4 | 0 |
| Beckett | 0 | 1 | 5.40 | 1 | 1 | 0 | 0 | 0 | 6.2 | 5 | 4 | 4 | 0 | 1 | 1 | 3 | 0 |
| Buchholz | 0 | 0 | 3.60 | 1 | 1 | 0 | 0 | 0 | 5.0 | 6 | 2 | 2 | 1 | 1 | 1 | 3 | 0 |
| Byrd | 0 | 0 | — | 0 | 0 | 0 | 0 | 0 | 0.0 | 0 | 0 | 0 | 0 | 0 | 0 | 0 | 0 |
| Lester | 0 | 1 | 4.50 | 1 | 1 | 0 | 0 | 0 | 6.0 | 4 | 3 | 3 | 1 | 0 | 4 | 5 | 0 |
| Matsuzaka | 0 | 0 | — | 0 | 0 | 0 | 0 | 0 | 0.0 | 0 | 0 | 0 | 0 | 0 | 0 | 0 | 0 |
| Okajima | 0 | 0 | 0.00 | 1 | 0 | 0 | 0 | 0 | 0.1 | 0 | 0 | 0 | 0 | 0 | 0 | 0 | 0 |
| Papelbon | 0 | 1 | 13.50 | 2 | 0 | 0 | 0 | 0 | 2.0 | 4 | 3 | 3 | 0 | 0 | 2 | 1 | 0 |
| Ramirez | 0 | 0 | — | 1 | 0 | 0 | 0 | 0 | 0.0 | 1 | 2 | 2 | 0 | 1 | 1 | 0 | 0 |
| Saito | 0 | 0 | 0.00 | 1 | 0 | 0 | 0 | 0 | 1.0 | 2 | 0 | 0 | 0 | 0 | 0 | 0 | 0 |
| Wagner | 0 | 0 | 18.00 | 2 | 0 | 0 | 0 | 0 | 1.0 | 2 | 2 | 2 | 0 | 0 | 1 | 2 | 0 |
| Red Sox | 0 | 3 | 5.76 | 3 | 3 | 0 | 0 | 0 | 25.0 | 24 | 16 | 16 | 2 | 3 | 10 | 18 | 0 |
| Angels | 3 | 0 | 2.33 | 3 | 3 | 0 | 1 | 2 | 27.0 | 15 | 7 | 7 | 1 | 0 | 8 | 16 | 1 |

Red Sox in the Postseason

Red Sox in the Postseason, Continued

2008 American League Division Series

(Red Sox 3, Angels 1)

Game 1

at ANAHEIM (Night) | Wednesday, October 1

| | R | H | E |
|-------------|---|---|---|
| Boston | 0 | 0 | 2 |
| Los Angeles | 0 | 0 | 0 |

LESTER (W), Masterson (8), Papelbon (9-5V) and Varitek
LACKEY (L), Oliver (7), Shields (8), Arredondo (9) and Napoli
HR—Bay (1)
T—3:14; A—44,996

Game 2

at ANAHEIM (Night) | Friday, October 3

| | R | H | E |
|-------------|---|---|---|
| Boston | 4 | 0 | 0 |
| Los Angeles | 1 | 0 | 0 |

Matsuzaka, Okajima (6), Masterson (7), PAPERBON (8-W) and Varitek
Santana, Arredondo (6), Shields (8), RODRIGUEZ (8-L) and Mathis, Napoli (6)
HR—Bay (2), Drew (1)
T—3:51; A—45,354

Game 3

at BOSTON (Night) | Sunday, October 5

| | R | H | E |
|-------------|---|---|---|
| Los Angeles | 1 | 0 | 2 |
| Boston | 0 | 3 | 0 |

Saunders, Arredondo (5), Oliver (7), Shields (7), Rodriguez (10), WEAVER (11-W) and Napoli
Beckett, Delcarmen (6), Okajima (7), Masterson (8), Papelbon (10), LOPEZ (12-L) and Varitek, Cash (10), Ross (12)
HR—Napoli 2 (2)
T—5:19; A—39,067

Game 4

at BOSTON (Night) | Monday, October 6

| | R | H | E |
|-------------|---|---|---|
| Los Angeles | 0 | 0 | 0 |
| Boston | 0 | 0 | 0 |

Lackey, SHIELDS (8-L) and Napoli
Lester, Okajima (8), Masterson (8), DELCARMEN (9-W) and Varitek
HR—None
T—2:50; A—38,785

2008 ALDS Statistics

| Batter | AVG | G | AB | R | H | 2B | 3B | HR | RBI | GW | SH | SF | HB | BB | SO | SB | CS | E |
|----------------|-------------|----------|-------------|-----------|-----------|-----------|----------|----------|-------------|-----------|-----------|-----------|----------|-----------|-----------|-----------|----------|----------|
| Bay | .412 | 4 | 17 | 3 | 7 | 2 | 0 | 2 | 5 | 1 | 0 | 0 | 0 | 2 | 4 | 0 | 0 | 0 |
| Casey | — | 0 | 0 | 0 | 0 | 0 | 0 | 0 | 0 | 0 | 0 | 0 | 0 | 0 | 0 | 0 | 0 | 0 |
| Cash | — | 1 | 0 | 0 | 0 | 0 | 0 | 0 | 0 | 0 | 0 | 0 | 0 | 0 | 0 | 0 | 0 | 0 |
| Cora | .250 | 2 | 4 | 1 | 1 | 1 | 0 | 0 | 0 | 0 | 0 | 0 | 0 | 1 | 1 | 0 | 0 | 0 |
| Crisp | .250 | 2 | 4 | 2 | 1 | 0 | 0 | 0 | 0 | 0 | 0 | 0 | 0 | 1 | 0 | 1 | 0 | 0 |
| Drew | .286 | 4 | 14 | 2 | 4 | 1 | 0 | 1 | 3 | 1 | 0 | 0 | 0 | 4 | 0 | 0 | 0 | 0 |
| Ellsbury | .333 | 4 | 18 | 2 | 6 | 3 | 0 | 0 | 6 | 0 | 0 | 0 | 0 | 2 | 2 | 3 | 1 | 0 |
| Kotsay | .300 | 3 | 10 | 1 | 3 | 0 | 0 | 0 | 0 | 0 | 0 | 0 | 0 | 1 | 0 | 0 | 0 | 0 |
| Lowell | .000 | 2 | 8 | 0 | 0 | 0 | 0 | 0 | 0 | 0 | 0 | 0 | 0 | 1 | 3 | 0 | 0 | 0 |
| Lowrie | .364 | 3 | 11 | 2 | 4 | 0 | 0 | 0 | 1 | 1 | 0 | 0 | 1 | 1 | 3 | 0 | 0 | 1 |
| Ortiz | .235 | 4 | 17 | 1 | 4 | 1 | 0 | 0 | 1 | 0 | 0 | 0 | 0 | 3 | 4 | 0 | 0 | 0 |
| Pedroia | .059 | 4 | 17 | 0 | 1 | 1 | 0 | 0 | 1 | 0 | 0 | 0 | 1 | 2 | 2 | 0 | 0 | 0 |
| Ross | — | 1 | 0 | 0 | 0 | 0 | 0 | 0 | 0 | 0 | 0 | 0 | 0 | 0 | 0 | 0 | 0 | 0 |
| Varitek | .214 | 4 | 14 | 2 | 3 | 0 | 0 | 0 | 0 | 0 | 1 | 0 | 0 | 0 | 1 | 0 | 0 | 0 |
| Velazquez | — | 0 | 0 | 0 | 0 | 0 | 0 | 0 | 0 | 0 | 0 | 0 | 0 | 0 | 0 | 0 | 0 | 0 |
| Youkilis | .222 | 4 | 18 | 2 | 4 | 1 | 0 | 0 | 1 | 0 | 0 | 0 | 0 | 2 | 3 | 0 | 0 | 0 |
| Red Sox | .250 | 4 | 152 | 18 | 38 | 10 | 0 | 3 | 18 | 3 | 1 | 0 | 2 | 15 | 28 | 4 | 1 | 1 |
| Angels | .273 | 4 | 154 | 13 | 42 | 3 | 1 | 2 | 13 | 1 | 2 | 1 | 1 | 15 | 34 | 2 | 1 | 4 |
| Pitcher | W | L | ERA | G | GS | CG | SHO | SV | IP | H | R | ER | HR | HB | BB | SO | WP | |
| Beckett | 0 | 0 | 7.20 | 1 | 1 | 0 | 0 | 0 | 5.0 | 9 | 4 | 4 | 2 | 0 | 4 | 6 | 0 | |
| Byrd | 0 | 0 | — | 0 | 0 | 0 | 0 | 0 | 0.0 | 0 | 0 | 0 | 0 | 0 | 0 | 0 | 0 | |
| Delcarmen | 1 | 0 | 0.00 | 2 | 0 | 0 | 0 | 0 | 2.1 | 1 | 0 | 0 | 0 | 1 | 0 | 1 | 0 | |
| Lester | 1 | 0 | 0.00 | 2 | 2 | 0 | 0 | 0 | 14.0 | 10 | 1 | 0 | 0 | 0 | 3 | 11 | 0 | |
| Lopez | 0 | 1 | 9.00 | 1 | 0 | 0 | 0 | 0 | 1.0 | 3 | 1 | 1 | 0 | 0 | 0 | 1 | 0 | |
| Masterson | 0 | 0 | 2.25 | 4 | 0 | 0 | 0 | 0 | 4.0 | 6 | 2 | 1 | 0 | 0 | 3 | 3 | 0 | |
| Matsuzaka | 0 | 0 | 5.40 | 1 | 1 | 0 | 0 | 0 | 5.0 | 8 | 3 | 3 | 0 | 0 | 3 | 5 | 0 | |
| Okajima | 0 | 0 | 6.75 | 3 | 0 | 0 | 0 | 0 | 2.2 | 3 | 2 | 2 | 0 | 0 | 1 | 0 | 0 | |
| Papelbon | 1 | 0 | 0.00 | 3 | 0 | 0 | 0 | 1 | 5.0 | 2 | 0 | 0 | 0 | 0 | 1 | 7 | 0 | |
| Wakefield | 0 | 0 | — | 0 | 0 | 0 | 0 | 0 | 0.0 | 0 | 0 | 0 | 0 | 0 | 0 | 0 | 0 | |
| Red Sox | 3 | 1 | 2.54 | 4 | 4 | 0 | 0 | 1 | 39.0 | 42 | 13 | 11 | 2 | 1 | 15 | 34 | 0 | |
| Angels | 1 | 3 | 4.19 | 4 | 4 | 0 | 0 | 0 | 38.2 | 38 | 18 | 18 | 3 | 2 | 15 | 28 | 0 | |

Red Sox in the Postseason

Red Sox in the Postseason, Continued

2008 American League Championship Series

(Rays 4, Red Sox 3)

Game 1

at TAMPA BAY (Night) | Friday, October 10

| | R | H | E |
|-----------|---|---|---|
| Boston | 0 | 0 | 0 |
| Tampa Bay | 2 | 7 | 0 |

MATSUZAKA (W), Okajima (8), Masterson (8), Papelbon (9-SV) and Varitek SHIELDS (L), Howell (8), Balfour (8), Price (9) and Navarro
 HR—None
 T—3:25; A—35,001

Game 2

at TAMPA BAY (Night) | Saturday, October 11

| | R | H | E |
|-----------|---|---|---|
| Boston | 2 | 0 | 1 |
| Tampa Bay | 2 | 0 | 2 |

Beckett, Lopez (5), Delcarmen (5), Okajima (7), Masterson (9), Papelbon (9), TIMLIN (11-L) and Varitek, Cash (9)
 Kazmir, Balfour (5), Howell (5), Bradford (6), Miller (8), Wheeler (8), PRICE (11-W) and Navarro
 HR—Longoria (1), Pedroia 2 (2), Upton (1), Floyd (1), Youkilis (1), Bay (1)
 T—5:27; A—34,904

Game 3

at BOSTON (Day) | Monday, October 13

| | R | H | E |
|-----------|---|---|---|
| Tampa Bay | 0 | 1 | 4 |
| Boston | 0 | 0 | 0 |

GARZA (W), Howell (7), Jackson (9) and Navarro
 LESTER (L), Byrd (6) and Varitek
 HR—Upton (2), Longoria (2), Baldelli (1), Pena (1)
 T—3:23; A—38,031

Game 4

at BOSTON (Night) | Tuesday, October 14

| | R | H | E |
|-----------|---|---|---|
| Tampa Bay | 3 | 0 | 2 |
| Boston | 0 | 0 | 0 |

SONNANSTINE (W), Miller (8), Jackson (8) and Navarro
 WAKEFIELD (L), Masterson (3), Delcarmen (6), Lopez (6), Timlin (8) and Cash
 HR—Pena (2), Longoria (3), Aybar (1), Cash (1)
 T—3:07; A—38,133

Game 5

at BOSTON (Night) | Thursday, October 16

| | R | H | E |
|-----------|---|---|---|
| Tampa Bay | 2 | 0 | 3 |
| Boston | 0 | 0 | 0 |

Kazmir, Balfour (7), Wheeler (7), HOWELL (9-L) and Navarro
 Matsuzaka, Okajima (5), Delcarmen (7), Papelbon (7), MASTERSON (9-W) and Varitek, Cash (9)
 HR—Upton (3), Pena (3), Longoria (4), Ortiz (1), Drew (1)
 T—4:08; A—38,437

Game 6

at TAMPA BAY (Night) | Saturday, October 18

| | R | H | E |
|-----------|---|---|---|
| Boston | 0 | 1 | 1 |
| Tampa Bay | 1 | 0 | 0 |

BECKETT (W), Okajima (6), Masterson (8), Papelbon (9-SV) and Varitek SHIELDS (L), Howell (6), Balfour (7), Bradford (8), Miller (9) and Navarro
 HR—Upton (4), Youkilis (2), Bartlett (1), Varitek (1)
 T—3:48; A—40,947

Game 7

at TAMPA BAY (Night) | Sunday, October 19

| | R | H | E |
|-----------|---|---|---|
| Boston | 1 | 0 | 0 |
| Tampa Bay | 0 | 0 | 0 |

LESTER (L), Okajima (8) and Varitek
 GARZA (W), Wheeler (8), Howell (8), Bradford (8), Price (8-SV) and Navarro
 HR—Pedroia (3), Aybar (2)
 T—3:31; A—40,473

2008 ALCS Statistics

| Batter | AVG | G | AB | R | H | 2B | 3B | HR | RBI | GW | SH | SF | HB | BB | SO | SB | CS | E |
|----------------|-------------|----------|-------------|-----------|-----------|-----------|----------|-----------|-------------|-----------|-----------|-----------|-----------|-----------|-----------|-----------|----------|----------|
| Bay | .292 | 7 | 24 | 3 | 7 | 1 | 0 | 1 | 4 | 0 | 0 | 0 | 1 | 7 | 8 | 0 | 0 | 0 |
| Casey | .000 | 2 | 2 | 0 | 0 | 0 | 0 | 0 | 0 | 0 | 0 | 0 | 0 | 2 | 0 | 0 | 0 | 0 |
| Cash | .333 | 3 | 3 | 1 | 1 | 0 | 0 | 1 | 1 | 0 | 0 | 0 | 0 | 1 | 0 | 0 | 0 | 0 |
| Cora | .143 | 2 | 7 | 0 | 1 | 0 | 0 | 0 | 0 | 0 | 0 | 0 | 0 | 1 | 0 | 0 | 0 | 0 |
| Crisp | .450 | 5 | 20 | 2 | 9 | 2 | 0 | 0 | 1 | 0 | 0 | 0 | 0 | 4 | 3 | 0 | 0 | 0 |
| Drew | .250 | 7 | 24 | 1 | 6 | 1 | 0 | 1 | 3 | 1 | 0 | 0 | 1 | 4 | 6 | 0 | 0 | 0 |
| Ellsbury | .000 | 4 | 14 | 0 | 0 | 0 | 0 | 0 | 1 | 0 | 0 | 1 | 0 | 1 | 3 | 0 | 0 | 0 |
| Kotsay | .233 | 7 | 30 | 1 | 7 | 3 | 0 | 0 | 0 | 0 | 0 | 0 | 0 | 4 | 0 | 0 | 0 | 0 |
| Lowrie | .111 | 6 | 18 | 2 | 2 | 1 | 0 | 0 | 1 | 1 | 0 | 1 | 0 | 4 | 4 | 0 | 0 | 0 |
| Ortiz | .154 | 7 | 26 | 3 | 4 | 1 | 1 | 1 | 4 | 0 | 0 | 0 | 0 | 6 | 9 | 0 | 0 | 0 |
| Pedroia | .346 | 7 | 26 | 9 | 9 | 1 | 0 | 3 | 5 | 0 | 0 | 0 | 1 | 5 | 3 | 2 | 1 | 0 |
| Ross | — | 0 | 0 | 0 | 0 | 0 | 0 | 0 | 0 | 0 | 0 | 0 | 0 | 0 | 0 | 0 | 0 | 0 |
| Varitek | .050 | 6 | 20 | 2 | 1 | 0 | 0 | 1 | 1 | 1 | 0 | 0 | 1 | 2 | 8 | 0 | 0 | 0 |
| Youkilis | .333 | 7 | 30 | 4 | 10 | 3 | 0 | 2 | 6 | 0 | 0 | 0 | 0 | 2 | 4 | 0 | 0 | 0 |
| Red Sox | .234 | 7 | 244 | 28 | 57 | 13 | 1 | 10 | 27 | 3 | 0 | 2 | 4 | 35 | 56 | 2 | 1 | 0 |
| Rays | .252 | 7 | 242 | 43 | 61 | 10 | 2 | 16 | 43 | 4 | 0 | 1 | 2 | 25 | 57 | 10 | 1 | 6 |
| Pitcher | W | L | ERA | G | GS | CG | SHO | SV | IP | H | R | ER | HR | HB | BB | SO | WP | |
| Beckett | 1 | 0 | 9.64 | 2 | 2 | 0 | 0 | 0 | 9.1 | 13 | 10 | 5 | 1 | 2 | 8 | 0 | 0 | |
| Byrd | 0 | 0 | 10.80 | 1 | 0 | 0 | 0 | 0 | 3.1 | 5 | 4 | 2 | 0 | 0 | 2 | 0 | 0 | |
| Delcarmen | 0 | 0 | 31.50 | 3 | 0 | 0 | 0 | 0 | 2.0 | 3 | 7 | 7 | 0 | 0 | 5 | 2 | 0 | |
| Lester | 0 | 2 | 4.97 | 2 | 2 | 0 | 0 | 0 | 12.2 | 14 | 8 | 7 | 3 | 0 | 2 | 15 | 0 | |
| Lopez | 0 | 0 | 0.00 | 2 | 0 | 0 | 0 | 0 | 1.2 | 3 | 0 | 0 | 0 | 0 | 0 | 0 | 0 | |
| Masterson | 1 | 0 | 1.59 | 5 | 0 | 0 | 0 | 0 | 5.2 | 4 | 1 | 1 | 0 | 1 | 2 | 6 | 0 | |
| Matsuzaka | 1 | 0 | 4.09 | 2 | 2 | 0 | 0 | 0 | 11.0 | 9 | 5 | 5 | 3 | 0 | 6 | 11 | 1 | |
| Okajima | 0 | 0 | 0.00 | 5 | 0 | 0 | 0 | 0 | 7.1 | 1 | 0 | 0 | 0 | 0 | 1 | 5 | 0 | |
| Papelbon | 0 | 0 | 0.00 | 4 | 0 | 0 | 0 | 2 | 5.1 | 1 | 0 | 0 | 0 | 0 | 1 | 6 | 0 | |
| Timlin | 0 | 1 | 10.13 | 2 | 0 | 0 | 0 | 0 | 2.2 | 2 | 3 | 3 | 0 | 0 | 4 | 0 | 0 | |
| Wakefield | 0 | 1 | 16.88 | 1 | 1 | 0 | 0 | 0 | 2.2 | 6 | 5 | 5 | 3 | 0 | 2 | 2 | 0 | |
| Red Sox | 3 | 4 | 5.94 | 7 | 7 | 0 | 1 | 2 | 63.2 | 61 | 43 | 42 | 16 | 2 | 25 | 57 | 1 | |
| Rays | 4 | 3 | 3.62 | 7 | 7 | 0 | 0 | 1 | 64.2 | 57 | 28 | 26 | 10 | 4 | 35 | 56 | 2 | |

Red Sox in the Postseason

Red Sox in the Postseason, Continued

2007 American League Division Series

(Red Sox 3, Angels 0)

Game 1

at **BOSTON (Night)** | Wednesday, October 3

| | R | H | E |
|-------------|---|---|---|
| Los Angeles | 0 | 0 | 0 |
| Boston | 1 | 0 | 3 |

LACKEY (L), Santana (7) and Napoli, Mathis (8)
 BECKETT (W) and Varitek
 HR—Youkilis (1), Ortiz (1)
 T—2:27; A—37,597

Game 2

at **BOSTON (Night)** | Friday, October 5

| | R | H | E |
|-------------|---|---|---|
| Los Angeles | 0 | 3 | 0 |
| Boston | 2 | 0 | 0 |

Escobar, Shields (6), SPEIER (8-L), Rodriguez (9) and Mathis, Napoli (8)
 Matsuzaka, Lopez (5), Delcarmen (6), Okajima (7), PAPELON (8-W) and Varitek
 HR—Ramirez (1)
 T—4:05; A—37,706

Game 3

at **ANAHEIM (Day)** | Sunday, October 7

| | R | H | E |
|-------------|---|---|---|
| Boston | 0 | 0 | 0 |
| Los Angeles | 0 | 0 | 0 |

SCHILLING (W), Okajima (8), Gagne (9) and Varitek
 WEAVER (L), Shields (6), Speier (8), Oliver (8), Moseley (9) and Napoli
 HR—Ortiz (2), Ramirez (2)
 T—3:29; A—45,262

2007 ALDS Statistics

| Batter | AVG | G | AB | R | H | 2B | 3B | HR | RBI | GW | SH | SF | HB | BB | SO | SB | CS | E |
|----------------|-------------|----------|-------------|-----------|-----------|----------|----------|----------|-------------|-----------|-----------|-----------|----------|-----------|-----------|-----------|----------|----------|
| Cash | .000 | 0 | 0 | 0 | 0 | 0 | 0 | 0 | 0 | 0 | 0 | 0 | 0 | 0 | 0 | 0 | 0 | 0 |
| Cora | .000 | 0 | 0 | 0 | 0 | 0 | 0 | 0 | 0 | 0 | 0 | 0 | 0 | 0 | 0 | 0 | 0 | 0 |
| Crisp | .200 | 3 | 10 | 0 | 2 | 0 | 0 | 0 | 2 | 0 | 0 | 0 | 0 | 1 | 3 | 1 | 0 | 0 |
| Drew | .182 | 3 | 11 | 1 | 2 | 0 | 0 | 0 | 3 | 0 | 0 | 0 | 0 | 0 | 1 | 0 | 0 | 0 |
| Ellsbury | .000 | 2 | 1 | 1 | 0 | 0 | 0 | 0 | 0 | 0 | 0 | 0 | 0 | 0 | 0 | 0 | 0 | 0 |
| Hinske | .000 | 1 | 1 | 0 | 0 | 0 | 0 | 0 | 0 | 0 | 0 | 0 | 0 | 0 | 1 | 0 | 0 | 0 |
| Kielty | .000 | 0 | 0 | 0 | 0 | 0 | 0 | 0 | 0 | 0 | 0 | 0 | 0 | 0 | 0 | 0 | 0 | 0 |
| Lowell | .333 | 3 | 9 | 1 | 3 | 2 | 0 | 0 | 3 | 0 | 0 | 1 | 0 | 1 | 0 | 0 | 0 | 1 |
| Lugo | .300 | 3 | 10 | 2 | 3 | 0 | 0 | 0 | 0 | 0 | 0 | 0 | 0 | 1 | 4 | 1 | 1 | 0 |
| Mirabelli | .000 | 0 | 0 | 0 | 0 | 0 | 0 | 0 | 0 | 0 | 0 | 0 | 0 | 0 | 0 | 0 | 0 | 0 |
| Ortiz | .714 | 3 | 7 | 5 | 5 | 0 | 0 | 2 | 3 | 1 | 0 | 0 | 0 | 6 | 1 | 0 | 0 | 0 |
| Pedroia | .154 | 3 | 13 | 2 | 2 | 2 | 0 | 0 | 1 | 0 | 0 | 0 | 0 | 1 | 2 | 0 | 0 | 0 |
| Ramirez | .375 | 3 | 8 | 3 | 3 | 0 | 0 | 2 | 4 | 1 | 0 | 0 | 0 | 5 | 2 | 0 | 0 | 0 |
| Varitek | .182 | 3 | 11 | 1 | 2 | 1 | 0 | 0 | 1 | 0 | 0 | 0 | 0 | 0 | 4 | 0 | 0 | 0 |
| Youkilis | .250 | 3 | 12 | 3 | 3 | 1 | 0 | 1 | 2 | 1 | 0 | 1 | 0 | 1 | 4 | 0 | 0 | 0 |
| Red Sox | .269 | 3 | 93 | 19 | 25 | 6 | 0 | 5 | 19 | 3 | 0 | 2 | 0 | 16 | 22 | 2 | 1 | 1 |
| Angels | .192 | 3 | 99 | 4 | 19 | 6 | 0 | 0 | 4 | 0 | 0 | 1 | 1 | 7 | 20 | 5 | 0 | 0 |
| Pitcher | W | L | ERA | G | GS | CG | SHO | SV | IP | H | R | ER | HR | HB | BB | SO | WP | |
| Beckett | 1 | 0 | 0.00 | 1 | 1 | 1 | 1 | 0 | 9.0 | 4 | 0 | 0 | 0 | 0 | 0 | 8 | 1 | |
| Delcarmen | 0 | 0 | 0.00 | 1 | 0 | 0 | 0 | 0 | 1.1 | 0 | 0 | 0 | 0 | 1 | 0 | 1 | 0 | |
| Gagne | 0 | 0 | 9.00 | 1 | 0 | 0 | 0 | 0 | 1.0 | 1 | 1 | 1 | 0 | 0 | 0 | 1 | 1 | |
| Lester | 0 | 0 | — | 0 | 0 | 0 | 0 | 0 | 0.0 | 0 | 0 | 0 | 0 | 0 | 0 | 0 | 0 | |
| Lopez | 0 | 0 | 0.00 | 1 | 0 | 0 | 0 | 0 | 0.1 | 0 | 0 | 0 | 0 | 0 | 0 | 0 | 0 | |
| Matsuzaka | 0 | 0 | 5.79 | 1 | 1 | 0 | 0 | 0 | 4.2 | 7 | 3 | 3 | 0 | 0 | 3 | 3 | 1 | |
| Okajima | 0 | 0 | 0.00 | 2 | 0 | 0 | 0 | 0 | 2.1 | 1 | 0 | 0 | 0 | 0 | 1 | 2 | 0 | |
| Papelbon | 1 | 0 | 0.00 | 1 | 0 | 0 | 0 | 0 | 1.1 | 0 | 0 | 0 | 0 | 0 | 2 | 1 | 0 | |
| Schilling | 1 | 0 | 0.00 | 1 | 1 | 0 | 0 | 0 | 7.0 | 6 | 0 | 0 | 0 | 0 | 1 | 4 | 0 | |
| Timlin | 0 | 0 | — | 0 | 0 | 0 | 0 | 0 | 0.0 | 0 | 0 | 0 | 0 | 0 | 0 | 0 | 0 | |
| Red Sox | 3 | 0 | 1.33 | 3 | 3 | 1 | 1 | 0 | 27.0 | 19 | 4 | 4 | 0 | 1 | 7 | 20 | 3 | |
| Angels | 0 | 3 | 6.66 | 3 | 3 | 0 | 0 | 0 | 25.2 | 25 | 19 | 19 | 5 | 0 | 16 | 22 | 1 | |

Red Sox in the Postseason

Red Sox in the Postseason, Continued

2007 American League Championship Series

(Red Sox 4, Indians 3)

Game 1

at BOSTON (Night) | Friday, October 12

| | R | H | E |
|-----------|---|---|---|
| Cleveland | 1 | 0 | 0 |
| Boston | 1 | 0 | 4 |

SABATHIA (L), Lewis (5), Fultz (6), Mastry (6), Borowski (8) and Martinez

BECKETT (W), Timlin (7), Lopez (8), Gagne (9) and Varitek

HR—Hafner (1)

T—3:35; A—36,986

Game 2

at BOSTON (Night) | Saturday, October 13

| | R | H | E |
|-----------|---|---|---|
| Cleveland | 1 | 0 | 0 |
| Boston | 0 | 0 | 3 |

Carmona, Perez (5), Lewis (5), Betancourt (7), MASTNY (10-W), Borowski (11)

and Martinez

Schilling, Delcarmen (5), Okajima (6), Timlin (8), Papelbon (9), GAGNE (11-L),

Lopez, Lester and Varitek

HR—Peralta (1), Sizemore (1), Ramirez (1), Lowell (1), Gutierrez (1)

T—5:14; A—37,051

Game 3

at CLEVELAND (Night) | Monday, October 15

| | R | H | E |
|-----------|---|---|---|
| Boston | 0 | 0 | 0 |
| Cleveland | 0 | 2 | 0 |

MATSUZAKA (L), Timlin (5), Okajima (7), Delcarmen (8) and Varitek

WESTBROOK (W), Lewis (7), Betancourt (8), Borowski (9-SV) and Martinez

HR—Lofton (1), Varitek (1)

T—3:28; A—44,402

Game 4

at CLEVELAND (Night) | Tuesday, October 16

| | R | H | E |
|-----------|---|---|---|
| Boston | 0 | 0 | 0 |
| Cleveland | 0 | 0 | 0 |

WAKEFIELD (L), Delcarmen (5), Lester (6) and Mirabelli, Varitek (6)

BYRD (W), Lewis (6), Betancourt (8) and Shoppach

HR—Blake (1), Peralta (2), Youkilis (1), Ortiz (1), Ramirez (2)

T—3:12; A—44,008

Game 5

at CLEVELAND (Night) | Thursday, October 18

| | R | H | E |
|-----------|---|---|---|
| Boston | 1 | 0 | 1 |
| Cleveland | 1 | 0 | 0 |

BECKETT (W), Papelbon (9) and Varitek

SABATHIA (L), Betancourt (7), Perez (8), Mastny (8) and Martinez

HR—Youkilis (2)

T—3:46; A—44,588

Game 6

at BOSTON (Night) | Saturday, October 20

| | R | H | E |
|-----------|---|---|---|
| Cleveland | 0 | 1 | 0 |
| Boston | 4 | 0 | 6 |

CARMONA (L), Perez (3), Laffey (3), Borowski (8) and Martinez

SCHILLING (W), Lopez (8), Gagne (9) and Varitek

HR—Drew (1)

T—3:09; A—37,163

Game 7

at BOSTON (Night) | Sunday, October 21

| | R | H | E |
|-----------|---|---|---|
| Cleveland | 0 | 0 | 0 |
| Boston | 1 | 1 | 1 |

WESTBROOK (L), Betancourt (7), Lewis (8) and Martinez

MATSUZAKA (W), Okajima (6), Papelbon (8) and Varitek

HR—Pedroia (1), Youkilis (3)

T—3:33; A—37,165

2007 ALCS Statistics

| Batter | AVG | G | AB | R | H | 2B | 3B | HR | RBI | GW | SH | SF | HB | BB | SO | SB | CS | E |
|----------------|-------------|----------|------------|-----------|-----------|-----------|----------|-----------|-----------|----------|----------|----------|----------|-----------|-----------|----------|-----------|----------|
| Cash | — | 0 | 0 | 0 | 0 | 0 | 0 | 0 | 0 | 0 | 0 | 0 | 0 | 0 | 0 | 0 | 0 | 0 |
| Cora | — | 2 | 0 | 0 | 0 | 0 | 0 | 0 | 0 | 0 | 0 | 0 | 0 | 0 | 0 | 0 | 0 | 0 |
| Crisp | .143 | 7 | 21 | 2 | 3 | 1 | 0 | 0 | 0 | 0 | 0 | 0 | 0 | 0 | 6 | 1 | 0 | 0 |
| Drew | .360 | 7 | 25 | 5 | 9 | 1 | 0 | 1 | 6 | 1 | 0 | 0 | 0 | 1 | 0 | 0 | 0 | 0 |
| Ellsbury | .250 | 5 | 8 | 3 | 2 | 0 | 0 | 0 | 1 | 0 | 0 | 0 | 0 | 1 | 1 | 1 | 0 | 0 |
| Hinske | — | 1 | 0 | 1 | 0 | 0 | 0 | 0 | 0 | 0 | 0 | 0 | 0 | 0 | 0 | 0 | 0 | 0 |
| Kielty | .400 | 2 | 5 | 1 | 2 | 0 | 0 | 0 | 2 | 0 | 0 | 0 | 0 | 1 | 2 | 0 | 0 | 0 |
| Lowell | .333 | 7 | 27 | 3 | 9 | 2 | 0 | 1 | 8 | 0 | 0 | 2 | 1 | 2 | 3 | 0 | 0 | 0 |
| Lugo | .200 | 7 | 25 | 3 | 5 | 2 | 0 | 0 | 2 | 0 | 1 | 0 | 0 | 1 | 5 | 0 | 0 | 1 |
| Mirabelli | .000 | 1 | 2 | 0 | 0 | 0 | 0 | 0 | 0 | 0 | 0 | 0 | 0 | 0 | 1 | 0 | 0 | 0 |
| Ortiz | .292 | 7 | 24 | 7 | 7 | 3 | 0 | 1 | 3 | 0 | 0 | 2 | 1 | 6 | 5 | 0 | 0 | 0 |
| Pedroia | .345 | 7 | 29 | 8 | 10 | 3 | 0 | 1 | 5 | 0 | 1 | 0 | 0 | 3 | 5 | 0 | 0 | 0 |
| Ramirez | .409 | 7 | 22 | 5 | 9 | 1 | 0 | 2 | 10 | 3 | 0 | 1 | 0 | 9 | 5 | 0 | 0 | 0 |
| Varitek | .269 | 7 | 26 | 3 | 7 | 3 | 0 | 1 | 4 | 0 | 0 | 0 | 1 | 2 | 5 | 0 | 0 | 0 |
| Youkilis | .500 | 7 | 28 | 10 | 14 | 1 | 1 | 3 | 7 | 0 | 0 | 0 | 0 | 5 | 3 | 0 | 0 | 1 |
| Red Sox | .318 | 7 | 242 | 51 | 77 | 17 | 1 | 10 | 48 | 4 | 2 | 5 | 3 | 31 | 43 | 2 | 14 | 3 |
| Indians | .254 | 7 | 244 | 32 | 62 | 12 | 1 | 8 | 30 | 3 | 0 | 3 | 2 | 16 | 63 | 3 | 0 | 4 |

| Pitcher | W | L | ERA | G | GS | CG | SHO | SV | IP | H | R | ER | HR | HB | BB | SO | WP |
|----------------|----------|----------|-------------|----------|----------|----------|----------|----------|-------------|-----------|-----------|-----------|-----------|----------|-----------|-----------|----------|
| Beckett | 2 | 0 | 1.93 | 2 | 2 | 0 | 0 | 0 | 14.0 | 9 | 3 | 3 | 1 | 1 | 1 | 18 | 1 |
| Delcarmen | 0 | 0 | 16.20 | 3 | 0 | 0 | 0 | 0 | 1.2 | 4 | 3 | 3 | 1 | 0 | 2 | 3 | 0 |
| Gagne | 0 | 1 | 7.71 | 3 | 0 | 0 | 0 | 0 | 2.1 | 3 | 2 | 2 | 0 | 0 | 2 | 4 | 0 |
| Lester | 0 | 0 | 4.91 | 2 | 0 | 0 | 0 | 0 | 3.2 | 3 | 2 | 2 | 1 | 0 | 1 | 5 | 0 |
| Lopez | 0 | 0 | 18.00 | 3 | 0 | 0 | 0 | 0 | 2.0 | 3 | 4 | 4 | 0 | 0 | 2 | 0 | 1 |
| Matsuzaka | 1 | 1 | 5.59 | 2 | 2 | 0 | 0 | 0 | 9.2 | 12 | 6 | 6 | 1 | 0 | 2 | 9 | 2 |
| Okajima | 0 | 0 | 0.00 | 3 | 0 | 0 | 0 | 0 | 5.0 | 4 | 0 | 0 | 0 | 0 | 2 | 3 | 0 |
| Papelbon | 0 | 0 | 0.00 | 3 | 0 | 0 | 0 | 0 | 1 | 5.0 | 3 | 0 | 0 | 0 | 2 | 3 | 0 |
| Schilling | 1 | 0 | 5.40 | 2 | 2 | 0 | 0 | 0 | 11.2 | 15 | 7 | 7 | 3 | 0 | 8 | 0 | |
| Timlin | 0 | 0 | 0.00 | 3 | 0 | 0 | 0 | 0 | 3.1 | 1 | 0 | 0 | 0 | 0 | 3 | 0 | |
| Wakefield | 0 | 1 | 9.64 | 1 | 1 | 0 | 0 | 0 | 4.2 | 5 | 5 | 5 | 1 | 1 | 2 | 7 | 0 |
| Red Sox | 4 | 3 | 4.57 | 7 | 7 | 0 | 0 | 1 | 63.0 | 62 | 32 | 32 | 8 | 2 | 16 | 63 | 4 |
| Indians | 3 | 4 | 6.82 | 7 | 7 | 0 | 0 | 1 | 62.0 | 77 | 51 | 47 | 10 | 3 | 31 | 43 | 1 |

Red Sox in the Postseason

Red Sox in the Postseason, Continued

2007 World Series

(Red Sox 4, Rockies 0)

Game 1

at BOSTON (Night) | Wednesday, October 24

| | R | H | E |
|----------|---|---|---|
| Colorado | 0 | 1 | 0 |
| Boston | 3 | 1 | 0 |

FRANCIS (L), Morales (5), Speier (5), Herges (5), Affeldt (7), Hawkins (8) and Torrealba

BECKETT (W), Timlin (8), Gagne (9) and Varitek

HR—Pedroia (1)

T—3:30; A—36,733

Game 2

at BOSTON (Night) | Thursday, October 25

| | R | H | E |
|----------|---|---|---|
| Colorado | 1 | 0 | 0 |
| Boston | 3 | 0 | 0 |

JIMENEZ (L), Affeldt (5), Herges (5), Fuentes (6), Corpas (8) and Torrealba

SCHILLING (W), Okajima (6), Papelbon (8-SV) and Varitek

HR—None

T—3:39; A—36,730

Game 3

at COLORADO (Night) | Saturday, October 27

| | R | H | E |
|----------|---|---|---|
| Boston | 0 | 0 | 6 |
| Colorado | 0 | 0 | 0 |

MATSUZAKA (W), Lopez (6), Timlin (6), Okajima (7), Delcarmen (8), Papelbon (8-SV) and Varitek

FOGG (L), Morales (3), Affeldt (6), Herges (7), Fuentes (8), Hawkins (9) and Torrealba

HR—Holliday (1)

T—4:19; A—49,983

Game 4

at COLORADO (Night) | Sunday, October 28

| | R | H | E |
|----------|---|---|---|
| Boston | 1 | 0 | 0 |
| Colorado | 0 | 0 | 0 |

LESTER (W), Delcarmen (6), Timlin (7), Okajima (8), Papelbon (8-SV) and Varitek

COOK (L), Affeldt (7), Fuentes (8), Corpas (8) and Torrealba

HR—Lowell (1), Kieley (1), Hawpe (1), Atkins (1)

T—3:35; A—50,041

2007 World Series Statistics

| Batter | AVG | G | AB | R | H | 2B | 3B | HR | RBI | GW | SH | SF | HB | BB | SO | SB | CS | E |
|----------------|-------------|----------|------------|-----------|-----------|-----------|----------|----------|-----------|----------|----------|----------|----------|-----------|-----------|----------|----------|----------|
| Cash | .000 | 0 | 0 | 0 | 0 | 0 | 0 | 0 | 0 | 0 | 0 | 0 | 0 | 0 | 0 | 0 | 0 | 0 |
| Cora | .000 | 2 | 0 | 0 | 0 | 0 | 0 | 0 | 0 | 0 | 1 | 0 | 0 | 0 | 0 | 0 | 0 | 0 |
| Crisp | .500 | 3 | 2 | 1 | 1 | 0 | 0 | 0 | 0 | 0 | 0 | 0 | 0 | 0 | 0 | 0 | 0 | 0 |
| Drew | .333 | 4 | 15 | 1 | 5 | 2 | 0 | 0 | 2 | 0 | 0 | 0 | 1 | 1 | 3 | 0 | 0 | 1 |
| Ellsbury | .438 | 4 | 16 | 4 | 7 | 4 | 0 | 0 | 3 | 0 | 0 | 0 | 0 | 2 | 2 | 1 | 0 | 0 |
| Hinske | .000 | 1 | 1 | 0 | 0 | 0 | 0 | 0 | 0 | 0 | 0 | 0 | 0 | 0 | 1 | 0 | 0 | 0 |
| Kieley | 1.000 | 1 | 1 | 1 | 1 | 0 | 0 | 1 | 1 | 0 | 0 | 0 | 0 | 0 | 0 | 0 | 0 | 0 |
| Lowell | .400 | 4 | 15 | 6 | 6 | 3 | 0 | 1 | 4 | 1 | 0 | 0 | 0 | 3 | 1 | 1 | 0 | 1 |
| Lugo | .385 | 4 | 13 | 2 | 5 | 1 | 0 | 0 | 1 | 0 | 1 | 0 | 0 | 3 | 0 | 0 | 0 | 0 |
| Mirabelli | .000 | 0 | 0 | 0 | 0 | 0 | 0 | 0 | 0 | 0 | 0 | 0 | 0 | 0 | 0 | 0 | 0 | 0 |
| Ortiz | .333 | 4 | 15 | 4 | 5 | 3 | 0 | 0 | 4 | 2 | 0 | 0 | 0 | 2 | 3 | 0 | 0 | 0 |
| Pedroia | .278 | 4 | 18 | 2 | 5 | 1 | 0 | 1 | 4 | 1 | 0 | 0 | 0 | 2 | 0 | 0 | 0 | 0 |
| Ramirez | .250 | 4 | 16 | 3 | 4 | 1 | 0 | 0 | 2 | 0 | 0 | 0 | 0 | 2 | 2 | 0 | 0 | 0 |
| Varitek | .333 | 4 | 15 | 2 | 5 | 1 | 0 | 0 | 5 | 0 | 0 | 2 | 0 | 1 | 5 | 0 | 0 | 0 |
| Youkilis | .222 | 4 | 9 | 3 | 2 | 2 | 0 | 0 | 1 | 0 | 0 | 0 | 0 | 3 | 1 | 0 | 0 | 0 |
| Lester | .000 | 1 | 2 | 0 | 0 | 0 | 0 | 0 | 0 | 0 | 0 | 0 | 0 | 0 | 1 | 0 | 0 | 0 |
| Matsuzaka | .333 | 1 | 3 | 0 | 1 | 0 | 0 | 0 | 20 | 0 | 0 | 0 | 0 | 0 | 1 | 0 | 0 | 0 |
| Red Sox | .333 | 4 | 141 | 29 | 47 | 18 | 0 | 3 | 29 | 4 | 2 | 2 | 1 | 19 | 20 | 2 | 0 | 2 |
| Rockies | .218 | 4 | 133 | 10 | 29 | 6 | 1 | 3 | 10 | 0 | 1 | 0 | 2 | 10 | 36 | 1 | 0 | 0 |

| Pitcher | W | L | ERA | G | GS | CG | SHO | SV | IP | H | R | ER | HR | HB | BB | SO | WP |
|----------------|----------|----------|-------------|----------|----------|----------|----------|----------|-------------|-----------|-----------|-----------|----------|----------|-----------|-----------|----------|
| Beckett | 1 | 0 | 1.29 | 1 | 1 | 0 | 0 | 0 | 7.0 | 6 | 1 | 1 | 0 | 0 | 1 | 9 | 0 |
| Delcarmen | 0 | 0 | 6.75 | 2 | 0 | 0 | 0 | 0 | 1.1 | 3 | 1 | 1 | 1 | 0 | 1 | 1 | 0 |
| Gagne | 0 | 0 | 0.00 | 1 | 0 | 0 | 0 | 0 | 1.0 | 0 | 0 | 0 | 0 | 0 | 0 | 1 | 0 |
| Lester | 1 | 0 | 0.00 | 1 | 1 | 0 | 0 | 0 | 5.2 | 3 | 0 | 0 | 0 | 0 | 3 | 3 | 0 |
| Lopez | 0 | 0 | — | 1 | 0 | 0 | 0 | 0 | 0.0 | 2 | 0 | 0 | 0 | 0 | 0 | 0 | 0 |
| Matsuzaka | 1 | 0 | 3.38 | 1 | 1 | 0 | 0 | 0 | 5.1 | 3 | 2 | 2 | 0 | 1 | 3 | 5 | 0 |
| Okajima | 0 | 0 | 7.36 | 3 | 0 | 0 | 0 | 0 | 3.2 | 4 | 3 | 3 | 2 | 0 | 0 | 6 | 0 |
| Papelbon | 0 | 0 | 0.00 | 3 | 0 | 0 | 0 | 3 | 4.1 | 2 | 0 | 0 | 0 | 0 | 0 | 3 | 0 |
| Schilling | 1 | 0 | 1.69 | 1 | 1 | 0 | 0 | 0 | 5.1 | 4 | 1 | 1 | 0 | 1 | 2 | 4 | 0 |
| Snyder | 0 | 0 | — | 0 | 0 | 0 | 0 | 0 | 0.0 | 0 | 0 | 0 | 0 | 0 | 0 | 0 | 0 |
| Timlin | 0 | 0 | 7.71 | 3 | 0 | 0 | 0 | 0 | 2.1 | 2 | 2 | 2 | 0 | 0 | 0 | 4 | 0 |
| Red Sox | 4 | 0 | 2.50 | 4 | 4 | 0 | 0 | 3 | 36.0 | 29 | 10 | 10 | 3 | 2 | 10 | 36 | 0 |
| Rockies | 0 | 4 | 7.68 | 4 | 4 | 0 | 0 | 0 | 34.0 | 47 | 29 | 29 | 3 | 1 | 19 | 20 | 0 |

Red Sox in the Postseason

Red Sox in the Postseason, Continued

2005 American League Division Series

(White Sox 3, Red Sox 0)

Game 1

at CHICAGO (Day) | Tuesday, October 4

| | R | H | E |
|---------|---|---|---|
| Boston | 0 | 0 | 0 |
| Chicago | 5 | 0 | 1 |

CLEMENT (L), Bradford (4), Gonzalez (5), Arroyo (8) and Varitek CONTRERAS (W), Cotts (8), Politte (9) and Pierzynski
 HR—Pierzynski 2 (2), Konerko (1), Uribe (1), Podsednik (1)
 T—2:56; A—40,717

Game 2

at CHICAGO (Night) | Wednesday, October 5

| | R | H | E |
|---------|---|---|---|
| Boston | 2 | 0 | 2 |
| Chicago | 0 | 0 | 0 |

WELLS (L), Papelbon (7) and Varitek BUEHRLE (W), Jenks (8-SV) and Pierzynski
 HR—Iguchi (1)
 T—2:29; A—40,799

Game 3

at BOSTON (Day) | Friday, October 7

| | R | H | E |
|---------|---|---|---|
| Chicago | 0 | 0 | 2 |
| Boston | 0 | 0 | 0 |

GARCIA (W), Marte (6), Hernandez (6), Jenks (9-SV), Foulke (8), WAKEFIELD (L), Bradford (6), Myers (6), Papelbon (6), Timlin (9) and Mirabelli, Varitek (7)
 HR—Ortiz (1), Ramirez 2 (2), Konerko (2)
 T—3:28; A—35,496

2005 ALDS Statistics

| Batter | AVG | G | AB | R | H | 2B | 3B | HR | RBI | GW | SH | SF | HB | BB | SO | SB | CS | E |
|------------------|-------------|----------|------------|-----------|-----------|----------|----------|----------|-----------|----------|----------|----------|----------|----------|-----------|----------|----------|----------|
| Damon | .231 | 3 | 13 | 2 | 3 | 1 | 0 | 0 | 0 | 0 | 0 | 0 | 0 | 1 | 4 | 0 | 0 | 0 |
| Graffanino | .250 | 3 | 12 | 0 | 3 | 2 | 0 | 0 | 0 | 0 | 0 | 0 | 0 | 0 | 0 | 0 | 0 | 1 |
| Millar | .333 | 2 | 3 | 0 | 1 | 1 | 0 | 0 | 0 | 0 | 0 | 0 | 0 | 0 | 1 | 0 | 0 | 0 |
| Mirabelli | .000 | 1 | 2 | 0 | 0 | 0 | 0 | 0 | 0 | 0 | 0 | 0 | 0 | 0 | 0 | 0 | 0 | 0 |
| Mueller | .000 | 3 | 11 | 0 | 0 | 0 | 0 | 0 | 0 | 0 | 0 | 0 | 0 | 1 | 2 | 0 | 0 | 0 |
| Nixon | .273 | 3 | 11 | 1 | 3 | 0 | 0 | 0 | 1 | 0 | 0 | 0 | 0 | 1 | 1 | 0 | 0 | 0 |
| Olerud | .286 | 3 | 7 | 0 | 2 | 1 | 0 | 0 | 0 | 0 | 0 | 0 | 0 | 2 | 0 | 0 | 0 | 0 |
| Ortiz | .333 | 3 | 12 | 2 | 4 | 2 | 0 | 1 | 1 | 1 | 0 | 0 | 0 | 0 | 3 | 0 | 0 | 0 |
| Ramirez | .300 | 3 | 10 | 2 | 3 | 0 | 0 | 2 | 4 | 0 | 0 | 0 | 0 | 2 | 0 | 0 | 0 | 0 |
| Renteria | .231 | 3 | 13 | 1 | 3 | 2 | 0 | 0 | 0 | 0 | 0 | 0 | 0 | 1 | 1 | 0 | 0 | 0 |
| Varitek | .300 | 3 | 10 | 1 | 3 | 0 | 0 | 0 | 1 | 0 | 0 | 0 | 0 | 0 | 2 | 0 | 0 | 0 |
| Red Sox | .240 | 3 | 104 | 9 | 25 | 9 | 0 | 3 | 8 | 0 | 0 | 0 | 0 | 8 | 14 | 0 | 0 | 2 |
| White Sox | .289 | 3 | 97 | 24 | 28 | 6 | 0 | 7 | 24 | 3 | 3 | 0 | 5 | 5 | 11 | 3 | 2 | 1 |

| Pitcher | W | L | ERA | G | GS | CG | SHO | SV | IP | H | R | ER | HR | HB | BB | SO | WP |
|------------------|----------|----------|-------------|----------|----------|----------|----------|----------|-------------|-----------|-----------|-----------|----------|----------|----------|-----------|----------|
| Arroyo | 0 | 0 | 18.00 | 1 | 0 | 0 | 0 | 0 | 1.0 | 2 | 2 | 2 | 1 | 0 | 2 | 1 | 0 |
| Bradford | 0 | 0 | 0.00 | 2 | 0 | 0 | 0 | 0 | 1.1 | 1 | 0 | 0 | 0 | 0 | 0 | 1 | 0 |
| Clement | 0 | 1 | 21.60 | 1 | 1 | 0 | 0 | 0 | 3.1 | 7 | 8 | 8 | 3 | 2 | 0 | 0 | 0 |
| Gonzalez | 0 | 0 | 15.43 | 1 | 0 | 0 | 0 | 0 | 2.1 | 2 | 4 | 4 | 1 | 1 | 1 | 0 | 0 |
| Myers | 0 | 0 | — | 1 | 0 | 0 | 0 | 0 | 0.0 | 0 | 0 | 0 | 0 | 0 | 1 | 0 | 0 |
| Papelbon | 0 | 0 | 0.00 | 2 | 0 | 0 | 0 | 0 | 4.0 | 2 | 0 | 0 | 0 | 0 | 0 | 2 | 0 |
| Timlin | 0 | 0 | 9.00 | 1 | 0 | 0 | 0 | 0 | 1.0 | 1 | 1 | 1 | 0 | 0 | 0 | 1 | 0 |
| Wakefield | 0 | 1 | 6.75 | 1 | 1 | 0 | 0 | 0 | 5.1 | 6 | 4 | 4 | 1 | 2 | 1 | 1 | 0 |
| Wells | 0 | 1 | 2.70 | 1 | 1 | 0 | 0 | 0 | 6.2 | 7 | 5 | 2 | 1 | 0 | 0 | 2 | 0 |
| Red Sox | 0 | 3 | 7.56 | 3 | 3 | 0 | 0 | 0 | 25.0 | 28 | 24 | 21 | 7 | 5 | 5 | 11 | 0 |
| White Sox | 3 | 0 | 3.00 | 3 | 3 | 0 | 0 | 0 | 27.0 | 25 | 9 | 9 | 3 | 0 | 8 | 14 | 1 |

Red Sox in the Postseason, Continued

2004 American League Division Series

(Red Sox 3, Angels 0)

Game 1

at ANAHEIM (Day) | Tuesday, October 5

| | R | H | E |
|---------|---|---|---|
| Boston | 1 | 0 | 0 |
| Anaheim | 0 | 0 | 0 |

SCHILLING (W), Embree (7), Timlin (8) and Varitek
 WASHBURN (L), Shields (4), Gregg (6), Ortiz (8) and B. Molina
 HR—Millar (1), Ramirez (1), Glaus (1)
 T—3:04; A—44,608

Game 2

at ANAHEIM (Night) | Wednesday, October 6

| | R | H | E |
|---------|---|---|---|
| Boston | 0 | 1 | 0 |
| Anaheim | 0 | 1 | 0 |

MARTINEZ (W), Timlin (8), Myers (8), Foulke (8-SV) and Varitek
 Colon, RODRIGUEZ (7-L), Donnelly (9) and J. Molina, B. Molina (8)
 HR—Varitek (1)
 T—3:48; A—45,118

Game 3

at BOSTON (Day) | Friday, October 8

| | R | H | E |
|---------|---|---|---|
| Anaheim | 0 | 0 | 0 |
| Boston | 0 | 0 | 2 |

Escobar, Shields (4), Donnelly (5), RODRIGUEZ (8-L), Washburn (10)
 and B. Molina, J. Molina (7)
 Arroyo, Myers (7), Timlin (7), Embree (7), Foulke (8), LOWE (10-W) and Varitek
 HR—Glaus (2), Guerrero (1), Ortiz (1)
 T—4:11; A—35,547

2004 ALDS Statistics

| Batter | AVG | G | AB | R | H | 2B | 3B | HR | RBI | GW | SH | SF | HB | BB | SO | SB | CS | E |
|----------------|-------------|----------|-------------|-----------|-----------|----------|----------|----------|-------------|-----------|-----------|-----------|----------|-----------|-----------|-----------|----------|----------|
| Bellhorn | .091 | 3 | 11 | 2 | 1 | 0 | 0 | 0 | 0 | 0 | 0 | 0 | 0 | 5 | 4 | 0 | 0 | 0 |
| Cabrera | .154 | 3 | 13 | 1 | 2 | 1 | 0 | 0 | 3 | 0 | 0 | 0 | 0 | 2 | 2 | 0 | 0 | 0 |
| Damon | .467 | 3 | 15 | 4 | 7 | 1 | 0 | 0 | 0 | 0 | 0 | 0 | 0 | 1 | 2 | 3 | 0 | 0 |
| Kapler | .200 | 2 | 5 | 2 | 1 | 0 | 0 | 0 | 0 | 0 | 0 | 0 | 0 | 0 | 0 | 0 | 0 | 0 |
| Mientkiewicz | .500 | 3 | 4 | 0 | 2 | 0 | 0 | 0 | 1 | 0 | 0 | 0 | 0 | 0 | 0 | 0 | 0 | 0 |
| Millar | .300 | 3 | 10 | 2 | 3 | 0 | 0 | 1 | 4 | 0 | 0 | 0 | 0 | 1 | 1 | 0 | 0 | 0 |
| Mirabelli | — | 0 | 0 | 0 | 0 | 0 | 0 | 0 | 0 | 0 | 0 | 0 | 0 | 0 | 0 | 0 | 0 | 0 |
| Mueller | .333 | 3 | 12 | 3 | 4 | 0 | 0 | 0 | 0 | 0 | 0 | 0 | 0 | 1 | 1 | 0 | 0 | 0 |
| Nixon | .250 | 2 | 8 | 0 | 2 | 0 | 0 | 0 | 2 | 0 | 0 | 0 | 0 | 2 | 1 | 0 | 0 | 0 |
| Ortiz | .545 | 3 | 11 | 4 | 6 | 2 | 0 | 1 | 4 | 1 | 0 | 0 | 0 | 5 | 2 | 0 | 0 | 0 |
| Ramirez | .385 | 3 | 13 | 3 | 5 | 2 | 0 | 1 | 7 | 2 | 0 | 2 | 0 | 1 | 4 | 0 | 0 | 0 |
| Reese | .000 | 3 | 0 | 1 | 0 | 0 | 0 | 0 | 0 | 0 | 0 | 0 | 0 | 0 | 0 | 0 | 0 | 0 |
| Roberts | .000 | 1 | 0 | 0 | 0 | 0 | 0 | 0 | 0 | 0 | 0 | 0 | 0 | 0 | 0 | 0 | 0 | 0 |
| Varitek | .167 | 3 | 12 | 3 | 2 | 0 | 0 | 1 | 2 | 0 | 0 | 0 | 1 | 2 | 5 | 0 | 0 | 0 |
| Youkilis | .000 | 1 | 2 | 0 | 0 | 0 | 0 | 0 | 0 | 0 | 0 | 0 | 0 | 0 | 1 | 0 | 0 | 0 |
| Red Sox | .302 | 3 | 116 | 25 | 35 | 6 | 0 | 4 | 23 | 3 | 0 | 2 | 1 | 20 | 23 | 3 | 0 | 1 |
| Angels | .226 | 3 | 106 | 12 | 24 | 3 | 0 | 4 | 12 | 0 | 1 | 0 | 2 | 11 | 28 | 1 | 1 | 3 |
| Pitcher | W | L | ERA | G | GS | CG | SHO | SV | IP | H | R | ER | HR | HB | BB | SO | WP | |
| Arroyo | 0 | 0 | 3.00 | 1 | 1 | 0 | 0 | 0 | 6.0 | 3 | 2 | 2 | 1 | 1 | 2 | 7 | 0 | |
| Embree | 0 | 0 | 0.00 | 2 | 0 | 0 | 0 | 0 | 1.0 | 0 | 0 | 0 | 0 | 0 | 1 | 0 | 0 | |
| Foulke | 0 | 0 | 0.00 | 2 | 0 | 0 | 0 | 1 | 3.0 | 2 | 0 | 0 | 0 | 0 | 1 | 5 | 0 | |
| Leskanic | 0 | 0 | — | 0 | 0 | 0 | 0 | 0 | 0.0 | 0 | 0 | 0 | 0 | 0 | 0 | 0 | 0 | |
| Lowe | 1 | 0 | 0.00 | 1 | 0 | 0 | 0 | 0 | 1.0 | 1 | 0 | 0 | 0 | 0 | 1 | 0 | 0 | |
| Martinez | 1 | 0 | 3.86 | 1 | 1 | 0 | 0 | 0 | 7.0 | 6 | 3 | 3 | 0 | 1 | 2 | 6 | 0 | |
| Myers | 0 | 0 | 27.00 | 2 | 0 | 0 | 0 | 0 | 0.1 | 0 | 1 | 1 | 0 | 0 | 1 | 1 | 0 | |
| Schilling | 1 | 0 | 2.70 | 1 | 1 | 0 | 0 | 0 | 6.2 | 9 | 3 | 2 | 2 | 0 | 2 | 4 | 0 | |
| Timlin | 0 | 0 | 9.00 | 3 | 0 | 0 | 0 | 0 | 3.0 | 3 | 3 | 3 | 1 | 0 | 1 | 5 | 0 | |
| Wakefield | 0 | 0 | — | 0 | 0 | 0 | 0 | 0 | 0.0 | 0 | 0 | 0 | 0 | 0 | 0 | 0 | 0 | |
| Red Sox | 3 | 0 | 3.54 | 3 | 3 | 0 | 0 | 1 | 28.0 | 24 | 12 | 11 | 4 | 2 | 11 | 28 | 0 | |
| Angels | 0 | 3 | 5.86 | 3 | 3 | 0 | 0 | 0 | 27.2 | 35 | 25 | 18 | 4 | 1 | 20 | 23 | 4 | |

Red Sox in the Postseason

Red Sox in the Postseason, Continued

2004 American League Championship Series

(Red Sox 4, Yankees 3)

Game 1

at NEW YORK (Night) | Tuesday, October 12

| | R | H | E |
|----------|---|---|---|
| Boston | 0 | 0 | 0 |
| New York | 2 | 0 | 4 |

SCHILLING (L), Leskanic (4), Mendoza (5), Wakefield (6), Embree (7), Timlin (8), Foulke (8) and Varitek

MUSSINA (W), Sturtz (7), Gordon (8), Rivera (8-SV) and Posada

HR—Lofton (1), Varitek (1)

T—3:20; A—56,135

Game 2

at NEW YORK (Night) | Wednesday, October 13

| | R | H | E |
|----------|---|---|---|
| Boston | 0 | 0 | 0 |
| New York | 1 | 0 | 0 |

MARTINEZ (L), Timlin (7), Embree (7), Foulke (8) and Varitek

LIEBER (W), Gordon (8), Rivera (8-SV) and Posada

HR—Olerud (1)

T—3:15; A—56,136

Game 3

at BOSTON (Night) | Saturday, October 16

| | R | H | E |
|----------|---|---|---|
| New York | 3 | 0 | 3 |
| Boston | 0 | 4 | 2 |

Brown, VAZQUEZ (3-W), Quantrill (7), Gordon (9) and Posada

Arroyo, MENDOZA (3-L), Leskanic (4), Wakefield (4), Embree (7),

Myers (8) and Varitek, Mirabelli (8)

HR—Matsui 2 (2), Nixon (1), Rodriguez (1), Sheffield (1), Varitek (2)

T—4:20; A—35,126

Game 4

at BOSTON (Night) | Sunday, October 17

| | R | H | E |
|----------|---|---|---|
| New York | 0 | 0 | 2 |
| Boston | 0 | 0 | 0 |

Hernandez, Sturtz (6), Rivera (8), Gordon (10), QUANTRILL (12-L) and Posada

Lowe, Timlin (6), Foulke (7), Embree (10), Myers (11), LESKANIC (11-W) and Varitek

HR—Rodriguez (2), Ortiz (1)

T—5:02; A—34,826

Game 5

at BOSTON (Night) | Monday, October 18

| | R | H | E |
|----------|---|---|---|
| New York | 0 | 1 | 0 |
| Boston | 2 | 0 | 0 |

Mussina, Sturtz (7), Gordon (7), Rivera (8), Heredia (10), Quantrill (10), LOAIZA (11-L) and Posada

Martinez, Timlin (7), Foulke (8), Arroyo (10), Myers (11), Embree (11), WAKEFIELD (12-W) and Varitek

HR—Williams (1), Ortiz (2)

T—5:49; A—35,120

Game 6

at NEW YORK (Night) | Tuesday, October 19

| | R | H | E |
|----------|---|---|---|
| Boston | 0 | 0 | 0 |
| New York | 0 | 0 | 0 |

SCHILLING (W), Arroyo (8), Foulke (9-SV) and Varitek

LIEBER (L), Heredia (8), Quantrill (8), Sturtz (9) and Posada

HR—Bellhorn (1), Williams (2)

T—3:50; A—56,128

Game 7

at NEW YORK (Night) | Wednesday, October 20

| | R | H | E |
|----------|---|---|---|
| Boston | 2 | 4 | 0 |
| New York | 0 | 0 | 1 |

LOWE (W), Martinez (7), Timlin (8), Embree (9) and Varitek

BROWN (L), Vazquez (2), Loaiza (4), Heredia (7), Gordon (8),

Rivera (9) and Posada

HR—Ortiz (3), Damon 2 (2), Bellhorn (2)

T—3:31; A—56,129

2004 ALCS Statistics

| Batter | AVG | G | AB | R | H | 2B | 3B | HR | RBI | GW | SH | SF | HB | BB | SO | SB | CS | E |
|----------------|-------------|----------|------------|-----------|-----------|-----------|----------|-----------|-----------|----------|----------|----------|----------|-----------|-----------|----------|----------|----------|
| Bellhorn | .192 | 7 | 26 | 3 | 5 | 2 | 0 | 2 | 4 | 1 | 0 | 0 | 0 | 5 | 11 | 0 | 0 | 0 |
| Cabrera | .379 | 7 | 29 | 5 | 11 | 2 | 0 | 0 | 5 | 0 | 0 | 1 | 0 | 3 | 5 | 1 | 0 | 0 |
| Damon | .171 | 7 | 35 | 5 | 6 | 0 | 0 | 2 | 7 | 1 | 0 | 0 | 0 | 2 | 8 | 2 | 1 | 0 |
| Kapler | .333 | 2 | 3 | 0 | 1 | 0 | 0 | 0 | 0 | 0 | 0 | 0 | 0 | 0 | 0 | 0 | 0 | 0 |
| Mientkiewicz | .500 | 4 | 4 | 0 | 2 | 1 | 0 | 0 | 0 | 0 | 1 | 0 | 0 | 0 | 1 | 0 | 0 | 0 |
| Millar | .250 | 7 | 24 | 4 | 6 | 3 | 0 | 0 | 2 | 0 | 0 | 0 | 0 | 5 | 4 | 0 | 0 | 0 |
| Mirabelli | .000 | 1 | 1 | 0 | 0 | 0 | 0 | 0 | 0 | 0 | 0 | 0 | 0 | 0 | 0 | 0 | 0 | 0 |
| Mueller | .267 | 7 | 30 | 4 | 8 | 1 | 0 | 0 | 1 | 0 | 0 | 0 | 0 | 1 | 2 | 1 | 0 | 0 |
| Nixon | .207 | 7 | 29 | 4 | 6 | 1 | 0 | 1 | 3 | 0 | 0 | 0 | 0 | 0 | 5 | 0 | 0 | 0 |
| Ortiz | .387 | 7 | 31 | 6 | 12 | 0 | 1 | 3 | 11 | 2 | 0 | 0 | 0 | 4 | 7 | 0 | 1 | 0 |
| Ramirez | .300 | 7 | 30 | 3 | 9 | 1 | 0 | 0 | 0 | 0 | 0 | 0 | 0 | 5 | 4 | 0 | 0 | 1 |
| Reese | .000 | 3 | 1 | 0 | 0 | 0 | 0 | 0 | 0 | 0 | 0 | 0 | 0 | 0 | 1 | 0 | 0 | 0 |
| Roberts | .000 | 2 | 0 | 2 | 0 | 0 | 0 | 0 | 0 | 0 | 0 | 0 | 0 | 0 | 0 | 1 | 0 | 0 |
| Varitek | .321 | 7 | 28 | 5 | 9 | 1 | 0 | 2 | 7 | 0 | 0 | 1 | 0 | 2 | 6 | 0 | 0 | 0 |
| Red Sox | .277 | 7 | 271 | 41 | 75 | 12 | 1 | 10 | 40 | 4 | 1 | 2 | 1 | 28 | 53 | 4 | 2 | 1 |
| Yankees | .282 | 7 | 277 | 45 | 78 | 21 | 2 | 9 | 44 | 3 | 3 | 1 | 7 | 33 | 51 | 3 | 0 | 4 |

WHO SAID IT CAN'T BE DONE?

The 2004 Red Sox became the 1st team in baseball history and just the 3rd team in the history of Major League Baseball, the NBA, and the NHL, to overcome a 3-0 deficit to win a best-of-7 postseason series when they beat the Yankees in a 7-game ALCS..Both previous instances had come in hockey...Toronto rallied past Detroit in the 1942 Stanley Cup Finals, and the Islanders turned the trick against Pittsburgh in the 2nd round of the 1975 playoffs.

Red Sox in the Postseason, Continued

2004 ALCS Statistics, (Cont.)

| Pitcher | W | L | ERA | G | GS | CG | SHO | SV | IP | H | R | ER | HR | HB | BB | SO | WP |
|----------------|----------|----------|-------------|----------|----------|----------|----------|----------|-------------|-----------|-----------|-----------|-----------|----------|-----------|-----------|----------|
| Arroyo | 0 | 0 | 15.75 | 3 | 1 | 0 | 0 | 0 | 4.0 | 8 | 7 | 7 | 2 | 0 | 2 | 3 | 0 |
| Embree | 0 | 0 | 3.86 | 6 | 0 | 0 | 0 | 0 | 4.2 | 9 | 2 | 2 | 0 | 0 | 1 | 2 | 0 |
| Foulke | 0 | 0 | 0.00 | 5 | 0 | 0 | 0 | 1 | 6.0 | 1 | 0 | 0 | 0 | 1 | 6 | 6 | 0 |
| Leskanic | 1 | 0 | 10.13 | 3 | 0 | 0 | 0 | 0 | 2.2 | 3 | 3 | 3 | 1 | 0 | 3 | 2 | 0 |
| Lowe | 1 | 0 | 3.18 | 2 | 2 | 0 | 0 | 0 | 11.1 | 7 | 4 | 4 | 1 | 1 | 1 | 6 | 0 |
| Martinez | 0 | 1 | 6.23 | 3 | 2 | 0 | 0 | 0 | 13.0 | 14 | 9 | 9 | 2 | 3 | 9 | 14 | 0 |
| Mendoza | 0 | 1 | 4.50 | 2 | 0 | 0 | 0 | 0 | 2.0 | 2 | 1 | 1 | 0 | 2 | 0 | 1 | 0 |
| Myers | 0 | 0 | 7.71 | 3 | 0 | 0 | 0 | 0 | 2.1 | 5 | 2 | 2 | 1 | 0 | 1 | 4 | 0 |
| Schilling | 1 | 1 | 6.30 | 2 | 2 | 0 | 0 | 0 | 10.0 | 10 | 7 | 7 | 1 | 0 | 2 | 5 | 0 |
| Timlin | 0 | 0 | 4.76 | 5 | 0 | 0 | 0 | 0 | 5.2 | 10 | 3 | 3 | 0 | 0 | 5 | 2 | 1 |
| Wakefield | 1 | 0 | 8.59 | 3 | 0 | 0 | 0 | 0 | 7.1 | 9 | 7 | 7 | 1 | 0 | 3 | 6 | 0 |
| Red Sox | 4 | 3 | 5.87 | 7 | 7 | 0 | 0 | 1 | 69.0 | 78 | 45 | 45 | 9 | 7 | 33 | 51 | 1 |
| Yankees | 3 | 4 | 5.17 | 7 | 7 | 0 | 0 | 2 | 69.2 | 75 | 41 | 40 | 10 | 1 | 28 | 53 | 3 |

RED SOX FACTS - WALKING AWAY A WINNER

The Red Sox have 12 walk-off wins overall in their postseason annals, including 8 in their last 9 appearances...Here's the complete list:

Game 8, 1912 World Series: Larry Gardner's sac fly with 1 out in the bottom of the 10th scored Steve Yerkes and capped a 2-run rally that gave the Red Sox a 3-2 win over the New York Giants and the World Series championship in their 1st season at Fenway Park...The Sox won the Series 4 games to 3 with 1 tie.

Game 3, 1915 World Series: Duffy Lewis delivered an RBI single with 1 out in the bottom of the 9th, bringing Harry Hooper home with the game-winner as the Red Sox edged the Phillies, 2-1, at Braves Field.

Game 2, 1916 World Series: Pinch-hitter Del Gainer singled home Mike McNally with 1 out in the bottom of the 14th to give the Red Sox a 2-1 win over Brooklyn at Braves Field.

Game 6, 1975 World Series: Carlton Fisk led off the bottom of the 12th with a homer off Cincinnati's Pat Darcy, giving Boston a 7-6 victory and forcing a decisive Game 7.

Game 3, 2003 ALDS: A loss from elimination, the Red Sox lived to fight another day after pinch-hitter Trot Nixon drilled a 2-run homer off Rich Harden with 1 out in the bottom of the 11th.

Game 3, 2004 ALDS: David Ortiz gave the Red Sox a 3-game sweep of the Angels with a 2-run homer into the Green Monster Seats with 2 outs in the bottom of the 10th, lifting the Sox into the ALCS with an 8-6 win.

Game 4, 2004 ALCS: Down 3 games to none, the Red Sox stayed alive when David Ortiz crushed a 2-run blast to right field off the Yankees' Paul Quantrill.

Game 5, 2004 ALCS: The Red Sox continued their quest toward the greatest comeback in baseball history when, for the 2nd night in a row, David Ortiz delivered the game-winning run in walk-off fashion...This time, facing Esteban Loaiza, Ortiz singled Johnny Damon home from 2nd with 2 outs in the bottom of the 14th for a 5-4 win.

Game 2, 2007 ALDS: Manny Ramirez belted a 3-run, walk-off homer over the Green Monster and into the Boston night off Francisco Rodriguez in the bottom of the 9th inning to give the Red Sox a 6-3 win over the Angels.

Game 4, 2008 ALDS: Jed Lowrie drove in Jason Bay with a 2-out, walk-off single in the bottom of the 9th inning, giving the Red Sox their 5th Division Series win in club history...It was the 23rd time in postseason history that a series was decided by a walk-off hit, the 4th time that a rookie had done so.

Game 5, 2008 ALCS: J.D. Drew drove in Kevin Youkilis from 2nd base with a 9th-inning, walk-off single to cap a 7-run comeback...It was the largest postseason comeback since Game 4 of the 1929 World Series, the 2nd largest in playoff history, and the largest ever for a team facing elimination.

Game 2, 2013 ALCS: After David Ortiz's 1st career postseason grand slam tied the game in the 8th, Jarrod Saltalamacchia drove in the game-winner with a walk-off single in the 9th, scoring Jonny Gomes for a 6-5 victory to tie the series with the Tigers 1-1. It was the 6th time in postseason history that a team came back to win after trailing by at least 4 runs in the 8th inning or later, 1st for the Red Sox, and the 2nd such postseason win to end in a walk-off.

Red Sox in the Postseason, Continued

2004 World Series

(Red Sox 4, Cardinals 0)

Game 1

at BOSTON (Night) | Saturday, October 23

| | R | H | E |
|-----------|---|---|---|
| St. Louis | 0 | 1 | 1 |
| Boston | 4 | 0 | 3 |

Williams, Haren (3), Calero (7), King (7), Eldred (7), TAVAREZ (8-L) and Matheny, Molina (8)

Wakefield, Arroyo (4), Timlin (7), Embree (8), FOULKE (8-BSV, W) and Mirabelli, Varitek (7)

HR—Ortiz (1), Bellhorn (1), Walker (1)

T—4:00; A—35,035

Game 2

at BOSTON (Night) | Sunday, October 24

| | R | H | E |
|-----------|---|---|---|
| St. Louis | 0 | 0 | 0 |
| Boston | 2 | 5 | 0 |

MORRIS (L), Eldred (5), King (6), Marquis (7), Reyes (8) and Matheny

SCHILLING (W), Embree (7), Timlin (8), Foulke (8) and Varitek

HR—None

T—3:20; A—35,001

Game 3

at ST. LOUIS (Night) | Tuesday, October 26

| | R | H | E |
|-----------|---|---|---|
| Boston | 1 | 0 | 0 |
| St. Louis | 0 | 0 | 0 |

MARTINEZ (W), Timin (8), Foulke (9) and Varitek

SUPPAN (L), Reyes (5), Calero (6), King (7), Tavaréz (9)

and Matheny, Molina (9)

HR—Ramirez (1), Walker (2)

T—2:58; A—52,015

Game 4

at ST. LOUIS (Night) | Wednesday, October 27

| | R | H | E |
|-----------|---|---|---|
| Boston | 1 | 0 | 2 |
| St. Louis | 0 | 0 | 0 |

LOWE (W), Arroyo (8), Embree (8), Foulke (9-SV) and Varitek

MARQUIS (L), Haren (7), Isringhausen (8) and Molina, Matheny (9)

HR—Damon (1)

T—3:14; A—52,037

2004 World Series Statistics

| Batter | AVG | G | AB | R | H | 2B | 3B | HR | RBI | GW | SH | SF | HB | BB | SO | SB | CS | E |
|------------------|-------------|----------|------------|-----------|-----------|-----------|----------|----------|-----------|----------|----------|----------|----------|-----------|-----------|----------|----------|----------|
| Bellhorn | .300 | 4 | 10 | 3 | 3 | 1 | 0 | 1 | 4 | 2 | 0 | 0 | 1 | 5 | 2 | 0 | 0 | 1 |
| Cabrera | .235 | 4 | 17 | 3 | 4 | 1 | 0 | 0 | 3 | 0 | 0 | 0 | 1 | 3 | 1 | 0 | 0 | 0 |
| Damon | .286 | 4 | 21 | 4 | 6 | 2 | 1 | 1 | 2 | 0 | 0 | 0 | 0 | 0 | 1 | 0 | 0 | 0 |
| Kapler | .000 | 4 | 2 | 0 | 0 | 0 | 0 | 0 | 0 | 0 | 0 | 0 | 0 | 0 | 1 | 0 | 0 | 0 |
| Lowe | .000 | 1 | 2 | 0 | 0 | 0 | 0 | 0 | 0 | 0 | 1 | 0 | 0 | 0 | 1 | 0 | 0 | 0 |
| Martinez | .000 | 1 | 2 | 0 | 0 | 0 | 0 | 0 | 0 | 0 | 0 | 0 | 0 | 1 | 2 | 0 | 0 | 0 |
| Mientkiewicz | .000 | 4 | 1 | 0 | 0 | 0 | 0 | 0 | 0 | 0 | 0 | 0 | 0 | 0 | 0 | 0 | 0 | 0 |
| Millar | .125 | 4 | 8 | 2 | 1 | 1 | 0 | 0 | 0 | 0 | 0 | 0 | 1 | 2 | 2 | 0 | 0 | 1 |
| Mirabelli | .333 | 1 | 3 | 1 | 1 | 0 | 0 | 0 | 0 | 0 | 0 | 0 | 0 | 0 | 1 | 0 | 0 | 0 |
| Mueller | .429 | 4 | 14 | 3 | 6 | 2 | 0 | 0 | 2 | 0 | 0 | 0 | 0 | 4 | 0 | 0 | 0 | 3 |
| Nixon | .357 | 4 | 14 | 1 | 5 | 3 | 0 | 0 | 3 | 1 | 0 | 0 | 0 | 1 | 1 | 0 | 0 | 0 |
| Ortiz | .308 | 4 | 13 | 3 | 4 | 1 | 0 | 1 | 4 | 0 | 0 | 0 | 0 | 4 | 1 | 0 | 0 | 0 |
| Ramirez | .412 | 4 | 17 | 2 | 7 | 0 | 0 | 1 | 4 | 1 | 0 | 0 | 0 | 3 | 3 | 0 | 0 | 2 |
| Reese | .000 | 4 | 1 | 0 | 0 | 0 | 0 | 0 | 0 | 0 | 0 | 0 | 0 | 0 | 0 | 0 | 0 | 0 |
| Roberts | — | 0 | 0 | 0 | 0 | 0 | 0 | 0 | 0 | 0 | 0 | 0 | 0 | 0 | 0 | 0 | 0 | 0 |
| Varitek | .154 | 4 | 13 | 2 | 2 | 0 | 1 | 0 | 2 | 0 | 0 | 0 | 1 | 1 | 4 | 0 | 0 | 0 |
| Youkilis | — | 0 | 0 | 0 | 0 | 0 | 0 | 0 | 0 | 0 | 0 | 0 | 0 | 0 | 0 | 0 | 0 | 0 |
| Red Sox | .283 | 4 | 138 | 24 | 39 | 11 | 2 | 4 | 24 | 4 | 1 | 0 | 4 | 24 | 20 | 0 | 0 | 8 |
| Cardinals | .190 | 4 | 126 | 12 | 24 | 8 | 0 | 2 | 8 | 0 | 2 | 3 | 1 | 12 | 32 | 1 | 0 | 1 |

| Pitcher | W | L | ERA | G | GS | CG | SHO | SV | IP | H | R | ER | HR | HB | BB | SO | WP |
|------------------|----------|----------|-------------|----------|----------|----------|----------|----------|-------------|-----------|-----------|-----------|----------|----------|-----------|-----------|----------|
| Arroyo | 0 | 0 | 6.75 | 2 | 0 | 0 | 0 | 0 | 2.2 | 4 | 2 | 2 | 0 | 0 | 1 | 4 | 0 |
| Embree | 0 | 0 | 0.00 | 3 | 0 | 0 | 0 | 0 | 1.2 | 1 | 1 | 0 | 0 | 0 | 0 | 4 | 0 |
| Foulke | 1 | 0 | 1.80 | 4 | 0 | 0 | 0 | 1 | 5.0 | 4 | 1 | 1 | 1 | 0 | 1 | 8 | 0 |
| Leskanic | 0 | 0 | — | 0 | 0 | 0 | 0 | 0 | 0.0 | 0 | 0 | 0 | 0 | 0 | 0 | 0 | 0 |
| Lowe | 1 | 0 | 0.00 | 1 | 1 | 0 | 0 | 0 | 7.0 | 3 | 0 | 0 | 0 | 0 | 1 | 4 | 1 |
| Martinez | 1 | 0 | 0.00 | 1 | 1 | 0 | 0 | 0 | 7.0 | 3 | 0 | 0 | 0 | 0 | 2 | 6 | 0 |
| Myers | 0 | 0 | — | 0 | 0 | 0 | 0 | 0 | 0.0 | 0 | 0 | 0 | 0 | 0 | 0 | 0 | 0 |
| Schilling | 1 | 0 | 0.00 | 1 | 1 | 0 | 0 | 0 | 6.0 | 4 | 1 | 0 | 0 | 0 | 1 | 4 | 0 |
| Timlin | 0 | 0 | 6.00 | 3 | 0 | 0 | 0 | 0 | 3.0 | 2 | 2 | 2 | 0 | 0 | 1 | 0 | 0 |
| Wakefield | 0 | 0 | 12.27 | 1 | 1 | 0 | 0 | 0 | 3.2 | 3 | 5 | 5 | 1 | 1 | 5 | 2 | 0 |
| Red Sox | 4 | 0 | 2.50 | 4 | 4 | 0 | 1 | 1 | 36.0 | 24 | 12 | 10 | 2 | 1 | 12 | 32 | 1 |
| Cardinals | 0 | 4 | 6.09 | 4 | 4 | 0 | 0 | 0 | 34.0 | 39 | 24 | 23 | 4 | 4 | 24 | 20 | 0 |

Red Sox in the Postseason

Red Sox in the Postseason, Continued

2003 American League Division Series

(Red Sox 3, Athletics 2)

Game 1

at OAKLAND (Night) | Wednesday, October 1

| | R | H | E |
|---------|---|----|---|
| Boston | 4 | 12 | 2 |
| Oakland | 5 | 8 | 0 |

Martinez, Timlin (8), Kim (9), Embree (9), Williamson (10), LOWE (11-L) and Varitek
Hudson, Rincon (7), Bradford (8), Foulke (9), HARDEN (12-W) and R. Hernandez
HR—Walker 2 (2), Varitek (1)
T—4:37; A—50,606

Game 2

at OAKLAND (Day) | Thursday, October 2

| | R | H | E |
|---------|---|---|---|
| Boston | 1 | 6 | 1 |
| Oakland | 5 | 6 | 0 |

WAKEFIELD (L), Embree (7), Williamson (8) and Mirabelli
ZITO (W), Bradford (8), Foulke (9) and R. Hernandez
HR—None
T—2:37; A—36,305

Game 3

at BOSTON (Night) | Saturday, October 4

| | R | H | E |
|---------|---|---|---|
| Oakland | 1 | 6 | 3 |
| Boston | 3 | 7 | 2 |

Lowe, Timlin (8), WILLIAMSON (11-W) and Varitek, Mirabelli (10)
Lilly, Bradford (8), Rincon (9), Mccir (10), HARDEN (11-L) and R. Hernandez
HR—Nixon (1)
T—3:42; A—35,460

Game 4

at BOSTON (Day) | Sunday, October 5

| | R | H | E |
|---------|---|----|---|
| Oakland | 4 | 11 | 1 |
| Boston | 5 | 7 | 0 |

Hudson, Sparks (2), Rincon (6), FOLKLE (8-L) and Melhuse
Burkett, Wakefield (6), WILLIAMSON (8-W) and Varitek
HR—Damon (1), Dye (1), Walker (3)
T—3:02; A—35,048

Game 5

at OAKLAND (Night) | Monday, October 6

| | R | H | E |
|---------|---|---|---|
| Boston | 4 | 6 | 0 |
| Oakland | 3 | 7 | 0 |

MARTINEZ (W), Embree (8), Timlin (8), Williamson (9), Lowe (9-5V) and Varitek
ZITO (L), Lilly (7), Bradford (9), Rincon (9) and R. Hernandez
HR—Varitek (2), M. Ramirez (1)
T—3:05; A—49,397

2003 ALDS Statistics

| Batter | AVG | G | AB | R | H | 2B | 3B | HR | RBI | GW | SH | SF | HB | BB | SO | SB | CS | E |
|------------------|-------------|----------|------------|-----------|-----------|----------|----------|----------|-----------|----------|----------|----------|----------|-----------|-----------|----------|----------|----------|
| Brown | .000 | 4 | 2 | 0 | 0 | 0 | 0 | 0 | 0 | 0 | 0 | 0 | 0 | 0 | 1 | 0 | 0 | 0 |
| Damon | .316 | 5 | 19 | 2 | 6 | 2 | 0 | 1 | 3 | 0 | 0 | 0 | 1 | 2 | 1 | 2 | 0 | 0 |
| Garciparra | .300 | 5 | 20 | 2 | 6 | 1 | 0 | 0 | 0 | 0 | 0 | 0 | 0 | 3 | 3 | 0 | 0 | 1 |
| Jackson | .000 | 4 | 5 | 0 | 0 | 0 | 0 | 0 | 0 | 0 | 0 | 0 | 0 | 0 | 2 | 0 | 0 | 0 |
| Kapler | .000 | 4 | 9 | 0 | 0 | 0 | 0 | 0 | 0 | 0 | 0 | 0 | 0 | 0 | 3 | 0 | 0 | 0 |
| McCarty | — | 1 | 0 | 0 | 0 | 0 | 0 | 0 | 0 | 0 | 0 | 0 | 0 | 0 | 0 | 0 | 0 | 0 |
| Millar | .238 | 5 | 21 | 0 | 5 | 0 | 0 | 0 | 0 | 0 | 0 | 0 | 0 | 2 | 4 | 0 | 0 | 0 |
| Mirabelli | .500 | 2 | 4 | 2 | 2 | 1 | 0 | 0 | 0 | 0 | 0 | 0 | 0 | 0 | 1 | 0 | 0 | 0 |
| Mueller | .105 | 5 | 19 | 0 | 2 | 1 | 0 | 0 | 0 | 0 | 0 | 0 | 0 | 3 | 4 | 0 | 0 | 0 |
| Nixon | .200 | 4 | 10 | 1 | 2 | 0 | 0 | 1 | 2 | 1 | 0 | 0 | 0 | 1 | 3 | 0 | 0 | 0 |
| Ortiz | .095 | 5 | 21 | 0 | 2 | 1 | 0 | 0 | 2 | 1 | 0 | 0 | 0 | 2 | 7 | 0 | 0 | 0 |
| Ramirez | .200 | 5 | 20 | 2 | 4 | 0 | 0 | 1 | 3 | 1 | 0 | 0 | 0 | 3 | 7 | 0 | 0 | 0 |
| Varitek | .286 | 5 | 14 | 4 | 4 | 0 | 0 | 2 | 2 | 0 | 0 | 0 | 0 | 2 | 2 | 0 | 0 | 0 |
| Walker | .313 | 5 | 16 | 4 | 5 | 0 | 0 | 3 | 4 | 0 | 0 | 0 | 1 | 0 | 1 | 0 | 0 | 2 |
| Red Sox | .211 | 5 | 180 | 17 | 38 | 6 | 0 | 8 | 16 | 3 | 0 | 0 | 2 | 18 | 39 | 3 | 0 | 5 |
| Athletics | .213 | 5 | 178 | 18 | 38 | 8 | 1 | 1 | 15 | 2 | 1 | 0 | 4 | 21 | 37 | 3 | 0 | 5 |

| Pitcher | W | L | ERA | G | GS | CG | SHO | SV | IP | H | R | ER | HR | HB | BB | SO | WP |
|------------------|----------|----------|-------------|----------|----------|----------|----------|----------|-------------|-----------|-----------|-----------|----------|----------|-----------|-----------|----------|
| Burkett | 0 | 0 | 6.75 | 1 | 1 | 0 | 0 | 0 | 5.1 | 9 | 4 | 4 | 1 | 0 | 2 | 1 | 0 |
| Embree | 0 | 0 | 0.00 | 3 | 0 | 0 | 0 | 0 | 2.0 | 1 | 0 | 0 | 0 | 0 | 0 | 0 | 0 |
| Kim | 0 | 0 | 13.50 | 1 | 0 | 0 | 0 | 0 | 0.2 | 0 | 1 | 1 | 0 | 1 | 1 | 1 | 0 |
| Lowe | 0 | 1 | 0.93 | 3 | 1 | 0 | 0 | 1 | 9.2 | 7 | 2 | 1 | 0 | 0 | 7 | 6 | 0 |
| Martinez, P. | 1 | 0 | 3.86 | 2 | 2 | 0 | 0 | 0 | 14.0 | 13 | 6 | 6 | 0 | 1 | 5 | 9 | 0 |
| Timlin | 0 | 0 | 0.00 | 3 | 0 | 0 | 0 | 0 | 4.1 | 0 | 0 | 0 | 0 | 0 | 0 | 5 | 0 |
| Wakefield | 0 | 1 | 3.52 | 2 | 1 | 0 | 0 | 0 | 7.2 | 6 | 5 | 3 | 0 | 2 | 3 | 7 | 0 |
| Williamson | 2 | 0 | 0.00 | 5 | 0 | 0 | 0 | 0 | 5.0 | 2 | 0 | 0 | 0 | 0 | 3 | 8 | 0 |
| Red Sox | 3 | 2 | 2.77 | 5 | 5 | 0 | 0 | 1 | 48.2 | 38 | 18 | 15 | 1 | 4 | 21 | 37 | 0 |
| Athletics | 2 | 3 | 2.98 | 5 | 5 | 0 | 0 | 0 | 48.1 | 38 | 17 | 16 | 8 | 2 | 18 | 39 | 1 |

Red Sox in the Postseason

Red Sox in the Postseason, Continued

2003 American League Championship Series

(Yankees 4, Red Sox 3)

Game 1

at NEW YORK (Night) | Wednesday, October 8

| | R | H | E |
|----------|---|---|---|
| Boston | 0 | 0 | 0 |
| New York | 2 | 2 | 0 |

WAKEFIELD (W), Embree (7), Timlin (8), Williamson (9-SV) and Mirabelli
 MUSSINA (L), Heredia (6), Nelson (7), White (7), Contreras (9) and Posada
 HR—Ortiz (1), Walker (1), Ramirez (1)
 T—3:20; A—56,281

Game 2

at NEW YORK (Night) | Thursday, October 9

| | R | H | E |
|----------|---|---|---|
| Boston | 0 | 1 | 0 |
| New York | 0 | 2 | 1 |

LOWE (L), Sauerbeck (7), Arroyo (8) and Varitek
 PETTITTE (W), Contreras (7), Rivera (9) and Posada
 HR—N. Johnson (1), Varitek (1)
 T—3:05; A—56,295

Game 3

at BOSTON (Day) | Saturday, October 11

| | R | H | E |
|----------|---|---|---|
| New York | 0 | 1 | 1 |
| Boston | 2 | 0 | 0 |

CLEMENS (W), Heredia (7), Contreras (7), Rivera (8-SV) and Posada
 P. MARTINEZ (L), Timlin (8), Embree (9) and Varitek
 HR—Jeter (1)
 T—3:14; A—34,209

Game 4

at BOSTON (Night) | Monday, October 13

| | R | H | E |
|----------|---|---|---|
| New York | 0 | 0 | 0 |
| Boston | 0 | 0 | 0 |

MUSSINA (L), Heredia (7), Nelson (8) and Posada
 WAKEFIELD (W), Timlin (8), Williamson (9-SV) and Mirabelli, Varitek (8)
 HR—Walker (2), Nixon (1), Sierra (1)
 T—2:49; A—34,599

Game 5

at BOSTON (Day) | Tuesday, October 14

| | R | H | E |
|----------|---|---|---|
| New York | 0 | 3 | 0 |
| Boston | 0 | 0 | 0 |

WELLS (W), Rivera (8-SV) and Posada
 LOWE (L), Embree (8), Arroyo (9) and Varitek
 HR—Ramirez (2)
 T—3:04; A—34,619

Game 6

at NEW YORK (Day) | Wednesday, October 15

| | R | H | E |
|----------|---|---|---|
| Boston | 0 | 0 | 4 |
| New York | 1 | 0 | 0 |

Burkett, Arroyo (4), T. Jones (6), EMBREE (6-W), Timlin (8), Williamson (9-SV)
 and Varitek
 Pettitte, CONTRERAS (6-L), Heredia (7), Nelson (8), White (9) and Posada
 HR—Ja. Giambi (1), Varitek (2), Posada (1), Nixon (2)
 T—4:09; A—56,277

Game 7

at NEW YORK (Night) | Thursday, October 16

| | R | H | E |
|----------|---|---|---|
| Boston | 0 | 3 | 0 |
| New York | 0 | 0 | 0 |

P. Martinez, Embree (8), Timlin (8), WAKEFIELD (10-L) and Varitek, Mirabelli (9)
 Clemens, Mussina (4), Heredia (7), Nelson (7), Wells (8), RIVERA (9-W) and Posada
 HR—Nixon (3), Millar (1), Ja. Giambi 2 (3), Ortiz (2), A. Boone (1)
 T—3:56; A—56,279

2003 ALCS Statistics

| Batter | AVG | G | AB | R | H | 2B | 3B | HR | RBI | GW | SH | SF | HB | BB | SO | SB | CS | E |
|----------------|-------------|----------|------------|-----------|-----------|-----------|----------|-----------|-----------|----------|----------|----------|----------|-----------|-----------|----------|----------|----------|
| Damon | .200 | 5 | 20 | 1 | 4 | 1 | 0 | 0 | 1 | 1 | 0 | 0 | 0 | 3 | 3 | 1 | 0 | 0 |
| Garciaparra | .241 | 7 | 29 | 2 | 7 | 0 | 1 | 0 | 1 | 0 | 0 | 0 | 0 | 2 | 8 | 0 | 0 | 1 |
| Jackson | .333 | 5 | 3 | 0 | 1 | 0 | 0 | 0 | 1 | 0 | 0 | 0 | 0 | 0 | 1 | 0 | 1 | 1 |
| Kapler | .125 | 3 | 8 | 0 | 1 | 0 | 0 | 0 | 0 | 0 | 0 | 0 | 0 | 0 | 3 | 0 | 1 | 0 |
| McCarty | .000 | 1 | 1 | 0 | 0 | 0 | 0 | 0 | 0 | 0 | 0 | 0 | 0 | 0 | 1 | 0 | 0 | 0 |
| Millar | .241 | 7 | 29 | 3 | 7 | 0 | 0 | 1 | 3 | 0 | 0 | 0 | 0 | 1 | 9 | 0 | 0 | 1 |
| Mirabelli | .286 | 3 | 7 | 0 | 2 | 0 | 0 | 0 | 0 | 0 | 0 | 0 | 0 | 0 | 2 | 0 | 0 | 0 |
| Mueller | .222 | 7 | 27 | 1 | 6 | 2 | 0 | 0 | 0 | 0 | 0 | 0 | 0 | 2 | 7 | 0 | 0 | 0 |
| Nixon | .333 | 7 | 24 | 3 | 8 | 1 | 0 | 3 | 5 | 0 | 0 | 0 | 1 | 3 | 7 | 1 | 2 | 0 |
| Ortiz | .269 | 7 | 26 | 4 | 7 | 1 | 0 | 2 | 6 | 0 | 0 | 0 | 1 | 3 | 8 | 0 | 0 | 0 |
| Ramirez | .310 | 7 | 29 | 6 | 9 | 1 | 0 | 2 | 4 | 0 | 0 | 0 | 0 | 1 | 4 | 0 | 1 | 0 |
| Varitek | .300 | 6 | 20 | 4 | 6 | 2 | 0 | 2 | 3 | 1 | 0 | 0 | 0 | 1 | 5 | 0 | 0 | 0 |
| Walker | .370 | 7 | 27 | 5 | 10 | 1 | 1 | 2 | 2 | 1 | 0 | 0 | 1 | 1 | 2 | 0 | 0 | 0 |
| Red Sox | .272 | 7 | 250 | 29 | 68 | 9 | 2 | 12 | 26 | 3 | 0 | 0 | 3 | 17 | 60 | 2 | 5 | 3 |
| Yankees | .227 | 7 | 238 | 30 | 54 | 12 | 0 | 8 | 29 | 4 | 0 | 1 | 4 | 21 | 49 | 5 | 1 | 5 |

| Pitcher | W | L | ERA | G | GS | CG | SHO | SV | IP | H | R | ER | HR | HB | BB | SO | WP |
|----------------|----------|----------|-------------|----------|----------|----------|----------|----------|-------------|-----------|-----------|-----------|-----------|----------|-----------|-----------|----------|
| Arroyo | 0 | 0 | 2.70 | 3 | 0 | 0 | 0 | 0 | 3.1 | 2 | 1 | 1 | 1 | 1 | 2 | 5 | 0 |
| Burkett | 0 | 0 | 7.36 | 1 | 1 | 0 | 0 | 0 | 3.2 | 7 | 5 | 3 | 1 | 0 | 0 | 1 | 0 |
| Embree | 1 | 0 | 0.00 | 5 | 0 | 0 | 0 | 0 | 4.2 | 3 | 0 | 0 | 0 | 0 | 0 | 1 | 0 |
| Jones, T. | 0 | 0 | 0.00 | 1 | 0 | 0 | 0 | 0 | 0.1 | 1 | 0 | 0 | 0 | 0 | 1 | 1 | 0 |
| Lowe | 0 | 2 | 6.43 | 2 | 2 | 0 | 0 | 0 | 14.0 | 14 | 10 | 3 | 1 | 7 | 5 | 0 | 0 |
| Martinez, P. | 0 | 1 | 5.65 | 2 | 2 | 0 | 0 | 0 | 14.1 | 16 | 9 | 9 | 1 | 1 | 2 | 14 | 0 |
| Sauerbeck | 0 | 0 | 0.00 | 1 | 0 | 0 | 0 | 0 | 0.1 | 1 | 0 | 0 | 0 | 0 | 1 | 0 | 0 |
| Timlin | 0 | 0 | 0.00 | 5 | 0 | 0 | 0 | 0 | 5.1 | 1 | 0 | 0 | 0 | 0 | 2 | 6 | 0 |
| Wakefield | 2 | 1 | 2.57 | 3 | 2 | 0 | 0 | 0 | 14.0 | 8 | 5 | 4 | 2 | 1 | 6 | 10 | 0 |
| Williamson | 0 | 0 | 3.00 | 3 | 0 | 0 | 0 | 3 | 3.0 | 1 | 1 | 1 | 1 | 0 | 0 | 6 | 0 |
| Red Sox | 3 | 4 | 4.00 | 7 | 7 | 0 | 0 | 3 | 63.0 | 54 | 31 | 28 | 8 | 4 | 21 | 49 | 0 |
| Yankees | 4 | 3 | 3.94 | 7 | 7 | 0 | 0 | 2 | 64.0 | 68 | 29 | 28 | 12 | 3 | 17 | 60 | 3 |

Red Sox in the Postseason

Red Sox in the Postseason, Continued

1999 American League Division Series

(Red Sox 3, Indians 2)

Game 1

at CLEVELAND (Night) | Wednesday, October 6

| | R | H | E |
|-----------|---|---|---|
| Boston | 0 | 1 | 0 |
| Cleveland | 0 | 0 | 0 |

P. Martinez, LOWE (5-L), Cormier (9), Garces (9) and Varitek
 Colon, SHUEY (9-W) and S. Alomar
 HR—Garciaparra (1), Thome (1)
 T—2:53; A—45,182

Game 2

at CLEVELAND (Day) | Thursday, October 7

| | R | H | E |
|-----------|---|---|---|
| Boston | 0 | 0 | 1 |
| Cleveland | 0 | 0 | 6 |

SABERHAGEN (L), Wasdin (3), Wakefield (5), Gordon (7), Beck (8) and Varitek
 NAGY (W), Karsay (8), Jackson (9) and S. Alomar
 HR—Baines (1), Thome (2)
 T—2:47; A—45,184

Game 3

at BOSTON (Day) | Saturday, October 9

| | R | H | E |
|-----------|---|---|---|
| Cleveland | 0 | 0 | 0 |
| Boston | 0 | 0 | 0 |

Burba, WRIGHT (5-L), Rincon (7), DePaula (7), S. Reed (8) and S. Alomar
 R. Martinez, LOWE (6-W), Beck (9) and Varitek
 HR—Valentin (1), Daubach (1)
 T—3:08; A—33,539

Game 4

at BOSTON (Night) | Sunday, October 10

| | R | H | E |
|-----------|---|---|---|
| Cleveland | 1 | 1 | 0 |
| Boston | 2 | 5 | 3 |

COLON (L), Karsay (2), S. Reed (4), DePaula (5), Assenmacher (7), Shuey (8)
 and S. Alomar, Diaz (7)
 Mercker, GARCES (2-W), Wakefield (5), Wasdin (5), Cormier (5), Gordon (9)
 and Varitek, Hattberg (8)
 HR—Valentin 2 (3), Offerman (1), Varitek (1), Cordero (1)
 T—3:49; A—33,898

Game 5

at CLEVELAND (Night) | Monday, October 11

| | R | H | E |
|-----------|---|---|---|
| Boston | 2 | 0 | 5 |
| Cleveland | 3 | 2 | 3 |

Saberhagen, Lowe (2), P. MARTINEZ (4-W) and Varitek
 Nagy, De Paula (4), SHUEY (7-L), Jackson (9) and S. Alomar
 HR—O'Leary 2 (2), Thome 2 (4), Garciaparra (2), Fryman (1)
 T—3:12; A—45,114

1999 ALDS Statistics

| Batter | AVG | G | AB | R | H | 2B | 3B | HR | RBI | GW | SH | SF | HB | BB | SO | SB | CS | E |
|----------------|-------------|----------|------------|-----------|-----------|-----------|----------|-----------|-----------|----------|----------|----------|----------|-----------|-----------|----------|----------|----------|
| Burford | .000 | 1 | 3 | 0 | 0 | 0 | 0 | 0 | 0 | 0 | 0 | 0 | 0 | 1 | 0 | 0 | 0 | 0 |
| Daubach | .250 | 4 | 16 | 3 | 4 | 2 | 0 | 1 | 3 | 0 | 0 | 0 | 0 | 7 | 0 | 0 | 0 | 0 |
| Garciaparra | .417 | 4 | 12 | 6 | 5 | 2 | 0 | 2 | 4 | 0 | 0 | 0 | 1 | 3 | 3 | 0 | 0 | 0 |
| Hattberg | 1.000 | 1 | 1 | 1 | 1 | 0 | 0 | 0 | 0 | 0 | 0 | 0 | 1 | 0 | 0 | 0 | 0 | 0 |
| Huskey | .200 | 2 | 5 | 0 | 1 | 0 | 0 | 0 | 0 | 0 | 0 | 0 | 0 | 1 | 0 | 0 | 0 | 0 |
| Lewis | .375 | 4 | 16 | 5 | 6 | 1 | 0 | 0 | 2 | 1 | 0 | 0 | 1 | 0 | 2 | 1 | 0 | 0 |
| Merloni | .333 | 3 | 6 | 1 | 2 | 0 | 0 | 0 | 1 | 0 | 0 | 0 | 0 | 1 | 1 | 0 | 0 | 1 |
| Nixon | .214 | 5 | 14 | 5 | 3 | 3 | 0 | 0 | 6 | 0 | 0 | 0 | 0 | 4 | 5 | 0 | 0 | 0 |
| Offerman | .389 | 5 | 18 | 4 | 7 | 1 | 0 | 1 | 6 | 0 | 0 | 0 | 0 | 7 | 0 | 0 | 1 | 0 |
| O'Leary | .200 | 5 | 20 | 4 | 4 | 0 | 0 | 2 | 7 | 1 | 0 | 0 | 0 | 2 | 3 | 0 | 0 | 0 |
| Sadler | .500 | 2 | 2 | 1 | 1 | 1 | 0 | 0 | 0 | 0 | 0 | 0 | 0 | 1 | 0 | 0 | 0 | 0 |
| Stanley | .500 | 5 | 20 | 4 | 10 | 2 | 1 | 0 | 2 | 0 | 0 | 0 | 0 | 2 | 3 | 0 | 0 | 0 |
| Valentin | .318 | 5 | 22 | 6 | 7 | 2 | 0 | 3 | 12 | 1 | 0 | 1 | 0 | 4 | 0 | 0 | 0 | 2 |
| Varitek | .238 | 5 | 21 | 7 | 5 | 3 | 0 | 1 | 3 | 0 | 0 | 0 | 1 | 0 | 4 | 0 | 0 | 0 |
| Red Sox | .318 | 5 | 176 | 47 | 56 | 17 | 1 | 10 | 47 | 3 | 0 | 3 | 3 | 19 | 35 | 1 | 1 | 3 |
| Indians | .233 | 5 | 163 | 32 | 38 | 7 | 1 | 7 | 31 | 2 | 1 | 4 | 2 | 28 | 43 | 5 | 0 | 3 |

| Pitcher | W | L | ERA | G | GS | CG | SHO | SV | IP | H | R | ER | HR | HB | BB | SO | WP |
|----------------|----------|----------|-------------|----------|----------|----------|----------|----------|-------------|-----------|-----------|-----------|-----------|----------|-----------|-----------|----------|
| Beck | 0 | 0 | 0.00 | 2 | 2 | 0 | 0 | 0 | 2.0 | 2 | 0 | 0 | 0 | 0 | 0 | 2 | 0 |
| Cormier | 0 | 0 | 0.00 | 2 | 0 | 0 | 0 | 0 | 4.0 | 2 | 0 | 0 | 0 | 0 | 1 | 4 | 0 |
| Garces | 1 | 0 | 3.86 | 2 | 0 | 0 | 0 | 0 | 2.1 | 2 | 1 | 1 | 0 | 0 | 3 | 2 | 0 |
| Gordon | 0 | 0 | 4.50 | 2 | 0 | 0 | 0 | 0 | 2.0 | 1 | 1 | 1 | 1 | 1 | 1 | 3 | 0 |
| Lowe | 1 | 1 | 4.32 | 3 | 0 | 0 | 0 | 0 | 8.1 | 6 | 7 | 4 | 2 | 1 | 1 | 7 | 0 |
| Martinez, P. | 1 | 0 | 0.00 | 2 | 1 | 0 | 0 | 0 | 10.0 | 3 | 0 | 0 | 0 | 0 | 4 | 11 | 0 |
| Martinez, R. | 0 | 0 | 3.18 | 1 | 1 | 0 | 0 | 0 | 5.2 | 5 | 2 | 2 | 0 | 0 | 3 | 6 | 0 |
| Mercker | 0 | 0 | 10.80 | 1 | 1 | 0 | 0 | 0 | 1.2 | 3 | 2 | 2 | 0 | 0 | 3 | 1 | 0 |
| Saberhagen | 0 | 1 | 27.00 | 2 | 2 | 0 | 0 | 0 | 3.2 | 9 | 11 | 11 | 3 | 0 | 4 | 2 | 0 |
| Wakefield | 0 | 0 | 13.50 | 2 | 0 | 0 | 0 | 0 | 2.0 | 3 | 3 | 3 | 0 | 0 | 4 | 4 | 0 |
| Wasdin | 0 | 0 | 27.00 | 2 | 0 | 0 | 0 | 0 | 1.2 | 2 | 5 | 5 | 1 | 0 | 4 | 1 | 0 |
| Red Sox | 3 | 2 | 6.02 | 5 | 5 | 0 | 0 | 0 | 43.1 | 38 | 32 | 29 | 7 | 2 | 28 | 43 | 0 |
| Indians | 2 | 3 | 9.63 | 5 | 5 | 0 | 0 | 0 | 43.0 | 56 | 47 | 46 | 10 | 3 | 19 | 35 | 2 |

Red Sox in the Postseason

Red Sox in the Postseason, Continued

1999 American League Championship Series

(Yankees 4, Red Sox 1)

Game 1

at NEW YORK (Night) | Wednesday, October 13

| | R | H | E |
|----------|---|---|---|
| Boston | 2 | 1 | 0 |
| New York | 0 | 2 | 0 |

Mercker, Garces (5), Lowe (7), Cormier (9), BECK (10-L) and Varitek
 Hernandez, RIVERA (9-W) and Posada
 HR—Brosius (1), Williams (1)
 T—3:39; A—57,181

Game 2

at NEW YORK (Night) | Thursday, October 14

| | R | H | E |
|----------|---|---|---|
| Boston | 0 | 0 | 0 |
| New York | 0 | 0 | 0 |

R. MARTINEZ (L), Gordon (7), Cormier (7) and Varitek
 CONE (W), Stanton (8), Nelson (8), Watson (8), Mendoza (8), Rivera (9-SV)
 and Girardi
 HR—T. Martinez (1), Garciaparra (1)
 T—3:46; A—57,180

Game 3

at BOSTON (Day) | Saturday, October 16

| | R | H | E |
|----------|---|---|---|
| New York | 0 | 0 | 0 |
| Boston | 2 | 2 | 2 |

CLEMENS (L), Irapu (3), Stanton (7), Watson (8) and Girardi, Posada (4)
 P. MARTINEZ (W), Gordon (8), Rapp (9) and Varitek, Hatteberg (9)
 HR—Valentin (1), Daubach (1), Garciaparra (1), Brosius (2)
 T—3:14; A—33,190

Game 4

at BOSTON (Night) | Sunday, October 17

| | R | H | E |
|----------|---|---|---|
| New York | 0 | 1 | 0 |
| Boston | 0 | 1 | 1 |

PETTITTE (W), Rivera (8-SV) and Girardi
 SABERHAGEN (L), Lowe (7), Cormier (8), Garces (8), Beck (9) and Varitek
 HR—Strawberry (1), Ledee (1)
 T—3:39; A—33,586

Game 5

at BOSTON (Night) | Monday, October 18

| | R | H | E |
|----------|---|---|---|
| New York | 2 | 0 | 0 |
| Boston | 0 | 0 | 0 |

HERNANDEZ (W), Stanton (8), Nelson (8), Watson (8), Mendoza (8-SV) and Posada
 MERCKER (L), Lowe (4), Cormier (7), Gordon (9) and Varitek
 HR—Jeter (1), Varitek (1), Posada (1)
 T—4:09; A—33,589

1999 ALCS Statistics

| Batter | AVG | G | AB | R | H | 2B | 3B | HR | RBI | GW | SH | SF | HB | BB | SO | SB | CS | E |
|----------------|-------------|----------|------------|-----------|-----------|-----------|----------|----------|-----------|----------|----------|----------|----------|-----------|-----------|----------|----------|-----------|
| Buford | .400 | 4 | 5 | 1 | 2 | 0 | 0 | 0 | 0 | 0 | 0 | 0 | 0 | 2 | 1 | 0 | 0 | 0 |
| Daubach | .176 | 5 | 17 | 2 | 3 | 1 | 0 | 1 | 3 | 0 | 0 | 0 | 0 | 1 | 4 | 0 | 0 | 0 |
| Garciaparra | .400 | 5 | 20 | 2 | 8 | 2 | 0 | 2 | 5 | 0 | 0 | 0 | 0 | 2 | 2 | 1 | 0 | 4 |
| Hatteberg | .000 | 3 | 1 | 1 | 1 | 0 | 0 | 0 | 0 | 0 | 0 | 0 | 0 | 1 | 0 | 0 | 0 | 0 |
| Huskey | .200 | 4 | 5 | 1 | 1 | 1 | 0 | 0 | 0 | 0 | 0 | 0 | 0 | 1 | 1 | 0 | 0 | 0 |
| Lewis | .118 | 5 | 17 | 2 | 2 | 1 | 0 | 0 | 1 | 0 | 0 | 0 | 0 | 1 | 3 | 1 | 1 | 1 |
| Merloni | — | 0 | 0 | 0 | 0 | 0 | 0 | 0 | 0 | 0 | 0 | 0 | 0 | 1 | 0 | 0 | 0 | 0 |
| Nixon | .286 | 4 | 14 | 2 | 4 | 2 | 0 | 0 | 0 | 0 | 0 | 0 | 0 | 1 | 5 | 0 | 0 | 0 |
| Offerman | .458 | 5 | 24 | 4 | 11 | 0 | 1 | 0 | 2 | 0 | 0 | 0 | 0 | 1 | 3 | 1 | 0 | 2 |
| O'Leary | .350 | 5 | 20 | 2 | 7 | 3 | 0 | 0 | 1 | 0 | 0 | 0 | 0 | 2 | 5 | 0 | 0 | 0 |
| Sadler | — | 2 | 0 | 0 | 0 | 0 | 0 | 0 | 0 | 0 | 0 | 0 | 0 | 0 | 0 | 0 | 0 | 0 |
| Stanley | .222 | 5 | 18 | 1 | 4 | 0 | 0 | 0 | 1 | 0 | 0 | 0 | 1 | 2 | 4 | 0 | 0 | 1 |
| Valentin | .348 | 5 | 23 | 3 | 8 | 2 | 0 | 1 | 5 | 1 | 0 | 0 | 0 | 2 | 4 | 0 | 0 | 0 |
| Varitek | .200 | 5 | 20 | 1 | 4 | 1 | 1 | 1 | 1 | 0 | 1 | 0 | 0 | 1 | 4 | 0 | 0 | 1 |
| Red Sox | .293 | 5 | 184 | 21 | 54 | 13 | 2 | 5 | 19 | 1 | 1 | 0 | 1 | 15 | 38 | 4 | 1 | 10 |
| Yankees | .239 | 5 | 176 | 23 | 42 | 4 | 1 | 8 | 21 | 3 | 2 | 0 | 1 | 18 | 44 | 3 | 1 | 5 |

| Pitcher | W | L | ERA | G | GS | CG | SHO | SV | IP | H | R | ER | HR | HB | BB | SO | WP |
|----------------|----------|----------|-------------|----------|----------|----------|----------|----------|-------------|-----------|-----------|-----------|----------|----------|-----------|-----------|----------|
| Beck | 0 | 1 | 27.00 | 2 | 0 | 0 | 0 | 0 | 0.2 | 2 | 2 | 2 | 2 | 0 | 0 | 1 | 0 |
| Cormier | 0 | 0 | 0.00 | 4 | 0 | 0 | 0 | 0 | 3.2 | 3 | 0 | 0 | 0 | 0 | 3 | 4 | 0 |
| Garces | 0 | 0 | 12.00 | 2 | 0 | 0 | 0 | 0 | 3.0 | 3 | 5 | 4 | 0 | 0 | 1 | 2 | 0 |
| Gordon | 0 | 0 | 13.50 | 3 | 0 | 0 | 0 | 0 | 2.0 | 3 | 3 | 3 | 2 | 0 | 1 | 3 | 0 |
| Lowe | 0 | 0 | 1.42 | 3 | 0 | 0 | 0 | 0 | 6.1 | 6 | 3 | 1 | 0 | 0 | 2 | 7 | 0 |
| Martinez, P. | 1 | 0 | 0.00 | 1 | 1 | 0 | 0 | 0 | 7.0 | 2 | 0 | 0 | 0 | 0 | 2 | 12 | 0 |
| Martinez, R. | 0 | 0 | 4.05 | 1 | 1 | 0 | 0 | 0 | 6.2 | 6 | 3 | 3 | 1 | 0 | 3 | 5 | 0 |
| Mercker | 0 | 1 | 4.70 | 2 | 2 | 0 | 0 | 0 | 7.2 | 12 | 4 | 4 | 4 | 1 | 4 | 5 | 0 |
| Rapp | 0 | 0 | 0.00 | 1 | 0 | 0 | 0 | 0 | 1.0 | 0 | 0 | 0 | 0 | 0 | 1 | 0 | 0 |
| Saberhagen | 0 | 1 | 1.50 | 1 | 1 | 0 | 0 | 0 | 6.0 | 5 | 3 | 1 | 1 | 0 | 1 | 5 | 0 |
| Red Sox | 1 | 4 | 3.68 | 5 | 5 | 0 | 0 | 0 | 44.0 | 42 | 23 | 18 | 8 | 1 | 18 | 44 | 0 |
| Yankees | 4 | 1 | 3.80 | 5 | 5 | 0 | 0 | 0 | 45.0 | 54 | 21 | 19 | 5 | 1 | 15 | 38 | 0 |

Red Sox in the Postseason

Red Sox in the Postseason, Continued

1998 American League Division Series

(Indians 3, Red Sox 1)

Game 1

at CLEVELAND (Day) | Tuesday, September 29

| | R | H | E |
|-----------|---|---|---|
| Boston | 3 | 0 | 0 |
| Cleveland | 0 | 0 | 0 |

P. MARTINEZ (W), Corsi (8) and Hattberg
 WRIGHT (L), D. Jones (5), S. Reed (8), Poole (8), Shuey (8),
 Assenmacher (9) and S. Alomar
 HR—Vaughn 2 (2), Garciaparra (1), Lofton (1), Thome (1)
 T—3:16; A—45,185

Game 2

at CLEVELAND (Day) | Wednesday, September 30

| | R | H | E |
|-----------|---|---|---|
| Boston | 2 | 0 | 1 |
| Cleveland | 1 | 5 | 1 |

WAKEFIELD (L), Wasdin (2), Lowe (4), Swindell (6), Gordon (8) and Varitek
 Gooden, BURBA (1-W), Shuey (7), Assenmacher (8), M. Jackson (8-SV) and S. Alomar
 HR—Justice (1)
 T—3:25; A—45,229

Game 3

at BOSTON (Day) | Friday, October 2

| | R | H | E |
|-----------|---|---|---|
| Cleveland | 0 | 0 | 0 |
| Boston | 0 | 0 | 0 |

NAGY (W), M. Jackson (9-SV) and S. Alomar
 SABERHAGEN (L), Corsi (8), Eckersley (9) and Hattberg
 HR—Thome (2), Lofton (2), Ramirez 2 (2), Garciaparra (2)
 T—2:27; A—33,114

Game 4

at BOSTON (Day) | Saturday, October 3

| | R | H | E |
|-----------|---|---|---|
| Cleveland | 0 | 0 | 0 |
| Boston | 0 | 0 | 0 |

Colon, Poole (6), S. REED (7-W), Assenmacher (8), Shuey (8),
 Jackson (9-SV) and S. Alomar
 Schourek, Lowe (6), GORDON (8-1) and Hattberg
 HR—Garciaparra (3)
 T—3:00; A—33,537

1998 ALDS Statistics

| Batter | AVG | G | AB | R | H | 2B | 3B | HR | RBI | GW | SH | SF | HB | BB | SO | SB | CS | E |
|----------------|-------------|----------|------------|-----------|-----------|-----------|----------|----------|-----------|----------|----------|----------|----------|-----------|-----------|----------|----------|----------|
| Benjamin | .091 | 4 | 11 | 1 | 1 | 0 | 0 | 0 | 0 | 0 | 1 | 0 | 0 | 1 | 3 | 0 | 0 | 0 |
| Bragg | .083 | 3 | 12 | 0 | 1 | 0 | 0 | 0 | 0 | 0 | 0 | 0 | 0 | 5 | 0 | 0 | 0 | 0 |
| Buford | .000 | 3 | 1 | 2 | 0 | 0 | 0 | 0 | 0 | 0 | 0 | 0 | 1 | 0 | 0 | 0 | 0 | 0 |
| Cummings | .000 | 3 | 3 | 0 | 0 | 0 | 0 | 0 | 0 | 0 | 0 | 0 | 0 | 0 | 0 | 0 | 0 | 0 |
| Garciaparra | .333 | 4 | 15 | 4 | 5 | 1 | 0 | 3 | 11 | 0 | 0 | 2 | 0 | 1 | 0 | 0 | 0 | 0 |
| Hattberg | .111 | 3 | 9 | 0 | 1 | 0 | 0 | 0 | 0 | 0 | 0 | 0 | 0 | 3 | 1 | 0 | 0 | 0 |
| Lewis | .357 | 4 | 14 | 4 | 5 | 2 | 0 | 0 | 0 | 0 | 0 | 0 | 1 | 1 | 3 | 1 | 0 | 0 |
| Nixon | .333 | 2 | 3 | 0 | 1 | 0 | 0 | 0 | 0 | 0 | 0 | 0 | 0 | 1 | 0 | 0 | 0 | 0 |
| O'Leary | .063 | 4 | 16 | 0 | 1 | 0 | 0 | 0 | 0 | 0 | 0 | 0 | 0 | 1 | 4 | 0 | 0 | 0 |
| Sadler | .000 | 3 | 0 | 0 | 0 | 0 | 0 | 0 | 0 | 0 | 0 | 0 | 0 | 0 | 0 | 0 | 0 | 0 |
| Stanley | .267 | 4 | 15 | 1 | 4 | 0 | 0 | 0 | 0 | 0 | 0 | 0 | 0 | 2 | 5 | 0 | 0 | 0 |
| Valentin | .467 | 4 | 15 | 5 | 7 | 1 | 0 | 0 | 0 | 0 | 0 | 0 | 0 | 3 | 1 | 0 | 0 | 0 |
| Varitek | .250 | 1 | 4 | 0 | 1 | 0 | 0 | 0 | 1 | 0 | 0 | 0 | 0 | 1 | 0 | 0 | 0 | 0 |
| Vaughn | .412 | 4 | 17 | 3 | 7 | 2 | 0 | 2 | 7 | 1 | 0 | 0 | 0 | 1 | 5 | 0 | 0 | 0 |
| Red Sox | .252 | 4 | 135 | 20 | 34 | 6 | 0 | 5 | 19 | 1 | 1 | 2 | 2 | 14 | 28 | 1 | 0 | 0 |
| Indians | .206 | 4 | 126 | 18 | 26 | 12 | 0 | 7 | 17 | 3 | 0 | 1 | 3 | 15 | 26 | 3 | 1 | 1 |

| Pitcher | W | L | ERA | G | GS | CG | SHO | SV | IP | H | R | ER | HR | HB | BB | SO | WP |
|----------------|----------|----------|-------------|----------|----------|----------|----------|----------|-------------|-----------|-----------|-----------|----------|----------|-----------|-----------|----------|
| Corsi | 0 | 0 | 0.00 | 2 | 0 | 0 | 0 | 0 | 3.0 | 1 | 0 | 0 | 0 | 0 | 1 | 2 | 0 |
| Eckersley | 0 | 0 | 9.00 | 1 | 0 | 0 | 0 | 0 | 1.0 | 1 | 1 | 1 | 1 | 0 | 0 | 1 | 0 |
| Gordon | 0 | 1 | 9.00 | 2 | 0 | 0 | 0 | 0 | 3.0 | 4 | 3 | 3 | 0 | 0 | 4 | 1 | 1 |
| Lowe | 0 | 0 | 2.08 | 2 | 0 | 0 | 0 | 0 | 4.1 | 3 | 1 | 1 | 0 | 1 | 1 | 2 | 0 |
| Martinez | 1 | 0 | 3.86 | 1 | 1 | 0 | 0 | 0 | 7.0 | 6 | 3 | 3 | 2 | 0 | 0 | 8 | 1 |
| Saberhagen | 0 | 1 | 3.86 | 1 | 1 | 0 | 0 | 0 | 7.0 | 4 | 3 | 3 | 3 | 0 | 1 | 7 | 0 |
| Schourek | 0 | 0 | 0.00 | 1 | 1 | 0 | 0 | 0 | 5.1 | 2 | 0 | 0 | 0 | 0 | 4 | 1 | 0 |
| Swindell | 0 | 0 | 0.00 | 1 | 0 | 0 | 0 | 0 | 1.1 | 0 | 0 | 0 | 0 | 0 | 1 | 1 | 0 |
| Wakefield | 0 | 1 | 33.75 | 1 | 1 | 0 | 0 | 0 | 1.1 | 3 | 5 | 5 | 0 | 1 | 2 | 1 | 0 |
| Wasdin | 0 | 0 | 10.80 | 1 | 0 | 0 | 0 | 0 | 1.2 | 2 | 2 | 2 | 1 | 1 | 1 | 2 | 0 |
| Red Sox | 1 | 3 | 4.62 | 4 | 4 | 0 | 0 | 0 | 35.0 | 26 | 18 | 18 | 7 | 3 | 15 | 26 | 2 |
| Indians | 3 | 1 | 5.00 | 4 | 4 | 0 | 0 | 3 | 36.0 | 34 | 20 | 20 | 5 | 2 | 14 | 28 | 0 |

Red Sox in the Postseason

Red Sox in the Postseason, Continued

1995 American League Division Series

(Indians 3, Red Sox 0)

Game 1

at CLEVELAND (Night) | Tuesday, October 3

| | R | H | E |
|-----------|---|---|---|
| Boston | 0 | 0 | 2 |
| Cleveland | 0 | 0 | 0 |

Clemens (8), Belinda (8), Stanton (8), Aguilera (11), Maddux (11), SMITH (12-L) and Macfarlane, Haselman (9)
 D. Martinez, Tavaraz (7), Assenmacher (8), Plunk (8), Mesa (10), Poole (11), HILL (12-W) and S. Alomar, Pena (11)
 HR—Valentin (1), Naehring (1), Alicea (1), Belle (1), Pena (1)
 T—5:01; A—44,218

Game 2

at CLEVELAND (Night) | Wednesday, October 4

| | R | H | E |
|-----------|---|---|---|
| Boston | 0 | 0 | 0 |
| Cleveland | 0 | 0 | 0 |

HANSON (L) and Macfarlane
 HERSHISER (W), Tavaraz (8), Assenmacher (8), Mesa (9) and S. Alomar
 HR—Murray (1)
 T—2:33; A—44,264

Game 3

at BOSTON (Night) | Friday, October 6

| | R | H | E |
|-----------|---|---|---|
| Cleveland | 0 | 2 | 1 |
| Boston | 0 | 0 | 0 |

NAGY (W), Tavaraz (8), Assenmacher (9) and S. Alomar, Pena (9)
 WAKEFIELD (L), Cormier (6), Maddux (6), Hudson (9) and Macfarlane
 HR—Thome (1)
 T—3:18; A—34,211

1995 ALDS Statistics

| Batter | AVG | G | AB | R | H | 2B | 3B | HR | RBI | GW | SH | SF | HB | BB | SO | SB | CS | E |
|----------------|-------------|----------|------------|-----------|-----------|----------|----------|----------|-----------|----------|----------|----------|----------|-----------|-----------|----------|----------|----------|
| Alicea | .600 | 3 | 10 | 1 | 6 | 1 | 0 | 1 | 1 | 0 | 0 | 0 | 0 | 2 | 2 | 1 | 0 | 1 |
| Canseco | .000 | 3 | 13 | 0 | 0 | 0 | 0 | 0 | 0 | 0 | 0 | 0 | 0 | 2 | 2 | 0 | 0 | 0 |
| Greenwell | .200 | 3 | 15 | 0 | 3 | 0 | 0 | 0 | 0 | 0 | 0 | 0 | 0 | 0 | 1 | 0 | 0 | 0 |
| Haselman | .000 | 1 | 2 | 0 | 0 | 0 | 0 | 0 | 0 | 0 | 0 | 0 | 0 | 0 | 0 | 0 | 0 | 0 |
| Hosey | .000 | 3 | 12 | 1 | 0 | 0 | 0 | 0 | 0 | 0 | 0 | 0 | 0 | 2 | 3 | 1 | 0 | 0 |
| Jefferson | .250 | 1 | 4 | 1 | 1 | 0 | 0 | 0 | 0 | 0 | 0 | 0 | 0 | 0 | 1 | 0 | 0 | 0 |
| Macfarlane | .333 | 3 | 9 | 0 | 3 | 0 | 0 | 0 | 1 | 0 | 0 | 1 | 0 | 0 | 3 | 0 | 0 | 2 |
| McGee | .250 | 2 | 4 | 0 | 1 | 0 | 0 | 0 | 1 | 0 | 0 | 0 | 0 | 0 | 2 | 0 | 0 | 0 |
| Naehring | .308 | 3 | 13 | 2 | 4 | 0 | 0 | 1 | 1 | 0 | 1 | 0 | 0 | 0 | 1 | 0 | 0 | 0 |
| Stairs | .000 | 1 | 1 | 0 | 0 | 0 | 0 | 0 | 0 | 0 | 0 | 0 | 0 | 0 | 1 | 0 | 0 | 0 |
| Tinsley | .000 | 1 | 5 | 0 | 0 | 0 | 0 | 0 | 0 | 0 | 0 | 0 | 0 | 1 | 2 | 0 | 0 | 0 |
| Valentin | .250 | 3 | 12 | 1 | 3 | 1 | 0 | 1 | 2 | 0 | 0 | 0 | 0 | 3 | 1 | 0 | 1 | 1 |
| Vaughn | .000 | 3 | 14 | 0 | 0 | 0 | 0 | 0 | 0 | 0 | 0 | 0 | 0 | 1 | 7 | 0 | 0 | 0 |
| Red Sox | .184 | 3 | 114 | 6 | 21 | 2 | 0 | 3 | 6 | 0 | 1 | 1 | 0 | 11 | 26 | 2 | 1 | 4 |
| Indians | .219 | 3 | 114 | 17 | 25 | 4 | 1 | 4 | 17 | 3 | 2 | 0 | 4 | 13 | 22 | 1 | 0 | 6 |

| Pitcher | W | L | ERA | G | GS | CG | SHO | SV | IP | H | R | ER | HR | HB | BB | SO | WP |
|----------------|----------|----------|-------------|----------|----------|----------|----------|----------|-------------|-----------|-----------|-----------|----------|----------|-----------|-----------|----------|
| Aguilera | 0 | 0 | 13.50 | 1 | 0 | 0 | 0 | 0 | 0.2 | 3 | 1 | 1 | 1 | 0 | 0 | 1 | 0 |
| Belinda | 0 | 0 | 0.00 | 1 | 0 | 0 | 0 | 0 | 0.1 | 0 | 0 | 0 | 0 | 0 | 0 | 0 | 0 |
| Clemens | 0 | 0 | 3.86 | 1 | 1 | 0 | 0 | 0 | 7.0 | 5 | 3 | 3 | 0 | 0 | 1 | 5 | 0 |
| Cormier | 0 | 0 | 13.50 | 2 | 0 | 0 | 0 | 0 | 0.2 | 2 | 1 | 1 | 0 | 1 | 1 | 2 | 0 |
| Hanson | 0 | 1 | 4.50 | 1 | 1 | 1 | 0 | 0 | 8.0 | 4 | 4 | 4 | 1 | 1 | 4 | 5 | 0 |
| Hudson | 0 | 0 | 0.00 | 1 | 0 | 0 | 0 | 0 | 1.0 | 2 | 0 | 0 | 0 | 0 | 1 | 0 | 1 |
| Maddux | 0 | 0 | 0.00 | 2 | 0 | 0 | 0 | 0 | 3.0 | 2 | 0 | 0 | 0 | 1 | 1 | 1 | 0 |
| Smith | 0 | 1 | 6.75 | 1 | 0 | 0 | 0 | 0 | 1.1 | 1 | 1 | 1 | 1 | 0 | 0 | 0 | 0 |
| Stanton | 0 | 0 | 0.00 | 1 | 0 | 0 | 0 | 0 | 2.1 | 1 | 0 | 0 | 0 | 0 | 0 | 4 | 0 |
| Wakefield | 0 | 1 | 11.81 | 1 | 1 | 0 | 0 | 0 | 5.1 | 5 | 7 | 7 | 1 | 1 | 5 | 4 | 0 |
| Red Sox | 0 | 3 | 5.16 | 3 | 3 | 1 | 0 | 0 | 29.2 | 25 | 17 | 17 | 4 | 4 | 13 | 22 | 1 |
| Indians | 3 | 0 | 1.74 | 3 | 3 | 0 | 1 | 0 | 31.0 | 21 | 6 | 6 | 3 | 0 | 11 | 26 | 1 |

Red Sox in the Postseason

Red Sox in the Postseason, Continued

1990 American League Championship Series

(Athletics 4, Red Sox 0)

Game 1

at BOSTON (Night) | Saturday, October 6

| | R | H | E |
|---------|---|---|---|
| Oakland | 0 | 0 | 0 |
| Boston | 0 | 0 | 0 |

STEWART (W), Eckersley (9) and Steinbach
 Clemens, ANDERSEN (7-L), Bolton (8), Gray (8), Lamp (9), Murphy (9) and Pena
 HR—Boggs (1)
 T—3:26; A—35,192

Game 2

at BOSTON (Night) | Sunday, October 7

| | R | H | E |
|---------|---|---|---|
| Oakland | 0 | 0 | 0 |
| Boston | 0 | 0 | 0 |

WELCH (W), Honeycutt (8), Eckersley (8-SV) and Hassey
 Kiecker, HARRIS (6-L), Andersen (7), Reardon (8) and Pena
 HR—None
 T—3:42; A—35,070

Game 3

at OAKLAND (Day) | Tuesday, October 9

| | R | H | E |
|---------|---|---|---|
| Boston | 0 | 1 | 0 |
| Oakland | 0 | 0 | 0 |

BODDICKER (L) and Pena
 MOORE (W), Nelson (7), Honeycutt (8), Eckersley (9-SV) and Steinbach
 HR—None
 T—2:47; A—49,026

Game 4

at OAKLAND (Day) | Wednesday, October 10

| | R | H | E |
|---------|---|---|---|
| Boston | 0 | 0 | 0 |
| Oakland | 0 | 3 | 0 |

CLEMENS (L), Bolton (2), Gray (5), Andersen (8) and Pena
 STEWART (W), Honeycutt (9-SV) and Steinbach
 HR—None
 T—3:02; A—49,052

1990 ALCS Statistics

| Batter | AVG | G | AB | R | H | 2B | 3B | HR | RBI | GW | SH | SF | HB | BB | SO | SB | CS | E |
|------------------|-------------|----------|------------|-----------|-----------|----------|----------|----------|-----------|----------|----------|----------|----------|-----------|-----------|----------|----------|----------|
| Barrett | .000 | 3 | 0 | 0 | 0 | 0 | 0 | 0 | 0 | 0 | 0 | 0 | 0 | 0 | 0 | 0 | 0 | 0 |
| Boggs | .438 | 4 | 16 | 1 | 7 | 1 | 0 | 1 | 1 | 0 | 0 | 0 | 0 | 3 | 0 | 0 | 0 | 0 |
| Brunansky | .083 | 4 | 12 | 0 | 1 | 0 | 0 | 0 | 1 | 0 | 0 | 1 | 0 | 1 | 3 | 0 | 0 | 0 |
| Burks | .267 | 4 | 15 | 1 | 4 | 2 | 0 | 0 | 0 | 0 | 0 | 0 | 0 | 1 | 1 | 1 | 0 | 0 |
| Evans | .231 | 4 | 13 | 0 | 3 | 1 | 0 | 0 | 0 | 0 | 0 | 0 | 0 | 1 | 3 | 0 | 0 | 0 |
| Greenwell | .000 | 4 | 14 | 1 | 0 | 0 | 0 | 0 | 0 | 0 | 0 | 0 | 0 | 2 | 2 | 0 | 0 | 1 |
| Heep | .000 | 2 | 2 | 0 | 0 | 0 | 0 | 0 | 0 | 0 | 0 | 0 | 0 | 0 | 0 | 0 | 0 | 0 |
| Kutcher | .000 | 2 | 0 | 0 | 0 | 0 | 0 | 0 | 0 | 0 | 0 | 0 | 0 | 0 | 0 | 0 | 0 | 0 |
| Marshall | .333 | 3 | 3 | 0 | 1 | 0 | 0 | 0 | 0 | 0 | 0 | 0 | 0 | 0 | 0 | 0 | 0 | 0 |
| Marzano | .000 | 0 | 0 | 0 | 0 | 0 | 0 | 0 | 0 | 0 | 0 | 0 | 0 | 0 | 0 | 0 | 0 | 0 |
| Pena | .214 | 4 | 14 | 0 | 3 | 0 | 0 | 0 | 0 | 0 | 0 | 0 | 0 | 0 | 0 | 0 | 0 | 1 |
| Quintana | .000 | 4 | 13 | 0 | 0 | 0 | 0 | 0 | 1 | 0 | 0 | 1 | 0 | 1 | 0 | 0 | 0 | 0 |
| Reed | .133 | 4 | 15 | 0 | 2 | 0 | 0 | 0 | 1 | 0 | 1 | 0 | 0 | 2 | 0 | 0 | 0 | 0 |
| Rivera | .222 | 4 | 9 | 1 | 2 | 1 | 0 | 0 | 0 | 0 | 0 | 0 | 0 | 2 | 0 | 0 | 0 | 1 |
| Romine | .000 | 0 | 0 | 0 | 0 | 0 | 0 | 0 | 0 | 0 | 0 | 0 | 0 | 0 | 0 | 0 | 0 | 0 |
| Red Sox | .183 | 4 | 126 | 4 | 23 | 5 | 0 | 1 | 4 | 0 | 1 | 2 | 0 | 6 | 16 | 1 | 0 | 5 |
| Athletics | .299 | 4 | 127 | 20 | 38 | 4 | 0 | 0 | 18 | 4 | 4 | 3 | 4 | 19 | 2 | 1 | 3 | 1 |

Pitcher

| | W | L | ERA | G | GS | CG | SHO | SV | IP | H | R | ER | HR | HB | BB | SO | WP |
|------------------|----------|----------|-------------|----------|----------|----------|----------|----------|-------------|-----------|-----------|-----------|----------|----------|-----------|-----------|----------|
| Andersen | 0 | 1 | 6.00 | 3 | 0 | 0 | 0 | 0 | 3.0 | 3 | 2 | 2 | 0 | 0 | 3 | 3 | 0 |
| Boddicker | 0 | 1 | 2.25 | 1 | 1 | 1 | 0 | 0 | 8.0 | 6 | 4 | 2 | 0 | 2 | 3 | 7 | 0 |
| Bolton | 0 | 0 | 0.00 | 2 | 0 | 0 | 0 | 0 | 3.0 | 2 | 0 | 0 | 0 | 0 | 2 | 3 | 0 |
| Clemens | 0 | 1 | 3.52 | 2 | 2 | 0 | 0 | 0 | 7.2 | 7 | 3 | 3 | 0 | 0 | 5 | 4 | 1 |
| Gray | 0 | 0 | 2.70 | 2 | 0 | 0 | 0 | 0 | 3.1 | 4 | 2 | 1 | 0 | 0 | 1 | 2 | 0 |
| Harris | 0 | 1 | 27.00 | 1 | 0 | 0 | 0 | 0 | 0.1 | 3 | 1 | 1 | 0 | 0 | 0 | 0 | 0 |
| Kiecker | 0 | 0 | 1.59 | 1 | 1 | 0 | 0 | 0 | 5.2 | 6 | 1 | 1 | 0 | 1 | 1 | 2 | 0 |
| Lamp | 0 | 0 | 108.00 | 1 | 0 | 0 | 0 | 0 | 0.1 | 2 | 4 | 4 | 0 | 0 | 2 | 0 | 0 |
| Murphy | 0 | 0 | 13.50 | 1 | 0 | 0 | 0 | 0 | 0.2 | 2 | 1 | 1 | 0 | 0 | 1 | 0 | 0 |
| Reardon | 0 | 0 | 9.00 | 1 | 0 | 0 | 0 | 0 | 2.0 | 3 | 2 | 2 | 0 | 1 | 1 | 0 | 0 |
| Red Sox | 0 | 4 | 4.50 | 4 | 4 | 1 | 0 | 0 | 34.0 | 38 | 20 | 17 | 0 | 4 | 19 | 21 | 1 |
| Athletics | 4 | 0 | 1.00 | 4 | 4 | 0 | 0 | 3 | 36.0 | 23 | 4 | 4 | 1 | 0 | 6 | 16 | 0 |

Red Sox in the Postseason

Red Sox in the Postseason, Continued

1988 American League Championship Series

(Athletics 4, Red Sox 0)

Game 1

at BOSTON (Day) | Wednesday, October 5

| | R | H | E |
|---------|---|---|---|
| Oakland | 0 | 0 | 0 |
| Boston | 2 | 6 | 0 |

Stewart, HONEYCUTT (7-W), Eckersley (8-SV) and Steinbach, Hassey (8)
 HURST (L) and Gedman
 HR—Canseco (1)
 T—2:44; A—34,101

Game 2

at BOSTON (Night) | Thursday, October 6

| | R | H | E |
|---------|---|---|---|
| Oakland | 0 | 0 | 0 |
| Boston | 3 | 4 | 1 |

Davis, Cadaret (7), NELSON (7-W), Eckersley (9-SV) and Hassey
 Clemens, Stanley (8), SMITH (8-L) and Gedman
 HR—Canseco (2), Gedman (1)
 T—3:14; A—32,786

Game 3

at OAKLAND (Day) | Saturday, October 8

| | R | H | E |
|---------|---|----|---|
| Boston | 3 | 2 | 0 |
| Oakland | 6 | 12 | 0 |

BODDICKER (L), Gardner (3), Stanley (8) and Gedman
 Welch, NELSON (2-W), Young (6), Plunk (7), Honeycutt (7),
 Eckersley (8-SV) and Hassey
 HR—Greenwell (1), McGwire (1), Lansford (1), Hassey (1), Henderson (1)
 T—3:14; A—49,261

Game 4

at OAKLAND (Day) | Sunday, October 9

| | R | H | E |
|---------|---|----|---|
| Boston | 1 | 4 | 0 |
| Oakland | 4 | 10 | 1 |

HURST (L), Smithson (5) and Gedman
 STEWART (W), Honeycutt (8), Eckersley (9-SV) and Steinbach, Hassey (9)
 HR—Canseco (3)
 T—2:55; A—49,406

1988 ALCS Statistics

| Batter | AVG | G | AB | R | H | 2B | 3B | HR | RBI | GW | SH | SF | HB | BB | SO | SB | CS | E |
|------------------|-------------|----------|-------------|-----------|-----------|----------|----------|----------|-------------|-----------|-----------|-----------|-----------|-----------|-----------|-----------|----------|----------|
| Barrett | .067 | 4 | 15 | 2 | 1 | 0 | 0 | 0 | 0 | 0 | 1 | 0 | 0 | 1 | 0 | 0 | 0 | 0 |
| Benzinger | .091 | 4 | 11 | 0 | 1 | 0 | 0 | 0 | 0 | 0 | 0 | 0 | 0 | 1 | 3 | 0 | 0 | 0 |
| Boggs | .385 | 4 | 13 | 2 | 5 | 0 | 0 | 0 | 3 | 0 | 0 | 2 | 0 | 3 | 4 | 0 | 0 | 0 |
| Burks | .235 | 4 | 17 | 2 | 4 | 1 | 0 | 0 | 1 | 0 | 0 | 0 | 0 | 0 | 3 | 0 | 0 | 0 |
| Evans | .167 | 4 | 12 | 1 | 2 | 1 | 0 | 0 | 1 | 0 | 0 | 0 | 0 | 3 | 5 | 0 | 0 | 0 |
| Gedman | .357 | 4 | 14 | 1 | 5 | 0 | 0 | 1 | 1 | 0 | 0 | 0 | 0 | 2 | 1 | 0 | 0 | 0 |
| Greenwell | .214 | 4 | 14 | 2 | 3 | 1 | 0 | 1 | 3 | 0 | 0 | 0 | 0 | 3 | 0 | 0 | 0 | 0 |
| Owen | .000 | 1 | 0 | 0 | 0 | 0 | 0 | 0 | 0 | 0 | 0 | 0 | 0 | 1 | 0 | 0 | 0 | 0 |
| Parrish | .000 | 4 | 6 | 0 | 0 | 0 | 0 | 0 | 0 | 0 | 0 | 0 | 0 | 0 | 2 | 0 | 0 | 0 |
| Reed | .273 | 4 | 11 | 0 | 3 | 1 | 0 | 0 | 0 | 0 | 1 | 0 | 1 | 2 | 1 | 0 | 0 | 0 |
| Rice | .154 | 4 | 13 | 0 | 2 | 0 | 0 | 0 | 1 | 0 | 0 | 0 | 0 | 2 | 4 | 0 | 0 | 0 |
| Romero | .000 | 1 | 0 | 0 | 0 | 0 | 0 | 0 | 0 | 0 | 0 | 0 | 0 | 0 | 0 | 0 | 0 | 0 |
| Romine | .000 | 2 | 0 | 1 | 0 | 0 | 0 | 0 | 0 | 0 | 0 | 0 | 0 | 0 | 0 | 0 | 0 | 0 |
| Red Sox | .206 | 4 | 126 | 11 | 26 | 4 | 0 | 2 | 10 | 0 | 2 | 1 | 18 | 23 | 0 | 0 | 0 | 1 |
| Athletics | .299 | 4 | 137 | 20 | 41 | 8 | 0 | 7 | 20 | 4 | 0 | 1 | 0 | 10 | 35 | 1 | 3 | 3 |
| Pitcher | W | L | ERA | G | GS | CG | SHO | SV | IP | H | R | ER | HR | HB | BB | SO | WP | |
| Boddicker | 0 | 1 | 20.25 | 1 | 1 | 0 | 0 | 0 | 2.2 | 8 | 6 | 6 | 3 | 0 | 1 | 2 | 0 | |
| Clemens | 0 | 0 | 3.86 | 1 | 1 | 0 | 0 | 0 | 7.0 | 6 | 3 | 3 | 1 | 0 | 0 | 8 | 1 | |
| Gardner | 0 | 0 | 5.79 | 1 | 0 | 0 | 0 | 0 | 4.2 | 6 | 3 | 3 | 0 | 0 | 2 | 8 | 0 | |
| Hurst | 0 | 2 | 2.77 | 2 | 2 | 1 | 0 | 0 | 13.0 | 10 | 4 | 4 | 2 | 0 | 5 | 12 | 0 | |
| Smith | 0 | 1 | 8.10 | 2 | 0 | 0 | 0 | 0 | 3.1 | 6 | 3 | 3 | 0 | 0 | 1 | 4 | 0 | |
| Smithson | 0 | 0 | 0.00 | 1 | 0 | 0 | 0 | 0 | 2.1 | 3 | 0 | 0 | 0 | 0 | 0 | 1 | 0 | |
| Stanley | 0 | 0 | 9.00 | 2 | 0 | 0 | 0 | 0 | 1.0 | 2 | 1 | 1 | 1 | 0 | 1 | 0 | 0 | |
| Red Sox | 0 | 4 | 5.29 | 4 | 4 | 1 | 0 | 0 | 34.0 | 41 | 20 | 20 | 7 | 0 | 10 | 35 | 1 | |
| Athletics | 4 | 0 | 2.00 | 4 | 4 | 0 | 0 | 4 | 36.0 | 26 | 11 | 8 | 2 | 1 | 18 | 23 | 1 | |

Red Sox in the Postseason, Continued

1986 American League Championship Series

(Red Sox 4, Angels 3)

Game 1

at BOSTON (Night) | Tuesday, October 7

| | R | H | E |
|------------|---|---|---|
| California | 0 | 4 | 1 |
| Boston | 0 | 0 | 0 |

WITT (W) and Boone
 CLEMENS (L), Sambito (8), Stanley (8) and Gedman
 HR—None
 T—2:52; A—32,993

Game 2

at BOSTON (Day) | Wednesday, October 8

| | R | H | E |
|------------|---|---|---|
| California | 0 | 0 | 0 |
| Boston | 1 | 1 | 0 |

McCASKILL (L), Lucas (8), Corbett (8) and Boone
 HURST (W) and Gedman
 HR—Joyner (1), Rice (1)
 T—2:47; A—32,786

Game 3

at CALIFORNIA (Night) | Friday, October 10

| | R | H | E |
|------------|---|---|---|
| Boston | 0 | 1 | 0 |
| California | 0 | 0 | 0 |

BOYD (L), Sambito (7), Schiraldi (8) and Gedman
 CANDELARIA (W), Moore (8-5V) and Boone
 HR—Schofield (1), Pettis (1)
 T—2:48; A—64,206

Game 4

at CALIFORNIA (Night) | Saturday, October 11

| | R | H | E |
|------------|---|---|---|
| Boston | 0 | 0 | 0 |
| California | 0 | 0 | 0 |

Clemens, SCHIRALDI (9-L) and Gedman
 Sutton, Lucas (7), Ruhle (7), Finley (8), CORBETT (8-W) and Boone, Narron (10)
 HR—DeCinces (1)
 T—3:50; A—64,223

Game 5

at CALIFORNIA (Day) | Sunday, October 12

| | R | H | E |
|------------|---|---|---|
| Boston | 0 | 2 | 0 |
| California | 0 | 1 | 0 |

Hurst, Stanley (7), Sambito (9), CRAWFORD (9-W), Schiraldi (11-5V) and Gedman
 Witt, Lucas (9), MOORE (9-L), Finley (11) and Boone
 HR—Baylor (1), Gedman (1), Henderson (1), Boone (1), Grich (1)
 T—3:54; A—64,223

Game 6

at BOSTON (Night) | Tuesday, October 14

| | R | H | E |
|------------|---|---|---|
| California | 2 | 0 | 0 |
| Boston | 2 | 0 | 5 |

McCASKILL (L), Lucas (3), Corbett (4), Finley (7) and Boone, Narron (8)
 BOYD (W), Stanley (8) and Gedman
 HR—Downing (1)
 T—3:23; A—32,998

Game 7

at BOSTON (Night) | Wednesday, October 15

| | R | H | E |
|------------|---|---|---|
| California | 0 | 0 | 0 |
| Boston | 0 | 3 | 0 |

CANDELARIA (L), Sutton (4), Moore (8) and Boone
 CLEMENS (W), Schiraldi (8) and Gedman
 HR—Rice (2), Evans (1)
 T—2:39; A—33,001

1986 ALCS Statistics

| Batter | AVG | G | AB | R | H | 2B | 3B | HR | RBI | GW | SH | SF | HB | BB | SO | SB | CS | E |
|----------------|-------------|----------|------------|-----------|-----------|-----------|----------|----------|-----------|----------|----------|----------|----------|-----------|-----------|----------|----------|----------|
| Armas | .125 | 5 | 16 | 1 | 2 | 1 | 0 | 0 | 0 | 0 | 0 | 0 | 0 | 2 | 0 | 0 | 0 | 0 |
| Barrett | .367 | 7 | 30 | 4 | 11 | 2 | 0 | 0 | 5 | 1 | 1 | 0 | 0 | 2 | 2 | 0 | 0 | 0 |
| Baylor | .346 | 7 | 26 | 6 | 9 | 3 | 0 | 1 | 2 | 0 | 0 | 0 | 2 | 4 | 5 | 0 | 0 | 0 |
| Boggs | .233 | 7 | 30 | 3 | 7 | 1 | 1 | 0 | 2 | 0 | 1 | 0 | 0 | 4 | 1 | 0 | 0 | 2 |
| Buckner | .214 | 7 | 28 | 3 | 6 | 1 | 0 | 0 | 3 | 0 | 0 | 1 | 0 | 0 | 2 | 0 | 0 | 0 |
| Evans | .214 | 7 | 28 | 2 | 6 | 1 | 0 | 1 | 4 | 1 | 0 | 0 | 0 | 3 | 3 | 0 | 0 | 0 |
| Gedman | .357 | 7 | 28 | 4 | 10 | 1 | 0 | 1 | 6 | 1 | 0 | 0 | 1 | 0 | 4 | 0 | 0 | 0 |
| Greenwell | .500 | 2 | 2 | 0 | 1 | 0 | 0 | 0 | 0 | 0 | 0 | 0 | 0 | 0 | 0 | 0 | 0 | 0 |
| Henderson | .111 | 5 | 9 | 3 | 1 | 0 | 0 | 1 | 4 | 1 | 0 | 1 | 0 | 2 | 2 | 0 | 0 | 0 |
| Owen | .429 | 7 | 21 | 5 | 9 | 0 | 1 | 0 | 3 | 0 | 1 | 0 | 0 | 2 | 2 | 1 | 0 | 5 |
| Rice | .161 | 7 | 31 | 8 | 5 | 1 | 0 | 2 | 6 | 0 | 0 | 0 | 0 | 1 | 8 | 0 | 0 | 0 |
| Romero | .000 | 1 | 2 | 0 | 0 | 0 | 0 | 0 | 0 | 0 | 0 | 0 | 0 | 0 | 0 | 0 | 0 | 0 |
| Stapleton | .667 | 4 | 3 | 2 | 2 | 0 | 0 | 0 | 0 | 0 | 0 | 0 | 0 | 1 | 0 | 0 | 0 | 0 |
| Red Sox | .272 | 7 | 254 | 41 | 69 | 11 | 2 | 6 | 35 | 4 | 3 | 2 | 3 | 19 | 31 | 1 | 0 | 7 |
| Angels | .277 | 7 | 256 | 30 | 71 | 11 | 0 | 7 | 29 | 3 | 4 | 2 | 4 | 20 | 44 | 1 | 4 | 8 |

| Pitcher | W | L | ERA | G | GS | CG | SHO | SV | IP | H | R | ER | HR | HB | BB | SO | WP |
|----------------|----------|----------|-------------|-----------|----------|----------|----------|----------|-------------|-----------|-----------|-----------|----------|----------|-----------|-----------|----------|
| Boyd | 1 | 1 | 4.61 | 2 | 2 | 0 | 0 | 0 | 13.2 | 17 | 7 | 7 | 3 | 1 | 3 | 8 | 0 |
| Clemens | 1 | 1 | 4.37 | 3 | 3 | 0 | 0 | 0 | 22.2 | 22 | 12 | 11 | 1 | 2 | 7 | 17 | 0 |
| Crawford | 1 | 0 | 0.00 | 1 | 0 | 0 | 0 | 0 | 1.2 | 1 | 0 | 0 | 0 | 0 | 2 | 1 | 0 |
| Hurst | 1 | 0 | 2.40 | 2 | 2 | 1 | 0 | 0 | 15.0 | 18 | 5 | 4 | 3 | 0 | 1 | 8 | 0 |
| Sambito | 0 | 0 | 13.50 | 3 | 0 | 0 | 0 | 0 | 0.2 | 1 | 1 | 1 | 0 | 0 | 1 | 0 | 0 |
| Schiraldi | 0 | 1 | 1.50 | 4 | 0 | 0 | 0 | 1 | 6.0 | 5 | 2 | 1 | 0 | 1 | 3 | 9 | 0 |
| Stanley | 0 | 0 | 3.18 | 3 | 0 | 0 | 0 | 0 | 5.2 | 7 | 3 | 2 | 0 | 0 | 3 | 1 | 0 |
| Red Sox | 4 | 3 | 3.58 | 18 | 7 | 1 | 0 | 1 | 65.1 | 71 | 30 | 26 | 7 | 4 | 20 | 44 | 0 |
| Angels | 3 | 4 | 3.94 | 22 | 7 | 1 | 0 | 1 | 64.0 | 69 | 41 | 28 | 6 | 3 | 19 | 31 | 1 |

Red Sox in the Postseason

Red Sox in the Postseason, Continued

1986 World Series

(Mets 4, Red Sox 3)

Game 1

at NEW YORK (Night) | Saturday, October 18

| | R | H | E |
|----------|---|---|---|
| Boston | 0 | 0 | 0 |
| New York | 0 | 0 | 0 |

HURST (W), Schiraldi (9-SV) and Gedman
 DARLING (L), McDowell (8) and Carter
 HR—None
 T—2:59; A—55,076

Game 2

at NEW YORK (Night) | Sunday, October 19

| | R | H | E |
|----------|---|---|---|
| Boston | 0 | 0 | 3 |
| New York | 0 | 0 | 2 |

Clemens, CRAWFORD (5-W), Stanley (5-7) and Gedman
 GOODEN (L), Aguilera (6), Orosco (7), Fernandez (9), Sisk (9) and Carter
 HR—Henderson (2), Evans (2)
 T—3:36; A—55,063

Game 3

at BOSTON (Night) | Tuesday, October 21

| | R | H | E |
|----------|---|---|---|
| New York | 4 | 0 | 0 |
| Boston | 0 | 0 | 1 |

OJEDA (W), McDowell (2) and Carter
 BOYD (L), Sambito (8), Stanley (8) and Gedman
 HR—Dykstra (2)
 T—2:58; A—33,595

Game 4

at BOSTON (Night) | Wednesday, October 22

| | R | H | E |
|----------|---|---|---|
| New York | 0 | 0 | 0 |
| Boston | 0 | 0 | 0 |

DARLING (W), McDowell (8), Orosco (5-8) and Carter
 NIPPER (L), Crawford (7), Stanley (9) and Gedman
 HR—Dykstra (3), Carter 2 (2)
 T—3:22; A—33,902

Game 5

at BOSTON (Night) | Thursday, October 23

| | R | H | E |
|----------|---|---|---|
| New York | 0 | 0 | 0 |
| Boston | 0 | 1 | 1 |

GOODEN (L), Fernandez (5) and Carter
 HURST (W) and Gedman
 HR—Teufel (1)
 T—3:09; A—34,010

Game 6

at NEW YORK (Night) | Saturday, October 25

| | R | H | E |
|----------|---|---|---|
| Boston | 1 | 1 | 0 |
| New York | 0 | 0 | 0 |

Clemens, SCHIRALDI (L-8), Stanley (10) and Gedman
 Ojeda, McDowell (7), Orosco (8), AGUILERA (W-9) and Carter
 HR—Henderson (3)
 T—4:02; A—55,078

Game 7

at NEW YORK (Night) | Monday, October 27

| | R | H | E |
|----------|---|---|---|
| Boston | 0 | 3 | 0 |
| New York | 0 | 0 | 0 |

Hurst, SCHIRALDI (L-7), Sambito (7), Stanley (7), Nipper (8),
 Crawford (8) and Gedman
 Darling, Fernandez (4), MCDOWELL (W-7), Orosco (8-SV) and Carter
 HR—Gedman (2), Evans (3), Knight (1), Strawberry (3)
 T—3:11; A—55,032

1986 World Series Statistics

| Batter | AVG | G | AB | R | H | 2B | 3B | HR | RBI | GW | SH | SF | HB | BB | SO | SB | CS | E |
|----------------|-------------|----------|------------|-----------|-----------|-----------|----------|----------|-----------|----------|----------|----------|----------|-----------|-----------|----------|----------|----------|
| Armas | .000 | 1 | 1 | 0 | 0 | 0 | 0 | 0 | 0 | 0 | 0 | 0 | 0 | 0 | 1 | 0 | 0 | 0 |
| Barrett | .433 | 7 | 30 | 1 | 13 | 2 | 0 | 0 | 4 | 0 | 0 | 0 | 0 | 5 | 2 | 0 | 0 | 0 |
| Baylor | .182 | 4 | 11 | 1 | 2 | 1 | 0 | 0 | 1 | 0 | 0 | 0 | 1 | 1 | 3 | 0 | 0 | 0 |
| Boggs | .290 | 7 | 31 | 3 | 9 | 3 | 0 | 0 | 3 | 1 | 0 | 0 | 0 | 4 | 2 | 0 | 0 | 0 |
| Buckner | .188 | 7 | 32 | 2 | 6 | 0 | 0 | 0 | 1 | 0 | 0 | 0 | 1 | 0 | 3 | 0 | 0 | 1 |
| Evans | .308 | 7 | 26 | 4 | 8 | 2 | 0 | 2 | 9 | 0 | 0 | 0 | 0 | 4 | 3 | 0 | 0 | 1 |
| Gedman | .200 | 7 | 30 | 1 | 6 | 1 | 0 | 1 | 1 | 0 | 0 | 0 | 0 | 0 | 10 | 0 | 0 | 2 |
| Greenwell | .000 | 4 | 3 | 0 | 0 | 0 | 0 | 0 | 0 | 0 | 0 | 0 | 0 | 1 | 2 | 0 | 0 | 0 |
| Henderson | .400 | 7 | 25 | 6 | 10 | 1 | 1 | 2 | 5 | 0 | 0 | 1 | 1 | 2 | 6 | 0 | 0 | 0 |
| Owen | .300 | 7 | 20 | 2 | 6 | 0 | 0 | 0 | 2 | 1 | 1 | 1 | 0 | 5 | 6 | 0 | 0 | 0 |
| Rice | .333 | 7 | 27 | 6 | 9 | 1 | 1 | 0 | 0 | 0 | 0 | 0 | 0 | 6 | 9 | 0 | 0 | 0 |
| Romero | .000 | 3 | 1 | 0 | 0 | 0 | 0 | 0 | 0 | 0 | 0 | 0 | 0 | 0 | 0 | 0 | 0 | 0 |
| Stapleton | .000 | 3 | 1 | 0 | 0 | 0 | 0 | 0 | 0 | 0 | 0 | 0 | 0 | 0 | 0 | 0 | 0 | 0 |
| Boyd | — | 1 | 0 | 0 | 0 | 0 | 0 | 0 | 0 | 0 | 0 | 0 | 0 | 0 | 0 | 0 | 0 | 0 |
| Clemens | .000 | 2 | 4 | 1 | 0 | 0 | 0 | 0 | 0 | 1 | 0 | 0 | 0 | 0 | 1 | 0 | 0 | 0 |
| Crawford | .000 | 3 | 1 | 0 | 0 | 0 | 0 | 0 | 0 | 0 | 0 | 0 | 0 | 0 | 0 | 0 | 0 | 0 |
| Hurst | .000 | 3 | 3 | 0 | 0 | 0 | 0 | 0 | 0 | 0 | 2 | 0 | 0 | 0 | 3 | 0 | 0 | 0 |
| Nipper | — | 2 | 0 | 0 | 0 | 0 | 0 | 0 | 0 | 0 | 0 | 0 | 0 | 0 | 0 | 0 | 0 | 0 |
| Sambito | — | 2 | 0 | 0 | 0 | 0 | 0 | 0 | 0 | 0 | 0 | 0 | 0 | 0 | 0 | 0 | 0 | 0 |
| Schiraldi | .000 | 3 | 1 | 0 | 0 | 0 | 0 | 0 | 0 | 0 | 0 | 0 | 0 | 0 | 1 | 0 | 0 | 0 |
| Stanley | .000 | 5 | 1 | 0 | 0 | 0 | 0 | 0 | 0 | 0 | 0 | 0 | 0 | 0 | 1 | 0 | 0 | 0 |
| Red Sox | .278 | 7 | 248 | 27 | 69 | 11 | 2 | 5 | 26 | 2 | 4 | 2 | 3 | 28 | 53 | 0 | 0 | 4 |
| Mets | .271 | 7 | 240 | 32 | 65 | 6 | 0 | 7 | 29 | 3 | 6 | 2 | 1 | 21 | 43 | 7 | 2 | 5 |

Red Sox in the Postseason

Red Sox in the Postseason, Continued

1986 World Series Statistics (Cont.)

| Pitcher | W | L | ERA | G | GS | CG | SHO | SV | IP | H | R | ER | HR | HB | BB | SO | WP |
|----------------|----------|----------|-------------|----------|----------|----------|----------|----------|-------------|-----------|-----------|-----------|----------|----------|-----------|-----------|----------|
| Boyd | 0 | 1 | 7.71 | 1 | 1 | 0 | 0 | 0 | 7.0 | 9 | 6 | 6 | 1 | 0 | 1 | 3 | 0 |
| Clemens | 0 | 0 | 3.18 | 2 | 2 | 0 | 0 | 0 | 11.1 | 9 | 5 | 4 | 0 | 0 | 6 | 11 | 0 |
| Crawford | 1 | 0 | 6.23 | 3 | 0 | 0 | 0 | 0 | 4.1 | 5 | 3 | 3 | 2 | 1 | 0 | 4 | 0 |
| Hurst | 2 | 0 | 1.96 | 3 | 3 | 1 | 0 | 0 | 23.0 | 18 | 5 | 5 | 1 | 0 | 6 | 17 | 0 |
| Nipper | 0 | 1 | 7.11 | 2 | 1 | 0 | 0 | 0 | 6.1 | 10 | 5 | 5 | 2 | 0 | 2 | 2 | 0 |
| Sambito | 0 | 0 | 27.00 | 2 | 0 | 0 | 0 | 0 | 0.1 | 2 | 1 | 1 | 0 | 0 | 2 | 0 | 1 |
| Schiraldi | 0 | 2 | 13.50 | 3 | 0 | 0 | 0 | 1 | 4.0 | 7 | 7 | 6 | 1 | 0 | 3 | 2 | 1 |
| Stanley | 0 | 0 | 0.00 | 5 | 0 | 0 | 0 | 1 | 6.1 | 5 | 0 | 0 | 0 | 0 | 1 | 4 | 1 |
| Red Sox | 3 | 4 | 4.31 | 7 | 7 | 1 | 1 | 2 | 62.2 | 65 | 32 | 30 | 7 | 1 | 21 | 43 | 3 |
| Mets | 4 | 3 | 3.29 | 7 | 7 | 0 | 0 | 2 | 63.0 | 69 | 27 | 23 | 5 | 3 | 28 | 53 | 3 |

1975 American League Championship Series

(Red Sox 3, Athletics 0)

Game 1

at BOSTON (Day) | Saturday, October 4

| | R | H | E |
|---------|---|---|---|
| Oakland | 0 | 0 | 0 |
| Boston | 2 | 0 | 0 |

HOLTZMAN (L), Todd (7), Lindblad (7), Bosman (7), Abbott (8) and Tenace
 TIANI (W) and Fisk
 HR—None
 T—2:40; A—35,578

Game 3

at OAKLAND (Night) | Tuesday, October 7

| | R | H | E |
|---------|---|---|---|
| Boston | 0 | 0 | 0 |
| Oakland | 0 | 0 | 0 |

WISE (W), Drago (8-SV) and Fisk
 HOLTZMAN (L), Todd (5), Lindblad (5) and Tenace
 HR—None
 T—2:30; A—49,358

Game 2

at BOSTON (Day) | Sunday, October 5

| | R | H | E |
|---------|---|---|---|
| Oakland | 2 | 0 | 0 |
| Boston | 0 | 0 | 0 |

Blue, Todd (4), FINGERS (5-L) and Fosse, Tenace (7)
 Cleveland, MORET (6-W), Drago (7-SV) and Fisk
 HR—Jackson (1), Yastrzemski (1), Petrocelli (1)
 T—2:27; A—35,578

1975 ALCS Statistics

| Batter | AVG | G | AB | R | H | 2B | 3B | HR | RBI | GW | SH | SF | HB | BB | SO | SB | CS | E |
|------------------|-------------|----------|-----------|-----------|-----------|----------|----------|----------|-----------|----------|----------|----------|----------|----------|-----------|----------|----------|----------|
| Beniquez | .250 | 3 | 12 | 2 | 3 | 0 | 0 | 0 | 1 | 0 | 1 | 0 | 0 | 0 | 1 | 2 | 0 | 0 |
| Burleson | .444 | 3 | 9 | 2 | 4 | 2 | 0 | 0 | 1 | 0 | 1 | 0 | 0 | 1 | 0 | 0 | 0 | 1 |
| Cooper | .400 | 3 | 10 | 0 | 4 | 2 | 0 | 0 | 1 | 0 | 1 | 0 | 0 | 0 | 2 | 0 | 0 | 1 |
| Doyle | .273 | 3 | 11 | 3 | 3 | 0 | 0 | 0 | 2 | 0 | 1 | 1 | 0 | 0 | 1 | 0 | 0 | 1 |
| Evans | .100 | 3 | 10 | 1 | 1 | 1 | 0 | 0 | 0 | 0 | 0 | 0 | 0 | 1 | 2 | 0 | 0 | 0 |
| Fisk | .417 | 3 | 12 | 4 | 5 | 1 | 0 | 0 | 2 | 1 | 0 | 0 | 0 | 0 | 2 | 1 | 0 | 0 |
| Lynn | .364 | 3 | 11 | 1 | 4 | 1 | 0 | 0 | 3 | 0 | 1 | 0 | 0 | 0 | 0 | 0 | 0 | 1 |
| Petrocelli | .167 | 3 | 12 | 1 | 2 | 0 | 0 | 1 | 2 | 1 | 0 | 0 | 0 | 0 | 3 | 0 | 0 | 0 |
| Yastrzemski | .455 | 3 | 11 | 4 | 5 | 1 | 0 | 1 | 2 | 0 | 0 | 0 | 0 | 1 | 1 | 0 | 0 | 0 |
| Red Sox | .316 | 3 | 98 | 18 | 31 | 8 | 0 | 2 | 14 | 2 | 5 | 1 | 0 | 3 | 12 | 3 | 0 | 4 |
| Athletics | .194 | 3 | 98 | 7 | 19 | 6 | 0 | 1 | 7 | 0 | 0 | 0 | 0 | 9 | 14 | 0 | 0 | 6 |

| Pitcher | W | L | ERA | G | GS | CG | SHO | SV | IP | H | R | ER | HR | HB | BB | SO | WP |
|------------------|----------|----------|-------------|----------|----------|----------|----------|----------|-------------|-----------|-----------|-----------|----------|----------|----------|-----------|----------|
| Cleveland | 0 | 0 | 5.40 | 1 | 1 | 0 | 0 | 0 | 5.0 | 7 | 3 | 3 | 1 | 0 | 1 | 2 | 0 |
| Drago | 0 | 0 | 0.00 | 2 | 0 | 0 | 0 | 2 | 4.2 | 2 | 0 | 0 | 0 | 0 | 1 | 2 | 1 |
| Moret | 1 | 0 | 0.00 | 1 | 0 | 0 | 0 | 0 | 1.0 | 1 | 0 | 0 | 0 | 0 | 1 | 0 | 0 |
| Tiani | 1 | 0 | 0.00 | 1 | 1 | 1 | 0 | 0 | 9.0 | 3 | 1 | 0 | 0 | 0 | 3 | 8 | 0 |
| Wise | 1 | 0 | 2.45 | 1 | 1 | 0 | 0 | 0 | 7.1 | 6 | 3 | 2 | 0 | 0 | 3 | 2 | 0 |
| Red Sox | 3 | 0 | 1.67 | 3 | 3 | 1 | 0 | 2 | 27.0 | 19 | 7 | 5 | 1 | 0 | 9 | 14 | 0 |
| Athletics | 0 | 3 | 4.32 | 3 | 3 | 0 | 0 | 0 | 25.0 | 31 | 18 | 12 | 2 | 0 | 3 | 12 | 1 |

Red Sox in the Postseason

Red Sox in the Postseason, Continued

1975 World Series

(Reds 4, Red Sox 3)

Game 1

at BOSTON (Day) | Saturday, October 11

| | R | H | E |
|------------|---|----|---|
| Cincinnati | 0 | 5 | 0 |
| Boston | 6 | 12 | 0 |

GULLETT (L), Carroll (7), McEnaney (7) and Bench
 Tiant (W) and Fisk
 HR—None
 T—2:27; A—35,205

Game 2

at BOSTON (Day) | Sunday, October 12

| | R | H | E |
|------------|---|---|---|
| Cincinnati | 0 | 7 | 1 |
| Boston | 2 | 7 | 0 |

Billingham, Borbon (6), McEnaney (7), EASTWICK (9-W) and Bench
 Lee, DRAGO (9-L) and Fisk
 HR—None
 T—2:38; A—35,205

Game 3

at CINCINNATI (Night) | Tuesday, October 14

| | R | H | E |
|------------|---|----|---|
| Boston | 5 | 10 | 2 |
| Cincinnati | 6 | 7 | 0 |

Wise, Burton (5), Cleveland (5), WILLOUGHBY (7-L), Moret (10) and Fisk
 Nolan, Darcy (5), Carroll (7), McEnaney (7), EASTWICK (9-W) and Bench
 HR—Fisk (1), Carbo (1), Evans (1), Bench (1), Concepcion (1), Geronimo (1)
 T—3:03; A—55,392

Game 4

at CINCINNATI (Night) | Wednesday, October 15

| | R | H | E |
|------------|---|----|---|
| Boston | 5 | 11 | 1 |
| Cincinnati | 4 | 9 | 1 |

Tiant (W) and Fisk
 NORMAN (L), Borbon (4), Carroll (5), Eastwick (7) and Bench
 HR—None
 T—2:52; A—55,667

Game 5

at CINCINNATI (Night) | Thursday, October 16

| | R | H | E |
|------------|---|---|---|
| Boston | 2 | 5 | 0 |
| Cincinnati | 6 | 8 | 0 |

CLEVELAND (L), Willoughby (6), Pole (8), Segui (8) and Fisk
 GULLETT (W), Eastwick (9-SV) and Bench
 HR—Perez 2 (2)
 T—2:23; A—56,393

Game 6

at BOSTON (Night) | Tuesday, October 21

| | R | H | E |
|------------|---|----|---|
| Cincinnati | 6 | 14 | 0 |
| Boston | 7 | 10 | 1 |

Nolan, Norman (3), Bingham (3), Carroll (5), Borbon (6),
 Eastwick (8), McEnaney (9), Darcy (10-L) and Bench
 Tiant, Moret (8), Drago (9), WISE (12-W) and Fisk
 HR—Lynn (1), Geronimo (2), Carbo (2), Fisk (2)
 T—4:01; A—35,205

Game 7

at BOSTON (Night) | Wednesday, October 22

| | R | H | E |
|------------|---|---|---|
| Cincinnati | 4 | 9 | 0 |
| Boston | 3 | 5 | 2 |

Gullett, Bingham (5), CARROLL (7-W), McEnaney (9-SV) and Bench
 Lee, Moret (7), Willoughby (7), BURTON (9-L), Cleveland (9) and Fisk
 HR—Perez (3)
 T—2:52; A—35,205

1975 World Series Statistics

| Batter | AVG | G | AB | R | H | 2B | 3B | HR | RBI | GW | SH | SF | HB | BB | SO | SB | CS | E |
|----------------|-------------|----------|------------|-----------|-----------|----------|----------|----------|-----------|----------|----------|----------|----------|-----------|-----------|----------|----------|----------|
| Beniquez | .125 | 3 | 8 | 0 | 1 | 0 | 0 | 0 | 1 | 0 | 0 | 0 | 0 | 1 | 1 | 0 | 0 | 0 |
| Burleson | .292 | 7 | 24 | 1 | 7 | 1 | 0 | 0 | 2 | 1 | 0 | 0 | 0 | 4 | 2 | 0 | 1 | 1 |
| Carbo | .429 | 4 | 7 | 3 | 3 | 1 | 0 | 2 | 4 | 0 | 0 | 0 | 0 | 1 | 1 | 0 | 0 | 0 |
| Cleveland | .000 | 3 | 2 | 0 | 0 | 0 | 0 | 0 | 0 | 0 | 0 | 0 | 0 | 0 | 2 | 0 | 0 | 0 |
| Cooper | .053 | 5 | 19 | 0 | 1 | 1 | 0 | 0 | 1 | 0 | 1 | 0 | 0 | 0 | 3 | 0 | 0 | 0 |
| Doyle | .267 | 7 | 30 | 3 | 8 | 1 | 1 | 0 | 0 | 1 | 0 | 0 | 0 | 2 | 1 | 0 | 0 | 3 |
| Evans | .292 | 7 | 24 | 3 | 7 | 1 | 1 | 1 | 5 | 0 | 1 | 0 | 1 | 3 | 4 | 0 | 1 | 0 |
| Fisk | .240 | 7 | 25 | 5 | 6 | 0 | 0 | 2 | 4 | 1 | 0 | 0 | 0 | 7 | 7 | 0 | 0 | 2 |
| Griffin | .000 | 1 | 1 | 0 | 0 | 0 | 0 | 0 | 0 | 0 | 0 | 0 | 0 | 0 | 0 | 0 | 0 | 0 |
| Lee | .167 | 2 | 6 | 0 | 1 | 0 | 0 | 0 | 0 | 0 | 0 | 0 | 0 | 0 | 3 | 0 | 0 | 0 |
| Lynn | .280 | 7 | 25 | 3 | 7 | 1 | 0 | 1 | 5 | 0 | 0 | 1 | 0 | 3 | 5 | 0 | 0 | 0 |
| Miller | .000 | 3 | 2 | 0 | 0 | 0 | 0 | 0 | 0 | 0 | 0 | 0 | 0 | 0 | 0 | 0 | 0 | 0 |
| Montgomery | .000 | 1 | 1 | 0 | 0 | 0 | 0 | 0 | 0 | 0 | 0 | 0 | 0 | 0 | 0 | 0 | 0 | 0 |
| Petrocelli | .308 | 7 | 26 | 3 | 8 | 1 | 0 | 0 | 4 | 0 | 0 | 0 | 0 | 3 | 6 | 0 | 0 | 0 |
| Tiant | .250 | 3 | 8 | 2 | 2 | 0 | 0 | 0 | 0 | 0 | 1 | 0 | 0 | 2 | 4 | 0 | 0 | 0 |
| Willoughby | — | 3 | 0 | 0 | 0 | 0 | 0 | 0 | 0 | 0 | 1 | 0 | 0 | 0 | 0 | 0 | 0 | 0 |
| Wise | .000 | 2 | 2 | 0 | 0 | 0 | 0 | 0 | 0 | 0 | 0 | 0 | 0 | 0 | 0 | 0 | 0 | 0 |
| Yastrzemski | .310 | 7 | 29 | 7 | 9 | 0 | 0 | 0 | 4 | 1 | 0 | 1 | 0 | 4 | 1 | 0 | 0 | 0 |
| Red Sox | .251 | 7 | 239 | 30 | 60 | 7 | 2 | 6 | 30 | 3 | 4 | 3 | 1 | 30 | 40 | 0 | 2 | 6 |
| Reds | .242 | 7 | 244 | 29 | 59 | 9 | 3 | 7 | 29 | 4 | 2 | 2 | 2 | 25 | 30 | 9 | 2 | 2 |

| Pitcher | W | L | ERA | G | GS | CG | SHO | SV | IP | H | R | ER | HR | HB | BB | SO | WP |
|----------------|----------|----------|-------------|----------|----------|----------|----------|----------|-------------|-----------|-----------|-----------|----------|----------|-----------|-----------|----------|
| Burton | 0 | 1 | 9.00 | 2 | 0 | 0 | 0 | 0 | 1.0 | 1 | 1 | 1 | 0 | 0 | 3 | 0 | 0 |
| Cleveland | 0 | 1 | 6.75 | 3 | 1 | 0 | 0 | 0 | 6.2 | 7 | 5 | 5 | 2 | 0 | 3 | 5 | 0 |
| Drago | 0 | 1 | 2.25 | 2 | 0 | 0 | 0 | 0 | 4.0 | 3 | 1 | 1 | 0 | 0 | 1 | 1 | 0 |
| Lee | 0 | 0 | 3.14 | 2 | 2 | 0 | 0 | 0 | 14.1 | 12 | 5 | 5 | 1 | 0 | 3 | 7 | 0 |
| Moret | 0 | 0 | 0.00 | 3 | 0 | 0 | 0 | 0 | 1.2 | 2 | 0 | 0 | 0 | 0 | 3 | 1 | 0 |
| Pole | 0 | 0 | — | 1 | 0 | 0 | 0 | 0 | 0.0 | 0 | 1 | 1 | 0 | 0 | 2 | 0 | 0 |
| Segui | 0 | 0 | 0.00 | 1 | 0 | 0 | 0 | 0 | 1.0 | 0 | 0 | 0 | 0 | 0 | 0 | 0 | 0 |
| Tiant | 2 | 0 | 3.60 | 3 | 3 | 2 | 1 | 0 | 25.0 | 25 | 10 | 10 | 1 | 0 | 8 | 12 | 0 |
| Willoughby | 0 | 1 | 0.00 | 3 | 0 | 0 | 0 | 0 | 6.1 | 3 | 1 | 0 | 0 | 0 | 1 | 0 | 2 |
| Wise | 1 | 0 | 8.44 | 2 | 1 | 0 | 0 | 0 | 5.1 | 6 | 5 | 5 | 3 | 0 | 2 | 2 | 0 |
| Red Sox | 3 | 4 | 3.86 | 7 | 7 | 2 | 1 | 0 | 65.1 | 59 | 29 | 28 | 7 | 2 | 25 | 30 | 0 |
| Reds | 4 | 3 | 3.88 | 7 | 7 | 0 | 0 | 2 | 65.0 | 60 | 30 | 28 | 6 | 1 | 30 | 40 | 3 |

Red Sox in the Postseason

Red Sox in the Postseason, Continued

1967 World Series

(Cardinals 4, Red Sox 3)

Game 1

at BOSTON (Day) | Wednesday, October 4

| | R | H | E |
|-----------|---|---|---|
| St. Louis | 0 | 0 | 1 |
| Boston | 0 | 0 | 0 |

B. GIBSON (W) and McCarver
SANTIAGO (L), Wyatt (8) and R. Gibson, Howard (9)
HR—Santiago (1)
T—2:22; A—34,796

Game 2

at BOSTON (Day) | Thursday, October 5

| | R | H | E |
|-----------|---|---|---|
| St. Louis | 0 | 0 | 0 |
| Boston | 0 | 0 | 0 |

HUGHES (L), Willis (6), Hoerner (7), Lamabe (7) and McCarver
LONBORG (W) and Howard
HR—Yastrzemski 2 (2)
T—2:24; A—35,188

Game 3

at ST. LOUIS (Day) | Saturday, October 7

| | R | H | E |
|-----------|---|---|---|
| Boston | 0 | 0 | 0 |
| St. Louis | 1 | 2 | 0 |

BELL (L), Waslewski (3), Stange (6), Osinski (8) and Howard
BRILES (W) and McCarver
HR—Shannon (1), Smith (1)
T—2:15; A—54,575

Game 4

at ST. LOUIS (Day) | Sunday, October 8

| | R | H | E |
|-----------|---|---|---|
| Boston | 0 | 0 | 0 |
| St. Louis | 4 | 0 | 2 |

SANTIAGO (L), Bell (1), Stephenson (3), Morehead (5), Brett (8) and Howard, Ryan (5)
B. GIBSON (W) and McCarver
HR—None
T—2:05; A—54,575

Game 5

at ST. LOUIS (Day) | Monday, October 9

| | R | H | E |
|-----------|---|---|---|
| Boston | 0 | 0 | 1 |
| St. Louis | 0 | 0 | 0 |

LONBORG (W) and Howard
CARLTON (L), Washburn (7), Willis (9), Lamabe (9) and McCarver
HR—Maris (1)
T—2:20; A—54,575

Game 6

at BOSTON (Day) | Wednesday, October 11

| | R | H | E |
|-----------|---|---|---|
| St. Louis | 0 | 0 | 2 |
| Boston | 0 | 1 | 0 |

Hughes, Willis (4), Briles (5), LAMABE (7-L), Hoerner (7), Jaster (7), Washburn (7), Woodeshick (8) and McCarver
Waslewski, WYATT (6-W), Bell (8-SV) and Howard
HR—Petrocelli 2 (2), Yastrzemski (3), Smith (2), Brock (1)
T—2:48; A—35,188

Game 7

at BOSTON (Day) | Thursday, October 12

| | R | H | E |
|-----------|---|---|---|
| St. Louis | 0 | 0 | 2 |
| Boston | 0 | 0 | 0 |

B. GIBSON (W) and McCarver
LONBORG (L), Santiago (7), Morehead (9), Osinski (9), Brett (9) and Howard, R. Gibson (9)
HR—B. Gibson (1), Javier (1)
T—2:23; A—35,188

1967 World Series Statistics

| Batter | AVG | G | AB | R | H | 2B | 3B | HR | RBI | GW | SH | SF | HB | BB | SO | SB | CS | E |
|------------------|-------------|----------|------------|-----------|-----------|-----------|----------|----------|-----------|----------|----------|----------|----------|-----------|-----------|----------|----------|----------|
| Adair | .125 | 5 | 16 | 0 | 2 | 0 | 0 | 0 | 1 | 0 | 0 | 1 | 0 | 0 | 3 | 1 | 0 | 0 |
| Andrews | .308 | 5 | 13 | 2 | 4 | 0 | 0 | 0 | 1 | 0 | 2 | 0 | 0 | 0 | 1 | 0 | 0 | 0 |
| Foy | .133 | 6 | 15 | 2 | 2 | 1 | 0 | 0 | 1 | 1 | 1 | 0 | 0 | 1 | 5 | 0 | 0 | 1 |
| Gibson | .000 | 2 | 2 | 0 | 0 | 0 | 0 | 0 | 0 | 0 | 0 | 0 | 0 | 0 | 2 | 0 | 0 | 0 |
| Harrelson | .077 | 4 | 13 | 0 | 1 | 0 | 0 | 0 | 1 | 1 | 0 | 0 | 0 | 1 | 3 | 0 | 0 | 0 |
| Howard | .111 | 7 | 18 | 0 | 2 | 0 | 0 | 0 | 1 | 0 | 1 | 0 | 0 | 1 | 2 | 0 | 0 | 0 |
| Jones | .389 | 6 | 18 | 2 | 7 | 0 | 0 | 0 | 1 | 0 | 0 | 0 | 0 | 1 | 3 | 0 | 0 | 0 |
| Lonborg | .000 | 3 | 9 | 0 | 0 | 0 | 0 | 0 | 0 | 0 | 0 | 0 | 0 | 0 | 7 | 0 | 0 | 0 |
| Petrocelli | .200 | 7 | 20 | 3 | 4 | 1 | 0 | 2 | 3 | 0 | 0 | 1 | 0 | 3 | 8 | 0 | 1 | 2 |
| Ryan | .000 | 1 | 2 | 0 | 0 | 0 | 0 | 0 | 0 | 0 | 0 | 0 | 0 | 0 | 1 | 0 | 0 | 0 |
| Santiago | .500 | 3 | 2 | 1 | 1 | 0 | 0 | 1 | 1 | 0 | 0 | 0 | 0 | 0 | 1 | 0 | 0 | 0 |
| Scott | .231 | 7 | 26 | 3 | 6 | 1 | 1 | 0 | 0 | 0 | 0 | 0 | 0 | 3 | 6 | 0 | 0 | 0 |
| Siebern | .333 | 3 | 3 | 0 | 1 | 0 | 0 | 0 | 1 | 0 | 0 | 0 | 0 | 0 | 0 | 0 | 0 | 0 |
| Smith | .250 | 7 | 24 | 3 | 6 | 1 | 0 | 2 | 3 | 0 | 0 | 0 | 0 | 2 | 2 | 0 | 1 | 0 |
| Tartabull | .154 | 7 | 13 | 1 | 2 | 0 | 0 | 0 | 0 | 0 | 0 | 0 | 0 | 1 | 2 | 0 | 0 | 0 |
| Thomas | .000 | 2 | 2 | 0 | 0 | 0 | 0 | 0 | 0 | 0 | 0 | 0 | 0 | 0 | 1 | 0 | 0 | 0 |
| Waslewski | .000 | 2 | 1 | 0 | 0 | 0 | 0 | 0 | 0 | 0 | 0 | 0 | 0 | 1 | 0 | 1 | 0 | 0 |
| Yastrzemski | .400 | 7 | 25 | 4 | 10 | 2 | 0 | 3 | 5 | 1 | 0 | 0 | 0 | 1 | 4 | 1 | 0 | 1 |
| Red Sox | .216 | 7 | 222 | 21 | 48 | 6 | 1 | 8 | 19 | 3 | 4 | 2 | 2 | 17 | 49 | 1 | 3 | 4 |
| Cardinals | .223 | 7 | 229 | 25 | 51 | 11 | 2 | 5 | 24 | 4 | 0 | 2 | 0 | 17 | 30 | 7 | 1 | 4 |

| Pitcher | W | L | ERA | G | GS | CG | SHO | SV | IP | H | R | ER | HR | HB | BB | SO | WP |
|------------------|----------|----------|-------------|----------|----------|----------|----------|----------|-------------|-----------|-----------|-----------|----------|----------|-----------|-----------|----------|
| Bell | 0 | 1 | 5.06 | 3 | 1 | 0 | 0 | 0 | 1 | 5.1 | 8 | 3 | 3 | 1 | 0 | 1 | 1 |
| Brett | 0 | 0 | 0.00 | 2 | 0 | 0 | 0 | 0 | 1.1 | 0 | 0 | 0 | 0 | 0 | 1 | 1 | 0 |
| Lonborg | 2 | 1 | 2.63 | 3 | 3 | 2 | 1 | 0 | 24.0 | 14 | 8 | 7 | 3 | 0 | 2 | 11 | 1 |
| Morehead | 0 | 0 | 0.00 | 2 | 0 | 0 | 0 | 0 | 3.1 | 0 | 0 | 0 | 0 | 0 | 4 | 3 | 0 |
| Osinski | 0 | 0 | 6.75 | 2 | 0 | 0 | 0 | 0 | 1.1 | 2 | 1 | 1 | 0 | 0 | 0 | 0 | 0 |
| Santiago | 0 | 2 | 5.59 | 3 | 2 | 0 | 0 | 0 | 9.2 | 16 | 6 | 6 | 0 | 0 | 3 | 6 | 0 |
| Stange | 0 | 0 | 0.00 | 1 | 0 | 0 | 0 | 0 | 2.0 | 3 | 1 | 0 | 0 | 0 | 0 | 0 | 0 |
| Stephenson | 0 | 0 | 9.00 | 1 | 0 | 0 | 0 | 0 | 2.0 | 3 | 2 | 2 | 0 | 0 | 1 | 0 | 1 |
| Waslewski | 0 | 0 | 2.16 | 2 | 1 | 0 | 0 | 0 | 8.1 | 4 | 2 | 2 | 0 | 0 | 2 | 7 | 0 |
| Wyatt | 1 | 0 | 4.91 | 2 | 0 | 0 | 0 | 0 | 3.2 | 1 | 2 | 2 | 1 | 0 | 3 | 1 | 0 |
| Red Sox | 3 | 4 | 3.39 | 7 | 7 | 2 | 1 | 1 | 61.0 | 51 | 25 | 23 | 5 | 0 | 17 | 30 | 2 |
| Cardinals | 4 | 3 | 2.66 | 7 | 7 | 4 | 1 | 0 | 61.0 | 48 | 21 | 18 | 8 | 2 | 17 | 49 | 2 |

Red Sox in the Postseason

Red Sox in the Postseason, Continued

1946 World Series

(Cardinals 4, Red Sox 3)

Game 1

at ST. LOUIS (Day) | Sunday, October 6

| | R | H | E |
|-----------|---|---|---|
| Boston | 0 | 1 | 0 |
| St. Louis | 0 | 0 | 0 |

Hughson, JOHNSON (9-W) and H. Wagner, Partee (9)
 POLLET (L) and Garagiola
 HR—York (1)
 T—2:39; A—36,218

Game 2

at ST. LOUIS (Day) | Monday, October 7

| | R | H | E |
|-----------|---|---|---|
| Boston | 0 | 0 | 0 |
| St. Louis | 0 | 0 | 1 |

HARRIS (L), Dobson (8) and Partee, H. Wagner (6)
 BRECHEEN (W) and Rice
 HR—None
 T—1:56; A—35,815

Game 3

at BOSTON (Day) | Wednesday, October 9

| | R | H | E |
|-----------|---|---|---|
| St. Louis | 0 | 0 | 0 |
| Boston | 3 | 0 | 0 |

DICKSON (L), Wilks (8) and Garagiola
 FERRISS (W) and H. Wagner
 HR—York (2)
 T—1:54; A—34,500

Game 4

at BOSTON (Day) | Thursday, October 10

| | R | H | E |
|-----------|---|---|---|
| St. Louis | 0 | 3 | 3 |
| Boston | 0 | 0 | 0 |

MUNGER (W) and Garagiola
 HUGHSON (L), Bagby (3), Zuber (6), Brown (8), Ryba (9), Dreisewerd (9) and H. Wagner
 HR—Slaughter (1), Doerr (1)
 T—2:31; A—35,645

Game 5

at BOSTON (Day) | Friday, October 11

| | R | H | E |
|-----------|---|---|---|
| St. Louis | 0 | 1 | 0 |
| Boston | 1 | 1 | 0 |

Pollet, BRAZLE (L), Beazley (8) and Garagiola
 DOBSON (W) and Partee
 HR—Culberson (1)
 T—2:23; A—35,982

Game 6

at ST. LOUIS (Day) | Sunday, October 13

| | R | H | E |
|-----------|---|---|---|
| Boston | 0 | 0 | 0 |
| St. Louis | 0 | 0 | 3 |

HARRIS (L), Hughson (3), Johnson (8) and Partee
 BRECHEEN (W) and Rice
 HR—None
 T—1:56; A—35,768

Game 7

at ST. LOUIS (Day) | Tuesday, October 15

| | R | H | E |
|-----------|---|---|---|
| Boston | 1 | 0 | 0 |
| St. Louis | 0 | 1 | 0 |

Ferriss, Dobson (5), KLINGER (8-L), Johnson (8) and H. Wagner, Partee (8)
 Dickson, BRECHEEN (8-W) and Garagiola, Rice (8)
 HR—None
 T—2:17; A—36,143

1946 World Series Statistics

| Batter | AVG | G | AB | R | H | 2B | 3B | HR | RBI | GW | SH | SF | HB | BB | SO | SB | CS | E |
|------------------|-------------|----------|------------|-----------|-----------|-----------|----------|----------|-----------|----------|----------|----------|----------|-----------|-----------|----------|----------|-----------|
| Bagby Jr. | .000 | 1 | 1 | 0 | 0 | 0 | 0 | 0 | 0 | 0 | 0 | 0 | 0 | 0 | 0 | 0 | 0 | 0 |
| Campbell | — | 1 | 0 | 0 | 0 | 0 | 0 | 0 | 0 | 0 | 0 | 0 | 0 | 0 | 0 | 0 | 0 | 0 |
| Culberson | .222 | 5 | 9 | 1 | 2 | 0 | 0 | 1 | 1 | 0 | 0 | 0 | 0 | 1 | 2 | 1 | 0 | 0 |
| DiMaggio | .259 | 7 | 27 | 2 | 7 | 3 | 0 | 0 | 3 | 0 | 1 | 0 | 0 | 2 | 2 | 0 | 0 | 0 |
| Dobson | .000 | 3 | 3 | 0 | 0 | 0 | 0 | 0 | 0 | 1 | 0 | 0 | 0 | 0 | 2 | 0 | 0 | 0 |
| Doerr | .409 | 6 | 22 | 1 | 9 | 1 | 0 | 1 | 3 | 0 | 0 | 0 | 0 | 2 | 2 | 0 | 0 | 0 |
| Ferriss | .000 | 2 | 6 | 0 | 0 | 0 | 0 | 0 | 0 | 0 | 0 | 0 | 0 | 0 | 1 | 0 | 0 | 0 |
| Gutteridge | .400 | 3 | 5 | 1 | 2 | 0 | 0 | 0 | 1 | 1 | 0 | 0 | 0 | 0 | 0 | 0 | 0 | 0 |
| Harris | .333 | 2 | 3 | 0 | 1 | 0 | 0 | 0 | 0 | 0 | 0 | 0 | 0 | 0 | 1 | 0 | 0 | 0 |
| Higgins | .208 | 7 | 24 | 1 | 5 | 1 | 0 | 0 | 2 | 0 | 0 | 0 | 0 | 2 | 0 | 0 | 0 | 2 |
| Hughson | .333 | 3 | 3 | 0 | 1 | 0 | 0 | 0 | 0 | 0 | 0 | 0 | 0 | 1 | 0 | 0 | 0 | 1 |
| Johnson | .000 | 3 | 1 | 0 | 0 | 0 | 0 | 0 | 0 | 0 | 0 | 0 | 0 | 0 | 0 | 0 | 0 | 0 |
| McBride | .167 | 5 | 12 | 0 | 2 | 0 | 0 | 0 | 1 | 0 | 0 | 0 | 0 | 0 | 1 | 0 | 0 | 1 |
| Metkovich | .500 | 2 | 2 | 1 | 1 | 1 | 0 | 0 | 0 | 0 | 0 | 0 | 0 | 0 | 0 | 0 | 0 | 0 |
| Moses | .417 | 4 | 12 | 1 | 5 | 0 | 0 | 0 | 0 | 0 | 0 | 0 | 0 | 1 | 2 | 0 | 0 | 0 |
| Partee | .100 | 5 | 10 | 1 | 1 | 0 | 0 | 0 | 1 | 0 | 0 | 0 | 0 | 1 | 2 | 0 | 0 | 0 |
| Pesky | .233 | 7 | 30 | 2 | 7 | 0 | 0 | 0 | 0 | 0 | 0 | 0 | 0 | 1 | 3 | 1 | 1 | 4 |
| Russell | 1.000 | 2 | 2 | 1 | 2 | 0 | 0 | 0 | 0 | 0 | 0 | 0 | 0 | 0 | 0 | 0 | 0 | 0 |
| Wagner | .000 | 5 | 13 | 0 | 0 | 0 | 0 | 0 | 0 | 0 | 1 | 0 | 0 | 0 | 1 | 0 | 0 | 0 |
| Williams | .200 | 7 | 25 | 2 | 5 | 0 | 0 | 0 | 1 | 0 | 0 | 0 | 0 | 5 | 5 | 0 | 0 | 0 |
| York | .261 | 7 | 23 | 6 | 6 | 1 | 1 | 2 | 5 | 2 | 0 | 0 | 1 | 6 | 4 | 0 | 0 | 1 |
| Red Sox | .240 | 7 | 233 | 20 | 56 | 7 | 1 | 4 | 18 | 3 | 3 | 0 | 1 | 22 | 28 | 2 | 1 | 10 |
| Cardinals | .259 | 7 | 232 | 28 | 60 | 19 | 2 | 1 | 27 | 4 | 8 | 0 | 2 | 19 | 30 | 3 | 3 | 4 |

Red Sox in the Postseason

Red Sox in the Postseason, Continued

1946 World Series Statistics (Cont.)

| Pitcher | W | L | ERA | G | GS | CG | SHO | SV | IP | H | R | ER | HR | HB | BB | SO | WP |
|------------------|----------|----------|-------------|----------|----------|----------|----------|----------|-------------|-----------|-----------|-----------|----------|----------|-----------|-----------|----------|
| Bagby Jr. | 0 | 0 | 3.00 | 1 | 0 | 0 | 0 | 0 | 3.0 | 6 | 1 | 1 | 0 | 0 | 1 | 1 | 0 |
| Brown | 0 | 0 | 27.00 | 1 | 0 | 0 | 0 | 0 | 1.0 | 4 | 3 | 3 | 0 | 0 | 1 | 0 | 0 |
| Dobson | 1 | 0 | 0.00 | 3 | 1 | 1 | 0 | 0 | 12.2 | 4 | 3 | 0 | 0 | 1 | 3 | 10 | 0 |
| Dreisewerd | 0 | 0 | 0.00 | 1 | 0 | 0 | 0 | 0 | 0.1 | 0 | 0 | 0 | 0 | 0 | 0 | 0 | 0 |
| Ferriss | 1 | 0 | 2.03 | 2 | 2 | 1 | 1 | 0 | 13.1 | 13 | 3 | 3 | 0 | 0 | 2 | 4 | 0 |
| Harris | 0 | 2 | 3.72 | 2 | 2 | 0 | 0 | 0 | 9.2 | 11 | 6 | 4 | 0 | 0 | 4 | 5 | 0 |
| Hughson | 0 | 1 | 3.14 | 3 | 2 | 0 | 0 | 0 | 14.1 | 14 | 8 | 5 | 1 | 1 | 3 | 8 | 0 |
| Johnson | 1 | 0 | 2.70 | 3 | 0 | 0 | 0 | 0 | 3.1 | 1 | 1 | 1 | 0 | 0 | 2 | 1 | 0 |
| Klinger | 0 | 1 | 13.50 | 1 | 0 | 0 | 0 | 0 | 0.2 | 2 | 1 | 1 | 0 | 0 | 1 | 0 | 0 |
| Ryba | 0 | 0 | 13.50 | 1 | 0 | 0 | 0 | 0 | 0.2 | 2 | 1 | 1 | 0 | 0 | 1 | 0 | 0 |
| Zuber | 0 | 0 | 4.50 | 1 | 0 | 0 | 0 | 0 | 2.0 | 3 | 1 | 1 | 0 | 0 | 1 | 1 | 0 |
| Red Sox | 3 | 4 | 2.95 | 7 | 7 | 2 | 1 | 0 | 61.0 | 60 | 28 | 20 | 1 | 2 | 19 | 30 | 0 |
| Cardinals | 4 | 3 | 2.32 | 7 | 7 | 4 | 1 | 0 | 62.0 | 56 | 20 | 16 | 4 | 1 | 22 | 28 | 1 |

1918 World Series

(Red Sox 4, Cubs 2)

Game 1 at CHICAGO (Day) | Thursday, September 5

| | R | H | E |
|---------|---|---|---|
| Boston | 0 | 0 | 0 |
| Chicago | 0 | 0 | 0 |

RUTH (W) and Agnew
VAUGHN (L) and Killefer
HR—None
T—1:50; A—19,274

Game 2 at CHICAGO (Day) | Friday, September 6

| | R | H | E |
|---------|---|---|---|
| Boston | 0 | 0 | 0 |
| Chicago | 0 | 3 | 0 |

BUSH (L) and Agnew, Schang (8)
TYLER (W) and Killefer
HR—None
T—1:58; A—20,040

Game 3 at CHICAGO (Day) | Saturday, September 7

| | R | H | E |
|---------|---|---|---|
| Boston | 0 | 0 | 0 |
| Chicago | 0 | 0 | 0 |

MAYS (W) and Schang
VAUGHN (L) and Killefer
HR—None
T—1:57; A—27,054

Game 4 at BOSTON (Day) | Monday, September 9

| | R | H | E |
|---------|---|---|---|
| Chicago | 0 | 0 | 0 |
| Boston | 0 | 0 | 0 |

Tyler, DOUGLAS (8-L) and Killefer
RUTH (W), Bush (9-SV) and Agnew, Schang (8)
HR—None
T—1:50; A—22,183

Game 5 at BOSTON (Day) | Tuesday, September 10

| | R | H | E |
|---------|---|---|---|
| Chicago | 0 | 0 | 1 |
| Boston | 0 | 0 | 0 |

VAUGHN (W) and Killefer
JONES (L) and Agnew, Schang (9)
HR—None
T—1:42; A—24,694

Game 6 at BOSTON (Day) | Wednesday, September 11

| | R | H | E |
|---------|---|---|---|
| Chicago | 0 | 0 | 0 |
| Boston | 0 | 0 | 2 |

TYLER (L), Hendrix (8) and Killefer, O'Farrell (8)
MAYS (W) and Schang
HR—None
T—1:46; A—15,238

1918 World Series Statistics

| Batter | AVG | G | AB | R | H | 2B | 3B | HR | RBI | GW | SH | SF | HB | BB | SO | SB | CS | E |
|----------------|-------------|----------|------------|-----------|-----------|----------|----------|----------|-----------|----------|----------|----------|----------|-----------|-----------|----------|----------|----------|
| Agnew | .000 | 4 | 9 | 0 | 0 | 0 | 0 | 0 | 0 | 0 | 0 | 0 | 0 | 0 | 0 | 0 | 0 | 0 |
| Bush | .000 | 2 | 2 | 0 | 0 | 0 | 0 | 0 | 0 | 0 | 0 | 0 | 0 | 1 | 0 | 0 | 0 | 0 |
| Dubuc | .000 | 1 | 1 | 0 | 0 | 0 | 0 | 0 | 0 | 0 | 0 | 0 | 0 | 1 | 0 | 0 | 0 | 0 |
| Hooper | .200 | 6 | 20 | 0 | 4 | 0 | 0 | 0 | 0 | 0 | 2 | 0 | 0 | 2 | 2 | 0 | 2 | 0 |
| Jones | .000 | 1 | 1 | 0 | 0 | 0 | 0 | 0 | 0 | 0 | 0 | 0 | 0 | 1 | 0 | 0 | 0 | 0 |
| Mays | .200 | 2 | 5 | 1 | 1 | 0 | 0 | 0 | 0 | 0 | 0 | 0 | 0 | 1 | 0 | 0 | 0 | 0 |
| McInnis | .250 | 6 | 20 | 2 | 5 | 0 | 0 | 0 | 1 | 1 | 1 | 0 | 0 | 1 | 1 | 0 | 0 | 0 |
| Miller | .000 | 1 | 1 | 0 | 0 | 0 | 0 | 0 | 0 | 0 | 0 | 0 | 0 | 0 | 0 | 0 | 0 | 0 |
| Ruth | .200 | 3 | 5 | 0 | 1 | 0 | 1 | 0 | 2 | 0 | 1 | 0 | 0 | 0 | 2 | 0 | 0 | 0 |
| Schang | .444 | 5 | 9 | 1 | 4 | 0 | 0 | 0 | 1 | 1 | 0 | 0 | 0 | 2 | 3 | 1 | 1 | 0 |
| Scott | .100 | 6 | 20 | 0 | 2 | 0 | 0 | 0 | 1 | 0 | 1 | 0 | 0 | 1 | 1 | 0 | 0 | 0 |
| Shean | .211 | 6 | 19 | 2 | 4 | 1 | 0 | 0 | 0 | 0 | 1 | 0 | 0 | 4 | 3 | 1 | 0 | 0 |
| Strunk | .174 | 6 | 23 | 1 | 4 | 1 | 1 | 0 | 0 | 0 | 1 | 0 | 0 | 0 | 5 | 0 | 1 | 0 |
| Thomas | .118 | 6 | 17 | 0 | 2 | 0 | 0 | 0 | 0 | 0 | 1 | 0 | 0 | 1 | 2 | 0 | 0 | 0 |
| Whiteman | .250 | 6 | 20 | 2 | 5 | 0 | 1 | 0 | 1 | 0 | 0 | 0 | 1 | 2 | 1 | 1 | 0 | 1 |
| Red Sox | .186 | 6 | 172 | 9 | 32 | 2 | 3 | 0 | 6 | 2 | 8 | 0 | 1 | 16 | 21 | 3 | 4 | 1 |
| Cubs | .210 | 6 | 176 | 10 | 37 | 5 | 1 | 0 | 10 | 2 | 4 | 0 | 2 | 18 | 14 | 3 | 5 | 5 |

| Pitcher | W | L | ERA | G | GS | CG | SHO | SV | IP | H | R | ER | HR | HB | BB | SO | WP |
|----------------|----------|----------|-------------|----------|----------|----------|----------|----------|-------------|-----------|-----------|-----------|----------|----------|-----------|-----------|----------|
| Bush | 0 | 1 | 3.00 | 2 | 1 | 1 | 0 | 1 | 9.0 | 7 | 3 | 3 | 0 | 0 | 3 | 0 | 0 |
| Jones | 0 | 1 | 3.00 | 1 | 1 | 1 | 0 | 0 | 9.0 | 7 | 3 | 3 | 0 | 0 | 5 | 5 | 0 |
| Mays | 2 | 0 | 1.00 | 2 | 2 | 2 | 0 | 0 | 18.0 | 10 | 2 | 2 | 0 | 1 | 3 | 5 | 0 |
| Ruth | 2 | 0 | 1.06 | 2 | 2 | 1 | 1 | 0 | 17.0 | 13 | 2 | 2 | 0 | 1 | 7 | 4 | 1 |
| Red Sox | 4 | 2 | 1.70 | 6 | 6 | 5 | 1 | 1 | 53.0 | 37 | 10 | 10 | 0 | 2 | 18 | 14 | 1 |
| Cubs | 2 | 4 | 1.04 | 6 | 6 | 4 | 1 | 0 | 52.0 | 32 | 9 | 6 | 0 | 1 | 16 | 21 | 0 |

Red Sox in the
Postseason

Red Sox in the Postseason, Continued

1916 World Series

(Red Sox 4, Brooklyn Robins 1)

Game 1

at BOSTON, Braves Field (Day) | Saturday, October 7

| | R | H | E |
|----------|---|---|---|
| Brooklyn | 0 | 0 | 0 |
| Boston | 0 | 0 | 1 |

MARQUARD (L), Pfeffer (8) and Meyers
 SHORE (W), Mays (9) and Cady, Thomas (9)
 HR—None
 T—2:16; A—36,117

Game 2

at BOSTON, Braves Field (Day) | Monday, October 9

| | R | H | E |
|----------|---|---|---|
| Brooklyn | 1 | 0 | 0 |
| Boston | 0 | 0 | 1 |

S. SMITH (L) and Meyers
 RUTH (W) and Thomas
 HR—Meyers (1)
 T—2:32; A—41,373

Game 3

at BROOKLYN (Day) | Tuesday, October 10

| | R | H | E |
|----------|---|---|---|
| Boston | 0 | 0 | 0 |
| Brooklyn | 0 | 0 | 1 |

MAYS (L), Foster (6) and Thomas
 COOMBS (W), Pfeffer (7) and Miller
 HR—Gardner (1)
 T—2:01; A—21,087

Game 4

at BROOKLYN (Day) | Wednesday, October 11

| | R | H | E |
|----------|---|---|---|
| Boston | 0 | 3 | 0 |
| Brooklyn | 2 | 0 | 0 |

LEONARD (W) and Carrigan
 MARQUARD (L), Cheney (5), Rucker (8) and Meyers
 HR—Gardner (2)
 T—2:30; A—21,662

Game 5

at BOSTON, Braves Field (Day) | Thursday, October 12

| | R | H | E |
|----------|---|---|---|
| Brooklyn | 0 | 1 | 0 |
| Boston | 0 | 1 | 2 |

PFEFFER (L), Dell (8) and Meyers
 SHORE (W) and Cady
 HR—None
 T—1:43; A—42,620

1916 World Series Statistics

| Batter | AVG | G | AB | R | H | 2B | 3B | HR | RBI | GW | SH | SF | HB | BB | SO | SB | CS | E |
|----------------|-------------|----------|-------------|-----------|-----------|----------|----------|----------|-------------|-----------|-----------|-----------|----------|-----------|-----------|-----------|----------|-----------|
| Cady | .250 | 2 | 4 | 1 | 1 | 0 | 0 | 0 | 0 | 0 | 0 | 0 | 0 | 3 | 0 | 0 | 0 | 0 |
| Carrigan | .667 | 1 | 3 | 0 | 2 | 0 | 0 | 0 | 1 | 0 | 1 | 0 | 0 | 0 | 1 | 0 | 1 | 0 |
| Foster | .000 | 1 | 1 | 0 | 0 | 0 | 0 | 0 | 0 | 0 | 0 | 0 | 0 | 0 | 1 | 0 | 0 | 0 |
| Gainer | 1.000 | 1 | 1 | 0 | 1 | 0 | 0 | 0 | 1 | 1 | 0 | 0 | 0 | 0 | 0 | 0 | 0 | 0 |
| Gardner | .176 | 5 | 17 | 2 | 3 | 0 | 0 | 2 | 6 | 1 | 1 | 1 | 0 | 0 | 2 | 0 | 0 | 2 |
| Henriksen | — | 1 | 0 | 1 | 0 | 0 | 0 | 0 | 0 | 0 | 0 | 0 | 0 | 1 | 0 | 0 | 0 | 0 |
| Hoblitzell | .235 | 5 | 17 | 3 | 4 | 1 | 1 | 0 | 2 | 0 | 0 | 0 | 0 | 6 | 0 | 0 | 0 | 0 |
| Hooper | .333 | 5 | 21 | 6 | 7 | 1 | 1 | 0 | 1 | 0 | 0 | 0 | 0 | 3 | 1 | 1 | 2 | 0 |
| Janvrin | .217 | 5 | 23 | 2 | 5 | 3 | 0 | 0 | 1 | 0 | 1 | 0 | 0 | 6 | 0 | 1 | 2 | 0 |
| Leonard | .000 | 1 | 3 | 0 | 0 | 0 | 0 | 0 | 0 | 0 | 0 | 0 | 0 | 1 | 3 | 0 | 0 | 0 |
| Lewis | .353 | 5 | 17 | 3 | 6 | 2 | 1 | 0 | 1 | 0 | 4 | 0 | 0 | 2 | 1 | 0 | 0 | 0 |
| Mays | .000 | 2 | 1 | 0 | 0 | 0 | 0 | 0 | 0 | 0 | 0 | 0 | 0 | 0 | 1 | 0 | 0 | 0 |
| McNally | — | 1 | 0 | 1 | 0 | 0 | 0 | 0 | 0 | 0 | 0 | 0 | 0 | 0 | 0 | 0 | 0 | 0 |
| Ruth | .000 | 1 | 5 | 0 | 0 | 0 | 0 | 0 | 1 | 0 | 0 | 0 | 0 | 0 | 2 | 0 | 0 | 0 |
| Scott | .125 | 5 | 16 | 1 | 2 | 0 | 1 | 0 | 1 | 0 | 1 | 1 | 0 | 1 | 1 | 0 | 0 | 2 |
| Shore | .000 | 2 | 7 | 0 | 0 | 0 | 0 | 0 | 0 | 0 | 0 | 0 | 0 | 0 | 2 | 0 | 0 | 0 |
| Shorten | .571 | 2 | 7 | 0 | 4 | 0 | 0 | 0 | 2 | 0 | 1 | 0 | 0 | 0 | 1 | 0 | 2 | 0 |
| Thomas | .143 | 3 | 7 | 0 | 1 | 0 | 1 | 0 | 0 | 0 | 1 | 0 | 0 | 0 | 1 | 0 | 0 | 0 |
| Walker | .273 | 3 | 11 | 1 | 3 | 0 | 1 | 0 | 1 | 1 | 0 | 0 | 0 | 1 | 2 | 0 | 1 | 0 |
| Walsh | .000 | 1 | 3 | 0 | 0 | 0 | 0 | 0 | 0 | 0 | 0 | 0 | 0 | 0 | 0 | 0 | 0 | 0 |
| Red Sox | .238 | 5 | 164 | 21 | 39 | 7 | 6 | 2 | 18 | 3 | 10 | 2 | 0 | 18 | 25 | 1 | 7 | 6 |
| Robins | .200 | 5 | 170 | 13 | 34 | 2 | 5 | 1 | 11 | 1 | 6 | 0 | 2 | 14 | 19 | 1 | 3 | 13 |
| Pitcher | W | L | ERA | G | GS | CG | SHO | SV | IP | H | R | ER | HR | HB | BB | SO | WP | |
| Foster | 0 | 0 | 0.00 | 1 | 0 | 0 | 0 | 0 | 3.0 | 3 | 0 | 0 | 0 | 0 | 0 | 1 | 0 | |
| Leonard | 1 | 0 | 1.00 | 1 | 1 | 1 | 0 | 0 | 9.0 | 5 | 2 | 1 | 0 | 0 | 4 | 3 | 1 | |
| Mays | 0 | 1 | 5.06 | 2 | 1 | 0 | 0 | 0 | 5.1 | 8 | 4 | 3 | 0 | 1 | 3 | 2 | 0 | |
| Ruth | 1 | 0 | 0.64 | 1 | 1 | 1 | 0 | 0 | 14.0 | 6 | 1 | 1 | 1 | 1 | 3 | 4 | 0 | |
| Shore | 2 | 0 | 1.53 | 2 | 2 | 1 | 0 | 0 | 17.2 | 12 | 6 | 3 | 0 | 1 | 4 | 9 | 0 | |
| Red Sox | 4 | 1 | 1.47 | 5 | 5 | 3 | 0 | 1 | 49.0 | 34 | 13 | 8 | 1 | 2 | 14 | 19 | 1 | |
| Robins | 1 | 4 | 2.85 | 5 | 5 | 1 | 0 | 1 | 47.1 | 39 | 21 | 15 | 2 | 0 | 18 | 25 | 2 | |

Red Sox in the Postseason

Red Sox in the Postseason, Continued

1915 World Series

(Red Sox 4, Phillies 1)

Game 1

at PHILADELPHIA (Day) | Friday, October 8

| | R | H | E |
|--------------|---|---|---|
| Boston | 0 | 0 | 0 |
| Philadelphia | 0 | 0 | 0 |

SHORE (L) and Cady
ALEXANDER (W) and Burns
HR—None
T—1:58; A—19,343

Game 2

at PHILADELPHIA (Day) | Saturday, October 9

| | R | H | E |
|--------------|---|---|---|
| Boston | 1 | 0 | 0 |
| Philadelphia | 0 | 0 | 0 |

FOSTER (W) and Thomas, Cady (7)
MAYER (L) and Burns
HR—None
T—2:05; A—20,306

Game 3

at BOSTON, Braves Field (Day) | Monday, October 11

| | R | H | E |
|--------------|---|---|---|
| Philadelphia | 0 | 0 | 1 |
| Boston | 0 | 0 | 0 |

ALEXANDER (L) and Burns
LEONARD (W) and Carrigan
HR—None
T—1:48; A—42,300

Game 4

at BOSTON, Braves Field (Day) | Tuesday, October 12

| | R | H | E |
|--------------|---|---|---|
| Philadelphia | 0 | 0 | 0 |
| Boston | 0 | 0 | 1 |

CHALMERS (L) and Burns
SHORE (W) and Cady
HR—None
T—2:05; A—41,096

Game 5

at PHILADELPHIA (Day) | Wednesday, October 13

| | R | H | E |
|--------------|---|---|---|
| Boston | 0 | 1 | 1 |
| Philadelphia | 2 | 0 | 0 |

FOSTER (W) and Thomas, Cady (6)
Mayer, RIXEY (3-L) and Burns
HR—Hooper 2 (2), Lewis (1), Luderus (1)
T—2:15; A—20,306

1915 World Series Statistics

| Batter | AVG | G | AB | R | H | 2B | 3B | HR | RBI | GW | SH | SF | HB | BB | SO | SB | CS | E |
|-----------------|-------------|----------|-------------|-----------|-----------|----------|----------|----------|-------------|-----------|-----------|-----------|----------|-----------|-----------|-----------|----------|----------|
| Barry | .176 | 5 | 17 | 1 | 3 | 0 | 0 | 0 | 1 | 0 | 0 | 0 | 0 | 1 | 2 | 0 | 0 | 1 |
| Cady | .333 | 4 | 6 | 0 | 2 | 0 | 0 | 0 | 0 | 0 | 1 | 0 | 0 | 1 | 2 | 0 | 0 | 0 |
| Carrigan | .000 | 1 | 2 | 0 | 0 | 0 | 0 | 0 | 0 | 0 | 0 | 0 | 0 | 1 | 1 | 0 | 0 | 0 |
| Foster | .500 | 2 | 8 | 0 | 4 | 1 | 0 | 0 | 1 | 1 | 0 | 0 | 0 | 0 | 2 | 0 | 0 | 0 |
| Gainer | .333 | 1 | 3 | 1 | 1 | 0 | 0 | 0 | 0 | 0 | 0 | 0 | 0 | 0 | 0 | 0 | 0 | 0 |
| Gardner | .235 | 5 | 17 | 2 | 4 | 0 | 1 | 0 | 0 | 0 | 1 | 0 | 0 | 1 | 0 | 0 | 0 | 0 |
| Henriksen | .000 | 2 | 2 | 0 | 0 | 0 | 0 | 0 | 0 | 0 | 0 | 0 | 0 | 0 | 0 | 0 | 0 | 0 |
| Hoblitzell | .313 | 5 | 16 | 1 | 5 | 0 | 0 | 0 | 1 | 0 | 0 | 1 | 0 | 0 | 1 | 1 | 1 | 1 |
| Hooper | .350 | 5 | 20 | 4 | 7 | 0 | 0 | 2 | 3 | 2 | 0 | 0 | 1 | 2 | 4 | 0 | 0 | 1 |
| Janvrin | .000 | 1 | 1 | 0 | 0 | 0 | 0 | 0 | 0 | 0 | 0 | 0 | 0 | 0 | 0 | 0 | 0 | 0 |
| Leonard | .000 | 1 | 3 | 0 | 0 | 0 | 0 | 0 | 0 | 0 | 0 | 0 | 0 | 0 | 2 | 0 | 0 | 0 |
| Lewis | .444 | 5 | 18 | 1 | 8 | 1 | 0 | 1 | 5 | 1 | 1 | 0 | 0 | 1 | 4 | 0 | 1 | 0 |
| Ruth | .000 | 1 | 1 | 0 | 0 | 0 | 0 | 0 | 0 | 0 | 0 | 0 | 0 | 0 | 0 | 0 | 0 | 0 |
| Scott | .056 | 5 | 18 | 0 | 1 | 0 | 0 | 0 | 0 | 0 | 2 | 0 | 0 | 0 | 3 | 0 | 0 | 0 |
| Shore | .200 | 2 | 5 | 0 | 1 | 0 | 0 | 0 | 0 | 0 | 1 | 0 | 0 | 0 | 3 | 0 | 0 | 1 |
| Speaker | .294 | 5 | 17 | 2 | 5 | 0 | 1 | 0 | 0 | 0 | 0 | 0 | 0 | 4 | 1 | 0 | 3 | 0 |
| Thomas | .200 | 2 | 5 | 0 | 1 | 0 | 0 | 0 | 0 | 0 | 0 | 0 | 0 | 0 | 0 | 0 | 0 | 0 |
| Red Sox | .264 | 5 | 159 | 12 | 42 | 2 | 2 | 3 | 11 | 4 | 6 | 1 | 1 | 11 | 25 | 1 | 5 | 4 |
| Phillies | .182 | 5 | 148 | 10 | 27 | 4 | 1 | 1 | 9 | 1 | 5 | 0 | 2 | 10 | 25 | 2 | 6 | 3 |
| Pitcher | W | L | ERA | G | GS | CG | SHO | SV | IP | H | R | ER | HR | HB | BB | SO | WP | |
| Foster | 2 | 0 | 2.00 | 2 | 2 | 2 | 0 | 0 | 18.0 | 12 | 5 | 4 | 1 | 2 | 2 | 13 | 0 | |
| Leonard | 1 | 0 | 1.00 | 1 | 1 | 1 | 0 | 0 | 9.0 | 3 | 1 | 1 | 0 | 0 | 6 | 0 | | |
| Shore | 1 | 1 | 2.12 | 2 | 2 | 2 | 0 | 0 | 17.0 | 12 | 4 | 4 | 0 | 0 | 8 | 6 | 0 | |
| Red Sox | 4 | 1 | 1.84 | 5 | 5 | 5 | 0 | 0 | 44.0 | 27 | 10 | 9 | 1 | 2 | 10 | 25 | 0 | |
| Phillies | 1 | 4 | 2.27 | 5 | 5 | 4 | 0 | 0 | 43.2 | 42 | 12 | 11 | 3 | 1 | 11 | 25 | 0 | |

Red Sox in the Postseason

Red Sox in the Postseason, Continued

1912 World Series

(Red Sox 4, New York Giants 3)

Game 1

at NEW YORK (Day) | Tuesday, October 8

| | R | H | E |
|----------|---|---|---|
| Boston | 0 | 0 | 0 |
| New York | 0 | 0 | 2 |

WOOD (W) and Cady
 TESREAU (L), Crandall (8) and Meyers
 HR—None
 T—2:10; A—35,730

Game 2

at BOSTON, Fenway Park (Day) | Wednesday, October 9

| | R | H | E |
|----------|---|---|---|
| New York | 0 | 1 | 0 |
| Boston | 3 | 0 | 0 |

Mathewson and Meyers, Wilson (10)
 Collins, Hall (8), Bedient (11) and Carrigan
 HR—None
 T—2:38; A—30,148 (Game called at end of 11th inning due to darkness)

Game 3

at BOSTON, Fenway Park (Day) | Thursday, October 10

| | R | H | E |
|----------|---|---|---|
| New York | 0 | 1 | 0 |
| Boston | 0 | 0 | 0 |

MARQUARD (W) and Meyers
 O'BRIEN (L), Bedient (9) and Carrigan, Cady (9)
 HR—None
 T—2:16; A—34,624

Game 4

at NEW YORK (Day) | Friday, October 11

| | R | H | E |
|----------|---|---|---|
| Boston | 0 | 1 | 0 |
| New York | 0 | 0 | 0 |

WOOD (W) and Cady
 TESREAU (L), Ames (8) and Meyers
 HR—None
 T—2:06; A—36,502

Game 5

at BOSTON, Fenway Park (Day) | Saturday, October 12

| | R | H | E |
|----------|---|---|---|
| New York | 0 | 0 | 0 |
| Boston | 0 | 0 | 2 |

MATHEWSON (L) and Meyers
 BEDIENT (W) and Cady
 HR—None
 T—1:43; A—34,683

Game 6

at NEW YORK (Day) | Monday, October 14

| | R | H | E |
|----------|---|---|---|
| Boston | 0 | 2 | 0 |
| New York | 5 | 0 | 0 |

O'BRIEN (L), Collins (2) and Cady
 MARQUARD (W) and Meyers
 HR—None
 T—1:58; A—30,622

Game 7

at BOSTON, Fenway Park (Day) | Tuesday, October 15

| | R | H | E |
|----------|---|---|---|
| New York | 6 | 1 | 0 |
| Boston | 1 | 0 | 0 |

TESREAU (W) and Meyers, Wilson (7)
 WOOD (L), Hall (2) and Cady
 HR—Doyle (1), Gardner (1)
 T—2:21; A—32,694

Game 8

at BOSTON, Fenway Park (Day) | Wednesday, October 16

| | R | H | E |
|----------|---|---|---|
| New York | 0 | 0 | 1 |
| Boston | 0 | 0 | 0 |

MATHEWSON (L) and Meyers
 Bedient, WOOD (8-W) and Cady
 HR—None
 T—2:39; A—17,034

1912 World Series Statistics

| Batter | AVG | G | AB | R | H | 2B | 3B | HR | RBI | GW | SH | SF | HB | BB | SO | SB | CS | E |
|----------------|-------------|----------|------------|-----------|-----------|-----------|----------|----------|-----------|----------|----------|----------|----------|-----------|-----------|-----------|-----------|-----------|
| Ball | .000 | 1 | 1 | 0 | 0 | 0 | 0 | 0 | 0 | 0 | 0 | 0 | 0 | 0 | 1 | 0 | 0 | 0 |
| Bedient | .000 | 4 | 6 | 0 | 0 | 0 | 0 | 0 | 0 | 0 | 0 | 0 | 0 | 0 | 0 | 0 | 0 | 0 |
| Cady | .136 | 7 | 22 | 1 | 3 | 0 | 0 | 0 | 1 | 0 | 1 | 0 | 0 | 0 | 3 | 0 | 0 | 1 |
| Carrigan | .000 | 2 | 7 | 0 | 0 | 0 | 0 | 0 | 0 | 0 | 0 | 0 | 0 | 0 | 0 | 0 | 0 | 0 |
| Collins | .000 | 2 | 5 | 0 | 0 | 0 | 0 | 0 | 0 | 0 | 0 | 0 | 0 | 0 | 2 | 0 | 0 | 0 |
| Engle | .333 | 3 | 3 | 1 | 1 | 1 | 0 | 0 | 2 | 0 | 0 | 0 | 0 | 0 | 0 | 0 | 0 | 0 |
| Gardner | .179 | 8 | 28 | 4 | 5 | 2 | 1 | 1 | 5 | 1 | 2 | 1 | 1 | 2 | 5 | 0 | 0 | 4 |
| Hall | .750 | 2 | 4 | 0 | 3 | 1 | 0 | 0 | 0 | 0 | 0 | 0 | 0 | 1 | 0 | 0 | 0 | 1 |
| Henriksen | 1.000 | 2 | 1 | 0 | 1 | 1 | 0 | 0 | 1 | 0 | 0 | 0 | 0 | 0 | 0 | 0 | 0 | 0 |
| Hooper | .290 | 8 | 31 | 3 | 9 | 2 | 1 | 0 | 2 | 0 | 1 | 1 | 0 | 4 | 4 | 2 | 1 | 0 |
| Lewis | .188 | 8 | 32 | 4 | 6 | 3 | 0 | 0 | 1 | 0 | 0 | 0 | 0 | 2 | 2 | 0 | 0 | 1 |
| O'Brien | .000 | 2 | 2 | 0 | 0 | 0 | 0 | 0 | 0 | 0 | 0 | 0 | 0 | 0 | 2 | 0 | 0 | 0 |
| Speaker | .300 | 8 | 30 | 4 | 9 | 1 | 2 | 0 | 2 | 0 | 0 | 0 | 0 | 4 | 2 | 1 | 1 | 2 |
| Stahl | .250 | 8 | 32 | 3 | 8 | 2 | 0 | 0 | 2 | 0 | 1 | 0 | 0 | 0 | 6 | 2 | 2 | 1 |
| Wagner | .167 | 8 | 30 | 1 | 5 | 1 | 0 | 0 | 0 | 0 | 0 | 0 | 0 | 3 | 6 | 1 | 0 | 3 |
| Wood | .286 | 4 | 7 | 1 | 2 | 0 | 0 | 0 | 1 | 0 | 0 | 0 | 0 | 1 | 0 | 0 | 0 | 0 |
| Yerkes | .250 | 8 | 32 | 3 | 8 | 0 | 2 | 0 | 4 | 2 | 1 | 0 | 0 | 2 | 3 | 0 | 0 | 1 |
| Red Sox | .220 | 8 | 273 | 25 | 60 | 14 | 6 | 1 | 21 | 3 | 6 | 2 | 1 | 19 | 36 | 6 | 4 | 14 |
| Giants | .270 | 8 | 274 | 31 | 74 | 14 | 4 | 1 | 25 | 2 | 4 | 3 | 3 | 22 | 39 | 12 | 10 | 16 |

Pitcher

| | W | L | ERA | G | GS | CG | SHO | SV | IP | H | R | ER | HR | HB | BB | SO | WP |
|----------------|----------|----------|-------------|----------|----------|----------|----------|----------|-------------|-----------|-----------|-----------|----------|----------|-----------|-----------|----------|
| Bedient | 1 | 0 | 0.50 | 4 | 2 | 1 | 0 | 0 | 18.0 | 10 | 2 | 1 | 0 | 2 | 7 | 7 | 0 |
| Collins | 0 | 0 | 1.88 | 2 | 1 | 0 | 0 | 0 | 14.1 | 14 | 5 | 3 | 0 | 0 | 6 | 0 | |
| Hall | 0 | 0 | 3.38 | 2 | 0 | 0 | 0 | 0 | 10.2 | 11 | 6 | 4 | 1 | 0 | 9 | 1 | |
| O'Brien | 0 | 2 | 5.00 | 2 | 2 | 0 | 0 | 0 | 9.0 | 12 | 7 | 5 | 0 | 0 | 3 | 4 | |
| Wood | 3 | 1 | 3.68 | 4 | 3 | 2 | 0 | 0 | 22.0 | 27 | 11 | 9 | 0 | 1 | 3 | 21 | |
| Red Sox | 4 | 3 | 2.68 | 8 | 8 | 3 | 0 | 0 | 74.0 | 74 | 31 | 22 | 1 | 3 | 22 | 39 | 0 |
| Giants | 3 | 4 | 1.71 | 8 | 8 | 6 | 0 | 0 | 73.2 | 60 | 25 | 14 | 1 | 1 | 19 | 36 | 3 |

Red Sox in the Postseason

Red Sox in the Postseason, Continued

1903 World Series

(Boston Americans 5, Pirates 3)

Game 1 at BOSTON, Huntington Ave. Grounds (Day) Thursday, October 1

| | R | H | E |
|-----------|---|---|---|
| Pittsburg | 4 | 0 | 1 |
| Boston | 0 | 0 | 0 |

PHILLIPPE (W) and Phelps
YOUNG (L) and Criger
HR—Sebring (1)
T—1:55; A—16,242

Game 2 at BOSTON, Huntington Ave. Grounds (Day) Friday, October 2

| | R | H | E |
|-----------|---|---|---|
| Pittsburg | 0 | 0 | 0 |
| Boston | 2 | 0 | 0 |

LEEVEVER (L), Veil (2) and Smith
Dinneen (W) and Criger
HR—Dougherty 2 (2)
T—1:47; A—9,415

Game 3 at BOSTON, Huntington Ave. Grounds (Day) Saturday, October 3

| | R | H | E |
|-----------|---|---|---|
| Pittsburg | 0 | 1 | 2 |
| Boston | 0 | 0 | 0 |

PHILLIPPE (W) and Phelps
HUGHES (L), Young (3) and Criger
HR—None
T—1:50; A—18,801

Game 4 at PITTSBURG (Day) | Tuesday, October 6

| | R | H | E |
|-----------|---|---|---|
| Boston | 0 | 0 | 0 |
| Pittsburg | 1 | 0 | 0 |

Dinneen (L) and Criger
PHILLIPPE (W) and Phelps
HR—None
T—1:30; A—7,600

Game 5 at PITTSBURG (Day) | Wednesday, October 7

| | R | H | E |
|-----------|---|---|---|
| Boston | 0 | 0 | 0 |
| Pittsburg | 0 | 0 | 0 |

YOUNG (W) and Criger
KENNEDY (L), Thompson (8) and Phelps
HR—None
T—2:00; A—12,322

Game 6 at PITTSBURG (Day) | Thursday, October 8

| | R | H | E |
|-----------|---|---|---|
| Boston | 0 | 0 | 3 |
| Pittsburg | 0 | 0 | 0 |

DINNEEN (W) and Criger
LEEVEVER (L) and Phelps
HR—None
T—2:02; A—11,556

Game 7 at PITTSBURG (Day) | Saturday, October 10

| | R | H | E |
|-----------|---|---|---|
| Boston | 2 | 0 | 0 |
| Pittsburg | 0 | 0 | 0 |

PHILLIPPE (L) and Phelps
YOUNG (W) and Criger
HR—None
T—1:45; A—17,038

Game 8 at BOSTON, Huntington Ave. Grounds (Day) Tuesday, October 13

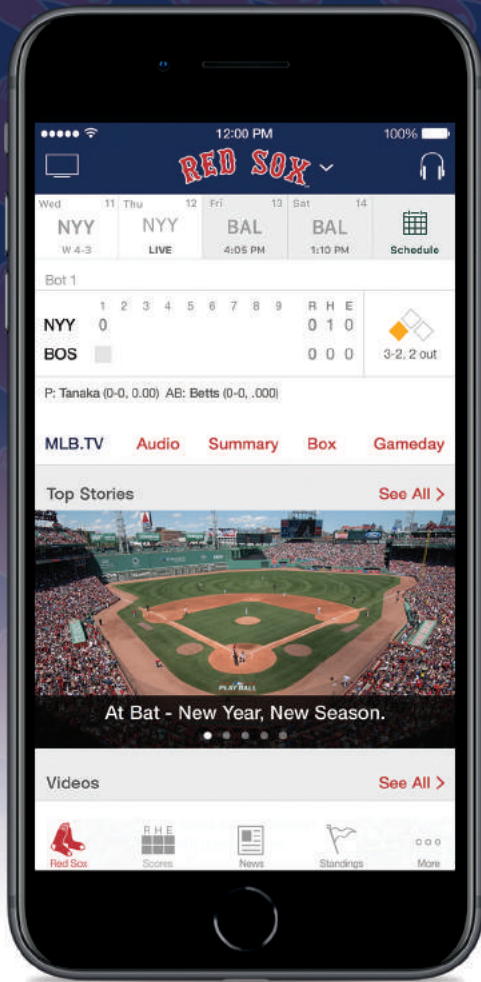
| | R | H | E |
|-----------|---|---|---|
| Pittsburg | 0 | 0 | 0 |
| Boston | 0 | 0 | 0 |

PHILLIPPE (L) and Phelps
Dinneen (W) and Criger
HR—None
T—1:35; A—7,455

1903 World Series Statistics

| Batter | AVG | G | AB | R | H | 2B | 3B | HR | RBI | GW | SH | SF | HB | BB | SO | SB | CS | E |
|----------------|-------------|----------|-------------|-----------|-----------|----------|-----------|----------|-------------|-----------|-----------|-----------|----------|-----------|-----------|-----------|----------|-----------|
| Collins | .250 | 8 | 36 | 5 | 9 | 1 | 2 | 0 | 1 | 1 | 0 | 0 | 0 | 1 | 1 | 3 | 0 | 1 |
| Criger | .231 | 8 | 26 | 1 | 6 | 0 | 0 | 0 | 4 | 0 | 1 | 0 | 0 | 2 | 3 | 0 | 0 | 3 |
| Dinneen | .182 | 4 | 11 | 1 | 2 | 0 | 0 | 0 | 0 | 0 | 1 | 0 | 0 | 2 | 2 | 0 | 0 | 0 |
| Dougherty | .235 | 8 | 34 | 3 | 8 | 0 | 2 | 2 | 5 | 1 | 0 | 0 | 1 | 2 | 6 | 0 | 0 | 1 |
| Farrell | .000 | 2 | 2 | 0 | 0 | 0 | 0 | 0 | 1 | 0 | 0 | 0 | 0 | 0 | 0 | 0 | 0 | 0 |
| Ferris | .290 | 8 | 31 | 3 | 9 | 0 | 1 | 0 | 5 | 1 | 1 | 0 | 1 | 0 | 6 | 0 | 0 | 2 |
| Freeman | .281 | 8 | 32 | 6 | 9 | 0 | 3 | 0 | 4 | 0 | 0 | 0 | 0 | 2 | 2 | 0 | 1 | 0 |
| LaChance | .222 | 8 | 27 | 5 | 6 | 2 | 1 | 0 | 4 | 1 | 3 | 0 | 0 | 3 | 2 | 0 | 0 | 3 |
| O'Brien | .000 | 2 | 2 | 0 | 0 | 0 | 0 | 0 | 0 | 0 | 0 | 0 | 0 | 0 | 1 | 0 | 0 | 0 |
| Parent | .281 | 8 | 32 | 8 | 9 | 0 | 3 | 0 | 4 | 0 | 0 | 0 | 1 | 1 | 1 | 0 | 0 | 3 |
| Stahl | .303 | 8 | 33 | 6 | 10 | 1 | 3 | 0 | 3 | 1 | 0 | 0 | 0 | 1 | 2 | 2 | 1 | 0 |
| Young | .133 | 4 | 15 | 1 | 2 | 0 | 1 | 0 | 3 | 0 | 0 | 0 | 0 | 0 | 3 | 0 | 0 | 1 |
| Red Sox | .249 | 8 | 281 | 39 | 70 | 4 | 16 | 2 | 34 | 5 | 6 | 0 | 3 | 14 | 29 | 5 | 2 | 14 |
| Pirates | .237 | 8 | 270 | 24 | 64 | 7 | 9 | 1 | 22 | 3 | 3 | 0 | 1 | 14 | 45 | 9 | 4 | 19 |
| Pitcher | W | L | ERA | G | GS | CG | SHO | SV | IP | H | R | ER | HR | HB | BB | SO | WP | |
| Dinneen | 3 | 1 | 2.06 | 4 | 4 | 4 | 2 | 0 | 35.0 | 29 | 8 | 8 | 0 | 0 | 8 | 28 | 0 | |
| Hughes | 0 | 1 | 9.00 | 1 | 1 | 0 | 0 | 0 | 2.0 | 4 | 2 | 2 | 0 | 0 | 2 | 0 | 0 | |
| Young | 2 | 1 | 1.85 | 4 | 3 | 3 | 0 | 0 | 34.0 | 31 | 14 | 7 | 1 | 1 | 4 | 17 | 0 | |
| Red Sox | 5 | 3 | 2.15 | 8 | 8 | 7 | 2 | 0 | 71.0 | 64 | 24 | 17 | 1 | 1 | 14 | 45 | 0 | |
| Pirates | 3 | 5 | 3.34 | 8 | 8 | 6 | 0 | 0 | 70.0 | 70 | 39 | 26 | 2 | 3 | 14 | 29 | 1 | |

Red Sox in the
Postseason



The #1 App for Live Red Sox Baseball





PLAYER DEVELOPMENT

JALEN BEEKS WAS NAMED
THE RED SOX' 2017 MINOR
LEAGUE PITCHER OF THE YEAR.

Player Development Staff

Raquel Ferreira, Vice President, Major and Minor League Operations - See Page 34



Ben Crockett, Vice President, Player Development

Ben enters his 2nd season as Vice President, Player Development after 5 seasons as Director, Player Development from 2012-16 and 2 seasons as the club's Assistant Director, Player Development from 2010-11. He joined the Red Sox organization as an intern in baseball operations in 2007 and served as Advance Scouting Coordinator from 2008-09.

He was selected by the Red Sox in the 10th round of the 2001 June Draft out of Harvard University, but did not sign. He was drafted the following year in the 3rd round by Colorado and is a veteran of 5 professional seasons (2002-06) as a pitcher. In 2017, Ben was elected into the Harvard Varsity Club Hall of Fame.

Ben and his wife, Kristine, live in Lexington, MA with their sons, Caleb, Wesley, and Jonathan.



David Howard, Minor League Field Coordinator

David enters his 15th season in the Red Sox organization and his 9th as Minor League Field Coordinator following 2 seasons as Special Assistant to the General Manager from 2008-09. He worked as a major league scout in 2007 and as a professional scout from 2005-06 after joining the Red Sox in 2004 as a minor league coach. The former infielder played 9 seasons in the major leagues with the Royals and Cardinals from 1991-99. His father, Bruce, pitched for the White Sox, Orioles, and Senators during a 6-year big league career from 1963-68.

The Sarasota, FL native lives in Leawood, KS with his wife, Jill, and children, Bridget (19) and Drew (17).



Dr. Brian Busconi, Head Minor League Physician

Dr. Brian Busconi begins his 5th season as Head Minor League Physician. An orthopedic surgeon affiliated with the UMass Memorial Medical Center, Busconi has been involved in the care of Red Sox minor league players since 1992.



Brian Abraham
Assistant Director,
Player Development




Dave Bush
Pitching Development
Analyst



Richard De Luna
Minor League Strength
and Conditioning Coach




Joe Hudson
Minor League Strength
and Conditioning Coach



Patrick McLaughlin
Minor League Video/
Florida Baseball
Operations Assistant



Mike Stelmach
Minor League
Equipment Manager



RJ Warner
Minor League
Clubhouse Assistant

Scouting Staff

Eddie Romero, Senior Vice President/Assistant General Manager - See Page 33



Jared Banner, Vice President, Player Personnel

Jared begins his 2nd season as Vice President, Player Personnel, his 11th overall with the Red Sox organization, after serving as Director, Player Personnel in 2016. The Brooklyn, NY native first joined the club in 2007 as a fellow in the baseball operations department and has also worked as Assistant, Player Development (2008-09), Assistant, Amateur Scouting (2009-10), Coordinator, Amateur Scouting (2010-12), and Assistant Director, Player Personnel (2013-15). An Amherst College graduate with a degree in psychology, Banner played four seasons (2004-07) of varsity baseball as an outfielder and served as team captain in 2007.



Gus Quattlebaum, Vice President, Professional Scouting

Gus begins his 2nd season as Vice President, Professional Scouting after serving as Director, Professional Scouting in 2016. He spent the 2015 season, his 10th in the Red Sox organization, as Assistant Director, Professional and International Scouting. Quattlebaum, an Andover, MA native, originally joined the club in 2006 as a professional scout, and then spent 5 years as Assistant Director, Amateur Scouting from 2010-14. The Davidson College graduate began his baseball career as a player development intern for the Montreal Expos in 1998. Before coming to the Red Sox, Quattlebaum served as a scout in the New York Yankees (1999-2003) and Baltimore Orioles (2004-06) organizations.



Mike Rikard, Vice President, Amateur Scouting

Mike enters his 2nd season as Vice President, Amateur Scouting after 2 seasons as Director, Amateur Scouting. Hired in November 2004, Rikard has spent the last 14 years working in the Red Sox scouting department, most recently as national scouting coordinator from 2013-14. A graduate of the University of North Carolina-Greensboro, he previously served as a regional crosschecker (2005-10) and national crosschecker (2010-12) for the club. He began his scouting career as an area scout for the San Diego Padres from 2000-04. Prior to that, he worked as an assistant baseball coach for Wake Forest University (1995-99) and also served as manager of the Cape Cod League Bourne Braves in the summers of 1999 and 2000. Mike's father, Bob, served as a minor league catcher and coach for 12 years and his uncle, Cully Rikard, played for the Pittsburgh Pirates during the 1940s.



Marcus Cuellar
Assistant,
Player Personnel



James Kang
Assistant,
International Scouting



Adrian Lorenzo
Assistant Director,
International Scouting



Devin Pearson
Scouting Coordinator



Harrison Slutsky
Assistant Director,
Pro Scouting



Paul Toboni
Assistant Director,
Amateur Scouting



J.T. Watkins
Advance Scouting
Assistant

Scouting Staff, Continued



Steve Langone, Manager, Advance Scouting

Steve Langone begins his 1st season as Manager, Advance Scouting after serving as Major League Advance Scout from 2013-17. He previously served as the Advance Scouting Coordinator for the Red Sox from 2010-12 after starting with the Red Sox as a baseball operations intern in 2009. A pitcher for 7 professional seasons in the Dodgers (2000-04), Red Sox (2005), and Phillies (2006) organizations, Langone advanced as high as Triple-A in 2003. He graduated from Boston College in 2000 and was inducted into the school's Hall of Fame in 2008.

Special Assignment Scouts



Eddie Bane, Special Assignment Scout

Eddie begins his 6th season with the Red Sox, working closely with President of Baseball Operations Dave Dombrowski after spending 2011-12 in the Detroit Tigers organization as a major league scout. He previously served as Director of Scouting for the Los Angeles Angels of Anaheim from 2004-10 and has worked for the Tampa Bay Rays (1999-2003), the Los Angeles Dodgers (1983, 1988-98), and in the Cleveland Indians organization for 4 years, managing Short-A Batavia for 2 seasons (1984-85) while serving as a crosschecker and scout (1984-87).

He oversaw the Angels' 2009 June Draft, widely regarded as the best major league draft of the past quarter century, which included Patrick Corbin, Randal Grichuk, Garrett Richards, Tyler Skaggs, and Mike Trout. Additionally, several players signed under his direction have been selected to Major League Baseball All-Star teams, including Corbin, Paul Konerko, Trout, Mark Trumbo, Jordan Walden, and Jered Weaver. A 2017 recipient of the George Genovese Lifetime Achievement Award in Scouting, Eddie began his post-playing career as pitching coach for the Dodgers' Rookie-level Lethbridge club in 1983.

Selected by the Minnesota Twins in the first round of the 1973 June Draft (11th overall), he enjoyed a 9-year pro career from 1973-81, including 44 ML games.



Steve Peck, Special Assignment Scout

Steve begins his 6th season as Special Assignment Scout after being named to the position in December 2012. He joined the Red Sox organization as a professional scout in 2009 after 13 years as a member of the Seattle Mariners coaching and scouting staff, including serving as an advance scout from 2004-08. He also worked with the Mariners as a minor league pitching coach (1996-2001) and as an amateur scout (2002-03).

A former right-handed pitcher, Peck spent 7 seasons in the Athletics (1988-90), Angels (1991-93), and Brewers (1994) systems.



Brad Sloan, Special Assignment Scout

Brad begins his 3rd season with the Red Sox as Special Assignment Scout. With over 35 years of scouting experience in Major League Baseball, he most recently served as a major league scout for the Atlanta Braves from 2013-15. Prior to his stint with the Braves, he spent 9 years as a major league scout for the Los Angeles Angels of Anaheim (2004-12). The majority of his scouting experience has come in the San Diego Padres organization, where he worked for 23 years. He served as scouting director for the Padres from 1996-2000 and also held the titles of area scout, area supervisor, and national crosschecker over 2 stints with the club (1980-92; 1994-2003). Sloan, a native of Brimfield, IL, has also worked as a national crosschecker in the New York Mets organization (1993).



Mark Wasinger, Special Assistant, Player Personnel

Mark enters his 4th season as Special Assistant, Player Personnel after serving as a Special Assignment Scout for the Red Sox from 2011-14. He was the club's West Crosschecker in 2009 and spent 6 years overall as a regional crosschecker and 1 year as a professional scout with Boston. He came to the Red Sox in November of 2002 after 7 years as an area scout with San Diego.

Wasinger was Old Dominion University's first Division I All-American in baseball. A former major league infielder, he played parts of 3 seasons with the Padres (1986) and Giants (1987-88).

Amateur Scouts & Territories



Paul Fryer
Global
Crosschecker



Brandon Agamenzone
N. Texas,
N. Louisiana



John Booher
National
Crosschecker



Quincy Boyd
National Scouting
Supervisor



Tim Collinsworth
N. Texas,
N. Louisiana



Lane Decker
AR, KS, ND, NE,
OK, SD



Ray Fagnant
Northeast, Canadian
Crosschecker



Todd Gold
IN, IL, MI, MN,
MO, WI



Reed Gragnani
N. Florida



Stephen Hargett
N. Florida



Justin Horowitz
S. California



Tom Kotchman
Florida
Crosschecker



Josh Labandeira
N. California



Dan Madsen
National Scouting
Supervisor



Chris Mears
Pitching
Crosschecker



Brian Moehler
Georgia



Carl Moesche
Northwest



Edgar Perez
Puerto Rico,
Player Personnel
Crosschecker



Fred Petersen
National Scouting
Supervisor



Pat Portugal
N. Carolina,
S. Carolina



John Pyle
Ohio Valley



Jim Robinson
National Scouting
Supervisor



Willie Romay
S. Florida



Danny Watkins
AL, MS, TN



Vaughn Williams
AZ, CO, NM, UT



Jim Woodward
S./C. California,
S. Nevada

Part-Time Amateur Scouts & Territories



JJ Altobelli
S. California




Rob English
Georgia



Tim Martin
Tennessee



Jay Oliver
TX, AR



Adam Stern
Canada



Terry Sullivan
Illinois

Not Pictured:
Dick Sorkin, Mid-Atlantic

Major League Scouts



Jaymie Bane
Major League
Scout



Nate Field
Major League
Scout



Bob Hamelin
Major League
Scout



Blair Henry
Major League
Scout



Tim Huff
Major League
Scout



Gary Hughes
Major League
Scout




John Lombardo
Major League
Scout



Matt Mahoney
Major League
Scout



Joe McDonald
Major League
Scout



Anthony Turco
Major League
Scout

Not Pictured:
David Scrivines, Professional Scouting Consultant

International Scouts & Territories



Todd Claus
Global Scouting
Supervisor



Rolando Pino
Latin American
Coordinator



Brett Ward
Pacific Rim
Coordinator



Domingo Brito
Dominican Republic



Alfredo Castellon
Colombia



Jonathan Cruz
Dominican Republic
Asst. Supervisor



Michel DeJesus
Dominican Republic



Angel Escobar
Venezuela



**Cristobal
Garibaldo**
Panama



Ernesto Gomez
Venezuela



Shun Kakazu
Japan



John Kim
South Korea



Aneko Knowles
Bahamas



Won Lee
Japan



Louie Lin
Taiwan



Wilder Lobo
Venezuela



Esau Medina
Dominican Republic



Rafael Mendoza
Nicaragua



Ramon Mora
Venezuela



Rafael Motooka
Brazil



Manny Nanita
Dominican Republic
Supervisor



Dennis Neuman
Aruba/Curacao



Manny Padron
Coordinator,
Venezuela Scouting/
Venezuela



Alex Requena
Venezuela



Lenin Rodriguez
Venezuela



Darryn Smith
South Africa



Rene Saggiadi
Europe



Sotero Torres
Mexico

Not Pictured:

Steve Fish, Western Australia

Minor League Coordinators



Brandon Henry, Minor League Athletic Training Coordinator

Brandon enters his 3rd season as Minor League Athletic Training Coordinator after 4 seasons as athletic trainer for the Portland Sea Dogs from 2012-15. He spent the previous 2 seasons in the same capacity with the Salem Red Sox. He begins his 12th season with the organization having also served as athletic trainer for the Greenville Drive (2009) and Lowell Spinners (2007-08), and was named New York-Penn League Athletic Trainer of the Year in 2008.

Brandon holds a bachelor's degree from Xavier (OH) University and a master's degree from West Virginia University.



Chad Epperson, Catching Coordinator

Chad begins his 9th season as Catching Coordinator after 8 years as a manager or coach in the Red Sox farm system. A manager from 2004-09, he led his club to the playoffs in 4 straight campaigns beginning in 2006, including Single-A Salem in 2009. A back-to-back California League Manager of the Year with Lancaster from 2007-08, he also skipped Wilmington to the playoffs in 2006. The Kentucky native managed Capital City in 2005 and Augusta in 2004 after spending 2 seasons (2002-03) as Sarasota's hitting coach. He also managed Cook County of the independent Frontier League in 2001.

Epperson played 9 years in the minor leagues in the Mets (1992-95), Red Sox (1997-99), and Orioles (2000) systems prior to his coaching career. He and his wife, Anne, reside in Andover, MA with their son, Andrew (19), and daughter, Alexandra (15).



Andy Fox, Infield Coordinator

Andy begins his 8th season as Infield Coordinator after serving as hitting coach for Seattle's Double-A affiliate in West Tennessee in 2010. He spent the previous 3 campaigns as 1st base and infield coach for the Florida Marlins (2007-09) and began his coaching career in 2006 as manager of Texas' Single-A Clinton club.

A 2-time World Series Champion, Fox played all 4 infield positions during a 9-year major league career with the Yankees (1996-97), Diamondbacks (1998-2000), Marlins (2000-03), Expos (2004) and Rangers (2004). He compiled a .239 AVG with 30 home runs and 168 RBI in 776 career big league games. A native of Fair Oaks, CA, he graduated from Christian Brothers High School in Sacramento, CA.



Glenn (Goose) Gregson, Latin American Pitching Advisor

Goose begins his 17th season in the Red Sox organization, 38th as a pro pitching coach, instructor or coordinator, and 45th overall in pro ball. It marks his 11th straight season, 12th overall, serving as Boston's Latin American Pitching Coordinator (also 2005) and his 13th straight season as a pitching coach for the Gulf Coast League Red Sox. He served as the Red Sox pitching coordinator for 4 years (2002-04, 2006) and acted as Boston's major league pitching coach for 6 weeks in 2003 while Tony Cloninger recovered from bladder cancer. Gregson also worked for the Phillies (1979-81, 1999-2001), Dodgers (1988-98), and Cubs (1982-84, 1987). He was the Dodgers' big league pitching coach in 1998.

The Appalachian State graduate went 22-18 with a 3.39 ERA over 7 minor league seasons for the White Sox (1972-73) and Phillies (1974-78) before an elbow injury ended his career. The right-hander threw a no-hitter in 1972 for the Mountaineers against the Virginia Military Institute. He has a master's degree in sport science and administration. He and his wife, Jan, have 3 children--Rian (40), Tyler (37), and McGraw (35)--and 5 grandchildren--Griffin, Banks, Winslow, Moyer, and Elliot.



Greg Norton, Hitting Coordinator

Greg begins his 3rd season as Minor League Hitting Coordinator after previously holding the same position in the Miami Marlins organization from 2012-13. He also served as Miami's Triple-A hitting coach for the New Orleans Zephyrs, taking over as manager in late June of 2010 and continuing in that role in 2011. Norton played 13 big league seasons for the White Sox (1996-2000), Rockies (2001-03), Tigers (2004), Devil Rays (2006-07), Mariners (2008), and Braves (2008-09) before joining the Marlins as a coach in 2010. Most recently, he served as the hitting coach at Auburn University from 2013-15.

Minor League Coordinators, Continued



David Herrera, Latin American Medical Coordinator

David enters his 11th season in the Red Sox organization and his 3rd season as Latin American Medical Coordinator and athletic trainer with the Gulf Coast League Red Sox. He previously served as the Salem Red Sox athletic trainer from 2012-15. He has also served as athletic trainer for the Greenville Drive from 2010-11, the Lowell Spinners in 2009, and for the Gulf Coast League Red Sox in 2008. Previously, he worked for the St. Joseph Blacksnakes of the independent American Association in the summer of 2006.

Prior to that, he served as a student athletic trainer with the baseball, basketball, football, and volleyball teams at Graceland (IA) University-Lamoni from 2005-06. David graduated from Graceland in 2007 with a B.A. in athletic training and a minor in health.



Billy McMillon, Outfield and Baserunning Coordinator

Billy begins his 3rd season as Minor League Outfield and Baserunning Coordinator after serving 2 seasons at the helm for Portland. Named the 2014 Eastern League Manager of the Year, he led the Sea Dogs to a franchise-record 88 wins (previous: 86, 1995) in the Northern Division. He previously skippered at Salem from 2012-13, leading the Salem Sox to the Mills Cup Championship in 2013. Billy was also at the helm for Greenville from 2010-11 where he led the Drive to the South Atlantic League Championship Series in his 2010 managerial debut. He also served as the Drive's hitting coach from 2008-09.

Billy spent parts of 6 seasons in the major leagues with the Florida Marlins (1996-97), Philadelphia Phillies (1997), Detroit Tigers (2000-01), and Oakland Athletics (2001-04).


He earned a B.A. from Clemson University and an MBA from the University of Phoenix.

He and his wife, Krista, live in Columbia, SC with their children, Kennedy (16) and Jackson (13).



Kevin Avilla, Minor League Physical Therapist

Kevin begins his 1st season with the Red Sox as Minor League Physical Therapist. He most recently served as a physical therapist and clinic director at Advance Rehabilitation and Physical Therapy in Georgia. Kevin completed both his bachelor's in athletic training and his doctorate in physical therapy at Northeastern University. Kevin also completed his master's in exercise science at the University of Massachusetts, and has worked in athletic training and physical therapy since 2000.



Edgar Barreto, Strength and Conditioning Coordinator

Edgar enters his 3rd season as Minor League Strength and Conditioning Coordinator. He previously spent 2 seasons with the GCL Red Sox as the team's strength and conditioning coach in a full-time capacity, having also interned with the GCL Red Sox (2013), Portland Sea Dogs (2012), and DSL Red Sox (2010) in the same capacity. Edgar graduated with a bachelor's degree in human performance from Florida Gulf Coast University.



Ralph Treuel, Pitching Coordinator

Ralph enters his 12th season as Boston's Minor League Pitching Coordinator after serving as the major league bullpen coach in 2006. The Ohio native has 44 years of professional baseball experience, previously coaching in the Red Sox system from 1996-2005, including a brief stint as major league pitching coach in September 2001 when Joe Kerrigan assumed managerial duties with the club. In 2004, Treuel managed the Gulf Coast League Red Sox to the league championship series.

Treuel pitched in the Detroit Tigers system for 9 seasons (1974-82) before joining the coaching ranks in 1983. He was Bristol's (Rookie-level) pitching coach from 1983-84, a roving pitching coach from 1985-90 and Triple-A Toledo's pitching coach from 1991-92.

Ralph spent 1993-94 as Detroit's minor league field coordinator and served as the Tigers' major league pitching coach under manager Sparky Anderson in 1995.

Treuel was the 1999 and 2003 recipient of the Red Sox Edward F. Kenney Player Development Award. He attended Lorain County Community College. He has a daughter, Erika (34), and a son, Derik (31). Ralph and his wife, Donna, reside in Wolfeboro, NH with their son, William Henry (19).

Minor League Coordinators, Continued



Walter Miranda, Latin American Pitching Coordinator/Rehab Coordinator

Walter begins his 20th season in the Red Sox organization, his 1st as Latin American Pitching Coordinator/Rehab Coordinator. He previously served as pitching coach for Greenville (2007, '15-17), Lowell (2005-06, '08, '13-14), and the Gulf Coast League Red Sox (2000-04, '09-12).

Miranda joined the Red Sox organization in 1999 after a 6-year playing career in the Florida Marlins system, over which he went 21-19 in 68 games (60 starts). He played baseball and basketball in his native Colombia and became the 2nd player to sign with the expansion Marlins on 1/15/92.

Walter and his wife, Nicole, live in Cape Coral, FL with their daughter, Miel.



Jose Zapata, Latin American Field Coordinator

Jose begins his 12th season as the Red Sox Latin American Field Coordinator. He doubled as manager of the Dominican Summer League Red Sox from 2007-16, leading the team to its 1st-ever championship in 2016. He was selected as manager of the American League DSL All-Star Team in 2009 and led the DSL Red Sox to a 44-25 mark that summer, breaking the club record for wins in a season for the 2nd straight year (43 wins in 2008). He skippered the Marlins' DSL club from 2003-06.

Zapata played professionally in the Expos minor league system from 1991-93. He served as the hitting coach for the Dominican Summer League Expos from 1994-2000 and for Short-A Vermont in 2001. He coached the Marlins' Short-A Jamestown affiliate and worked as an infield instructor in the DSL in 2002.

Player Development Consultants



Dick Berardino

Dick enters his 51st year in the Red Sox organization (1968-2018), his 15th as a player development consultant. After 8 seasons as a minor league outfielder (1958-65), Berardino began a managerial career that spanned 21 seasons, including 2 in the Yankees organization (1966-67) and 19 in the Red Sox system (1971-85, '87-88, '97-98). He joined Boston as a coach in 1989 and served the major league club as bullpen and third base coach (1989-91), roving outfield/baserunning instructor (1992-96), assistant field coordinator (1999-2001), and spring training coordinator (2002) before assuming his current role.

A 1955 graduate of Watertown (MA) High School and a 1959 graduate of Holy Cross, Dick received the Red Sox Edward M. Kenney Player Development Award in 1998. In 2008, he was given the Judge Emil Fuchs Memorial Award by the Boston Baseball Writers for long and meritorious service to baseball.



Tony Cloninger

Tony begins his 14th year as a player development consultant after serving as senior pitching advisor in 2004 and pitching coach in 2002-03. Tony was diagnosed with bladder cancer in March 2003 and took a medical leave of absence that June. Entering his 42nd year of professional baseball, he was a scout for the San Francisco Giants in 2001 after 15 years in the New York Yankees organization.

Tony enjoyed a 15-year pro pitching career that included 12 major league seasons with the Milwaukee and Atlanta Braves (1961-68), Cincinnati Reds (1968-71) and St. Louis Cardinals (1972). He posted a career 113-97 record and a 4.07 ERA over 352 games.



Dwight Evans

A 3-time All-Star, 8-time Gold Glove Award-winning right fielder, and Red Sox Hall of Famer, Dwight will serve as a Red Sox player development consultant for a 15th straight year. Dwight was Boston's major league hitting coach in 2002 after rejoining the organization as a player development consultant in 2001, specializing in minor league outfield and hitting instruction.

Evans played 19 years and 2,505 games in a Sox uniform, 2nd-most in club history. He was a member of 4 AL East Championship squads (1975, 1986, 1988, 1990) and 2 AL Championship teams (1975, 1986). From 1981-90, he hit 251 homers, most in the AL, and his 605 extra-base hits in the 1980s were the most in the majors. He retired in 1991 and served as a roving minor league instructor with the White Sox in 1993 and as the major league hitting coach with the Rockies in 1994.


Player Development Consultants, Continued



Keith Foulke

Former All-Star closer and 2004 World Series Champion Keith Foulke enters his 3rd season as a player development consultant in 2018. In 11 major league seasons, Foulke posted a 41-37 record and a 3.33 ERA in 619 games, amassing 191 saves for the Giants (1997), White Sox (1997-2002), A's (2003, 2008), and Red Sox (2004-2006).

After an American League-leading 43 saves in his All-Star 2003 season, Foulke signed with Boston in 2004 and saved 32 regular-season games and 3 postseason contests en route to the club's World Series Championship. He was on the mound to clinch the victory in Game 4 of the Fall Classic in St. Louis, fielding an Edgar Renteria grounder for the final out.



Tommy Harper

Tommy enters his 16th season as a player development consultant with the Red Sox after 3 years as the club's major league first base, outfield, and baserunning coach. A member of the 2010 Red Sox Hall of Fame class, Harper spent 3 seasons in a Red Sox uniform (1972-74) and held the club single-season record for stolen bases in a season (54 in 1973) until 2009. He enjoyed a 15-year big league career with 8 teams, hitting .257 with 146 homers, 567 RBI and 408 stolen bases. In 1970 with Milwaukee, Harper became only the 5th player (and 1st infielder) to eclipse both 30 homers and 30 steals in the same season (31 HR, 38 SB), joining Bobby Bonds (1969), Hank Aaron (1963), Willie Mays (1956-57), and Ken Williams (1922).

Following his playing career, Tommy worked in the Yankees system before returning to Boston in the public relations department in 1979 and as the major league first base coach and baserunning instructor from 1980-84. Before rejoining the Red Sox in 2000, he coached 10 years with the Expos, his final 7 as the hitting, baserunning, and outfield coach.




Carl Yastrzemski

Carl succeeded Ted Williams in left field as a rookie in 1961 and today still follows in his footsteps instructing young Red Sox hitters. A 3-time batting champion and 18-time All-Star, the Hall of Fame outfielder won the Triple Crown in 1967 when he led the AL in batting (.326), home runs (44) and RBI (121). He was the 1st AL player to collect 400 home runs and 3,000 hits in a career.

In 23 years with the Red Sox, Yaz earned 7 Gold Gloves and the 1967 AL MVP Award. He retired ranked 1st on the all-time list for career games (3,308), 3rd in at-bats (11,988) and walks (1,845), 6th in total bases (5,539) and doubles (646), 7th in hits (3,419), and 10th in RBI (1,844). In September 2013, the Red Sox erected a statue in his likeness outside Fenway Park, the 3rd statue created by the club.

Special Assignment Instructors




Jim Rice

Jim returns as a special organizational instructor in 2018, his 46th season with the Red Sox. He spent 6 years as Boston's big league hitting coach from 1995-2000 after 3 seasons as a roving minor league hitting instructor. He also appears as an analyst on NESN's broadcast team. Rice was elected to the National Baseball Hall of Fame in 2009 and was part of the Red Sox Hall of Fame's inaugural 1995 class.

The eight-time All-Star hit .298 with 382 homers, 2,452 hits, 373 doubles, and 79 triples in 2,089 games, all for the Red Sox from 1974-89. He is the only player ever to have three straight 35-homer, 200-hit years (1977-79). The club's No. 1 draft pick in 1971, Rice helped Boston to the 1975 AL pennant as a rookie. In 1978, he was the American League MVP, leading the majors with 213 hits, 46 homers, 139 RBI, 15 triples, 406 total bases, and a .600 slugging percentage. He helped Boston to the AL pennant and finished third in MVP voting in 1986.

Rice is the only AL player since 1937 with 400 total bases in a single season and the only player ever to lead either league outright in homers, triples and RBI. He led the AL in total bases 3 straight years (1977-79), tying for the AL record. Jim and his wife, Corine, are the parents of Chauncy Brandon and Carissa Jacinda.

Special Assignment Consultants, Continued



Luis Tiant

Luis is a special assignment instructor once again in 2018. He rejoined the Red Sox organization in 2002 as pitching coach for Short-A Lowell. A clutch performer in eight seasons in Boston from 1971-78, “El Tiante” compiled a 122-81 record and a 3.36 ERA for the club and was inducted into the Red Sox Hall of Fame in 1997. During Boston’s 1975 pennant run, he beat Oakland with a 3-hitter in the first game of the ALCS, shut out Cincinnati in the first game of the World Series, and defeated the Reds again in Game 4 with a 163-pitch complete game. His final Red Sox outing, a 2-hitter on October 1, 1978, set up a 1-game playoff vs. the Yankees.

The Cuban-born Tiant went 229-172 with a 3.30 ERA and 2,416 K’s in 19 major league seasons with the Indians (1964-69), Twins (1970), Red Sox, Yankees (1979-80), Pirates (1981), and Angels (1982). The 3-time All-Star had 4 seasons with 20+ wins, 3 years with 200+ strikeouts, and led the AL in ERA twice and in shutouts three times. He served as pitching coach in the Dodgers (1992-95) and White Sox (1997) systems and was Nicaragua’s pitching coach in the 1996 Olympics in Atlanta. He spent 1998-2001 as head coach for Division III Savannah (GA) College of Art and Design. Luis and his wife, Maria, have 3 children: Luis Jr., Isabel, and Daniel.

2017 June Draft

| Rd | Name | Pos. | School | Hometown |
|----|------------------|------|----------------------------------|-----------------------|
| 1 | Tanner Houck | RHP | University of Missouri | Collinsville, IL |
| 2 | Cole Brannen | OF | The Westfield School (GA) | Elko, GA |
| 3 | Brett Netzer | 2B | UNC Charlotte | Tega Clay, SC |
| 4 | Jake Thompson | RHP | Oregon State University | Florence, OR |
| 5 | Alex Scherff | RHP | Colleyville Heritage H.S. | Colleyville, TX |
| 6 | Zach Schellenger | RHP | Seton Hall University | Malvern, PA |
| 7 | Tyler Esplin | OF | IMG Academy | Lake Bluff, IL |
| 8 | Zach Sterry | 1B | Oakland University | Mansfield, OH |
| 9 | Tanner Nishioka | INF | Pomona-Pitzer College | Honolulu, HI |
| 10 | Jordan Wren | OF | Georgia Southern University | Peachtree City, GA |
| 11 | Andre Colon | SS | Washburn Bilingual School | Coamo, Puerto Rico |
| 12 | Beau Hanna | C | Winder-Barrow (GA) H.S. | Winder, GA |
| 13 | Garrett Benge | 3B | Oklahoma State University | Yukon, OK |
| 14 | Aaron Perry | RHP | Hurricane (WV) H.S. | Hurricane, WV |
| 15 | Marcus Ragan | OF | East Mississippi C.C. | Redwood, MS |
| 16 | Kutter Crawford | RHP | Florida Gulf Coast University | Okeechobee, FL |
| 17 | Frankie Rios | SS | University of S. California | Lakewood, CA |
| 18 | Dominic LoBrutto | LHP | Florida International University | Winter Springs, FL |
| 19 | Angel Gonzalez | OF | Colegio Hector Urdaneta | Aguirre, Puerto Rico |
| 20 | David Durden | OF | Emanuel County Institute | Twin City, GA |
| 21 | Lukas Young | RHP | University of Mobile | Mobile, AL |
| 22 | Hunter Hawthorth | RHP | California State Univ., Chico | Hollister, CA |
| 23 | Donny Diaz | RHP | San Jacinto College | North Kingsville, TX |
| 24 | Charlie Madden | C | Mercer College | Dunwoody, GA |
| 25 | Kory Behenna | LHP | Wingate University | Bahama, NC |
| 26 | Trenton Denholm | RHP | Oak Ridge (CA) High School | El Dorado Hills, CA |
| 27 | Xavier LeGrant | 2B | Spartanburg Methodist College | Charlotte, NC |
| 28 | Oraj Anu | OF | Home School | Orlando, FL |
| 29 | Tyler Dearden | OF | Rancocas Valley Regional H.S. | Lumberton, NJ |
| 30 | Andrew Carber | RHP | Chipola College | Blue Bell, PA |
| 31 | Michael Osinski | 3B | Longwood University | Vestal, NY |
| 32 | Taylor Ahearn | RHP | California State University | San Marcos Santee, CA |
| 33 | Tanner Raiburn | LHP | Grambling State University | Wichita, KS |
| 34 | Luis Torres | OF | Elvira M. Colon Negron H.S. | Ponce, Puerto Rico |
| 35 | Trey Ganns | 1B | Northern Kentucky University | Burlington, KY |
| 36 | Rio Gomez | LHP | University of Arizona | Phoenix, AZ |
| 37 | Carson Teel | LHP | Oklahoma State University | Stillwater, OK |
| 38 | Jose Garcia | C | Doral Academy (FL) | Miami, FL |
| 39 | Ridge Chapman | RHP | Spartanburg Methodist College | Taylors, SC |
| 40 | Cody Masters | OF | Coppell (TX) High School | Coppell, TX |

Players in **bold** signed with the Red Sox

2017 Minor League Leaders

2017 Final Organizational Results

| TEAM | LEAGUE | W | L | PCT. | MANAGER |
|---------------------|----------------|----|----|------|----------------|
| Pawtucket (AAA) | International | 67 | 75 | .472 | Kevin Boles |
| Portland (AA) | Eastern | 65 | 74 | .468 | Carlos Febles |
| Salem (High-A) | Carolina | 73 | 66 | .525 | Joe Oliver |
| Greenville (A) | South Atlantic | 79 | 60 | .568 | Darren Fenster |
| Lowell (Short-A) | New York-Penn | 33 | 42 | .440 | Iggy Suarez |
| Gulf Coast (Rookie) | Gulf Coast | 27 | 31 | .466 | Tom Kotchman |

Red Sox Minor League Batting Leaders

| BATTER | TEAM | AVG | G | AB | R | H | HR | RBI |
|--------------------|---------|------|-----|-----|----|-----|----|-----|
| Mars, Danny | POR | .304 | 119 | 477 | 62 | 145 | 6 | 47 |
| Barfield, Jeremy | POR/PAW | .293 | 95 | 355 | 65 | 104 | 28 | 76 |
| Cedrola, Lorenzo | GRE | .285 | 92 | 354 | 47 | 101 | 4 | 34 |
| Tobias, Josh | SAL/POR | .284 | 113 | 419 | 48 | 119 | 5 | 45 |
| De La Guerra, Chad | SAL/POR | .283 | 110 | 414 | 81 | 117 | 9 | 59 |
| Chavis, Michael | SAL/POR | .282 | 126 | 471 | 89 | 133 | 31 | 94 |
| Espinal, Santiago | GRE | .280 | 123 | 492 | 64 | 138 | 4 | 46 |
| Suarez, Kervin | GCL/LOW | .277 | 49 | 195 | 34 | 54 | 2 | 13 |
| Baldwin, Roldani | GRE | .274 | 95 | 368 | 45 | 101 | 14 | 66 |
| Ockimey, Josh | SAL/POR | .274 | 131 | 452 | 68 | 124 | 14 | 74 |

Home Runs

| | | |
|------------------|---------|----|
| Brentz, Bryce | PAW | 31 |
| Chavis, Michael | SAL/POR | 31 |
| Barfield, Jeremy | POR/PAW | 28 |
| Devers, Rafael | POR/PAW | 20 |
| Dominguez, Matt | PAW | 16 |

Stolen Bases

| | | |
|-------------------|---------|----|
| Hill, Tyler | GRE | 42 |
| Matheny, Tate | SAL | 27 |
| Hudson, Bryan | SAL | 22 |
| Madera, Chris | GRE/SAL | 21 |
| Espinal, Santiago | GRE | 20 |

RBI

| | | |
|------------------|---------|----|
| Chavis, Michael | SAL/POR | 94 |
| Brentz, Bryce | PAW | 85 |
| Scott, Ryan | GRE | 79 |
| Barfield, Jeremy | POR/PAW | 76 |

Team Batting

| TEAM | AVG | AB | R | H | HR | BB | SO | SB | CS |
|-------------|------|------|-----|------|-----|-----|------|-----|----|
| Portland | .264 | 4549 | 619 | 1202 | 126 | 413 | 1050 | 62 | 38 |
| Salem | .259 | 4574 | 651 | 1185 | 93 | 485 | 1195 | 128 | 58 |
| Pawtucket | .258 | 4758 | 590 | 1229 | 137 | 381 | 1094 | 58 | 34 |
| GCL Red Sox | .252 | 1848 | 271 | 465 | 16 | 245 | 483 | 53 | 13 |
| Greenville | .250 | 4710 | 601 | 1177 | 87 | 413 | 1182 | 147 | 56 |
| Lowell | .231 | 2358 | 267 | 545 | 20 | 229 | 653 | 47 | 30 |

Red Sox Minor League Pitching Leaders

| PITCHER | TEAM | W-L | ERA | IP | H | BB | SO |
|--------------------|---------|------|------|-------|-----|----|-----|
| Reyes, Denyi | LOW | 9-0 | 1.45 | 62.0 | 52 | 7 | 53 |
| Hart, Kyle | GRE/SAL | 6-5 | 2.15 | 117.0 | 95 | 40 | 109 |
| Gonzalez, Daniel | SAL/GRE | 12-3 | 2.78 | 116.2 | 89 | 30 | 113 |
| Jimenez, Dedgar | SAL/POR | 15-3 | 3.02 | 146.0 | 142 | 41 | 118 |
| Beeks, Jalen | POR/PAW | 11-8 | 3.29 | 145.0 | 121 | 55 | 155 |
| Boyd, Logan | GRE/SAL | 11-5 | 3.42 | 137.0 | 120 | 50 | 113 |
| Shawaryn, Mike | GRE/SAL | 8-7 | 3.81 | 134.2 | 115 | 48 | 169 |
| De Jesus, Enmanuel | GRE/LOW | 3-4 | 3.90 | 64.2 | 78 | 20 | 55 |
| Weems, Jordan | GRE/SAL | 6-2 | 4.10 | 52.2 | 46 | 25 | 46 |
| McAvoy, Kevin | POR | 6-9 | 4.11 | 122.2 | 118 | 48 | 101 |

Wins

| | | |
|--------------------|---------|----|
| Jimenez, Dedgar | SAL/POR | 15 |
| Gonzalez, Daniel | SAL/GRE | 12 |
| Beeks, Jalen | POR/PAW | 11 |
| Boyd, Logan | GRE/SAL | 11 |
| Requena, Hildemaro | GRE | 11 |

Strikeouts

| | | |
|-----------------|---------|-----|
| Shawaryn, Mike | GRE/SAL | 169 |
| Beeks, Jalen | POR/PAW | 155 |
| Kent, Matthew | GRE/SAL | 142 |
| Owens, Henry | PAW/POR | 121 |
| Jimenez, Dedgar | SAL/POR | 118 |

Saves

| | | |
|------------------|---------|----|
| Nogosek, Stephen | GRE/SAL | 19 |
| Poyner, Bobby | SAL/POR | 15 |
| Florentino, Juan | LOW/GRE | 8 |
| Maddox, Austin | POR/PAW | 8 |
| Smith, Hunter | GRE | 8 |

Team Pitching

| Team | W-L | ERA | H | CG | SHO | SV | HR | BB | SO |
|-------------|-------|------|------|----|-----|----|-----|-----|------|
| Greenville | 79-60 | 3.48 | 1113 | 2 | 11 | 40 | 90 | 403 | 1246 |
| Lowell | 32-42 | 3.57 | 600 | 0 | 4 | 15 | 33 | 230 | 587 |
| Pawtucket | 67-75 | 3.84 | 1109 | 6 | 18 | 30 | 140 | 454 | 1101 |
| Salem | 73-66 | 3.90 | 1215 | 1 | 10 | 37 | 95 | 507 | 1159 |
| GCL Red Sox | 27-31 | 4.24 | 500 | 0 | 4 | 15 | 13 | 209 | 433 |
| Portland | 65-74 | 4.62 | 1210 | 4 | 12 | 26 | 111 | 538 | 1039 |

2017 Minor League Award Winners

Red Sox Minor League Award Winners

| | |
|--|-------------------------------------|
| Pitcher of the Year..... | LHP Jalen Beeks, Portland/Pawtucket |
| Offensive Player of the Year..... | 3B Michael Chavis, Salem/Portland |
| Defensive Player of the Year..... | C Austin Rei, Salem |
| Base Runner of the Year..... | OF Tate Matheny, Salem |
| Latin Program Pitcher of the Year..... | RHP Luis Rivero, DSL Red Sox |
| Latin Program Player of the Year..... | 1B Keibert Petit, DSL Red Sox |
| Lou Gorman Award..... | LHP Brian Johnson, Pawtucket |

Red Sox Minor League Monthly Award Winners

| | APRIL | MAY | JUNE |
|-------------------------|-----------------------------|-------------------------------|----------------------------|
| Hitter | 1B Josh Ockimey, SAL/POR | 3B Michael Chavis, SAL/POR | OF Bryce Brentz, PAW |
| Starting Pitcher | LHP Jalen Beeks, POR/PAW | RHP Mike Shawaryn, GRE/SAL | RHP Bryan Mata, GRE |
| Relief Pitcher | RHP Jamie Callahan, PAW | LHP Bobby Poyner, SAL/POR | RHP Trevor Kelley, SAL/POR |
| Defensive Player | OF Tate Matheny, SAL | OF Chris Madera, GRE/SAL | 3B Rafael Devers, POR/PAW |
| Base Runner | OF Lorenzo Cedrola, GRE | SS Chad De La Guerra, SAL/POR | INF Tzu-Wei Lin, POR/PAW |
| Base Stealer | OF Tyler Hill, GRE | OF Tate Matheny, SAL | OF Tate Matheny, SAL |
| | JULY | AUGUST/SEPTEMBER | |
| Hitter | OF Jeremy Barfield, POR/PAW | SS Santiago Espinal, GRE | |
| Starting Pitcher | LHP Jalen Beeks, POR/PAW | LHP Dedgar Jimenez, SAL/POR | |
| Relief Pitcher | LHP Bobby Poyner, SAL/POR | RHP Joan Martinez, LOW/GRE | |
| Defensive Player | SS Jeremy Rivera, SAL | SS Jeremy Rivera, SAL | |
| Base Runner | 2B Brett Netzer, LOW/GRE | OF Tate Matheny, SAL | |
| Base Stealer | OF Tyler Hill, GRE | OF Cole Brannen, GCL/LOW | |

Minor League Mid-Season All-Stars

| PAWTUCKET | PORTLAND | SALEM | GREENVILLE | LOWELL |
|------------------------|-----------------------|----------------------|-------------------------|------------------------|
| (International League) | (Eastern League) | (Carolina League) | (South Atlantic League) | (New York-Penn League) |
| LHP Edgar Olmos | RHP Teddy Stankiewicz | LHP Dedgar Jimenez | LHP Logan Boyd | RHP Denyi Reyes |
| OF Bryce Brentz | LHP Williams Jerez | LHP Matthew Kent | RHP Stephen Nogosek | 3B Garrett Bengt |
| OF Rusney Castillo | 3B Rafael Devers | RHP Trevor Kelley | C Roldani Baldwin | OF Yoan Aybar |
| | OF Danny Mars | 1B Josh Ockimey | CF Lorenzo Cedrola | |
| | | 2B Chad De La Guerra | | |
| | | 3B Michael Chavis | | |

Minor League Year-End All-Stars

| PAWTUCKET | PORTLAND | SALEM | GREENVILLE |
|------------------------|--------------------|-------------------|-------------------------|
| (International League) | (Eastern League) | (Carolina League) | (South Atlantic League) |
| OF Bryce Brentz | OF Danny Mars | 1B Josh Ockimey | C Roldani Baldwin |
| OF Rusney Castillo | OF Jeremy Barfield | | |

Minor League Pitchers and Players Of The Week

| PAWTUCKET | PORTLAND | SALEM |
|--------------------------|----------------------------|----------------------------|
| (International League) | (Eastern League) | (Carolina League) |
| LHP Brian Johnson 5/1-7 | 3B Rafael Devers 5/1-7 | 1B Josh Ockimey 4/6-16 |
| OF Bryce Brentz 6/12-18 | OF Jeremy Barfield 7/24-30 | 3B Michael Chavis 4/17-23 |
| OF Bryce Brentz 6/26-7/2 | | 3B Michael Chavis 5/22-28 |
| | | 1B/3B Jordan Betts 6/19-25 |
| | | 1B/3B Jordan Betts 7/17-23 |
| GREENVILLE | LOWELL | |
| (South Atlantic League) | (New York-Penn League) | |
| 1B Tucker Tubbs 6/26-7/2 | OF Marino Campana 8/7-13 | |
| LHP Jay Groom 7/31-8/6 | | |

All-Star Futures Game

Red Sox prospect **3B Rafael Devers** was selected to play in the SiriusXM All-Star Futures Game on 7/9 at Marlins Park in Miami, FL. Devers (1-for-4) started at 3rd base and batted 4th in the lineup for the World team. For Devers, it was his 2nd time participating in the event, also appearing in the 2015 Futures Game at Great American Ball Park in Cincinnati, OH.



PAWTUCKET RED SOX

International League - Triple-A
McCoy Stadium, Ben Mondor Way, Pawtucket, RI 02860

| | |
|---|---------------------------------|
| President..... | Dr. Charles A. Steinberg |
| Vice President and General Manager..... | Dan Rea |
| Vice President of Public Relations..... | Bill Wanless |
| Manager..... | Kevin Boles |
| Pitching Coach..... | Kevin Walker |
| Hitting Coach..... | Rich Gedman |
| Coach..... | Bruce Crabbe |
| Athletic Trainer..... | Eric Velazquez |
| Strength and Conditioning Coach..... | Kirby Retzer |
| Stadium (First Season/Capacity)..... | McCoy Stadium (1942/10,031) |
| Media Relations Telephone/Fax..... | (401) 724-7305 / (401) 724-2140 |



Kevin Boles, Manager

OPENING DAY AGE: 43

BORN: January 16, 1975 in Chicago, IL

RESIDES: Northport, WA

MINOR LEAGUE MANAGERIAL RECORD: 1,076-1,079 (.499)

Kevin enters his 18th season as a minor league manager, his 5th with Pawtucket. He earned his 1,000th managerial win on 8/15/16, a 5-1 victory at Lehigh Valley. In 2015, he served as bench coach for the International League team in the Triple-A All-Star Game held in Omaha, NE, and during the offseason that same year he served as manager for the Perth Heat of the Australian Baseball League. Boles led the PawSox to the International League Championship in 2014, after spending the previous 3 seasons as manager of Double-A Portland (2011-13). He also served as bench coach for the Bravos de Margarita of the Venezuelan Winter League in the 2013 offseason and previously skippered the Sydney Blue Sox of the Australian Baseball League to a postseason berth in the 2011 offseason. Kevin represented the World Team as a coach for the ABL's All-Star Game in 2011 and served as manager for the North Shore Honu of the Hawaiian Winter League in 2008.

Kevin led Single-A Salem to a 73-65 record in 2010, 2nd place in the Carolina League's Southern Division, and spent 2008-09 at the helm of Greenville leading the Drive to a 1st-half division title in 2009. That year he was selected to manage the South Atlantic League's Southern Division All-Star Team.

Kevin spent 2006 and 2007 as manager of the Fort Myers Miracle, a Single-A affiliate of the Minnesota Twins. He also served as a manager in the Twins system with Single-A Beloit in 2005 and Single-A Quad City in 2004.

Prior to joining the Twins, he skipped Kansas City's Rookie-Level Arizona Royals in 2003 and served as a coach with the Gulf Coast League Royals in 2002. He managed Florida's Short-A Utica Blue Sox in 2001 after making his professional managerial debut with the GCL Marlins in 2000, a team he led to a division title.

Kevin was selected by the Cubs in the 42nd round of the 1998 June Draft out of the University of South Florida, where he received a bachelor's degree in communications. His father, John Boles, managed the Marlins in 1996 and from 1999-2001.

Boles' Career Managerial Record

| YEAR | CLUB | LEAGUE | W | L | PCT. | DIV. | PLAYOFFS |
|---------------------------------|------------|---------------------|--------------|--------------|-------------|-------------|--|
| 2000 | Marlins | Gulf Coast (R) | 40 | 20 | .667 | (1st) | lost to GCL Yankees in 1-game playoff |
| 2001 | Utica | New York-Penn (A) | 27 | 47 | .365 | (5th) | |
| 2003 | Royals | Arizona (R) | 32 | 22 | .593 | (3rd) | |
| 2004 | Quad City | Midwest (A) | 68 | 68 | .500 | (6th/4th) | |
| 2005 | Beloit | Midwest (A) | 69 | 71 | .493 | (6th/T-2nd) | lost to Wisconsin, 2-1 in quarter-finals |
| 2006 | Ft. Myers | Florida State (A) | 80 | 60 | .571 | (T-1st/1st) | lost to Dunedin, 2-1 in semi-final |
| 2007 | Ft. Myers | Florida State (A) | 70 | 70 | .500 | (5th/4th) | |
| 2008 | Greenville | South Atlantic (A) | 70 | 69 | .504 | (4th/7th) | |
| 2009 | Greenville | South Atlantic (A) | 73 | 65 | .529 | (1st/4th) | def. Asheville, 2-0 in semi-finals; lost to Lakewood, 3-1 in finals |
| 2010 | Salem | Carolina (A) | 73 | 65 | .529 | (2nd/4th) | |
| 2011 | Portland | Eastern (AA) | 59 | 83 | .415 | (6th) | |
| 2012 | Portland | Eastern (AA) | 68 | 73 | .482 | (5th) | |
| 2013 | Portland | Eastern (AA) | 68 | 73 | .482 | (4th) | |
| 2014 | Pawtucket | International (AAA) | 79 | 65 | .549 | (2nd) | def. Syracuse 3-0 in semi-finals; def. Durham 3-2 in finals |
| 2015 | Pawtucket | International (AAA) | 59 | 85 | .410 | (6th) | |
| 2016 | Pawtucket | International (AAA) | 74 | 68 | .521 | (3rd) | |
| 2017 | Pawtucket | International (AAA) | 67 | 75 | .472 | (4th) | |
| Career Totals (17 years) | | | 1,076 | 1,079 | .499 | | |

Pawtucket
Red Sox

Pawtucket Red Sox, Continued



Kevin Walker, Pitching Coach

OPENING DAY AGE: 41

BORN: September 20, 1976 in Irving, TX

RESIDES: Holtville, CA

Kevin enters his 1st season as pitching coach for Pawtucket after serving in that capacity for the Portland Sea Dogs (2015-17), Salem Red Sox (2011-14), Greenville Drive (2010), and Lowell Spinners (2009). In his professional coaching debut in 2009, Spinners hurlers led the New York-Penn League with 638 strikeouts and ranked 2nd with a franchise-best 2.96 ERA.

A left-handed pitcher, he compiled a 7-3 record and a 4.76 ERA in 122 career major league games for the San Diego Padres (2000-03), San Francisco Giants (2004), and Chicago White Sox (2005). A 6th-round selection by San Diego in the 1995 June Draft, Kevin saw his first big league action with the Padres in 2000, going 7-1 with a 4.19 ERA in a career-high 70 outings, 2nd-most among major league rookies that year. His 14-year pro pitching career also included stints in the Texas Rangers (2006) and Colorado Rockies (2007) systems and 2 seasons with Camden of the independent Atlantic League (2007-08).

He and his wife, Aimee, live in Holtville, CA with their daughter, Kamryn (13), and son, Brady (12).



Rich Gedman, Hitting Coach

OPENING DAY AGE: 58

BORN: September 26, 1959 in Worcester, MA

RESIDES: Framingham, MA

Rich enters his 4th season as hitting coach for Pawtucket after serving in the same capacity with the Portland Sea Dogs (2013-14), Salem Red Sox (2012), and Lowell Spinners (2011). He served as manager of the independent Can-Am League's Worcester Tornadoes for 6 seasons from 2005-10, and prior to that acted as bench coach for the Can-Am League's North Shore Spirit.

A former catcher, Rich signed with Boston as a non-drafted free agent in 1977 and played 13 major league seasons with the Red Sox (1980-90), Astros (1990), and Cardinals (1991-92). A career .252 hitter with 88 HR and 382 RBI, he earned a pair of All-Star selections in 1985 and 1986. He served as catcher during Boston's AL pennant run in 1986 and caught Roger Clemens' 20-strikeout game on 4/29 of that season.

Rich and his wife, Sherry, have three children; Michael, Marissa, and Matthew.



Bruce Crabbe, Coach

OPENING DAY AGE: 56

BORN: February 14, 1962 in Louisville, KY

RESIDES: Orlando, FL

Bruce enters his 14th year in the Red Sox organization (2005-18), his 5th as a coach with Pawtucket. He previously managed in Boston's farm system for the Lowell Spinners in 2006, 2010, and 2012-13, and for the Salem Red Sox in 2011. He also spent 4 seasons from 2006-09 as Boston's minor league infield coordinator. His tenure with the Red Sox began as hitting coach for the Wilmington Blue Rocks in 2005.

Bruce spent 7 years with the Texas Rangers from 1998-2004, the last 3 as a hitting and infield coach for Triple-A Oklahoma. From 1998-2001, he served dual roles as a Triple-A Coach and Single-A Pulaski's manager. In 1999, he led Pulaski to the best record in the Appalachian League and was named Manager of the Year. Crabbe spent 1995-97 as the manager, director of player development and scouting, and infield coach for the Colorado Silver Bullets, a professional women's baseball team.

Bruce played professionally in the Cubs, Blue Jays, and Braves systems from 1984-92 after attending the University of Florida, where he was an All-American selection in 1984. He holds a bachelor's degree in liberal arts.



Eric Velazquez, Athletic Trainer

Eric enters his 2nd season as trainer in Pawtucket after serving as athletic trainer for Portland in 2016 and with the New York Mets Single-A affiliate Savannah from 2014-15. He began his work with the Mets as the head athletic trainer at their Dominican Republic Academy in 2010 and also served as the Mets' Latin American Medical Coordinator (2011) and as an athletic trainer for the Short-A Brooklyn Cyclones (2012-13). Eric received his bachelor's degree in exercise biology from the University of California, Davis and his master's in athletic training from Stephen F. Austin University. He was team Columbia's trainer in the 2017 World Baseball Classic and has worked for the Arizona Fall League (2012) and the Venezuelan Winter League (2014-15). Eric was

a part of the Dominican Winter League National Championship and Caribbean Series during the 2011 season with Leones de Escogido.



Kirby Retzer, Strength and Conditioning Coach

Kirby begins his 3rd season as Pawtucket's strength and conditioning coach. He previously served in the same capacity for the Minnesota Twins Rookie-level Gulf Coast League affiliate from 2014-15. During his time in the Twins organization he was also the assistant rehab strength and conditioning coach. Prior to his time with the GCL Twins, Kirby completed internship programs with both current Red Sox strength and conditioning coach Mike Roose and former Red Sox strength and conditioning consultant Mike Boyle. From 2014-15, he was an assistant on the strength and conditioning staff at his alma matter, Florida Gulf Coast University, where he was responsible for their baseball and men's golf teams. In 2018 Kirby will graduate with his MS in Kinesiology.

2017 Pawtucket Red Sox Season in Review

Record: 67-75, 4th, 19.5 GB (North Division)

In his 4th year at the helm for the PawSox, manager **Kevin Boles** led Pawtucket to a 67-75 finish, 4th in the International League North Division, and saw 17 of his players contribute with the Red Sox at the major league level, excluding rehab assignments. Club hurlers ranked 3rd in the Red Sox system with a 3.84 ERA and hitters combined for a .258 AVG, leading the organization with 651 runs and 137 HR.

LHP Edgar Olmos and **OF Rusney Castillo** represented Pawtucket at the 2017 Triple-A All-Star Game at Cheney Stadium in Tacoma, WA.

Olmos earned the All-Star selection after posting a 1.64 ERA (11 ER/60.1 IP) in 19 appearances (5 starts) during the 1st half. He made 29 appearances (6 starts) during the campaign, went 9-3 with a 2.68 ERA (26 ER/87.1 IP), converted 4 of his 5 save opportunities, and limited opposing hitters to a .213 AVG (67-for-315). His ERA marked his 2nd-lowest in a season with at least 50.0 innings pitched (2.50 for Double-A Jacksonville). Olmos posted a 2.48 ERA (16 ER/58.0 IP) in his 23 relief appearances, tossing 2.0+ innings in 18 of those.

Castillo, who also earned International League Postseason All-Star honors, finished 2nd in the IL with a .314 AVG (109-for-347) and 4th in SLG (.507) while recording 22 2B, 15 HR, and 43 RBI. He hit from the top 3 spots in the order in each of his 87 games played and posted a .325 AVG (78-for-240) from the leadoff spot. Castillo hit .395 (34-for-86) vs. southpaws (.442/.663/1.085).

OF Bryce Brentz joined Castillo as an International League Postseason All-Star, becoming the 1st pair of PawSox outfielders to earn the selection since Jeff Bailey and Chris Carter in 2008. Brentz paced the IL with 31 HR and ranked among league leaders in RBI (4th, 85), SLG (2nd, .529), runs scored (T-3rd, 75), and total bases (2nd, 238). He also won the Triple-A All-Star Game Home Run Derby, Pawtucket's 2nd straight winner (also Chris Marrero).

Named the Red Sox Minor League Pitcher of the Year, **LHP Jalen Beeks** was promoted to Pawtucket from Double-A Portland on 6/3 and finished the year with a 3.86 ERA (41 ER/95.2 IP) for the PawSox. Beeks ranked 2nd on the team with 97 SO in 95.2 innings.

1B Sam Travis hit .270 (82-for-304) with 14 2B, 6 HR, and 24 RBI for Pawtucket, reaching base in 14 straight games before being called up to Boston on 9/1 for his 3rd and final stint of the season.

LHP Brian Johnson was 3-4 with a 3.09 ERA (31 ER/90.1 IP) in 17 games with Pawtucket. Named the Lou Gorman Award winner for 2017, Johnson made his Fenway Park debut on 5/27 and allowed 5 hits without a walk in 9.0 scoreless innings, becoming the 1st Red Sox pitcher since Pedro Martinez to record a 9-inning shutout in his Fenway Park debut.

Pawtucket Red Sox, Continued

2017 Batting and Pitching Statistics

| PLAYER | AVG | G | AB | R | H | 2B | 3B | HR | RBI | SH | SF | HP | BB | SO | SB | CS | E |
|---------------------|-------------|------------|-------------|------------|-------------|------------|-----------|------------|------------|-----------|-----------|-----------|------------|-------------|-----------|-----------|-----------|
| Barfield, Jeremy | .455 | 3 | 11 | 3 | 5 | 0 | 0 | 1 | 1 | 0 | 0 | 0 | 4 | 1 | 0 | 0 | 0 |
| Bogusevic, Brian | .278 | 76 | 291 | 43 | 81 | 15 | 2 | 12 | 40 | 0 | 2 | 3 | 21 | 57 | 4 | 4 | 0 |
| Bradley Jr., Jackie | .200 | 2 | 5 | 1 | 1 | 0 | 0 | 1 | 1 | 0 | 0 | 0 | 2 | 2 | 0 | 0 | 0 |
| Brentz, Bryce | .271 | 120 | 450 | 75 | 122 | 21 | 1 | 31 | 85 | 0 | 1 | 1 | 42 | 109 | 1 | 1 | 8 |
| Butler, Dan | .259 | 73 | 232 | 26 | 60 | 15 | 0 | 4 | 34 | 1 | 4 | 2 | 27 | 48 | 0 | 0 | 4 |
| Castillo, Rusney | .314 | 87 | 347 | 52 | 109 | 22 | 0 | 15 | 43 | 0 | 2 | 9 | 11 | 51 | 14 | 2 | 2 |
| Court, Ryan | .263 | 106 | 388 | 49 | 102 | 21 | 3 | 10 | 44 | 1 | 2 | 5 | 46 | 125 | 5 | 2 | 4 |
| Craig, Allen | .253 | 47 | 158 | 18 | 40 | 7 | 0 | 1 | 14 | 0 | 0 | 2 | 22 | 40 | 0 | 2 | 0 |
| Devers, Rafael | .400 | 9 | 35 | 6 | 14 | 1 | 0 | 2 | 4 | 0 | 0 | 0 | 3 | 8 | 0 | 0 | 4 |
| Dominguez, Matt | .264 | 116 | 424 | 47 | 112 | 20 | 0 | 16 | 67 | 0 | 6 | 2 | 19 | 68 | 3 | 2 | 5 |
| Holt, Brock | .214 | 20 | 70 | 9 | 15 | 1 | 0 | 3 | 9 | 0 | 0 | 1 | 6 | 14 | 0 | 0 | 1 |
| Lake, Junior | .246 | 19 | 61 | 6 | 15 | 2 | 1 | 0 | 1 | 0 | 0 | 0 | 4 | 19 | 2 | 0 | 0 |
| Lin, Tzu-Wei | .227 | 35 | 141 | 12 | 32 | 5 | 1 | 2 | 9 | 2 | 0 | 0 | 11 | 28 | 2 | 4 | 2 |
| Marrero, Deven | .240 | 50 | 183 | 17 | 44 | 13 | 0 | 3 | 14 | 2 | 2 | 1 | 6 | 52 | 1 | 4 | 4 |
| Meneses, Heiker | .291 | 68 | 237 | 34 | 69 | 10 | 2 | 1 | 16 | 1 | 0 | 3 | 6 | 70 | 9 | 2 | 1 |
| Miller, Mike | .261 | 85 | 280 | 37 | 73 | 11 | 1 | 3 | 28 | 6 | 3 | 7 | 30 | 52 | 4 | 5 | 5 |
| Peralta, Jhonny | .200 | 10 | 40 | 4 | 8 | 1 | 0 | 2 | 5 | 0 | 1 | 0 | 0 | 11 | 0 | 0 | 1 |
| Roberson, Tim | .217 | 19 | 69 | 3 | 15 | 3 | 0 | 0 | 6 | 0 | 0 | 0 | 2 | 20 | 0 | 0 | 0 |
| Romanski, Jake | .286 | 15 | 56 | 5 | 16 | 1 | 0 | 0 | 3 | 0 | 0 | 0 | 1 | 4 | 0 | 0 | 1 |
| Rosario, Jose | .333 | 1 | 3 | 0 | 1 | 0 | 0 | 0 | 0 | 0 | 0 | 0 | 0 | 0 | 0 | 0 | 0 |
| Rutledge, Josh | .120 | 9 | 25 | 2 | 3 | 1 | 0 | 1 | 1 | 0 | 0 | 0 | 4 | 10 | 0 | 0 | 0 |
| Sandoval, Pablo | .221 | 20 | 77 | 7 | 17 | 3 | 0 | 1 | 4 | 0 | 0 | 0 | 4 | 16 | 0 | 0 | 3 |
| Selsky, Steve | .215 | 79 | 297 | 30 | 64 | 10 | 0 | 11 | 39 | 0 | 2 | 5 | 18 | 97 | 1 | 1 | 2 |
| Suihart, Blake | .190 | 53 | 195 | 22 | 37 | 6 | 1 | 4 | 23 | 1 | 1 | 2 | 13 | 54 | 1 | 0 | 2 |
| Tavarez, Aneurly | .244 | 33 | 135 | 11 | 33 | 3 | 3 | 4 | 13 | 1 | 0 | 2 | 7 | 29 | 2 | 1 | 1 |
| Travis, Sam | .270 | 82 | 304 | 40 | 82 | 14 | 0 | 6 | 24 | 0 | 0 | 1 | 37 | 57 | 6 | 2 | 2 |
| Witte, Jantzen | .242 | 80 | 244 | 31 | 59 | 10 | 1 | 3 | 24 | 2 | 0 | 2 | 35 | 52 | 3 | 2 | 6 |
| Totals | .258 | 142 | 4758 | 590 | 1229 | 216 | 16 | 137 | 552 | 17 | 26 | 48 | 381 | 1094 | 58 | 34 | 64 |

| PITCHER | W-L | ERA | G | GS | CG | SHO | SV | IP | H | R | ER | HR | HB | BB | SO | WP | BK |
|--------------------|--------------|-------------|------------|------------|----------|-----------|-----------|---------------|-------------|------------|------------|------------|-----------|------------|-------------|-----------|----------|
| Beeks, Jalen | 6-7 | 3.86 | 17 | 17 | 0 | 0 | 0 | 95.2 | 86 | 45 | 41 | 10 | 2 | 33 | 97 | 4 | 0 |
| Boyer, Blaine | 0-2 | 2.93 | 11 | 0 | 0 | 0 | 2 | 15.1 | 13 | 5 | 5 | 0 | 0 | 7 | 12 | 0 | 0 |
| Buttrey, Ty | 1-1 | 7.64 | 10 | 0 | 0 | 0 | 0 | 17.2 | 21 | 16 | 15 | 2 | 0 | 10 | 18 | 4 | 0 |
| Callahan, Jamie | 1-1 | 4.03 | 22 | 0 | 0 | 0 | 4 | 29.0 | 28 | 14 | 13 | 2 | 0 | 13 | 36 | 1 | 0 |
| Cordier, Erik | 0-1 | 5.40 | 6 | 0 | 0 | 0 | 1 | 8.1 | 4 | 5 | 5 | 0 | 0 | 9 | 15 | 1 | 0 |
| Elias, Roenis | 1-4 | 6.62 | 7 | 7 | 0 | 0 | 0 | 34.0 | 43 | 25 | 25 | 9 | 4 | 9 | 25 | 1 | 2 |
| Haley, Justin | 1-2 | 2.66 | 7 | 7 | 1 | 0 | 0 | 44.0 | 35 | 13 | 13 | 7 | 1 | 7 | 35 | 0 | 1 |
| Haviland, Shawn | 6-8 | 4.33 | 23 | 17 | 2 | 1 | 0 | 126.2 | 119 | 63 | 61 | 22 | 5 | 41 | 99 | 5 | 0 |
| Jerez, Williams | 0-2 | 3.75 | 9 | 0 | 0 | 0 | 0 | 12.0 | 9 | 7 | 5 | 3 | 1 | 6 | 10 | 0 | 0 |
| Johnson, Brian | 3-4 | 3.09 | 17 | 17 | 0 | 0 | 0 | 90.1 | 82 | 32 | 31 | 10 | 1 | 28 | 70 | 0 | 0 |
| Kelly, Joe | 0-0 | 0.00 | 1 | 0 | 0 | 0 | 0 | 1.0 | 0 | 0 | 0 | 0 | 0 | 0 | 1 | 0 | 0 |
| Kendrick, Kyle | 5-7 | 5.67 | 18 | 18 | 2 | 1 | 0 | 101.2 | 114 | 67 | 64 | 24 | 5 | 16 | 67 | 1 | 0 |
| Maddox, Austin | 2-2 | 3.50 | 27 | 0 | 0 | 0 | 6 | 36.0 | 22 | 14 | 14 | 2 | 0 | 21 | 38 | 3 | 0 |
| Martin, Kyle | 0-4 | 4.36 | 33 | 0 | 0 | 0 | 1 | 53.2 | 56 | 26 | 26 | 7 | 4 | 26 | 50 | 6 | 0 |
| Miller, Mike | 0-1 | 12.71 | 4 | 0 | 0 | 0 | 0 | 5.2 | 14 | 8 | 8 | 3 | 0 | 2 | 1 | 0 | 0 |
| Olmos, Edgar | 9-3 | 2.68 | 29 | 6 | 0 | 0 | 4 | 87.1 | 67 | 31 | 26 | 6 | 7 | 33 | 77 | 2 | 0 |
| Owens, Henry | 4-5 | 3.91 | 14 | 14 | 0 | 0 | 0 | 69.0 | 57 | 32 | 30 | 6 | 6 | 60 | 72 | 6 | 0 |
| Price, David | 0-0 | 9.53 | 2 | 2 | 0 | 0 | 0 | 5.2 | 12 | 9 | 6 | 1 | 0 | 2 | 8 | 1 | 0 |
| Ramirez, Noe | 3-3 | 3.51 | 33 | 0 | 0 | 0 | 5 | 48.2 | 40 | 19 | 19 | 7 | 3 | 16 | 57 | 1 | 0 |
| Rodriguez, Eduardo | 0-1 | 4.35 | 2 | 2 | 0 | 0 | 0 | 10.1 | 10 | 5 | 5 | 0 | 1 | 5 | 12 | 2 | 0 |
| Ross Jr., Robbie | 1-0 | 1.50 | 6 | 0 | 0 | 0 | 0 | 6.0 | 1 | 1 | 1 | 0 | 0 | 3 | 7 | 0 | 0 |
| Scott, Robby | 0-0 | 0.00 | 7 | 0 | 0 | 0 | 0 | 7.1 | 3 | 0 | 0 | 0 | 0 | 5 | 5 | 1 | 0 |
| Shepherd, Chandler | 1-5 | 4.07 | 34 | 1 | 0 | 0 | 2 | 59.2 | 59 | 31 | 27 | 5 | 1 | 18 | 68 | 3 | 0 |
| Smith, Carson | 1-1 | 4.15 | 10 | 0 | 0 | 0 | 0 | 8.2 | 10 | 5 | 4 | 0 | 0 | 3 | 6 | 0 | 1 |
| Smith, Josh | 0-0 | 0.00 | 2 | 0 | 0 | 0 | 1 | 5.1 | 1 | 0 | 0 | 0 | 0 | 3 | 1 | 0 | 0 |
| Taylor, Ben | 0-0 | 2.70 | 12 | 0 | 0 | 0 | 2 | 13.1 | 7 | 4 | 4 | 2 | 0 | 5 | 12 | 0 | 0 |
| Velazquez, Hector | 8-4 | 2.21 | 19 | 19 | 0 | 0 | 0 | 102.0 | 78 | 27 | 25 | 7 | 2 | 24 | 79 | 0 | 0 |
| Walden, Marcus | 10-6 | 3.92 | 29 | 15 | 1 | 1 | 0 | 105.2 | 102 | 52 | 46 | 4 | 4 | 36 | 86 | 6 | 0 |
| Workman, Brandon | 4-1 | 1.55 | 18 | 0 | 0 | 0 | 2 | 29.0 | 16 | 6 | 5 | 1 | 0 | 13 | 35 | 2 | 0 |
| Totals | 67-75 | 3.84 | 142 | 142 | 6 | 18 | 30 | 1229.0 | 1109 | 562 | 524 | 140 | 47 | 454 | 1101 | 51 | 4 |



PORTLAND SEA DOGS

Eastern League - Double-A
Hadlock Field, 271 Park Avenue, Portland, ME 04102

| | |
|--|---------------------------------|
| President..... | Charlie Eshbach |
| Executive Vice President/General Manager..... | Geoff Iacussa |
| Assistant General Manager/Director of Media Relations..... | Chris Cameron |
| Manager..... | Darren Fenster |
| Pitching Coach..... | Paul Abbot |
| Hitting Coach..... | Lee May Jr. |
| Athletic Trainer..... | Scott Gallon |
| Strength and Conditioning Coach..... | Chris Messina |
| Stadium (First Season/Capacity)..... | Hadlock Field (1994/7,368) |
| Media Relations Telephone/Fax..... | (207) 874-9300 / (207) 780-0317 |



Darren Fenster, Manager

OPENING DAY AGE: 39

BORN: September 11, 1978 in Edison, NJ

RESIDES: Neptune, NJ

MINOR LEAGUE MANAGERIAL RECORD: 316-301 (.512)

Darren begins his 1st year as manager for Portland after 4 seasons at the helm for the Greenville Drive. In 2017, he led the Drive to their 1st South Atlantic League Championship in franchise history and was named the league's Manager of the Year after guiding the club to a record 79 regular season wins. He also served as a member of the coaching staff for the 2017 Arizona Fall League Champion Peoria Javelinas. Darren began his managerial career in 2013 with the Gulf Coast League Red Sox, guiding that team to a division title and an appearance in the GCL Championship Series. He served as hitting coach for Greenville in his affiliated coaching debut in 2012 and previously spent 6 seasons on the Rutgers University baseball staff as Director of Operations, assistant coach, and recruiting coordinator. He also served as an assistant for the Cape Cod Baseball League's Orleans Cardinals in 2008, helping guide the club to a league-best 25-17-2 regular-season record.

Selected by Kansas City in the 12th round of the 2000 June Draft, Darren was named a Carolina League All-Star in 2002 and 2004 as a member of the Wilmington Blue Rocks. He spent 5 seasons in the Royals minor league system, hitting .267 with 63 2B, 179 RBI, and 215 BB in 438 games.

A 2-time All-American shortstop at Rutgers University, he was elected into the Rutgers Olympic Sports Hall of Fame in 2008. Darren was also named to the Middletown High School South Athletic Hall of Fame in 2007.

Fenster's Career Managerial Record

| YEAR | CLUB | LEAGUE | W | L | PCT. | DIV. | PLAYOFFS |
|--------------------------------|------------|--------------------|------------|------------|-------------|-----------|--|
| 2013 | Red Sox | Gulf Coast (R) | 35 | 25 | .583 | (1st) | def. Yankees, 1-0 in semi-finals; lost to Nationals, 2-0 in finals |
| 2014 | Greenville | South Atlantic (A) | 60 | 79 | .432 | (4th/7th) | |
| 2015 | Greenville | South Atlantic (A) | 72 | 68 | .514 | (2nd/3rd) | |
| 2016 | Greenville | South Atlantic (A) | 70 | 69 | .504 | (2nd/3rd) | |
| 2017 | Greenville | South Atlantic (A) | 79 | 60 | .568 | (1st/2nd) | South Atlantic League champions |
| Career Totals (5 years) | | | 316 | 301 | .512 | | |



Paul Abbott, Pitching Coach

OPENING DAY AGE: 50

BORN: September 15, 1967 in Van Nuys, CA

RESIDES: Fullerton, CA

Paul enters his 1st season as Portland's pitching coach after serving in the same capacity for Salem (2015-17), Greenville (2013-14), and Lowell (2011-12). He previously spent 2 seasons with the independent Golden League's Orange County Flyers, serving as manager in 2010 and as pitching coach in 2009. He was also an assistant coach at Fullerton (CA) Junior College.

A right-handed pitcher, he played 20 seasons of professional ball from 1985-2005 and spent parts of 11 seasons in the major leagues with the Twins (1990-92), Indians (1993), Mariners (1998-2002), Royals (2003), Devil Rays (2004), and Phillies (2004). He was originally selected by Minnesota in the 3rd round of the 1985 June Draft and earned a career-high 17 victories during the Mariners' 116-win season in 2001.

Paul lives in Fullerton, CA and has 4 children: Lance (31), Trent (30), Chloe (20), and Reese (17).

Portland Sea Dogs, Continued



Lee May Jr., Hitting Coach

OPENING DAY AGE: 49

BORN: May 30, 1968 in Cincinnati, OH

RESIDES: Portland, ME

Lee begins his 3rd season in the Red Sox organization, his 2nd as Portland's hitting coach after serving in the same capacity for Greenville in 2016. He previously served as minor league hitting coordinator in the Mariners organization from 2011-15.

Lee played 8 minor league seasons from 1986-93. He also coached in the Mets (1999) and Indians (2004-11) organizations.



Scott Gallon, Athletic Trainer

Scott, 40, enters his 3rd season as an athletic trainer for the organization, and his 2nd season for Portland after spending 2016 in the same role with Lowell. He previously served as an athletic trainer at Boston College from 2012-15 and spent 7 years as an associate head athletic trainer at The College of the Holy Cross. Scott was a graduate assistant athletic trainer at the University of Massachusetts-Amherst.

A certified and licensed member of the National Athletic Trainers' Association, Scott has interned with the Cape Cod Baseball League (1999 & 2000), Springfield Falcons (1999-2000), Sarasota Red Sox (2001), and New England Patriots (2001).

An Ashburnham, MA native, he received his B.S. in Athletic Training from Springfield College in 2000 and his M.S. in Exercise Science from the University of Massachusetts-Amherst in 2006.

Scott currently resides in North Andover, MA with his wife, Nancy.



Chris Messina, Strength and Conditioning Coach

Chris begins his 3rd season as strength and conditioning coach for Portland. In the fall of 2016, he worked as the strength and conditioning coach for the Surprise Saguaros of the Arizona Fall League. He spent 2015 in the same role with Pittsburgh's Rookie-level Bristol Pirates, and in the summer of 2014 he interned at Texas Christian University. Chris studied exercise science at State University of New York at Fredonia and received his M.S. in applied health physiology at Salisbury University in Maryland.

2017 Portland Sea Dogs Season in Review

Record: 65-74, 4th, 26.5 GB (Eastern Division)

In his 2nd season managing Portland, **Carlos Febles** led the Sea Dogs to a 65-74 record in the Eastern League's Northern Division. Portland batters led all Red Sox minor league teams with a .264 AVG and were 2nd in hits (1,202), HR (126), runs (619), and walks (tied, 413).

3B Rafael Devers, **RHP Teddy Stankiewicz**, and **OF Danny Mars** each represented Portland at the 2017 Eastern League All-Star Classic at Northeast Delta Dental Stadium in Manchester, NH on 7/12.

Devers played 77 games with Portland before being promoted to Triple-A Pawtucket on 7/14 and eventually Boston on 7/24. He hit .300 (86-for-287) with 19 2B and 3 3B and ranked among Double-A leaders with 18 HR (T-5th) and 56 RBI (10th) at the time of his promotion.

Named to the EL Year-End All-Star team, Devers had 2 multi-HR contests with Portland and drove in a season-high 4 runs in 3 different contests with the club. Over 23 games in June, he hit .326 (30-for-92) with 9 2B, 2 3B, 8 HR, and 21 RBI.

Stankiewicz was 5-6 with a 5.03 ERA (78 ER/139.2 IP) in 25 appearances (23 starts) for Portland. He led the Sea Dogs in innings pitched (139.2) and strikeouts (107), making the 3rd-most starts among club hurlers (23). Prior to the All-Star Break, he went 3-3 with a 4.45 ERA (43 ER/87.0 IP) in 15 starts, tossing 6.0+ IP in 10 of those outings.

Mars ranked 5th in the Eastern League with a career-high .304 AVG (145-for-477). He led Portland in games played (119, a career high), hits (145), and stolen bases (12), and tied **RF Jeremy Barfield** for the team lead in runs scored (62). Mars also set career highs with 21 2B and 6 HR and hit .353 vs. LHP (42-for-119) with 10 runs, 5 2B, 1 HR, and 16 RBI.

Barfield earned Portland's Most Valuable Player of the Year Award, leading the team in homers (27), RBI (75), OBP (.359), and SLG (.584). An Eastern League Year-End All-Star, his 27 homers were the most for a Sea Dog since Portland became a Red Sox affiliate in 2003.

LHP Jalen Beeks ranked 5th among qualifying Red Sox minor league pitchers with a career-low 3.29 ERA (53 ER/145.0 IP) and 2nd with a career-high 155 SO in 26 starts between Portland (9 starts) and Triple-A Pawtucket (17 starts). Named Red Sox Minor League Pitcher of the year, the left-hander went 5-1 with a 2.19 ERA (12 ER/49.1 IP) for the Sea Dogs. He recorded a 25.0-inning scoreless streak from 4/22-5/18, the 2nd-longest in Portland franchise history.

Named the Red Sox Minor League Offensive Player of the Year, **3B Michael Chavis** ranked T-5th among all minor leaguers with 31 HR between High-A Salem (59 games) and Portland (67 games), also ranking 3rd with 68 extra-base hits and 11th with 94 RBI. The right-handed batter hit .250 (62-for-248) with 20 BB, 18 2B, 14 HR, and 39 RBI for Portland.

LHP Bobby Poyner was named the Sea Dogs Pitcher of the Year, posting a 0.27 ERA (1 ER/33.0 IP) in his first 23 games with the Sea Dogs. He struck out 52 batters over 38.1 innings, converting 9 of 10 save chances in 27 games.

Named Sea Dogs Citizen of the Year, **RHP Kevin McAvoy** volunteered for various community appearances at local schools and participated in multiple baseball clinics held at Hadlock Field. In 21 appearances with Portland, he went 6-8 with a 4.31 ERA.

Portland Sea Dogs, Continued

2017 Batting and Pitching Statistics

| PLAYER | AVG | G | AB | R | H | 2B | 3B | HR | RBI | SH | SF | HP | BB | SO | SB | CS | E |
|--------------------|-------------|------------|-------------|------------|-------------|------------|-----------|------------|------------|-----------|-----------|-----------|------------|-------------|-----------|-----------|------------|
| Barfield, Jeremy | .288 | 92 | 344 | 62 | 99 | 21 | 0 | 27 | 75 | 0 | 1 | 9 | 30 | 89 | 1 | 0 | 3 |
| Bethea, Danny | .239 | 22 | 67 | 9 | 16 | 3 | 0 | 2 | 11 | 1 | 0 | 0 | 7 | 17 | 0 | 0 | 1 |
| Chavis, Michael | .250 | 67 | 248 | 39 | 62 | 18 | 0 | 14 | 39 | 0 | 3 | 3 | 20 | 56 | 1 | 0 | 6 |
| De La Guerra, Chad | .270 | 52 | 196 | 34 | 53 | 15 | 0 | 4 | 23 | 1 | 0 | 2 | 23 | 48 | 2 | 1 | 9 |
| DePew, Jake | .218 | 32 | 101 | 11 | 22 | 0 | 0 | 2 | 11 | 1 | 0 | 2 | 8 | 20 | 1 | 0 | 1 |
| Devers, Rafael | .300 | 77 | 287 | 48 | 86 | 19 | 3 | 18 | 56 | 0 | 1 | 1 | 31 | 55 | 0 | 3 | 12 |
| Holt, Brock | .250 | 4 | 12 | 2 | 3 | 0 | 0 | 0 | 1 | 0 | 0 | 0 | 2 | 1 | 0 | 0 | 0 |
| Lin, Tzu-Wei | .302 | 48 | 159 | 31 | 48 | 9 | 3 | 5 | 19 | 2 | 2 | 1 | 20 | 27 | 8 | 2 | 5 |
| Longhi, Nick | .262 | 62 | 237 | 26 | 62 | 15 | 0 | 6 | 33 | 0 | 0 | 2 | 13 | 40 | 0 | 1 | 2 |
| Lopez, Deiner | .247 | 73 | 231 | 38 | 57 | 5 | 1 | 3 | 17 | 5 | 2 | 1 | 16 | 66 | 5 | 0 | 10 |
| Lovullo, Nick | .294 | 6 | 17 | 0 | 5 | 0 | 0 | 0 | 2 | 0 | 0 | 0 | 3 | 5 | 0 | 0 | 1 |
| Mars, Danny | .304 | 119 | 477 | 62 | 145 | 21 | 4 | 6 | 47 | 2 | 2 | 3 | 33 | 95 | 12 | 10 | 1 |
| Meneses, Heiker | .229 | 20 | 70 | 8 | 16 | 3 | 0 | 0 | 4 | 2 | 1 | 0 | 7 | 14 | 2 | 2 | 1 |
| Meyers, Mike | .083 | 3 | 12 | 1 | 1 | 1 | 0 | 0 | 0 | 0 | 0 | 0 | 0 | 4 | 0 | 0 | 0 |
| Monge, Joseph | .238 | 55 | 193 | 26 | 46 | 10 | 1 | 2 | 19 | 2 | 0 | 9 | 10 | 49 | 5 | 2 | 2 |
| Ockimey, Josh | .272 | 31 | 103 | 12 | 28 | 7 | 0 | 3 | 11 | 0 | 1 | 0 | 17 | 33 | 0 | 0 | 6 |
| Olt, Mike | .245 | 113 | 392 | 51 | 96 | 23 | 2 | 16 | 57 | 1 | 2 | 4 | 48 | 117 | 0 | 0 | 9 |
| Procyshen, Jordan | .200 | 68 | 215 | 25 | 43 | 9 | 0 | 4 | 21 | 4 | 0 | 2 | 27 | 67 | 0 | 3 | 7 |
| Romanski, Jake | .233 | 33 | 120 | 13 | 28 | 3 | 0 | 1 | 8 | 0 | 0 | 2 | 2 | 19 | 0 | 1 | 4 |
| Rosario, Jose | .140 | 16 | 50 | 3 | 7 | 1 | 0 | 0 | 3 | 2 | 0 | 1 | 2 | 13 | 0 | 1 | 4 |
| Rutledge, Josh | .000 | 1 | 3 | 0 | 0 | 0 | 0 | 0 | 0 | 0 | 0 | 0 | 1 | 1 | 0 | 0 | 0 |
| Sturgeon, Cole | .264 | 118 | 406 | 43 | 107 | 21 | 4 | 6 | 52 | 6 | 7 | 2 | 39 | 86 | 11 | 4 | 3 |
| Tavarez, Aneurys | .377 | 18 | 61 | 13 | 23 | 3 | 0 | 1 | 6 | 1 | 1 | 0 | 12 | 6 | 6 | 3 | 0 |
| Tobias, Josh | .268 | 92 | 332 | 32 | 89 | 19 | 0 | 3 | 34 | 3 | 4 | 9 | 19 | 72 | 4 | 3 | 10 |
| Tovar, Carlos | .000 | 1 | 5 | 0 | 0 | 0 | 0 | 0 | 0 | 0 | 0 | 0 | 0 | 1 | 0 | 0 | 1 |
| Urrutia, Henry | .284 | 63 | 211 | 30 | 60 | 13 | 0 | 3 | 29 | 0 | 0 | 2 | 23 | 49 | 4 | 2 | 4 |
| Totals | .264 | 139 | 4549 | 619 | 1202 | 239 | 18 | 126 | 578 | 33 | 27 | 53 | 413 | 1050 | 62 | 38 | 116 |

| PITCHER | W-L | ERA | G | GS | CG | SHO | SV | IP | H | R | ER | HR | HB | BB | SO | WP | BK |
|--------------------|--------------|-------------|------------|------------|----------|-----------|-----------|---------------|-------------|------------|------------|------------|-----------|------------|-------------|-----------|-----------|
| Ball, Trey | 7-12 | 5.27 | 25 | 24 | 2 | 0 | 0 | 124.2 | 161 | 93 | 73 | 17 | 6 | 57 | 103 | 4 | 0 |
| Barfield, Jeremy | 0-1 | 3.00 | 1 | 0 | 0 | 0 | 0 | 3.0 | 2 | 1 | 1 | 1 | 0 | 0 | 3 | 0 | 0 |
| Barnes, Matt | 0-0 | 0.00 | 1 | 1 | 0 | 0 | 0 | 1.0 | 1 | 0 | 0 | 0 | 0 | 1 | 1 | 0 | 0 |
| Beeks, Jalen | 5-1 | 2.19 | 9 | 9 | 1 | 1 | 0 | 49.1 | 35 | 12 | 12 | 3 | 3 | 22 | 58 | 2 | 0 |
| Bethea, Danny | 0-0 | 27.00 | 1 | 0 | 0 | 0 | 0 | 0.1 | 3 | 1 | 1 | 1 | 0 | 0 | 0 | 0 | 0 |
| Buttrey, Ty | 1-4 | 3.72 | 30 | 0 | 0 | 0 | 4 | 46.0 | 39 | 22 | 19 | 1 | 2 | 23 | 56 | 5 | 3 |
| Callahan, Jamie | 4-1 | 1.38 | 10 | 0 | 0 | 0 | 2 | 13.0 | 8 | 2 | 2 | 0 | 0 | 0 | 20 | 1 | 0 |
| Cosart, Jake | 5-2 | 3.10 | 38 | 0 | 0 | 0 | 2 | 49.1 | 28 | 23 | 17 | 5 | 5 | 41 | 52 | 6 | 0 |
| Dahlstrand, Jacob | 5-4 | 6.66 | 29 | 8 | 0 | 0 | 0 | 77.0 | 93 | 60 | 57 | 9 | 2 | 46 | 38 | 9 | 0 |
| Drehoff, Jake | 1-2 | 9.53 | 11 | 3 | 0 | 0 | 0 | 28.1 | 43 | 33 | 30 | 5 | 0 | 11 | 28 | 2 | 0 |
| Elias, Roenis | 0-1 | 3.38 | 1 | 1 | 0 | 0 | 0 | 2.2 | 2 | 1 | 1 | 1 | 0 | 1 | 1 | 0 | 2 |
| Grover, Taylor | 3-5 | 5.16 | 29 | 7 | 0 | 0 | 0 | 75.0 | 77 | 47 | 43 | 11 | 3 | 33 | 82 | 4 | 0 |
| Jerez, Williams | 2-0 | 3.16 | 29 | 0 | 0 | 0 | 4 | 51.1 | 50 | 21 | 18 | 3 | 1 | 17 | 47 | 2 | 1 |
| Jimenez, Dedgar | 5-0 | 2.91 | 8 | 8 | 0 | 0 | 0 | 46.1 | 45 | 16 | 15 | 4 | 2 | 18 | 25 | 1 | 0 |
| Kelley, Trevor | 1-1 | 3.62 | 16 | 0 | 0 | 0 | 0 | 27.1 | 28 | 12 | 11 | 1 | 2 | 7 | 17 | 2 | 0 |
| Lakins, Travis | 0-4 | 6.23 | 8 | 8 | 0 | 0 | 0 | 30.1 | 34 | 25 | 21 | 2 | 1 | 21 | 19 | 1 | 0 |
| Maddox, Austin | 0-1 | 1.35 | 10 | 0 | 0 | 0 | 2 | 13.1 | 9 | 2 | 2 | 0 | 1 | 5 | 8 | 1 | 1 |
| McAvoy, Kevin | 6-9 | 4.28 | 22 | 21 | 0 | 0 | 0 | 117.2 | 117 | 65 | 56 | 8 | 11 | 46 | 97 | 11 | 0 |
| Owens, Henry | 3-6 | 4.58 | 12 | 12 | 0 | 0 | 0 | 57.0 | 40 | 34 | 29 | 2 | 11 | 55 | 49 | 11 | 1 |
| Pimentel, Yankory | 1-0 | 6.00 | 4 | 0 | 0 | 0 | 1 | 6.0 | 5 | 4 | 4 | 2 | 0 | 3 | 6 | 3 | 1 |
| Poyner, Bobby | 0-1 | 0.94 | 27 | 0 | 0 | 0 | 9 | 38.1 | 19 | 7 | 4 | 2 | 1 | 11 | 52 | 0 | 1 |
| Rodriguez, Eduardo | 0-1 | 15.00 | 1 | 1 | 0 | 0 | 0 | 3.0 | 9 | 6 | 5 | 1 | 0 | 0 | 3 | 0 | 0 |
| Smith, Carson | 0-1 | 54.00 | 1 | 1 | 0 | 0 | 0 | 0.1 | 0 | 2 | 2 | 0 | 0 | 3 | 0 | 0 | 0 |
| Smith, Josh | 5-1 | 3.26 | 33 | 0 | 0 | 0 | 1 | 66.1 | 61 | 27 | 24 | 5 | 8 | 34 | 75 | 5 | 0 |
| Stankiewicz, Teddy | 5-6 | 5.03 | 25 | 23 | 1 | 0 | 0 | 139.2 | 169 | 83 | 78 | 13 | 9 | 36 | 107 | 11 | 0 |
| Villanueva, Elih | 5-5 | 7.85 | 14 | 12 | 0 | 0 | 0 | 57.1 | 85 | 53 | 50 | 12 | 4 | 15 | 48 | 0 | 1 |
| Ysla, Luis | 1-5 | 5.05 | 29 | 0 | 0 | 0 | 1 | 46.1 | 47 | 28 | 26 | 2 | 0 | 32 | 44 | 1 | 1 |
| Totals | 65-74 | 4.62 | 139 | 139 | 4 | 12 | 26 | 1170.1 | 1210 | 680 | 601 | 111 | 72 | 538 | 1039 | 82 | 12 |



SALEM RED SOX

Carolina League - High-A
Salem Memorial Ballpark, 1004 Texas Street, Salem, VA 24153

General Manager C. Ryan Shelton
 Vice President/Assistant General Manager Allen Lawrence
 Director, Broadcasting and Media Relations Ben Gellman
 Manager Joe Oliver
 Pitching Coach Lance Carter
 Hitting Coach Nelson Paulino
 Athletic Trainer Nick Kuchwara
 Stadium (First Season/Capacity) LewisGale Field at Salem Memorial Ballpark (1995/5,503)
 Media Relations Telephone/Fax (540) 389-3333 / (540) 389-9710



Joe Oliver, Manager

OPENING DAY AGE: 52

BORN: July 24, 1965 in Memphis, TN

RESIDES: Orlando, FL

MINOR LEAGUE MANAGERIAL RECORD: 234-195 (.545)

Joe enters his 3rd season at the helm for Salem in 2018. He previously served in the same capacity for Lowell from 2014-15, with the 2014 season marking his managerial debut.

A 12-year major league veteran, Joe was selected by the Cincinnati Reds in the 1983 June Draft. He made his major league debut in 1989, was a member of the 1990 World Series Champion Reds, and was named the Reds MVP in 1993. He also played with the Milwaukee Brewers (1995), Detroit Tigers (1998), Seattle Mariners (1998, 2000), Pittsburgh Pirates (1999), New York Yankees (2001), and the Boston Red Sox (2001).

After his retirement, Joe coached at the youth and high school level, most recently coaching varsity baseball at Boone High School in Orlando, FL (2013) after also spending time at Bishop Moore Catholic High School (2012) and Pine Castle Christian Academy (2002-11).

Joe and his wife of 32 years, Kim, have four children: Dejai (27), Karrah (25), Gavin (21), and Lauryl (20).

Oliver's Career Managerial Record

| YEAR | CLUB | LEAGUE | W | L | PCT. | DIV. | PLAYOFFS |
|--------------------------------|--------|-------------------|------------|------------|-------------|-----------|--|
| 2014 | Lowell | New York-Penn (A) | 37 | 38 | .493 | (3rd) | |
| 2015 | Lowell | New York-Penn (A) | 37 | 39 | .487 | (2nd) | |
| 2016 | Salem | Carolina (A) | 87 | 52 | .626 | (1st/2nd) | lost to Myrtle Beach, 2-1 in semi-finals |
| 2017 | Salem | Carolina (A) | 73 | 66 | .525 | (2nd/3rd) | |
| Career Totals (4 years) | | | 234 | 195 | .545 | | |



Lance Carter, Pitching Coach

OPENING DAY AGE: 43

BORN: December 18, 1974 in Bradenton, FL

RESIDES: Bradenton, FL


Lance enters his 4th season in the Red Sox organization, his 1st as pitching coach for the Salem Red Sox. He previously served in the same capacity for the Lowell Spinners from 2015-17.

A right-handed pitcher, Lance was selected as a 2003 All-Star while with the Tampa Bay Devil Rays. He played with Kansas City (1999), Tampa Bay (2002-05), and the Los Angeles Dodgers (2006) before spending the 2007 season with Nippon Professional Baseball's Orix Buffaloes in Japan.

He had previously served as a pitching coach in the Philadelphia Phillies minor league system from 2010-11 and as an assistant coach at the University of South Florida.

Lance and his wife, Maeve, reside in Bradenton, FL with their daughters, Langley and Aelish, and son, Ronan.

Salem Red Sox, Continued



Nelson Paulino, Hitting Coach

OPENING DAY AGE: 45

BORN: January 28, 1973 in Salcedo, DR

RESIDES: San Pedro de Macoris, DR

Nelson returns for his 4th season as hitting coach with Salem (also 2013 and '16-17) after serving in the same capacity for the Greenville Drive (2014-15) and Lowell Spinners (2012). It marks his 21st consecutive year with the Red Sox after joining the organization in 1998. He previously served as hitting coach for Boston's Dominican Summer League club from 2008-11 and from 2001-02. Nelson was the DSL club's bench coach in 2007 and manager from 2003-06.

The former switch-hitting infielder played 4 years in the Braves farm system from 1991-94, hitting .261 with 5 homers and 56 stolen bases in 306 career minor league games. Nelson and his wife, Neltkis Peguero, have 3 children: Angelina, Chrisberlin, and Nelson, Jr.



Nick Kuchwara, Athletic Trainer

Nick begins his 3rd season as athletic trainer for Salem after joining the staff in 2016. He worked in the same capacity for Lowell in 2015, as well as for Portland and Pawtucket. A Colorado resident, Nick received his B.S. in Athletic Training from Metropolitan State University of Denver in 2012 and went on to receive his M.S. in Exercise Science and Health Promotion with a concentration in Rehabilitation Sciences from California University of Pennsylvania in 2013.

2017 Salem Red Sox Season in Review

Record: 73-66, 2nd, 14.0 GB (Southern Division)/1st Half: 40-29, T-1st, 1.5 GA/2nd Half: 33-37, 3rd, 14.0 GB

In his 2nd season as Salem's manager, **Joe Oliver** guided the club to a tie atop the Carolina League Northern Division in the 1st half, prior to going 33-37 in the 2nd half and missing the postseason.

Salem paced the Carolina League with 275 doubles, 580 RBI, and a .335 OBP while batting .259 (1,185-for-4,574), trailing only Frederick (BAL) for the highest mark in the league (.266).

Salem hosted the 2017 Carolina League All-Star Classic at Haley Toyota Field at Salem Memorial Ballpark, with **3B Michael Chavis** taking home the All-Star Game's Most Valuable Player Award after going 1-for-3 with a go-ahead 2-run double in the 1st inning of the Northern Division's 2-0 win. **SS Chad De La Guerra, LHP Dedgar Jimenez, RHP Trevor Kelley, and 1B Josh Ockimey** also represented Salem.

Chavis played 59 games for Salem before his promotion to Double-A Portland, leading the club with 17 HR and batting .318 (71-for-223) with 17 2B, 2 3B, 55 RBI, and 50 runs scored. Named the Red Sox Minor League Offensive Player of the Year, he led all minor leaguers with 30 RBI in May and ranked T-4th in Class-A during the month with 12 2B, batting .368 (42-for-114) with a triple, 7 HR, and 24 runs scored.

De La Guerra hit .294 (64-for-218) with 16 2B, 3 3B, 5 HR, 36 RBI, and 47 runs scored in 58 games with the Red Sox before transferred to Portland on 6/22.

Jimenez made 18 appearances (17 starts) for Salem prior to his promotion to Portland on 7/23. He went 10-3 with a 3.07 ERA (34 ER/99.2 IP), 93 SO, and 23 BB for the Sox and tossed 7.0+ innings in each of his last 3 starts with the club from 7/3-14, going 2-0 with a 0.82 ERA (2 ER/22.0 IP) during that span.

Kelley posted a 1.34 ERA (5 ER/33.2 IP) in 22 relief appearances for Salem, going 1-0 and converting all 7 save opportunities. He limited opponents to a .198 AVG (23-for-116) with 32 SO and 8 BB and held opponents to a .125 AVG with runners in scoring position (4-for-32).

Ockimey batted .275 (96-for-349) with 11 HR and a team-leading 66 RBI, tied for the 7th-most in the league. The left-handed hitter ranked 2nd among CL qualifiers with a .388 OBP, tied with Che-Hsuan Lin's 2012 total for the 2nd-most by a Red Sox in a single season.

Named Red Sox Minor League Defensive Player of the Year, **C Austin Rei** played a career-high 88 games (87 starts) at catcher, throwing out 40 of 99 attempted base stealers (40.4%). He finished T-1st in the CL in games caught and was 1 of only 2 qualifying catchers in the league to throw out at least 40 percent of attempted base stealers.

RHP Michael Shawaryn made his Salem debut on 6/4 after being promoted from Single-A Greenville and went 5-5 with a 3.76 ERA (34 ER/81.1 IP), 91 SO, and 35 BB in 16 starts.

OF Tate Matheny led Salem in hits (114), triples (7), and stolen bases (27). Named Red Sox Minor League Base Runner of the Year, he hit .266 (114-for-429) in a team-high 114 games and finished 2nd among Red Sox farmhands and 6th in the CL with a career-high 27 stolen bases in 34 attempts (79.4%).

2017 Batting and Pitching Statistics

| PLAYER | AVG | G | AB | R | H | 2B | 3B | HR | RBI | SH | SF | HP | BB | SO | SB | CS | E |
|--------------------|-------------|------------|-------------|------------|-------------|------------|-----------|-----------|------------|-----------|-----------|-----------|------------|-------------|------------|-----------|------------|
| Acosta, Victor | .304 | 31 | 102 | 8 | 31 | 7 | 0 | 2 | 16 | 0 | 0 | 0 | 10 | 14 | 3 | 3 | 0 |
| Betts, Jordan | .262 | 98 | 340 | 54 | 89 | 24 | 0 | 13 | 51 | 1 | 7 | 1 | 40 | 104 | 5 | 1 | 14 |
| Chavis, Michael | .318 | 59 | 223 | 50 | 71 | 17 | 2 | 17 | 55 | 0 | 1 | 7 | 19 | 57 | 1 | 0 | 11 |
| De La Guerra, Chad | .294 | 58 | 218 | 47 | 64 | 16 | 3 | 5 | 36 | 3 | 2 | 2 | 25 | 40 | 5 | 2 | 12 |
| Gregor, Conrad | .302 | 30 | 106 | 13 | 32 | 8 | 0 | 4 | 19 | 0 | 0 | 1 | 21 | 20 | 4 | 1 | 2 |
| Hudson, Bryan | .233 | 80 | 249 | 37 | 58 | 5 | 0 | 0 | 15 | 1 | 2 | 0 | 38 | 72 | 22 | 6 | 1 |
| Kemp, Trenton | .316 | 33 | 117 | 22 | 37 | 10 | 3 | 2 | 15 | 0 | 2 | 0 | 11 | 34 | 4 | 1 | 3 |
| Lopez, Deiner | .257 | 19 | 74 | 11 | 19 | 2 | 1 | 2 | 10 | 1 | 0 | 0 | 2 | 9 | 7 | 3 | 3 |
| Lovullo, Nick | .234 | 74 | 231 | 26 | 54 | 7 | 3 | 1 | 19 | 4 | 1 | 2 | 24 | 39 | 4 | 3 | 6 |
| Madera, Chris | .233 | 59 | 219 | 19 | 51 | 5 | 2 | 0 | 14 | 6 | 0 | 1 | 22 | 35 | 9 | 6 | 1 |
| Matheny, Tate | .266 | 114 | 429 | 78 | 114 | 26 | 7 | 7 | 46 | 8 | 3 | 4 | 44 | 119 | 27 | 7 | 7 |
| McLean, Matt | .333 | 3 | 6 | 1 | 2 | 2 | 0 | 0 | 0 | 0 | 0 | 1 | 1 | 2 | 0 | 0 | 0 |
| Meyers, Mike | .255 | 86 | 314 | 37 | 80 | 13 | 2 | 2 | 29 | 4 | 0 | 3 | 17 | 99 | 8 | 4 | 7 |
| Miller, Derek | .091 | 8 | 22 | 5 | 2 | 1 | 0 | 0 | 1 | 0 | 0 | 1 | 6 | 8 | 1 | 0 | 1 |
| Nunez, Jhon | .286 | 55 | 182 | 23 | 52 | 9 | 1 | 3 | 32 | 4 | 3 | 4 | 9 | 34 | 4 | 5 | 7 |
| Ockimey, Josh | .275 | 100 | 349 | 56 | 96 | 20 | 2 | 11 | 63 | 0 | 7 | 3 | 66 | 110 | 1 | 4 | 11 |
| Pacchioli, Justin | .000 | 5 | 15 | 1 | 0 | 0 | 0 | 0 | 0 | 0 | 0 | 2 | 4 | 2 | 1 | 0 | 0 |
| Rei, Austin | .223 | 95 | 319 | 41 | 71 | 30 | 0 | 3 | 38 | 0 | 2 | 13 | 39 | 96 | 3 | 5 | 10 |
| Reveles, Steven | .188 | 5 | 16 | 4 | 3 | 1 | 0 | 0 | 0 | 1 | 0 | 0 | 2 | 5 | 1 | 0 | 0 |
| Reynoso, Eddy | .200 | 3 | 5 | 0 | 1 | 0 | 0 | 0 | 0 | 0 | 0 | 0 | 1 | 1 | 0 | 0 | 0 |
| Rivera, Jeremy | .246 | 84 | 325 | 28 | 80 | 22 | 0 | 2 | 24 | 13 | 2 | 3 | 15 | 66 | 3 | 4 | 7 |
| Sermo, Jose | .250 | 110 | 384 | 55 | 96 | 35 | 0 | 14 | 58 | 2 | 3 | 2 | 40 | 145 | 8 | 0 | 17 |
| Spoon, Tyler | .201 | 41 | 144 | 12 | 29 | 5 | 1 | 2 | 17 | 1 | 1 | 1 | 15 | 33 | 2 | 0 | 1 |
| Studdard, Granger | .222 | 10 | 36 | 2 | 8 | 0 | 0 | 0 | 3 | 0 | 0 | 3 | 2 | 9 | 0 | 0 | 1 |
| Tobias, Josh | .345 | 21 | 87 | 16 | 30 | 7 | 0 | 2 | 11 | 0 | 0 | 2 | 8 | 16 | 4 | 2 | 2 |
| Washington, Kyri | .250 | 18 | 60 | 5 | 15 | 3 | 0 | 1 | 8 | 1 | 0 | 1 | 4 | 24 | 1 | 1 | 1 |
| Totals | .259 | 139 | 4574 | 651 | 1185 | 275 | 27 | 93 | 580 | 50 | 36 | 57 | 485 | 1195 | 128 | 58 | 141 |


| PITCHER | W-L | ERA | G | GS | CG | SHO | SV | IP | H | R | ER | HR | HB | BB | SO | WP | BK |
|--------------------|--------------|-------------|------------|------------|----------|-----------|-----------|---------------|-------------|------------|------------|-----------|-----------|------------|-------------|------------|----------|
| Anderson, Shaun | 3-3 | 3.99 | 11 | 11 | 0 | 0 | 0 | 58.2 | 53 | 30 | 26 | 6 | 2 | 18 | 48 | 3 | 0 |
| Bautista, Gerson | 3-2 | 5.16 | 27 | 0 | 0 | 0 | 4 | 45.1 | 54 | 33 | 26 | 2 | 3 | 28 | 53 | 10 | 1 |
| Boyd, Logan | 3-1 | 2.56 | 12 | 7 | 0 | 0 | 1 | 56.1 | 49 | 16 | 16 | 2 | 0 | 24 | 46 | 2 | 0 |
| Brakeman, Marc | 0-3 | 5.95 | 21 | 0 | 0 | 0 | 1 | 39.1 | 40 | 32 | 26 | 5 | 7 | 22 | 46 | 13 | 0 |
| Cooney, Harrison | 0-2 | 4.15 | 8 | 0 | 0 | 0 | 0 | 13.0 | 15 | 7 | 6 | 1 | 3 | 13 | 10 | 4 | 1 |
| Elias, Roenis | 0-1 | 15.75 | 1 | 1 | 0 | 0 | 0 | 4.0 | 10 | 9 | 7 | 1 | 0 | 2 | 1 | 0 | 0 |
| Glorius, Austin | 4-5 | 4.85 | 33 | 0 | 0 | 0 | 0 | 55.2 | 52 | 32 | 30 | 7 | 4 | 48 | 64 | 9 | 0 |
| Goetze, Pat | 0-1 | 5.40 | 7 | 0 | 0 | 0 | 0 | 13.1 | 18 | 8 | 8 | 0 | 4 | 5 | 6 | 0 | 0 |
| Gonzalez, Daniel | 5-0 | 1.31 | 6 | 6 | 0 | 0 | 0 | 34.1 | 24 | 5 | 5 | 1 | 0 | 6 | 31 | 1 | 0 |
| Gorst, Matthew | 1-2 | 1.20 | 9 | 0 | 0 | 0 | 0 | 15.0 | 15 | 2 | 2 | 0 | 1 | 8 | 14 | 0 | 0 |
| Hart, Kyle | 2-3 | 2.49 | 9 | 9 | 0 | 0 | 0 | 50.2 | 45 | 15 | 14 | 5 | 1 | 23 | 52 | 1 | 0 |
| Jimenez, Dedgar | 10-3 | 3.07 | 18 | 17 | 1 | 0 | 0 | 99.2 | 97 | 41 | 34 | 2 | 6 | 23 | 93 | 5 | 0 |
| Kelley, Trevor | 1-0 | 1.34 | 22 | 0 | 0 | 0 | 7 | 33.2 | 23 | 5 | 5 | 1 | 0 | 8 | 32 | 2 | 0 |
| Kent, Matthew | 7-7 | 4.23 | 28 | 28 | 0 | 0 | 0 | 164.0 | 186 | 90 | 77 | 12 | 6 | 38 | 142 | 5 | 1 |
| Lakins, Travis | 5-0 | 2.61 | 7 | 7 | 0 | 0 | 0 | 38.0 | 32 | 12 | 11 | 2 | 0 | 13 | 43 | 3 | 0 |
| Lau, Adam | 4-7 | 2.98 | 37 | 0 | 0 | 0 | 7 | 63.1 | 56 | 23 | 21 | 4 | 4 | 31 | 68 | 2 | 0 |
| McGrath, Daniel | 4-9 | 4.98 | 34 | 11 | 0 | 0 | 4 | 85.0 | 100 | 60 | 47 | 5 | 3 | 51 | 87 | 5 | 0 |
| Nogosek, Stephen | 2-1 | 4.08 | 13 | 0 | 0 | 0 | 6 | 17.2 | 15 | 8 | 8 | 3 | 2 | 10 | 18 | 2 | 0 |
| O'Linger, Durin | 0-1 | 9.31 | 2 | 2 | 0 | 0 | 0 | 9.2 | 16 | 11 | 10 | 2 | 0 | 3 | 5 | 1 | 0 |
| Osnowitz, Mitchell | 0-0 | 7.33 | 13 | 0 | 0 | 0 | 0 | 23.1 | 28 | 23 | 19 | 2 | 1 | 19 | 25 | 8 | 1 |
| Pimentel, Yankory | 2-1 | 1.54 | 11 | 0 | 0 | 0 | 0 | 23.1 | 24 | 8 | 4 | 1 | 0 | 7 | 21 | 2 | 0 |
| Poyner, Bobby | 2-0 | 2.45 | 16 | 0 | 0 | 0 | 6 | 22.0 | 20 | 7 | 6 | 2 | 0 | 6 | 32 | 1 | 0 |
| Raudes, Roniel | 4-7 | 4.50 | 23 | 23 | 0 | 0 | 0 | 116.0 | 134 | 66 | 58 | 14 | 6 | 44 | 95 | 13 | 0 |
| Shawaryn, Mike | 5-5 | 3.76 | 16 | 16 | 0 | 0 | 0 | 81.1 | 71 | 38 | 34 | 10 | 5 | 35 | 91 | 6 | 0 |
| Weems, Jordan | 6-2 | 4.93 | 19 | 1 | 0 | 0 | 1 | 42.0 | 38 | 28 | 23 | 5 | 4 | 22 | 36 | 7 | 0 |
| Totals | 73-66 | 3.90 | 139 | 139 | 1 | 10 | 37 | 1204.2 | 1215 | 609 | 522 | 95 | 62 | 507 | 1159 | 105 | 4 |



GREENVILLE DRIVE

South Atlantic League - Single-A
Fluor Field at the West End, 945 South Main Street, Greenville, SC 29601

| | |
|---------------------------------------|--|
| Owner/President | Craig Brown |
| General Manager | Eric Jarinko |
| Media Relations Manager | Cameron White |
| Manager | Iggy Suarez |
| Pitching Coach | Bob Kipper |
| Hitting Coach | Wilton Veras |
| Athletic Trainer | Phil Millan |
| Stadium (First Season/Capacity) | Fluor Field at the West End (2006 / 5,700) |
| Media Relations Telephone/Fax | (864) 240-4504 / (864) 240-4501 |



Iggy Suarez, Manager

OPENING DAY AGE: 36

BORN: May 3, 1981 in Queens, NY

RESIDES: Houston, TX

MINOR LEAGUE MANAGERIAL RECORD: 80-71 (.530)

2018 marks Iggy's 1st season at the helm for Greenville after previously serving in the same capacity for Lowell (2016-17). He made his managerial debut in 2016 after serving as hitting coach for the Spinners in 2015.

A former infielder selected by Boston in the 2003 June Draft, Iggy spent 7 seasons playing in the Red Sox system from 2003-09 and 4 years in independent leagues from 2010-13.

Suarez's Career Managerial Record

| YEAR | CLUB | LEAGUE | W | L | PCT. | DIV. | PLAYOFFS |
|--------------------------------|--------|---------------|-----------|-----------|-------------|------|---|
| 2016 | Lowell | New York-Penn | 47 | 29 | .618 | 1st | lost to Hudson Valley, 2-0 in semi-finals |
| 2017 | Lowell | New York-Penn | 33 | 42 | .440 | 4th | |
| Career Totals (2 years) | | | 80 | 71 | .530 | | |



Bob Kipper, Pitching Coach

OPENING DAY AGE: 53

BORN: July 8, 1964 in Aurora, IL

RESIDES: Greer, SC

Bob returns to Greenville after also serving as the club's pitching coach from 2005-06 and from 2008-09. He spent the last 3 seasons in the same capacity for Pawtucket (2015-17) and served as Portland's pitching coach from 2010-14, as well as from 2003-04. In 2009, he joined the Drive's coaching staff on the South Atlantic League All-Star Game roster and was named to the league's year-end All-Star team after guiding his hurlers to a 3.80 ERA. He served as pitching coach in Lancaster in 2007 helping the

JetHawks to the California League's best record.

Previously, Kipper served as Boston's bullpen coach in 2002 and spent time at the major league level as Boston's interim bullpen coach in August and September of 2015. He was also a pitching coach in the Red Sox farm system with Augusta from 2000-01 and with Lowell in 1999. He spent 3 years from 1996-98 as the pitching coach for Winnipeg of the independent Northern League after beginning his coaching career with the Evansville Otters of the independent Frontier League in 1995.

The 8th overall pick in the 1982 June Draft by California, he was 27-37 with 11 saves and a 4.34 ERA in 271 games (45 starts) over 8 big league seasons for the Angels (1985), Pirates (1985-91), and Twins (1992).

Bob and his wife, Kristin, have 2 daughters, Kaylyn (24) and Kendal (20).



Wilton Veras, Hitting Coach

OPENING DAY AGE: 41

BORN: January 19, 1977 in San Pedro de Macoris, DR

RESIDES: Montecristi, DR

Wilton enters his 2nd season as Greenville's hitting coach after serving in the same capacity with Lowell (2016) and the Dominican Summer League Red Sox (2012-15). He made his coaching debut with the Sox in 2012.

A 3rd baseman, he signed with Boston as an international free agent in 1995 and played parts of 2 major league seasons for the Red Sox from 1999-2000. Following a 9-year career in affiliated baseball, including the 2003 season with the Milwaukee Brewers organization, he also played in independent leagues (2004, '06-07), as well as in Mexico (2004, '08) and Taiwan (2008-10).



Phil Millan, Athletic Trainer

Phil begins his 2nd season as the athletic trainer for Greenville after assisting with the Gulf Coast League Red Sox in 2016 upon the completion of his graduate studies at Texas Tech University. During his time at Texas Tech he worked as an athletic training intern for the Oakland Raiders (2015). A native of Kansas City, MO, he completed an internship with the Kansas City Chiefs in 2013 while he finished his undergraduate coursework at the University of Missouri. Phil currently resides in Kansas City, MO.

2017 Greenville Drive Season in Review

Record: 79-60, 1st, 3.0 GA (Southern Division)/1st Half: 41-28, 1st, 0.5 GA/2nd Half: 36-32, 4.5 GB

In his 4th year as Greenville's manager, **Darren Fenster** led the Drive to a team-record 79 wins and their 1st South Atlantic League Championship in franchise history (joined the SAL in 2005).

The Drive earned the 1st-half Southern Division title, beating the Charleston RiverDogs (NYY) in the Southern Division Championship series, and topping the Kannapolis Intimidators (CWS) in the SAL Championship Series. Greenville hurlers led the Red Sox organization with a 3.48 ERA, 40 saves, and 1,246 SO, while club hitters combined for a .250 AVG, pacing the system with 147 stolen bases.

2B Brett Netzer went 12-for-28 (.429) with 5 2B, 8 RBI, and 3 runs scored in 7 postseason games for the Drive. His .429 AVG was the highest postseason mark in the SAL in 2017. Netzer hit .260 (26-for-100) with 4 2B, 13 RBI, and 15 runs scored in 26 regular-season contests for Greenville.

Fenster was tabbed as manager of the 2017 Annual All-Star Team and was joined by fellow Drive selection **C Roldani Baldwin** in the annual honors. Baldwin, along with **LHP Logan Boyd** and **RHP Stephen Nogosek** (later traded to the New York Mets), represented Greenville players in the 2017 SAL All-Star Game on 6/20 in Columbia, SC.

Baldwin spent the entire season with Greenville, pacing the team with 35 2B and launching a team-high-tying 14 HR while also ranking 2nd on the club with 66 RBI and 3rd with a .274 AVG (min. 200 AB).

Boyd went 8-4 with a 4.02 ERA (36 ER/80.2 IP) in 15 appearances with Greenville before his promotion to High-A Salem on 7/4.

OF Ryan Scott also hit a team-high-tying 14 HR and led the Drive with 79 RBI, the 3rd-most in the South Atlantic League and 3rd-most among Red Sox minor leaguers. Over 115 games with Greenville, Scott hit .242 (101-for-417) with 20 2B, 3 3B, and 56 runs scored.

RHP Hildemaro Requena went 11-3 with a 1.98 ERA (21 ER/95.1 IP) and 3 saves in 32 appearances (8 starts) for Greenville. Requena started each of his final 8 outings, going 7-0 with a 0.59 ERA (3 ER/46.0 IP).

The club's regular-season attendance of 328,222 at Fluor Field led the Southern Division for the 9th straight year and ranked 3rd overall in the league. The Drive received the SAL's Club Merit Award for the 3rd time in franchise history (also 2008 and 2010), also taking home the Excellence in Marketing Award for the 4th consecutive season, and the 5th time overall. The Club Merit Award is given to the organization that is consistent in its commitment to operational excellence, including the experience of its fans. The award also recognizes the club that is most dedicated to the health and well-being of its community, and to the SAL, and it epitomizes all that is good and wholesome relative to minor league baseball.

Greenville Drive, Continued

2017 Batting and Pitching Statistics

| PLAYER | AVG | G | AB | R | H | 2B | 3B | HR | RBI | SH | SF | HP | BB | SO | SB | CS | E |
|--------------------|-------------|------------|-------------|------------|-------------|------------|-----------|-----------|------------|-----------|-----------|-----------|------------|-------------|------------|-----------|------------|
| Aybar, Yoan | .160 | 30 | 100 | 12 | 16 | 2 | 1 | 0 | 4 | 3 | 1 | 0 | 6 | 38 | 2 | 0 | 0 |
| Baldwin, Roldani | .274 | 95 | 368 | 45 | 101 | 35 | 1 | 14 | 66 | 1 | 4 | 2 | 19 | 73 | 1 | 0 | 6 |
| Castellanos, Pedro | .333 | 2 | 9 | 1 | 3 | 1 | 0 | 0 | 1 | 0 | 0 | 0 | 2 | 0 | 0 | 0 | 0 |
| Cedrola, Lorenzo | .285 | 92 | 354 | 47 | 101 | 18 | 3 | 4 | 34 | 3 | 2 | 9 | 11 | 48 | 19 | 7 | 3 |
| Chatham, C.J. | .333 | 1 | 3 | 0 | 1 | 0 | 0 | 0 | 2 | 0 | 0 | 0 | 0 | 0 | 0 | 1 | 0 |
| Dalbec, Bobby | .246 | 78 | 284 | 48 | 70 | 15 | 0 | 13 | 39 | 1 | 1 | 7 | 36 | 123 | 4 | 5 | 11 |
| Downs, Jerry | .274 | 34 | 117 | 16 | 32 | 9 | 1 | 3 | 17 | 0 | 1 | 7 | 11 | 33 | 1 | 0 | 1 |
| Espinal, Santiago | .280 | 123 | 492 | 64 | 138 | 18 | 4 | 4 | 46 | 5 | 5 | 3 | 39 | 67 | 20 | 6 | 17 |
| Gunsolus, Mitchell | .205 | 112 | 346 | 40 | 71 | 20 | 1 | 2 | 26 | 2 | 5 | 9 | 69 | 141 | 9 | 1 | 5 |
| Hill, Tyler | .272 | 119 | 459 | 65 | 125 | 19 | 4 | 9 | 57 | 2 | 2 | 13 | 37 | 74 | 42 | 8 | 4 |
| Lovullo, Nick | .329 | 27 | 76 | 19 | 25 | 6 | 0 | 1 | 11 | 4 | 1 | 2 | 14 | 12 | 1 | 0 | 2 |
| Lucena, Isaias | .251 | 53 | 187 | 14 | 47 | 7 | 0 | 5 | 21 | 2 | 1 | 0 | 16 | 53 | 3 | 2 | 3 |
| Madera, Chris | .276 | 48 | 185 | 34 | 51 | 6 | 0 | 5 | 22 | 1 | 1 | 2 | 21 | 39 | 12 | 2 | 1 |
| Netzer, Brett | .260 | 26 | 100 | 15 | 26 | 4 | 0 | 0 | 13 | 1 | 2 | 2 | 9 | 24 | 5 | 1 | 4 |
| Reveles, Steven | .199 | 43 | 146 | 11 | 29 | 2 | 0 | 0 | 8 | 3 | 0 | 0 | 7 | 35 | 2 | 1 | 8 |
| Reynoso, Eddy | .214 | 4 | 14 | 0 | 3 | 0 | 0 | 0 | 2 | 0 | 0 | 1 | 0 | 4 | 0 | 0 | 0 |
| Rusconi, Jagger | .198 | 45 | 167 | 13 | 33 | 3 | 1 | 2 | 11 | 0 | 0 | 1 | 5 | 52 | 4 | 3 | 3 |
| Sciortino, Nick | .152 | 11 | 33 | 2 | 5 | 1 | 0 | 1 | 6 | 0 | 0 | 0 | 4 | 12 | 0 | 0 | 0 |
| Scott, Ryan | .242 | 115 | 417 | 56 | 101 | 20 | 4 | 14 | 79 | 0 | 6 | 16 | 38 | 120 | 11 | 3 | 5 |
| Spoon, Tyler | .318 | 19 | 66 | 10 | 21 | 4 | 1 | 0 | 8 | 0 | 2 | 1 | 1 | 8 | 0 | 0 | 1 |
| Studdard, Granger | .230 | 44 | 139 | 19 | 32 | 5 | 0 | 2 | 10 | 1 | 0 | 5 | 16 | 62 | 2 | 1 | 1 |
| Tovar, Carlos | .215 | 79 | 279 | 30 | 60 | 10 | 4 | 2 | 12 | 5 | 0 | 3 | 14 | 69 | 3 | 11 | 12 |
| Tubbs, Tucker | .233 | 106 | 369 | 40 | 86 | 26 | 1 | 6 | 38 | 0 | 2 | 6 | 40 | 93 | 6 | 4 | 3 |
| Totals | .250 | 139 | 4710 | 601 | 1177 | 231 | 26 | 87 | 533 | 34 | 36 | 89 | 413 | 1182 | 147 | 56 | 103 |

| PITCHER | W-L | ERA | G | GS | CG | SHO | SV | IP | H | R | ER | HR | HB | BB | SO | WP | BK |
|----------------------|--------------|-------------|------------|------------|----------|-----------|-----------|---------------|-------------|------------|------------|-----------|-----------|------------|-------------|-----------|----------|
| Anderson, Shaun | 3-0 | 2.56 | 7 | 7 | 0 | 0 | 0 | 38.2 | 30 | 12 | 11 | 2 | 2 | 11 | 37 | 7 | 0 |
| Boyd, Logan | 8-4 | 4.02 | 15 | 15 | 0 | 0 | 0 | 80.2 | 71 | 40 | 36 | 9 | 8 | 26 | 67 | 8 | 0 |
| Cooney, Harrison | 1-2 | 6.59 | 8 | 0 | 0 | 0 | 0 | 13.2 | 15 | 14 | 10 | 2 | 2 | 10 | 19 | 6 | 0 |
| De Jesus, Emmanuel | 0-1 | 6.17 | 2 | 2 | 0 | 0 | 0 | 11.2 | 16 | 8 | 8 | 0 | 3 | 0 | 10 | 0 | 0 |
| Diaz, Jhonathan | 6-6 | 4.57 | 18 | 18 | 0 | 0 | 0 | 88.2 | 101 | 57 | 45 | 4 | 8 | 28 | 80 | 4 | 0 |
| Drehoff, Jake | 0-0 | 0.00 | 2 | 0 | 0 | 0 | 0 | 6.0 | 5 | 0 | 0 | 0 | 0 | 1 | 6 | 0 | 0 |
| Florentino, Juan | 0-0 | 2.12 | 10 | 0 | 0 | 0 | 3 | 17.0 | 18 | 5 | 4 | 0 | 0 | 4 | 18 | 0 | 0 |
| Goetze, Pat | 2-1 | 1.85 | 23 | 0 | 0 | 0 | 1 | 48.2 | 51 | 15 | 10 | 1 | 4 | 10 | 38 | 1 | 0 |
| Gonzalez, Daniel | 7-3 | 3.39 | 23 | 6 | 1 | 0 | 1 | 82.1 | 65 | 33 | 31 | 8 | 6 | 24 | 82 | 8 | 1 |
| Gorst, Matthew | 6-3 | 3.19 | 27 | 0 | 0 | 0 | 4 | 53.2 | 47 | 21 | 19 | 9 | 0 | 11 | 46 | 9 | 0 |
| Groome, Jay | 3-7 | 6.70 | 11 | 11 | 0 | 0 | 0 | 44.1 | 44 | 34 | 33 | 6 | 3 | 25 | 58 | 1 | 0 |
| Gunsolus, Mitchell | 0-1 | 27.00 | 1 | 0 | 0 | 0 | 0 | 1.0 | 4 | 3 | 3 | 0 | 0 | 0 | 0 | 0 | 0 |
| Hart, Kyle | 4-2 | 1.90 | 13 | 10 | 0 | 0 | 0 | 66.1 | 50 | 15 | 14 | 0 | 2 | 17 | 57 | 0 | 0 |
| Hernandez, Darwinzon | 4-5 | 4.01 | 23 | 23 | 0 | 0 | 0 | 103.1 | 85 | 57 | 46 | 8 | 13 | 49 | 116 | 10 | 1 |
| Martinez, Algenis | 4-1 | 2.48 | 26 | 0 | 0 | 0 | 3 | 61.2 | 56 | 21 | 17 | 7 | 2 | 18 | 70 | 5 | 3 |
| Martinez, Joan | 1-0 | 0.60 | 8 | 0 | 0 | 0 | 1 | 15.0 | 7 | 1 | 1 | 0 | 1 | 5 | 18 | 1 | 1 |
| Mata, Bryan | 5-6 | 3.74 | 17 | 17 | 1 | 1 | 0 | 77.0 | 75 | 34 | 32 | 3 | 7 | 26 | 74 | 7 | 1 |
| Nail, Brendan | 1-0 | 0.00 | 1 | 0 | 0 | 0 | 0 | 1.0 | 0 | 0 | 0 | 0 | 0 | 0 | 0 | 0 | 0 |
| Nogosek, Stephen | 2-3 | 2.55 | 23 | 0 | 0 | 0 | 13 | 35.1 | 24 | 10 | 10 | 4 | 3 | 11 | 45 | 1 | 0 |
| Oliver, Jared | 0-0 | 5.89 | 9 | 0 | 0 | 0 | 0 | 18.1 | 11 | 12 | 12 | 1 | 2 | 16 | 23 | 4 | 0 |
| Requena, Hildemaro | 11-3 | 1.98 | 32 | 8 | 0 | 0 | 3 | 95.1 | 72 | 24 | 21 | 2 | 4 | 31 | 84 | 6 | 0 |
| Sexton, Robby | 4-6 | 3.86 | 27 | 12 | 0 | 0 | 1 | 107.1 | 103 | 50 | 46 | 7 | 3 | 31 | 102 | 6 | 1 |
| Shawarzyn, Mike | 3-2 | 3.88 | 10 | 10 | 0 | 0 | 0 | 53.1 | 44 | 25 | 23 | 5 | 4 | 13 | 78 | 1 | 0 |
| Smith, Dakota | 0-1 | 6.41 | 12 | 0 | 0 | 0 | 1 | 19.2 | 22 | 14 | 14 | 1 | 4 | 12 | 22 | 1 | 0 |
| Smith, Hunter | 3-3 | 3.45 | 36 | 0 | 0 | 0 | 8 | 73.0 | 70 | 32 | 28 | 8 | 1 | 18 | 68 | 6 | 1 |
| Tubbs, Tucker | 1-0 | 0.75 | 5 | 0 | 0 | 0 | 0 | 12.0 | 8 | 1 | 1 | 1 | 1 | 2 | 9 | 1 | 0 |
| Weems, Jordan | 0-0 | 0.93 | 4 | 0 | 0 | 0 | 0 | 9.2 | 6 | 1 | 1 | 0 | 0 | 3 | 10 | 2 | 0 |
| Young, Lukas | 0-0 | 5.23 | 5 | 0 | 0 | 0 | 1 | 10.1 | 13 | 7 | 6 | 2 | 2 | 1 | 9 | 1 | 0 |
| Totals | 79-60 | 3.48 | 139 | 139 | 2 | 11 | 40 | 1245.0 | 1113 | 546 | 482 | 90 | 85 | 403 | 1246 | 96 | 9 |



LOWELL SPINNERS

New York-Penn League - Short-A
LeLacheur Park, 450 Aiken Street, Lowell, MA 01854

| | |
|---------------------------------------|------------------------------------|
| President/General Manager | Shawn Smith |
| Manager | Corey Wimberly |
| Pitching Coach | Nick Green |
| Hitting Coach | Nate Spears |
| Athletic Trainer | Joel Harris |
| Stadium (First Season/Capacity) | Edward LeLacheur Park (1998/5,030) |
| Media Relations Telephone/Fax | (978) 805-5117 / (978) 459-1674 |

Corey Wimberly, Manager



OPENING DAY AGE: 34

BORN: October 26, 1983 in Jacksonville, FL

RESIDES: Duluth, GA

MINOR LEAGUE MANAGERIAL RECORD: 1st season

Corey makes his managerial debut for Lowell in 2018 after joining the Greenville coaching staff last spring. He played professionally from 2005-16, reaching the Triple-A level from 2010-13 with the Oakland Athletics, Pittsburgh Pirates, and New York Mets affiliates.

Nick Green, Pitching Coach



OPENING DAY AGE: 33

BORN: August 20, 1984 in East Point, GA

RESIDES: Tifton, GA

Nick enters his 1st season as pitching coach for Lowell and his 4th season with the organization after joining the Red Sox in 2015. The right-handed pitcher played 11 seasons of professional baseball with Angels (2004-08) and Brewers (2009-10) affiliates, as well as stints in the Venezuelan Winter League, the independent league, and a season playing for the EDA Rhinos in Taiwan. A 35th-round draft pick in 2004, he advanced as high as Triple-A, with 2 seasons on the 40-man roster. Nick and his wife,

Hilary, reside in Tifton, GA with their twin boys, Taj and Eli, and daughter, Ivy.

Nate Spears, Hitting Coach



OPENING DAY AGE: 32

BORN: May 3, 1985 in Fort Myers, FL

RESIDES: Noblesville, IN

Nate begins his 2nd season as a hitting coach for Lowell after spending 2016 as a coaching assistant with Greenville.

He played 12 seasons of professional baseball as an infielder from 2003-14, including 2010-12 in the Red Sox organization. He also played for the Baltimore Orioles, Chicago Cubs, Cleveland Indians, and Philadelphia Phillies organizations, but his lone major league appearances came with the Red Sox from 2011-12. After a 2011 conversation with then Red Sox Manager Terry Francona about becoming a utility player, Nate finished his career playing at all infield positions.

Lowell Spinners, Continued



Joel Harris, Athletic Trainer

Joel enters his 2nd season as Lowell's head athletic trainer after serving as an assistant with the Spinners in 2016. Prior to joining the Red Sox, he spent 2 years as a graduate assistant athletic trainer at the University of Kentucky. Additionally, he has worked with both the Cape Cod Baseball League (2012) and Villanova University (2013-14).

A South Strafford, VT native, he received his B.S. in Athletic Training from Endicott College in Beverly, MA in 2013 and his M.S. with a specialty in Athletic Training from the University of Kentucky in 2016.

Joel currently resides in Philadelphia, PA.

2017 Lowell Spinners Season in Review

Record: 33-42, 4th, 9.0 GB (Stedler Division)

Led by **Iggy Suarez** in his 2nd year at the helm for Lowell, the Spinners finished last in the Stedler Division despite posting a 3.52 team ERA (252 ER/644.0 IP), the 2nd-lowest among Red Sox minor league teams. The club batted just .231 (551-for-2,388), the 2nd-lowest mark in the New York-Penn League in 2017, and the club's lowest since hitting .231 in 2012.

LHP Denyi Reyes, **OF Yoan Aybar** and **3B Garrett Benge** all represented the Spinners as part of the NYPL All-Star Game on 8/15 in Troy, NY.

Reyes went 9-0 and led Red Sox minor leaguers with a 1.45 ERA (10 ER/62.0 IP), recording a team-high 53 SO over 15 relief appearances. He earned NYPL Player of the Month honors for August after going 6-0 with a 0.53 ERA (2 ER/33.2 IP), a .180 opponent AVG (22-for-122), a 0.68 WHIP, 22 SO and 1 BB over 6 relief appearances.

Reyes became the 3rd Spinner in franchise history to be named NYPL Player of the Month, joining **OF Tyler Hill** and **3B Bobby Dalbec**, who both earned the honor in 2016.

Reyes set a franchise record with 26.2 consecutive scoreless innings from 7/21-8/20.

RHP Tanner Houck, the Red Sox' 1st-round selection out of the University of Missouri in the 2017 June Draft, was 0-3 with a 3.63 ERA (9 ER/22.1 IP), 25 SO, and 8 BB over 10 starts during his 1st professional season.

LHP Enmanuel De Jesus went 3-3 with a 3.40 ERA (20 ER/53.0 IP), 45 SO, and 20 BB over 12 starts for Lowell before being promoted to Single-A Greenville on 8/25. The southpaw allowed 3 or fewer ER in each of his 12 starts with the Spinners, including 2 or fewer ER in 9 of them.

RHP Dakota Smith logged a team-high 65.0 IP in 14 appearances (6 starts), going 4-4 with a 3.74 ERA (27 ER) for the Spinners.

Lowell Spinners, Continued

2017 Batting and Pitching Statistics

| PLAYER | AVG | G | AB | R | H | 2B | 3B | HR | RBI | SH | SF | HP | BB | SO | SB | CS | E |
|---------------------|-------------|-----------|-------------|------------|------------|-----------|-----------|-----------|------------|-----------|-----------|-----------|------------|------------|-----------|-----------|-----------|
| Acosta, Victor | .333 | 9 | 27 | 6 | 9 | 1 | 0 | 0 | 3 | 0 | 2 | 0 | 3 | 4 | 1 | 0 | 1 |
| Aybar, Yoan | .267 | 50 | 187 | 25 | 50 | 7 | 5 | 2 | 28 | 3 | 3 | 3 | 6 | 67 | 5 | 2 | 7 |
| Barriento, Juan | .236 | 57 | 212 | 29 | 50 | 6 | 1 | 3 | 15 | 0 | 0 | 5 | 16 | 58 | 1 | 2 | 2 |
| Benge, Garrett | .230 | 52 | 191 | 21 | 44 | 9 | 2 | 0 | 21 | 0 | 1 | 4 | 25 | 51 | 0 | 2 | 12 |
| Brannen, Cole | .111 | 3 | 9 | 0 | 1 | 0 | 1 | 0 | 1 | 0 | 0 | 0 | 4 | 4 | 1 | 1 | 0 |
| Campana, Marino | .235 | 45 | 166 | 17 | 39 | 9 | 1 | 4 | 28 | 0 | 0 | 3 | 8 | 50 | 1 | 0 | 1 |
| Diaz, Imeldo | .208 | 7 | 24 | 4 | 5 | 3 | 0 | 0 | 4 | 0 | 0 | 0 | 2 | 4 | 0 | 1 | 4 |
| Espinal, Stanley | .185 | 7 | 27 | 1 | 5 | 2 | 0 | 0 | 3 | 0 | 0 | 0 | 2 | 6 | 0 | 0 | 4 |
| Hamilton, Nicholas | .185 | 47 | 162 | 18 | 30 | 5 | 2 | 2 | 12 | 5 | 1 | 6 | 16 | 62 | 8 | 4 | 5 |
| Lameda, Raiwinson | .240 | 51 | 192 | 15 | 46 | 7 | 3 | 2 | 24 | 1 | 4 | 1 | 8 | 37 | 4 | 2 | 9 |
| Lozada, Everlouis | .583 | 3 | 12 | 0 | 7 | 0 | 0 | 0 | 1 | 0 | 0 | 0 | 0 | 1 | 0 | 1 | 1 |
| Madden, Charlie | .176 | 19 | 51 | 4 | 9 | 3 | 0 | 1 | 5 | 1 | 0 | 1 | 9 | 18 | 0 | 0 | 2 |
| Martinez, Alexander | .192 | 26 | 73 | 8 | 14 | 5 | 1 | 0 | 4 | 0 | 1 | 3 | 11 | 21 | 2 | 1 | 0 |
| McLean, Matt | .222 | 3 | 9 | 1 | 2 | 0 | 0 | 0 | 1 | 0 | 0 | 1 | 2 | 3 | 1 | 0 | 0 |
| Miranda, Samuel | .200 | 38 | 125 | 10 | 25 | 4 | 1 | 0 | 7 | 2 | 1 | 2 | 8 | 36 | 0 | 0 | 1 |
| Monge, Joseph | .318 | 6 | 22 | 3 | 7 | 0 | 1 | 1 | 2 | 0 | 0 | 1 | 4 | 7 | 1 | 1 | 1 |
| Netzer, Brett | .317 | 22 | 82 | 11 | 26 | 6 | 0 | 0 | 14 | 1 | 2 | 0 | 9 | 20 | 0 | 3 | 2 |
| Nishioka, Tanner | .268 | 22 | 71 | 6 | 19 | 2 | 1 | 0 | 4 | 0 | 1 | 5 | 5 | 20 | 6 | 0 | 6 |
| Osinski, Michael | .261 | 41 | 153 | 19 | 40 | 8 | 1 | 2 | 14 | 0 | 2 | 2 | 12 | 43 | 3 | 0 | 11 |
| Reveles, Steven | .148 | 20 | 54 | 3 | 8 | 1 | 0 | 0 | 4 | 2 | 0 | 0 | 5 | 16 | 0 | 1 | 0 |
| Rios, Frankie | .245 | 44 | 151 | 26 | 37 | 2 | 1 | 1 | 14 | 0 | 2 | 4 | 21 | 32 | 6 | 3 | 8 |
| Sciortino, Nick | .224 | 22 | 67 | 12 | 15 | 1 | 0 | 2 | 5 | 1 | 0 | 0 | 13 | 25 | 0 | 1 | 0 |
| Serry, Zach | .203 | 20 | 64 | 5 | 13 | 3 | 0 | 0 | 8 | 0 | 0 | 2 | 10 | 13 | 0 | 2 | 1 |
| Suarez, Kevin | .250 | 3 | 8 | 1 | 2 | 0 | 0 | 0 | 0 | 0 | 0 | 0 | 2 | 2 | 0 | 0 | 0 |
| Tavarez, Aneurys | .179 | 7 | 28 | 2 | 5 | 1 | 1 | 0 | 3 | 0 | 0 | 1 | 2 | 6 | 1 | 0 | 2 |
| Valentin, Yomar | .200 | 47 | 150 | 17 | 30 | 6 | 0 | 0 | 7 | 4 | 0 | 2 | 22 | 24 | 5 | 3 | 15 |
| Wren, Jordan | .183 | 24 | 71 | 4 | 13 | 1 | 0 | 0 | 6 | 0 | 0 | 2 | 6 | 30 | 1 | 0 | 0 |
| Totals | .231 | 75 | 2388 | 268 | 551 | 92 | 22 | 20 | 238 | 20 | 20 | 48 | 231 | 660 | 47 | 30 | 99 |

| PITCHER | W-L | ERA | G | GS | CG | SHO | SV | IP | H | R | ER | HR | HB | BB | SO | WP | BK |
|-----------------------|--------------|-------------|-----------|-----------|----------|----------|-----------|--------------|------------|------------|------------|-----------|-----------|------------|------------|-----------|----------|
| Ahearn, Taylor | 0-1 | 5.03 | 8 | 0 | 0 | 0 | 1 | 19.2 | 23 | 12 | 11 | 3 | 0 | 1 | 10 | 2 | 0 |
| Cooney, Harrison | 0-0 | 13.50 | 1 | 0 | 0 | 0 | 0 | 2.0 | 2 | 3 | 3 | 0 | 1 | 0 | 4 | 0 | 0 |
| Crawford, Kutter | 0-0 | 0.00 | 1 | 1 | 0 | 0 | 0 | 1.0 | 1 | 0 | 0 | 0 | 0 | 1 | 2 | 0 | 0 |
| De Jesus, Enmanuel | 3-3 | 3.40 | 12 | 12 | 0 | 0 | 0 | 53.0 | 62 | 27 | 20 | 2 | 2 | 20 | 45 | 4 | 2 |
| Duron, Nick | 3-5 | 3.35 | 13 | 12 | 0 | 0 | 0 | 53.2 | 43 | 21 | 20 | 3 | 0 | 16 | 36 | 4 | 0 |
| Elias, Roenis | 0-0 | 0.00 | 1 | 1 | 0 | 0 | 0 | 2.0 | 0 | 0 | 0 | 0 | 0 | 0 | 2 | 0 | 0 |
| Fisher, Devon | 4-1 | 4.86 | 17 | 0 | 0 | 0 | 0 | 33.1 | 25 | 23 | 18 | 1 | 7 | 19 | 35 | 9 | 0 |
| Florentino, Juan | 1-2 | 0.96 | 12 | 0 | 0 | 0 | 5 | 18.2 | 14 | 5 | 2 | 1 | 1 | 2 | 25 | 2 | 1 |
| Gomez, Rio | 0-1 | 9.00 | 3 | 0 | 0 | 0 | 0 | 5.0 | 8 | 6 | 5 | 0 | 0 | 3 | 6 | 0 | 0 |
| Groome, Jay | 0-2 | 1.64 | 3 | 3 | 0 | 0 | 0 | 11.0 | 5 | 4 | 2 | 0 | 1 | 5 | 14 | 1 | 0 |
| Houck, Tanner | 0-3 | 3.63 | 10 | 10 | 0 | 0 | 0 | 22.1 | 21 | 14 | 9 | 0 | 2 | 8 | 25 | 2 | 0 |
| Johnson, Brian | 0-0 | 3.38 | 1 | 1 | 0 | 0 | 0 | 2.2 | 2 | 2 | 1 | 0 | 1 | 2 | 4 | 0 | 0 |
| Lantigua, Marcos | 0-0 | 0.00 | 1 | 0 | 0 | 0 | 0 | 2.0 | 2 | 1 | 0 | 0 | 0 | 1 | 0 | 1 | 0 |
| LoBrutto, Dominic | 1-1 | 3.28 | 15 | 0 | 0 | 0 | 5 | 24.2 | 20 | 10 | 9 | 2 | 2 | 18 | 30 | 2 | 0 |
| Lopez-Soto, Francisco | 0-0 | 0.00 | 1 | 0 | 0 | 0 | 0 | 1.0 | 1 | 0 | 0 | 0 | 0 | 0 | 3 | 1 | 0 |
| Martinez, Joan | 0-2 | 1.56 | 11 | 0 | 0 | 0 | 1 | 17.1 | 12 | 5 | 3 | 0 | 1 | 4 | 13 | 2 | 0 |
| McAvoy, Kevin | 0-0 | 0.00 | 1 | 1 | 0 | 0 | 0 | 5.0 | 1 | 0 | 0 | 0 | 1 | 2 | 4 | 0 | 0 |
| Nail, Brendan | 1-0 | 0.00 | 2 | 0 | 0 | 0 | 0 | 4.0 | 4 | 0 | 0 | 0 | 0 | 1 | 5 | 0 | 0 |
| O'Linger, Durin | 4-1 | 2.03 | 13 | 3 | 0 | 0 | 1 | 48.2 | 42 | 14 | 11 | 1 | 0 | 14 | 49 | 5 | 0 |
| Oduber, Ryan | 2-2 | 5.40 | 16 | 0 | 0 | 0 | 1 | 31.2 | 42 | 22 | 19 | 2 | 2 | 12 | 27 | 2 | 0 |
| Oliver, Jared | 0-0 | 2.12 | 9 | 0 | 0 | 0 | 0 | 17.0 | 8 | 5 | 4 | 2 | 3 | 8 | 27 | 5 | 0 |
| Osnowitz, Mitchell | 0-1 | 3.31 | 14 | 0 | 0 | 0 | 0 | 32.2 | 28 | 12 | 12 | 3 | 1 | 23 | 38 | 5 | 0 |
| Padron, Angel | 0-2 | 5.14 | 4 | 3 | 0 | 0 | 0 | 14.0 | 16 | 10 | 8 | 2 | 1 | 4 | 13 | 3 | 0 |
| Pantoja, Yorvin | 0-7 | 5.46 | 15 | 15 | 0 | 0 | 0 | 57.2 | 60 | 42 | 35 | 6 | 6 | 33 | 40 | 5 | 0 |
| Perez, Juan | 0-0 | 30.86 | 1 | 0 | 0 | 0 | 0 | 2.1 | 8 | 8 | 8 | 0 | 2 | 1 | 0 | 1 | 0 |
| Reveles, Steven | 0-0 | 18.00 | 1 | 0 | 0 | 0 | 0 | 1.0 | 2 | 2 | 2 | 1 | 0 | 1 | 1 | 0 | 0 |
| Reyes, Denyi | 9-0 | 1.45 | 15 | 0 | 0 | 0 | 0 | 62.0 | 52 | 13 | 10 | 3 | 1 | 7 | 53 | 6 | 0 |
| Smith, Dakota | 4-4 | 3.74 | 14 | 6 | 0 | 0 | 0 | 65.0 | 70 | 34 | 27 | 0 | 7 | 16 | 49 | 5 | 0 |
| Taylor, Ben | 0-0 | 0.00 | 2 | 0 | 0 | 0 | 0 | 2.1 | 1 | 0 | 0 | 0 | 0 | 1 | 1 | 0 | 0 |
| Thompson, Jake | 0-3 | 3.18 | 7 | 7 | 0 | 0 | 0 | 11.1 | 10 | 7 | 4 | 0 | 0 | 6 | 11 | 2 | 0 |
| Young, Lukas | 1-1 | 4.50 | 10 | 0 | 0 | 0 | 1 | 20.0 | 19 | 11 | 10 | 1 | 2 | 4 | 25 | 2 | 0 |
| Totals | 33-42 | 3.52 | 75 | 75 | 0 | 5 | 15 | 644.0 | 604 | 313 | 252 | 33 | 44 | 233 | 597 | 71 | 3 |



GULF COAST LEAGUE RED SOX

Gulf Coast League - Rookie
JetBlue Park, 1500 Fenway South Drive, Fort Myers, FL 33913

| | |
|---|-----------------------------|
| Vice President, Florida Business Operations..... | Katie Haas |
| Minor League Equipment and Clubhouse Manager | Mike Stelmach |
| Minor League Video/Florida Baseball Operations Assistant..... | Patrick McLaughlin |
| Manager | Tom Kotchman |
| Coach..... | Angel Berroa/Mickey Jiang |
| Pitching Coach..... | Dick Such |
| Hitting Coach..... | Junior Zamora |
| Athletic Trainer..... | David Herrera |
| Strength and Conditioning Coach..... | Ben Chadwick |
| Stadium (First Season/Capacity)..... | JetBlue Park (2012 / 9,500) |
| Media Relations Telephone..... | (239) 226-6158 |

Tom Kotchman, Manager

OPENING DAY AGE: 63

BORN: August 14, 1954 in Grafton, ND

RESIDES: Seminole, FL

MINOR LEAGUE MANAGERIAL RECORD: 1,841-1,534 (.545)

Kotchman enters his 5th season as manager for the GCL Red Sox after serving as a coach for the team in 2013. Named *Baseball America's* 2017 Tony Gwynn Award winner, he will also continue his work as a scout for the club, serving as a crosschecker for the state of Florida.



Kotchman led the GCL team to back-to-back championship titles in 2014 and 2015, with a 1st-place finish in the league's South Division at 41-17 in 2015. This is his 2nd stint with the organization, having previously managed at the Single-A level in Winter Haven from 1982-83. Kotchman earned GCL Manager of the Year honors in 2014 and was also the 2014 East Coast Scout of the Year by the Baseball Scout of the Year Program. That year, he also received the Legends in Scouting Award from the Professional Baseball Scouts Foundation.

A Professional Baseball Scouts Hall of Famer, Kotchman is a veteran of 38 years as a minor league manager and scout. He owns a 1,841-1,534 (.545) career record, having spent 29 seasons in the Angels system and 2 as a manager in the Tigers (1980-81) organization. He has signed major leaguers Patrick Corbin, Howie Kendrick, Darren O'Day, Will Smith, Jeff Mathis, and Casey Kotchman.

Kotchman served as the manager of the Angels' Rookie-level affiliates in Provo and Orem, UT for 12 years, reaching the Pioneer League playoffs 11 times and winning the league's championship on 4 occasions. For his efforts, he was inducted into The Pioneer League Hall of Fame in September 2013. He led his clubs to 19 playoff berths and 8 league titles after joining the Angels in 1984 and has had his jersey retired with the Orem Owlz of the Pioneer League and Boise Hawks of the Northwest League.

Prior to his coaching career, Kotchman played 2 professional seasons in the Cincinnati system from 1977-78. Kotchman and his wife, Susan, have 2 children, Casey and Christal. Casey, a 1st baseman, spent part of the 2009 season with Boston.

Kotchman's Career Managerial Record

| YEAR | CLUB | LEAGUE | W | L | PCT. | DIV. | PLAYOFFS |
|---------------------------------|--------------|------------------------|--------------|--------------|-------------|-----------|--|
| 1979 | Auburn | New York-Penn (A) | 22 | 45 | .328 | (5th) | |
| 1980 | Bristol | Appalachian (R) | 36 | 33 | .522 | (2nd) | |
| 1981 | Macon | Southeast Atlantic (A) | 62 | 79 | .440 | (3rd/5th) | lost to Modesto, 2-1 in semi-finals |
| 1982 | Winter Haven | Florida State (A) | 59 | 74 | .444 | (5th/5th) | |
| 1983 | Winter Haven | Florida State (A) | 49 | 84 | .368 | (5th/5th) | lost to Visalia, 3-1 in semi-finals |
| 1984 | Redwood | California (A) | 91 | 48 | .655 | (2nd/1st) | |
| 1985 | Redwood | California (A) | 70 | 76 | .479 | (4th/2nd) | |
| 1986 | Palm Springs | California (A) | 87 | 55 | .613 | (1st/2nd) | |
| 1987 | Edmonton | Pacific Coast (AAA) | 69 | 74 | .483 | (4th/4th) | |
| 1988 | Edmonton | Pacific Coast (AAA) | 61 | 80 | .433 | (5th/4th) | |
| 1989 | Edmonton | Pacific Coast (AAA) | 65 | 76 | .461 | (4th/4th) | |
| 1990 | Boise | Northwest (A) | 53 | 23 | .697 | (1st) | lost to Spokane, 2-1 in finals |
| 1991 | Boise | Northwest (A) | 50 | 26 | .658 | (1st) | def. Yakima, 2-0 in finals |
| 1992 | Boise | Northwest (A) | 40 | 36 | .526 | (2nd) | |
| 1993 | Boise | Northwest (A) | 41 | 35 | .539 | (1st) | def. Bellingham, 2-1 in finals |
| 1994 | Boise | Northwest (A) | 44 | 32 | .579 | (1st) | def. Yakima, 2-1 in finals |
| 1995 | Boise | Northwest (A) | 48 | 27 | .640 | (1st) | def. Bellingham, 2-1 in finals |
| 1996 | Boise | Northwest (A) | 43 | 33 | .566 | (2nd) | |
| 1997 | Boise | Northwest (A) | 51 | 25 | .671 | (1st) | lost to Portland, 3-2 in finals |
| 1998 | Boise | Northwest (A) | 47 | 29 | .618 | (1-1st) | def. Spokane in 1-game playoff; lost to Salem-Keizer, 2-0 in finals |
| 1999 | Boise | Northwest (A) | 43 | 33 | .566 | (2nd) | |
| 2000 | Boise | Northwest (A) | 41 | 35 | .539 | (1-1st) | |
| 2001 | Provo | Pioneer (R) | 53 | 23 | .697 | (1st/1st) | def. Casper, 2-0 in semi-finals; lost to Billings, 2-0 in finals |
| 2002 | Provo | Pioneer (R) | 38 | 38 | .500 | (1st/2nd) | def. Ogden, 2-1 in semi-finals; lost to Great Falls, 2-1 in finals |
| 2003 | Provo | Pioneer (R) | 44 | 22 | .711 | (1st/1st) | def. Ogden, 2-1 in semi-finals; lost to Billings, 2-0 in finals |
| 2004 | Provo | Pioneer (R) | 54 | 32 | .579 | (1st/1st) | def. Idaho Falls, 2-1 in semi-finals; def. Billings, 2-0 in finals |
| 2005 | Orem | Pioneer (R) | 38 | 38 | .500 | (2nd/1st) | def. Ogden, 2-1 in semi-finals; def. Helena 2-0 in finals |
| 2006 | Orem | Pioneer (R) | 45 | 31 | .592 | (1st/1st) | lost to Idaho Falls, 2-0 in semi-finals |
| 2007 | Orem | Pioneer (R) | 37 | 39 | .487 | (3rd/2nd) | def. Idaho Falls, 2-0 in semi-finals; def. Great Falls, 2-0 in finals |
| 2008 | Orem | Pioneer (R) | 52 | 23 | .693 | (1st/1st) | def. Ogden, 2-1 in semi-finals; lost to Great Falls, 2-1 in finals |
| 2009 | Orem | Pioneer (R) | 51 | 25 | .671 | (3rd/1st) | def. Ogden, 2-0 in semi-finals; def. Missoula, 2-1 in finals |
| 2010 | Orem | Pioneer (R) | 39 | 36 | .520 | (2nd/2nd) | lost to Ogden, 2-1 in semi-finals |
| 2011 | Orem | Pioneer (R) | 46 | 30 | .605 | (1st/1st) | lost to Ogden, 2-1 in semi-finals |
| 2012 | Orem | Pioneer (R) | 35 | 41 | .461 | (3rd/3rd) | |
| 2014 | Red Sox | Gulf Coast (R) | 36 | 24 | .600 | (1st) | def. GCL Cardinals 1-0 in semi-finals; def. GCL Yankees, 2-1 in finals |
| 2015 | Red Sox | Gulf Coast (R) | 41 | 17 | .707 | (1st) | def. GCL Cardinals 1-0 in semi-finals; def. GCL Blue Jays, 2-0 in finals |
| 2016 | Red Sox | Gulf Coast (R) | 33 | 28 | .569 | (1st) | lost to GCL Cardinals, 1-0 in semi-finals |
| 2017 | Red Sox | Gulf Coast (R) | 27 | 31 | .466 | (4th) | |
| Career Totals (38 years) | | | 1,841 | 1,534 | .545 | | |



Dick Such, Pitching Coach

OPENING DAY AGE: 73

BORN: October 15, 1944 in Sanford, NC

RESIDES: Sanford, NC

Dick enters his 10th season as a pitching coach in the Red Sox farm system and his 6th for the GCL Red Sox after serving in the same capacity with Greenville (2011-12) and Salem (2009-10). He previously served as a pitching coach in the independent Atlantic League for 3 seasons, including 2 years with the Camden Riversharks from 2007-08.

The North Carolina native worked as a pitching coach for the Minnesota Twins for 17 years from 1985-2001, helping the club to 2 World Series championships in 1987 and 1991, and for the Texas Rangers from 1983-85.

As a right-handed pitcher, he made 21 appearances for manager Ted Williams and the Washington Senators in 1970, his only season at the major league level.

Dick resides in Sanford, NC with his wife, Pamela Geisinger Such.

Gulf Coast League Red Sox, Continued



Junior Zamora, Hitting Coach

OPENING DAY AGE: 41

BORN: May 3, 1976 in San Pedro de Macoris, DR

RESIDES: San Pedro de Macoris, DR

Junior begins his 4th season as hitting coach for the GCL Red Sox after 7 seasons as bench coach for the DSL Red Sox. He made his professional coaching debut with the DSL Red Sox in 2008 following a 13-year minor league career in the Mets, Angels, and Astros systems.

The former 3rd baseman signed with the Mets as a non-drafted free agent on 9/30/93 and advanced as high as Triple-A, appearing in 6 games for the Angels' Salt Lake affiliate in 2001. He spent his last professional season with the New Haven County Cutters of the independent Can-Am League in 2007 and posted a .255 (794-for-3,111) lifetime average with 87 homers and 445 RBI.



Angel Berroa, Coach

OPENING DAY AGE: 41

BORN: January 27, 1977 in Santo Domingo, DR

RESIDES: Parkland, FL

Angel begins his 2nd season as a coach on the GCL Red Sox staff in 2017. Born in Santo Domingo, Dominican Republic, he played 9 major league seasons with the Royals (2001-07), Dodgers (2008), Yankees (2009), and Mets (2009).



Mickey Jiang, Coach

OPENING DAY AGE: 41

BORN: December 3, 1976 in Taipei, Taiwan

RESIDES: Fremont, CA

Mickey enters his 2nd season as a coach for the GCL Red Sox (also 2012) after serving in the same capacity for the Portland Sea Dogs in 2016 and 2017. The 2018 season marks his 12th with the Red Sox organization, where he has held a number of different roles including work as a consultant with International Scouting (2007-12). He has been coaching in the Red Sox minor league system since 2009.

A native of Taiwan, Mickey received his B.A. in International Trade from Tung-Hai University in Taichung, Taiwan. Mickey and his wife, Wendy, reside in Fremont, CA.

David Herrera, Athletic Trainer - See Page 419



Ben Chadwick, Strength and Conditioning Coach

Ben begins his 3rd season as strength and conditioning coach for the GCL Red Sox, a role he served with Salem in 2015. Also in 2015, he served as the strength and conditioning coach for Leones del Caracas of the Venezuelan Professional Baseball League. He has interned under former Red Sox strength and conditioning consultant Mike Boyle as well as with the University of South Carolina Gamecocks football team during the 2014 season. A 2013 graduate from the University of Massachusetts with a degree in Kinesiology, he began his coaching career at Bishop Stang High School in North Dartmouth, MA.

2017 Gulf Coast League Red Sox Season in Review

Record: 27-31, 4th, 4.0 GB (South Division)

In his 4th season as manager of the Gulf Coast League Red Sox, **Tom Kotchman** led the club to a 27-31 South Division finish. It was the 1st losing season for the GCL Red Sox with Kotchman at the helm.

Red Sox hurlers finished the season with a 4.24 ERA. The club hit .252 as a team and ranked 1st in the league in OBP (.359) and 2nd in walks (245).

Gulf Coast League Red Sox, Continued

2017 Batting and Pitching Statistics

| PLAYER | AVG | G | AB | R | H | 2B | 3B | HR | RBI | SH | SF | HP | BB | SO | SB | CS | E |
|--------------------|-------------|-----------|-------------|------------|------------|-----------|----------|-----------|------------|-----------|-----------|-----------|------------|------------|-----------|-----------|-----------|
| Abreu, Juan Carlos | .240 | 33 | 100 | 15 | 24 | 3 | 4 | 0 | 11 | 2 | 2 | 3 | 19 | 38 | 5 | 2 | 1 |
| Arnold, Jecorrah | .197 | 25 | 66 | 6 | 13 | 0 | 0 | 1 | 12 | 1 | 2 | 8 | 7 | 19 | 1 | 0 | 4 |
| Berroa, Ramfis | .274 | 27 | 95 | 11 | 26 | 3 | 1 | 3 | 16 | 0 | 1 | 2 | 9 | 38 | 3 | 0 | 0 |
| Brannen, Cole | .231 | 39 | 134 | 23 | 31 | 2 | 0 | 0 | 7 | 1 | 0 | 3 | 30 | 37 | 9 | 1 | 0 |
| Campana, Marino | .250 | 9 | 36 | 3 | 9 | 2 | 0 | 0 | 4 | 0 | 1 | 1 | 4 | 6 | 0 | 0 | 0 |
| Castellanos, Pedro | .339 | 52 | 186 | 27 | 63 | 14 | 1 | 2 | 30 | 0 | 5 | 7 | 10 | 15 | 0 | 0 | 6 |
| Chatham, C.J. | .313 | 6 | 16 | 5 | 5 | 0 | 0 | 1 | 3 | 0 | 0 | 0 | 2 | 1 | 0 | 0 | 0 |
| Colon, Andre | .263 | 34 | 99 | 14 | 26 | 4 | 0 | 0 | 10 | 0 | 1 | 14 | 14 | 22 | 1 | 2 | 7 |
| Conde, Eduard | .207 | 10 | 29 | 4 | 6 | 2 | 0 | 0 | 4 | 1 | 0 | 0 | 2 | 5 | 0 | 0 | 1 |
| Cubillan, Ricardo | .271 | 34 | 96 | 21 | 26 | 0 | 0 | 0 | 11 | 4 | 0 | 0 | 30 | 20 | 6 | 1 | 7 |
| Dalbec, Bobby | .259 | 7 | 27 | 3 | 7 | 1 | 0 | 0 | 2 | 0 | 0 | 0 | 5 | 9 | 1 | 0 | 0 |
| Dearden, Tyler | .257 | 28 | 74 | 9 | 19 | 5 | 0 | 2 | 15 | 1 | 0 | 5 | 14 | 28 | 1 | 1 | 1 |
| Downs, Jerry | .188 | 11 | 32 | 7 | 6 | 3 | 0 | 0 | 3 | 0 | 2 | 6 | 3 | 8 | 0 | 0 | 3 |
| Durden, David | .220 | 30 | 91 | 7 | 20 | 1 | 0 | 0 | 9 | 0 | 2 | 7 | 6 | 33 | 1 | 0 | 4 |
| Esplin, Tyler | .271 | 22 | 85 | 16 | 23 | 4 | 0 | 2 | 11 | 0 | 0 | 2 | 7 | 26 | 1 | 0 | 0 |
| Ganns, Trey | .242 | 13 | 33 | 3 | 8 | 1 | 0 | 0 | 3 | 0 | 0 | 1 | 4 | 12 | 2 | 1 | 1 |
| Hanna, Beau | .000 | 3 | 7 | 0 | 0 | 0 | 0 | 0 | 0 | 0 | 0 | 0 | 0 | 4 | 0 | 0 | 0 |
| Hardy, Chad | .000 | 1 | 3 | 0 | 0 | 0 | 0 | 0 | 0 | 0 | 0 | 0 | 0 | 2 | 0 | 0 | 0 |
| Hernandez, Juan | .167 | 13 | 24 | 5 | 4 | 1 | 0 | 0 | 1 | 1 | 0 | 0 | 2 | 6 | 0 | 0 | 0 |
| LeGrant, Xavier | .115 | 11 | 26 | 2 | 3 | 1 | 0 | 0 | 0 | 0 | 0 | 1 | 3 | 10 | 0 | 0 | 0 |
| Lozada, Everlouis | .314 | 44 | 159 | 26 | 50 | 9 | 2 | 0 | 20 | 0 | 2 | 1 | 18 | 27 | 6 | 4 | 3 |
| Marrero, Alan | .200 | 24 | 75 | 12 | 15 | 3 | 0 | 2 | 8 | 0 | 0 | 4 | 6 | 28 | 0 | 0 | 3 |
| Osinski, Michael | .222 | 3 | 9 | 1 | 2 | 0 | 0 | 0 | 0 | 0 | 0 | 2 | 1 | 2 | 1 | 0 | 0 |
| Pulido, Carlos | .100 | 11 | 20 | 2 | 2 | 0 | 0 | 0 | 4 | 0 | 0 | 1 | 6 | 4 | 0 | 0 | 0 |
| Reynoso, Eddy | .185 | 9 | 27 | 3 | 5 | 3 | 0 | 1 | 5 | 0 | 0 | 0 | 4 | 1 | 0 | 0 | 1 |
| Rusconi, Jagger | .308 | 7 | 26 | 5 | 8 | 3 | 0 | 0 | 3 | 0 | 0 | 0 | 4 | 10 | 2 | 0 | 0 |
| Schmidt, Alberto | .108 | 16 | 37 | 2 | 4 | 0 | 0 | 0 | 4 | 1 | 0 | 4 | 10 | 11 | 0 | 0 | 3 |
| Sterry, Zach | .188 | 5 | 16 | 0 | 3 | 0 | 0 | 0 | 1 | 0 | 0 | 1 | 0 | 6 | 0 | 0 | 0 |
| Suarez, Kevin | .274 | 47 | 190 | 33 | 52 | 9 | 1 | 2 | 13 | 1 | 1 | 1 | 17 | 47 | 11 | 1 | 8 |
| Swihart, Blake | .167 | 9 | 30 | 6 | 5 | 2 | 0 | 0 | 2 | 0 | 0 | 0 | 8 | 8 | 2 | 0 | 0 |
| Totals | .252 | 58 | 1848 | 271 | 465 | 76 | 9 | 16 | 212 | 13 | 19 | 74 | 245 | 483 | 53 | 13 | 57 |

| PITCHER | W-L | ERA | G | GS | CG | SHO | SV | IP | H | R | ER | HR | HB | BB | SO | WP | BK |
|-----------------------|--------------|-------------|-----------|-----------|----------|----------|-----------|--------------|------------|------------|------------|-----------|-----------|------------|------------|-----------|----------|
| Adames, Rayniel | 0-0 | 3.91 | 9 | 8 | 0 | 0 | 0 | 25.1 | 22 | 17 | 11 | 0 | 5 | 17 | 20 | 2 | 1 |
| Ahearn, Taylor | 2-0 | 2.30 | 6 | 1 | 0 | 0 | 0 | 15.2 | 11 | 4 | 4 | 1 | 0 | 2 | 16 | 2 | 0 |
| Batista, Edilson | 2-4 | 6.37 | 11 | 11 | 0 | 0 | 0 | 41.0 | 59 | 41 | 29 | 1 | 1 | 21 | 20 | 2 | 0 |
| Bazardo, Eduard | 2-4 | 3.08 | 13 | 2 | 0 | 0 | 2 | 38.0 | 31 | 17 | 13 | 0 | 5 | 16 | 43 | 4 | 1 |
| Behenna, Kory | 0-2 | 7.64 | 14 | 0 | 0 | 0 | 1 | 17.2 | 22 | 19 | 15 | 0 | 2 | 14 | 14 | 3 | 0 |
| Carber, Andrew | 0-0 | 22.50 | 4 | 1 | 0 | 0 | 0 | 2.0 | 0 | 6 | 5 | 0 | 4 | 6 | 1 | 3 | 0 |
| Garcia, Victor | 1-1 | 4.98 | 13 | 0 | 0 | 0 | 0 | 21.2 | 27 | 14 | 12 | 0 | 1 | 12 | 24 | 4 | 0 |
| Gomez, Rio | 2-1 | 1.98 | 13 | 1 | 0 | 0 | 2 | 27.1 | 27 | 11 | 6 | 0 | 0 | 7 | 25 | 2 | 0 |
| Gonzalez, Jose | 1-2 | 3.48 | 8 | 2 | 0 | 0 | 1 | 20.2 | 24 | 8 | 8 | 1 | 0 | 3 | 17 | 1 | 0 |
| Haworth, Hunter | 3-0 | 1.50 | 6 | 0 | 0 | 0 | 0 | 12.0 | 9 | 2 | 2 | 1 | 0 | 5 | 10 | 0 | 0 |
| Lantigua, Marcos | 1-1 | 4.94 | 17 | 0 | 0 | 0 | 3 | 23.2 | 24 | 16 | 13 | 0 | 4 | 9 | 21 | 0 | 0 |
| Lopez-Soto, Francisco | 3-1 | 2.49 | 14 | 0 | 0 | 0 | 0 | 21.2 | 12 | 7 | 6 | 2 | 3 | 22 | 25 | 3 | 0 |
| Mendoza, Ritz | 3-3 | 3.52 | 13 | 2 | 0 | 0 | 1 | 38.1 | 41 | 17 | 15 | 0 | 3 | 10 | 34 | 5 | 0 |
| Mosqueda, Oddanier | 0-5 | 7.38 | 11 | 10 | 0 | 0 | 0 | 39.0 | 48 | 34 | 32 | 3 | 3 | 22 | 31 | 3 | 1 |
| Padron, Angel | 3-2 | 3.21 | 10 | 6 | 0 | 0 | 1 | 42.0 | 40 | 16 | 15 | 1 | 2 | 12 | 48 | 4 | 1 |
| Perez, Juan | 2-3 | 4.50 | 11 | 8 | 0 | 0 | 0 | 44.0 | 51 | 25 | 22 | 2 | 1 | 11 | 36 | 3 | 4 |
| Raiburn, Tanner | 2-1 | 3.98 | 17 | 0 | 0 | 0 | 4 | 20.1 | 16 | 9 | 9 | 0 | 1 | 10 | 16 | 2 | 0 |
| Rodriguez, Alejandro | 0-1 | 2.73 | 9 | 3 | 0 | 0 | 0 | 26.1 | 30 | 14 | 8 | 1 | 2 | 4 | 26 | 3 | 0 |
| Rodriguez, Fernando | 0-0 | 3.00 | 2 | 2 | 0 | 0 | 0 | 3.0 | 3 | 1 | 1 | 0 | 1 | 0 | 2 | 0 | 0 |
| Schellenger, Zach | 0-0 | 6.00 | 3 | 1 | 0 | 0 | 0 | 3.0 | 1 | 2 | 2 | 0 | 0 | 6 | 4 | 1 | 0 |
| Weems, Jordan | 0-0 | 0.00 | 1 | 0 | 0 | 0 | 0 | 1.0 | 2 | 0 | 0 | 0 | 0 | 0 | 0 | 0 | 0 |
| Totals | 27-31 | 4.24 | 58 | 58 | 0 | 4 | 15 | 483.2 | 500 | 280 | 228 | 13 | 38 | 209 | 433 | 47 | 8 |



DOMINICAN SUMMER LEAGUE RED SOX

Dominican Summer League - Rookie
carr. Mella KM 23.5, El Toro, DR

| | |
|---|---|
| Special Assistant to the International Department..... | Jesus Alou |
| Assistant Director, Dominican Academy..... | Javier Hernandez |
| Manager..... | Aly Gonzalez/Fernando Tatis |
| Pitching Coach..... | Oscar Lira/Humberto Sanchez |
| Hitting Coach..... | Carlos Adolfo/Ozzie Chavez |
| Coaching Assistants..... | Steven Pollakov/Claudio Sanchez/Carlos Sequera/Leonel Vazquez |
| Coaching Assistant/Strength and Conditioning Coach..... | Mario Anguizola |
| Strength and Conditioning Coach..... | Antonio Diaz |
| Trainer..... | Guillermo Hinojosa |
| Telephone..... | (809) 450-5400 |

Jesus Alou, Special Assistant to the International Department



Jesus enters his 1st season as Special Assistant to the International Department after serving as the Director of Boston's Dominican Academy from 2002-17. He has been involved in baseball as a player, coach, and scout for over 60 years.

Originally signed by San Francisco as a pitcher in 1958, Alou transitioned to the outfield the following year and played 15 seasons in the majors with the Giants (1963-68), Astros (1969-73, 78-79), Athletics (1973-74), and Mets (1975). He played with his brothers, Felipe and Matty, on the Giants from 1963-65, and on 9/15/63 they became the only 3 siblings ever to play the outfield together in a big league game. He won 2 World Championships with the A's in 1973 and 1974. In his final 2 seasons with the Astros, he served as a player/coach.

Aly Gonzalez, Manager, DSL Red Sox



OPENING DAY AGE: 27

BORN: February 9, 1991 in Barquisimeto, VZ

RESIDES: Punto Fijo, VZ

MINOR LEAGUE MANAGERIAL RECORD: 141-72 (.662)


Aly enters his 4th season as the manager of the Dominican Summer League Red Sox after serving as a player/coach for the DSL Red Sox in 2012.

He played 3 seasons with Boston's DSL club from 2009-11, appearing at catcher, 1st base, 3rd base, and in the outfield.

Gonzalez's Career Managerial Record

| YEAR | CLUB | LEAGUE | W | L | PCT. | DIV. | PLAYOFFS |
|--------------------------------|-------------|------------------|------------|-----------|-------------|-------|--|
| 2015 | DSL Red Sox | Dominican Summer | 46 | 26 | .639 | (1st) | lost to DSL Yankees1 in quarter-finals |
| 2016 | DSL Red Sox | Dominican Summer | 48 | 22 | .686 | (1st) | lost to DSL Rangers in semi-finals |
| 2017 | DSL Red Sox | Dominican Summer | 47 | 24 | .662 | (1st) | lost to DSL Dodgers1 in quarter-finals |
| Career Totals (3 years) | | | 141 | 72 | .662 | | |

Fernando Tatis, Manager, DSL Red Sox



OPENING DAY AGE: 43

BORN: January 1, 1975 in San Pedro de Macoris, DR

RESIDES: Juan Dolio, DR

MINOR LEAGUE MANAGERIAL RECORD: 1st season

Fernando makes his managerial debut for the DSL Red Sox in 2018. The Dominican-born Tatis played 11 major league seasons for the Texas Rangers, St. Louis Cardinals, Montreal Expos, Baltimore Orioles, and the New York Mets (1997-2003, 2006, 2008-10). He is the only major leaguer ever to hit 2 grand slams in a single inning,

having done so on 4/23/99 at LAD.

DSL
Red Sox



Javier Hernandez
Assistant Director,
Dominican Academy



Martin Rodriguez
Assistant,
Dominican Academy

Dominican Summer League Red Sox, Continued



Oscar Lira, Pitching Coach


OPENING DAY AGE: 35

BORN: July 17, 1982 in Caracas, VZ

RESIDES: Caracas, VZ

Oscar enters his 7th season as pitching coach for the Dominican Summer League Red Sox after serving as the club's assistant pitching coach in 2011.

Oscar was signed by the Montreal Expos in 2001 and compiled an 8-19 record with a 4.62 ERA in 97 career minor league games (28 starts) over 6 seasons in the Montreal/Washington organization from 2001-06. He also pitched professionally in Italy, Venezuela, and Curacao.



Humberto Sanchez, Pitching Coach

OPENING DAY AGE: 34

BORN: May 28, 1983 in Santo Domingo, DR

RESIDES: Tampa, FL

Humberto begins his 1st season as pitching coach for the DSL Red Sox in 2018. He pitched professionally from 2002-12, reaching the majors with the Yankees in 2008. The Dominican-born right-hander was drafted by Detroit in 2001.



Carlos Adolfo, Hitting Coach

OPENING DAY AGE: 42

BORN: April 20, 1976 in San Pedro de Macoris, DR

RESIDES: San Pedro de Macoris, DR

Carlos enters his 3rd season as hitting coach with the Dominican Summer League Red Sox. A former minor league outfielder, he played in the Montreal Expos organization from 1994-99, reaching Triple-A with the Ottawa Lynx in 1998 and 1999, followed by 6 seasons in independent leagues from 2002-07.



Ozzie Chavez, Hitting Coach

OPENING DAY AGE: 34

BORN: July 13, 1983 in Santo Domingo, DR

RESIDES: Santo Domingo, DR

Ozzie begins his 3rd season as hitting coach with the DSL Red Sox (also 2015-16) and his 4th in the Red Sox system after serving as a coach with Lowell in 2017.

A former infielder, he spent his minor league career with the Milwaukee Brewers (2001-08, '13), Philadelphia Phillies (2009-11), and Chicago White Sox (2011) organizations.



Antonio Diaz, Strength and Conditioning Coach

Antonio enters his 23rd consecutive season in the Red Sox organization, his 11th as strength and conditioning coach for the club's Dominican Summer League affiliate. He served the previous 12 years as athletic trainer for all Red Sox Dominican Summer and assorted Winter League clubs.

The Dominican resident annually attends spring training to assist with the medical needs for the Red Sox Latin program.

Dominican Summer League Red Sox, Continued



Guillermo Hinojosa, Athletic Trainer

Guillermo returns for his 9th season as athletic trainer for the Red Sox' DSL squad. He served as an athletic trainer with Caracas of the Venezuelan Baseball League from 2008-09 and has worked with national amateur teams in Venezuela since 2000.

Born in Los Teques, Venezuela, Hinojosa attended Instituto Pedagógico de Caracas with a specialization in physical education and sport and completed studies in the prevention and treatment of sports injuries in 2015 at CAECE University.

2017 Dominican Summer League Red Sox Season in Review

Record: 47-24, T-1st, 6.0 GA (Northwest Division)

In his 3rd season with the Red Sox, **Aly Gonzalez** led the DSL Red Sox to their 2nd consecutive 1st-place finish in the Northwest Division with a 47-24 record (T-1st, DSL Dodgers1). The club fell to the DSL Dodgers1, 2-1, in the 1st round of the playoffs.

Sox hitters combined to bat .250 and club hurlers led the Red Sox system with a 2.74 ERA. They also led the Dominican Summer League in innings pitched (620.0) and ranked 4th in strikeouts (566).

2017 Batting and Pitching Statistics

| PLAYER | AVG | G | AB | R | H | 2B | 3B | HR | RBI | SH | SF | HP | BB | SO | SB | CS | E |
|---------------------|-------------|-----------|-------------|------------|------------|-----------|-----------|----------|------------|-----------|-----------|-----------|------------|------------|-----------|-----------|-----------|
| Andrade, Fabian | .211 | 44 | 128 | 15 | 27 | 3 | 1 | 0 | 13 | 1 | 3 | 4 | 13 | 22 | 5 | 2 | 1 |
| Baez, Lewis | .127 | 17 | 55 | 3 | 7 | 2 | 1 | 0 | 2 | 0 | 2 | 0 | 1 | 14 | 1 | 4 | 1 |
| Chacon, Jesus | .173 | 31 | 75 | 9 | 13 | 3 | 0 | 0 | 9 | 1 | 1 | 1 | 6 | 21 | 1 | 1 | 6 |
| Conde, Eduard | .241 | 23 | 79 | 16 | 19 | 6 | 1 | 2 | 14 | 1 | 1 | 3 | 5 | 16 | 2 | 0 | 3 |
| Diaz, Jonathan | .270 | 19 | 63 | 8 | 17 | 4 | 0 | 2 | 10 | 0 | 0 | 0 | 6 | 13 | 1 | 2 | 0 |
| Figueroa, Willis | .356 | 46 | 132 | 33 | 47 | 3 | 2 | 0 | 10 | 2 | 1 | 5 | 32 | 24 | 10 | 6 | 0 |
| Gonzalez, Angel | .202 | 32 | 109 | 14 | 22 | 2 | 0 | 0 | 10 | 1 | 0 | 10 | 6 | 24 | 4 | 4 | 1 |
| Hernandez, Luis | .188 | 49 | 144 | 26 | 27 | 3 | 1 | 0 | 15 | 11 | 0 | 9 | 23 | 43 | 3 | 3 | 11 |
| Houellemont, Ivan | .288 | 56 | 170 | 28 | 49 | 6 | 1 | 1 | 29 | 1 | 3 | 13 | 15 | 39 | 5 | 4 | 5 |
| Jimenez, Ivan | .220 | 22 | 50 | 6 | 11 | 1 | 0 | 0 | 4 | 1 | 0 | 1 | 7 | 16 | 0 | 0 | 0 |
| Marin, Freiberg | .279 | 57 | 201 | 21 | 56 | 4 | 0 | 0 | 29 | 4 | 3 | 4 | 24 | 20 | 5 | 5 | 6 |
| Martinez, Alexander | .331 | 39 | 136 | 15 | 45 | 8 | 1 | 0 | 22 | 1 | 4 | 6 | 14 | 20 | 13 | 4 | 0 |
| Martinez, Marcos | .268 | 44 | 138 | 21 | 37 | 5 | 1 | 0 | 18 | 2 | 3 | 3 | 10 | 29 | 2 | 2 | 2 |
| Mejias, Jose | .205 | 29 | 88 | 5 | 18 | 1 | 0 | 0 | 5 | 1 | 1 | 2 | 3 | 17 | 2 | 2 | 3 |
| Petit, Keibert | .270 | 67 | 226 | 34 | 61 | 11 | 1 | 2 | 33 | 0 | 4 | 3 | 34 | 45 | 16 | 4 | 4 |
| Pulgar, Ronaldo | .136 | 32 | 81 | 6 | 11 | 2 | 0 | 0 | 4 | 1 | 0 | 3 | 15 | 14 | 3 | 1 | 3 |
| Rincones, Rafael | .258 | 58 | 198 | 38 | 51 | 13 | 3 | 1 | 19 | 0 | 1 | 5 | 32 | 51 | 8 | 3 | 4 |
| Torres, Luis | .342 | 18 | 38 | 5 | 13 | 3 | 1 | 0 | 6 | 0 | 0 | 0 | 6 | 6 | 4 | 2 | 0 |
| Ugueto, Reinaldo | .221 | 48 | 149 | 32 | 33 | 5 | 1 | 0 | 17 | 4 | 0 | 24 | 13 | 26 | 8 | 7 | 12 |
| Totals | .250 | 71 | 2260 | 335 | 564 | 85 | 15 | 8 | 269 | 32 | 27 | 96 | 265 | 460 | 93 | 56 | 82 |

| PITCHER | W-L | ERA | G | GS | CG | SHO | SV | IP | H | R | ER | HR | HB | BB | SO | WP | BK |
|----------------------|--------------|-------------|-----------|-----------|----------|-----------|-----------|--------------|------------|------------|------------|-----------|-----------|------------|------------|-----------|----------|
| Bazardo, Eduard | 1-0 | 1.00 | 4 | 0 | 0 | 0 | 0 | 18.0 | 9 | 2 | 2 | 0 | 1 | 1 | 24 | 0 | 0 |
| Calvo, Gary | 0-0 | 0.00 | 1 | 1 | 0 | 0 | 0 | 0.1 | 0 | 0 | 0 | 0 | 0 | 0 | 1 | 0 | 0 |
| Colmenares, Luis | 2-2 | 3.77 | 14 | 9 | 0 | 0 | 0 | 43.0 | 38 | 20 | 18 | 0 | 1 | 29 | 43 | 9 | 1 |
| Cortes, Carlos | 2-1 | 5.35 | 17 | 0 | 0 | 0 | 1 | 33.2 | 35 | 23 | 20 | 1 | 8 | 27 | 30 | 5 | 1 |
| Figueroa, Junior | 0-1 | 8.59 | 5 | 0 | 0 | 0 | 0 | 7.1 | 11 | 9 | 7 | 0 | 4 | 4 | 7 | 3 | 0 |
| Franco, Alberto | 1-0 | 0.75 | 11 | 0 | 0 | 0 | 3 | 12.0 | 3 | 2 | 1 | 0 | 0 | 6 | 20 | 0 | 0 |
| Gomez, Rafael | 2-3 | 2.43 | 14 | 10 | 0 | 0 | 0 | 59.1 | 59 | 21 | 16 | 3 | 2 | 8 | 54 | 6 | 0 |
| Gutierrez, Ronald | 0-1 | 10.50 | 3 | 3 | 0 | 0 | 0 | 6.0 | 11 | 8 | 7 | 0 | 2 | 1 | 7 | 1 | 1 |
| Jimenez, Andres | 5-1 | 2.25 | 9 | 5 | 0 | 0 | 0 | 32.0 | 19 | 8 | 8 | 2 | 1 | 4 | 28 | 2 | 0 |
| Lacrus, Shair | 2-1 | 3.55 | 12 | 0 | 0 | 0 | 2 | 25.1 | 21 | 15 | 10 | 4 | 0 | 14 | 25 | 6 | 0 |
| Larez, Jose | 1-2 | 7.11 | 7 | 0 | 0 | 0 | 0 | 6.1 | 8 | 6 | 5 | 0 | 3 | 10 | 7 | 3 | 0 |
| Martinez, Johan | 0-0 | 13.50 | 6 | 0 | 0 | 0 | 0 | 6.0 | 11 | 10 | 9 | 0 | 1 | 8 | 5 | 7 | 0 |
| Medina, Roberto | 0-0 | 0.00 | 1 | 0 | 0 | 0 | 0 | 0.1 | 0 | 0 | 0 | 0 | 0 | 0 | 0 | 0 | 0 |
| Montero, Alexander | 0-0 | 4.11 | 5 | 4 | 0 | 0 | 0 | 15.1 | 15 | 7 | 7 | 0 | 2 | 6 | 15 | 0 | 0 |
| Moreno, Rayniel | 5-2 | 2.12 | 13 | 13 | 1 | 1 | 0 | 63.2 | 53 | 19 | 15 | 1 | 3 | 11 | 50 | 4 | 0 |
| Morillo, Juan | 1-0 | 0.96 | 9 | 1 | 0 | 0 | 0 | 28.0 | 25 | 4 | 3 | 0 | 2 | 9 | 18 | 0 | 0 |
| Pena, Jeison | 1-0 | 4.91 | 7 | 0 | 0 | 0 | 0 | 14.2 | 15 | 8 | 8 | 0 | 0 | 5 | 5 | 0 | 0 |
| Perez, Geraldo | 4-3 | 1.55 | 16 | 0 | 0 | 0 | 0 | 29.0 | 22 | 10 | 5 | 0 | 2 | 18 | 35 | 8 | 0 |
| Pinales, Isaac | 0-0 | 1.61 | 7 | 5 | 0 | 0 | 0 | 28.0 | 16 | 7 | 5 | 0 | 4 | 3 | 27 | 0 | 1 |
| Police, Antonio | 2-0 | 3.00 | 11 | 0 | 0 | 0 | 1 | 15.0 | 13 | 11 | 5 | 0 | 1 | 19 | 21 | 1 | 0 |
| Ramirez, Manuel | 3-2 | 3.18 | 15 | 3 | 0 | 0 | 1 | 39.2 | 43 | 20 | 14 | 1 | 5 | 17 | 27 | 2 | 0 |
| Rivero, Luis | 10-1 | 1.06 | 17 | 0 | 0 | 0 | 5 | 34.0 | 17 | 4 | 4 | 0 | 2 | 9 | 34 | 0 | 0 |
| Rodriguez, Alejandro | 3-1 | 1.07 | 7 | 6 | 0 | 0 | 0 | 33.2 | 20 | 5 | 4 | 2 | 2 | 8 | 31 | 1 | 0 |
| Sanchez, Kelvin | 0-0 | 0.00 | 2 | 2 | 0 | 0 | 0 | 7.0 | 3 | 1 | 0 | 0 | 0 | 2 | 5 | 1 | 1 |
| Santana, Yasel | 0-2 | 3.32 | 10 | 1 | 0 | 0 | 0 | 21.2 | 16 | 10 | 8 | 0 | 2 | 9 | 17 | 3 | 2 |
| Santos, Gregory | 2-0 | 0.89 | 8 | 8 | 0 | 0 | 0 | 30.1 | 22 | 6 | 3 | 0 | 1 | 15 | 24 | 3 | 0 |
| Zacarias, Jose | 0-1 | 5.23 | 6 | 0 | 0 | 0 | 1 | 10.1 | 12 | 8 | 6 | 1 | 2 | 4 | 6 | 2 | 0 |
| Totals | 47-24 | 2.74 | 71 | 71 | 1 | 13 | 14 | 620.0 | 517 | 244 | 189 | 15 | 51 | 247 | 566 | 67 | 7 |

2018 Minor League Players (As of 2/20/18)

ABREU, Juan Carlos

OF

HT: 6-0; **WT:** 175; **BATS:** Right; **THROWS:** Right; **BORN:** 5/30/1997 in Altamonte Springs, FL; **RESIDES:** Casselberry, FL; **SIGNED BY:** Stephen Hargett; **ACQUIRED:** Red Sox 23rd pick (23rd round, 688th overall) in the 2016 June Draft.

2017: Posted a .371 OBP and led the GCL Red Sox in triples (4)...**PERSONAL:** Attended Winter Springs (FL) High School.

| YEAR | CLUB | AVG | G | AB | R | H | 2B | 3B | HR | RBI | SH | SF | HP | BB | SO | SB | CS | E |
|----------------------------|-------------|-------------|-----------|------------|-----------|-----------|----------|----------|----------|-----------|----------|----------|----------|-----------|-----------|----------|----------|----------|
| 2016 | GCL Red Sox | .219 | 34 | 105 | 13 | 23 | 5 | 1 | 0 | 13 | 1 | 0 | 2 | 7 | 31 | 2 | 1 | 2 |
| 2017 | GCL Red Sox | .240 | 33 | 100 | 15 | 24 | 3 | 4 | 0 | 11 | 2 | 2 | 3 | 19 | 38 | 5 | 2 | 1 |
| Minor League Totals | | .229 | 77 | 205 | 28 | 47 | 8 | 5 | 0 | 24 | 3 | 2 | 5 | 26 | 69 | 7 | 3 | 3 |

ACOSTA, Victor Jesus

OF/INF

HT: 5-11; **WT:** 160; **BATS:** Right; **THROWS:** Right; **BORN:** 6/2/1996 in Maturin, Monagas, VZ; **RESIDES:** Maturin, Monagas, VZ; **SIGNED BY:** Fernando Veracirto; **ACQUIRED:** Signed as an international free agent, 10/17/2012.

2017: Combined with Short-A Lowell (9 G) and High-A Salem (31 G) to hit .310 (40-for-129) with 2 HR and 19 RBI...Hit .387 (12-for-31) vs. LHP...Also played in 7 games for Lara in the Venezuelan Winter League...**2016:** Made 1st career pitching appearance on 8/11 vs. Tri-City, retiring the only batter he faced...**2015:** Named a New York-Penn League mid-season All-Star...**2014:** Named Red Sox Minor League Base Stealer of the Month for August/September...**2013:** Named Red Sox Latin Program Player of the Year...Selected as a DSL All-Star.

| YEAR | CLUB | AVG | G | AB | R | H | 2B | 3B | HR | RBI | SH | SF | HP | BB | SO | SB | CS | E |
|----------------------------|-------------|-------------|------------|------------|------------|------------|-----------|----------|-----------|------------|----------|----------|-----------|-----------|------------|-----------|-----------|-----------|
| 2013 | DSL Red Sox | .256 | 63 | 234 | 26 | 60 | 11 | 1 | 8 | 39 | 0 | 2 | 3 | 25 | 23 | 9 | 2 | 18 |
| 2014 | GCL Red Sox | .268 | 42 | 149 | 31 | 40 | 11 | 0 | 2 | 21 | 2 | 1 | 4 | 14 | 30 | 13 | 1 | 9 |
| 2015 | Lowell | .251 | 57 | 211 | 28 | 53 | 16 | 1 | 1 | 25 | 1 | 2 | 6 | 12 | 42 | 9 | 3 | 8 |
| 2016 | Lowell | .274 | 50 | 186 | 35 | 51 | 7 | 3 | 0 | 21 | 4 | 2 | 1 | 11 | 36 | 5 | 2 | 0 |
| 2017 | Lowell | .333 | 9 | 27 | 6 | 9 | 1 | 0 | 0 | 3 | 0 | 2 | 0 | 3 | 4 | 1 | 0 | 1 |
| | Salem | .304 | 31 | 102 | 8 | 31 | 7 | 0 | 2 | 16 | 0 | 0 | 0 | 10 | 14 | 3 | 3 | 0 |
| Minor League Totals | | .268 | 252 | 909 | 134 | 244 | 53 | 5 | 13 | 125 | 7 | 9 | 14 | 75 | 149 | 40 | 11 | 36 |

ADAMES, Rayniel

LHP

HT: 6-6; **WT:** 175; **BATS:** Left; **THROWS:** Left; **BORN:** 9/7/1997 in Cotui, Sanchez Ramirez, DR; **RESIDES:** Cotui, Sanchez Ramirez, DR; **SIGNED BY:** Eddie Romero and Michel DeJesus; **ACQUIRED:** Signed as an international free agent, 1/14/2016.

2017: Faced 115 batters and allowed 0 HR for the GCL Red Sox...Held LHH to a .185 AVG (5-for-27)...Opponents were 0-for-12 with RISP and 2 outs...Struck out 5 batters over 2.0 innings pitched in a 5-0 win over the GCL Rays on 6/27.

| YEAR | CLUB | W-L | ERA | G | GS | CG | SHO | SV | IP | H | R | ER | HR | HB | BB | SO | WP | BK |
|----------------------------|--------------|------------|-------------|-----------|-----------|----------|----------|----------|-------------|-----------|-----------|-----------|----------|-----------|-----------|-----------|----------|----------|
| 2016 | DSL Red Sox1 | 2-1 | 2.74 | 12 | 12 | 0 | 0 | 0 | 46.0 | 32 | 17 | 14 | 1 | 6 | 24 | 38 | 7 | 1 |
| 2017 | GCL Red Sox | 0-0 | 3.91 | 9 | 8 | 0 | 0 | 0 | 25.1 | 22 | 17 | 11 | 0 | 5 | 17 | 20 | 2 | 1 |
| Minor League Totals | | 2-1 | 3.15 | 21 | 20 | 0 | 0 | 0 | 71.1 | 54 | 34 | 25 | 1 | 11 | 41 | 58 | 9 | 2 |

AHEARN, Taylor Brant

RHP

HT: 6-1; **WT:** 190; **BATS:** Right; **THROWS:** Right; **BORN:** 11/25/1994 in San Diego, CA; **RESIDES:** Santee, CA; **SIGNED BY:** Demond Smith; **ACQUIRED:** Red Sox 32nd pick (32nd round, 971st overall) in the 2017 June Draft.

2017: Posted a 3.82 ERA (15 ER/35.1 IP) between the GCL Red Sox and Short-A Lowell...Led the GCL Sox with a 0.83 WHIP...Held LHH to a .190 AVG (11-for-58)...Pitched 2.0+ innings in 10 of 14 outings...Threw 6.2 scoreless innings over his first 3 relief outings with the GCL club...Transferred to Short-A Lowell on 8/1...Tossed 5.0 scoreless frames in a 1-0 win vs. Vermont on 9/6...**PERSONAL:** Played baseball at Siena College (2014-15) and Cal State San Marcos (2016-17)...As a freshman at Siena, won the MAAC Championship game, tossing 2.0 innings and allowing 1 run...Graduated from St. Augustine (CA) High School...Named Eastern League Player of the Year as a senior.

| YEAR | CLUB | W-L | ERA | G | GS | CG | SHO | SV | IP | H | R | ER | HR | HB | BB | SO | WP | BK |
|----------------------------|-------------|------------|-------------|-----------|----------|----------|----------|----------|-------------|-----------|-----------|-----------|----------|----------|----------|-----------|----------|----------|
| 2017 | GCL Red Sox | 2-0 | 2.30 | 6 | 1 | 0 | 0 | 0 | 15.2 | 11 | 4 | 4 | 1 | 0 | 2 | 16 | 2 | 0 |
| | Lowell | 0-1 | 5.03 | 8 | 0 | 0 | 1 | 19.2 | 23 | 12 | 11 | 3 | 0 | 1 | 10 | 2 | 0 | |
| Minor League Totals | | 2-1 | 3.82 | 14 | 1 | 0 | 0 | 1 | 35.1 | 34 | 16 | 15 | 4 | 0 | 3 | 26 | 4 | 0 |

ARNOLD, Jecorrah

INF

HT: 6-2; **WT:** 190; **BATS:** Right; **THROWS:** Right; **BORN:** 1/6/1999 in Athens, GA; **RESIDES:** Athens, GA; **SIGNED BY:** Brian Moehler; **ACQUIRED:** Signed as a non-drafted free agent, 6/22/2017.

2017: Hit .360 (9-for-25) in 10 July games...Made 8 starts at SS, 6 at 3B, and 1 at 2B...**PERSONAL:** Graduated in 2017 from Clarke Central (GA) High School.

| YEAR | CLUB | AVG | G | AB | R | H | 2B | 3B | HR | RBI | SH | SF | HP | BB | SO | SB | CS | E |
|------|-------------|------|----|----|---|----|----|----|----|-----|----|----|----|----|----|----|----|---|
| 2017 | GCL Red Sox | .197 | 25 | 66 | 6 | 13 | 0 | 0 | 1 | 12 | 1 | 2 | 8 | 7 | 19 | 1 | 0 | 4 |

AYBAR, Yoan Miguel

OF

HT: 6-2; **WT:** 165; **BATS:** Left; **THROWS:** Left; **BORN:** 7/3/1997 in Bani, Peravia, DR; **RESIDES:** Bani, Peravia, DR; **SIGNED BY:** Eddie Romero and Jonathan Cruz; **ACQUIRED:** Signed as an international free agent, 7/3/2013.

Enters the 2018 season ranked by *Baseball America* as having the best outfield arm in the Red Sox' system...**2017:** Entered the season ranked by *Baseball America* as the Red Sox' No. 19 prospect...Between Short-A Lowell (50 G) and Single-A Greenville (30 G), hit .230 (66-for-287) with a career-high 32 RBI...Named a New York-Penn League mid-season All-Star...Led Lowell in hits (tied, 50), triples (5), RBI (tied, 28), and TB (73)...Recorded 11 assists in only 79 games in the OF...Led the NYPL in OF assists (9)...**2016:** Led New York-Penn League OF in total chances (152) and putouts (139), all in CF...**2015:** Recorded 7

Player Development

Minor League Players, Continued

OF assists and 1 DP...Named Red Sox Minor League Defensive Player of the Month for July and August/September...Following the season, ranked by *Baseball America* as the No. 22 prospect in the Sox organization, as well as having the best OF arm in the system...**2014:** Earned DSL mid-season All-Star honors.

| YEAR | CLUB | AVG | G | AB | R | H | 2B | 3B | HR | RBI | SH | SF | HP | BB | SO | SB | CS | E |
|----------------------------|-------------|-------------|------------|------------|------------|------------|-----------|-----------|----------|-----------|----------|----------|-----------|-----------|------------|-----------|-----------|-----------|
| 2014 | DSL Red Sox | .271 | 56 | 214 | 33 | 58 | 12 | 9 | 0 | 26 | 1 | 1 | 4 | 11 | 54 | 7 | 6 | 1 |
| 2015 | GCL Red Sox | .268 | 45 | 157 | 19 | 42 | 5 | 3 | 0 | 16 | 1 | 3 | 1 | 7 | 46 | 6 | 6 | 1 |
| 2016 | Lowell | .207 | 60 | 222 | 18 | 46 | 7 | 4 | 3 | 19 | 1 | 1 | 4 | 8 | 61 | 3 | 4 | 5 |
| 2017 | Greenville | .160 | 30 | 100 | 12 | 16 | 2 | 1 | 0 | 4 | 3 | 1 | 0 | 6 | 38 | 2 | 0 | 0 |
| | Lowell | .267 | 50 | 187 | 25 | 50 | 7 | 2 | 2 | 28 | 3 | 3 | 3 | 6 | 67 | 5 | 2 | 7 |
| Minor League Totals | | .241 | 241 | 880 | 107 | 212 | 33 | 19 | 5 | 93 | 9 | 9 | 12 | 38 | 266 | 23 | 18 | 14 |

BALDWIN, Roldani

C/3B

HT: 5-11; **WT:** 175; **BATS:** Right; **THROWS:** Right; **BORN:** 3/16/1996 in Puerto Plata, Puerto Plata, DR; **RESIDES:** Puerto Plata, Puerto Plata, DR; **SIGNED BY:** Eddie Romero and Manny Nanita; **ACQUIRED:** Signed as an international free agent, 11/25/2013.

Enters the 2018 season ranked by *Baseball America* as the Red Sox' No. 15 prospect...**2017:** Spent the entire season with Single-A Greenville...Named a South Atlantic League mid-season and postseason All-Star...Hit 14 HR with an .800 OPS and ranked 8th among BOS minor leaguers in AVG (.274, 101-for-368)...Ranked among SAL leaders in doubles (2nd, 35), SLG (2nd, .489), XBH (5th, 50), and HR/AB ratio (5th, 1/26.3)...Led the Drive in HR (tied), doubles, XBH, total bases (180), and SLG...Threw out 41 of 124 (33.1%) attempted base stealers...Played no position other than catcher for the 1st time in his pro career...Hit .357 with RISP (35-for-98), .302 vs. RHP (85-for-281), and .391 in June (25-for-64)...Drove in 13 runs over 6 games from 7/8-14...Hit 2 solo HR in a 7-2 loss vs. Columbia on 6/15...Ended the season with an 8-game hitting streak from 8/21-9/3...**2016:** Made 39 starts at catcher and 39 at 3B...Threw out 17 of 52 (32.7%) attempted base stealers...Spent time on the DL from 4/17-23, 5/16-22, and 6/3-13...**2015:** Led the GCL Sox in games, hits (45), 2B (tied), HR (3), RBI (25), and total bases (62).

| YEAR | CLUB | AVG | G | AB | R | H | 2B | 3B | HR | RBI | SH | SF | HP | BB | SO | SB | CS | E |
|----------------------------|-------------|-------------|------------|-------------|------------|------------|-----------|----------|-----------|------------|----------|-----------|-----------|-----------|------------|----------|----------|-----------|
| 2014 | DSL Red Sox | .269 | 65 | 242 | 36 | 65 | 10 | 3 | 4 | 42 | 0 | 1 | 7 | 27 | 41 | 3 | 1 | 11 |
| 2015 | GCL Red Sox | .288 | 47 | 156 | 18 | 45 | 8 | 0 | 3 | 25 | 0 | 7 | 8 | 14 | 19 | 1 | 1 | 9 |
| | Lowell | .286 | 3 | 7 | 0 | 2 | 1 | 0 | 0 | 0 | 0 | 0 | 0 | 0 | 1 | 0 | 0 | 1 |
| 2016 | Greenville | .249 | 61 | 225 | 26 | 56 | 12 | 0 | 3 | 23 | 3 | 2 | 3 | 6 | 57 | 1 | 1 | 12 |
| | Lowell | .305 | 25 | 95 | 10 | 29 | 8 | 1 | 1 | 14 | 0 | 2 | 2 | 6 | 21 | 0 | 0 | 5 |
| 2017 | Greenville | .274 | 95 | 368 | 45 | 101 | 35 | 1 | 14 | 66 | 1 | 4 | 2 | 19 | 73 | 1 | 0 | 6 |
| Minor League Totals | | .273 | 296 | 1093 | 135 | 298 | 74 | 5 | 25 | 170 | 4 | 16 | 22 | 75 | 212 | 6 | 3 | 44 |

BALL, Ronald Eugene (Trey)

LHP

HT: 6-6; **WT:** 185; **BATS:** Left; **THROWS:** Left; **BORN:** 6/27/1994 in New Castle, IN; **RESIDES:** New Castle, IN; **SIGNED BY:** John Pyle; **ACQUIRED:** Red Sox 1st pick (1st round, 7th overall) in the 2013 June Draft.

2017: Entered the 2017 season ranked by *Baseball America* as the Red Sox' No. 15 prospect...Spent the entire season with Double-A Portland...Made 25 appearances (24 starts) with the club, recording a 5.27 ERA (73 ER/124 IP) with 103 SO and 2 CG...Posted a 3.54 ERA (8 ER/20.1 IP) over 4 starts in June...Recorded his 1st career CG on 7/7, pitching 7.0 innings in the 1st game of a doubleheader vs. Reading (3 H, 1 ER, 0 BB, 7 SO)...Threw his 2nd CG on 7/29 at Harrisburg (7.0 IP, 8 H, 3 ER, BB, 7 SO)...Tossed 7.0 scoreless frames with 9 SO on 8/17, leading the Sea Dogs to a 2-0 win over Altoona...In his final 4 starts from 8/17-9/1, posted a 2.29 ERA (5 ER/19.2 IP)...**2016:** Ranked 6th in the Carolina League in ERA (3.84)...Placed on 7-day DL from 4/7-27...Named Red Sox Minor League Starting Pitcher of the Month for May, going 2-1 with a 1.80 ERA and .176 opponent AVG in 5 starts (30.0 IP, 18 H, 6 ER)...Also named CL Player of the Week for 6/20-26...Following the season, ranked by *Baseball America* as the Red Sox' No. 15 prospect...**PERSONAL:** Named Gatorade Indiana Baseball Player of the Year in 2013 after going 6-0 with a 0.76 ERA at New Castle (IN) High School...Tabbed No. 1 draft eligible LHP by *Baseball America*.

| YEAR | CLUB | W-L | ERA | G | GS | CG | SV | IP | H | R | ER | HR | HB | BB | SO | WP | BK |
|----------------------------|-------------|--------------|-------------|------------|-----------|----------|----------|--------------|------------|------------|------------|-----------|-----------|------------|------------|-----------|----------|
| 2013 | GCL Red Sox | 0-1 | 6.43 | 5 | 5 | 0 | 0 | 7.0 | 10 | 7 | 5 | 1 | 0 | 6 | 5 | 1 | 0 |
| 2014 | Greenville | 5-10 | 4.68 | 22 | 22 | 0 | 0 | 100.0 | 111 | 69 | 52 | 9 | 3 | 39 | 68 | 5 | 1 |
| 2015 | Salem | 9-13 | 4.73 | 25 | 25 | 0 | 0 | 129.1 | 129 | 78 | 68 | 16 | 3 | 60 | 77 | 12 | 1 |
| 2016 | Salem | 8-6 | 3.84 | 23 | 23 | 0 | 0 | 117.1 | 121 | 61 | 50 | 8 | 8 | 68 | 86 | 8 | 0 |
| 2017 | Portland | 7-12 | 5.27 | 25 | 24 | 2 | 0 | 124.2 | 161 | 93 | 73 | 17 | 6 | 57 | 103 | 4 | 0 |
| Minor League Totals | | 29-42 | 4.67 | 100 | 99 | 2 | 0 | 478.1 | 532 | 308 | 248 | 51 | 20 | 230 | 339 | 30 | 2 |

BARFIELD, Jeremy Lee - See Page 58

OF

BARRIENTO, Juan Manuel

OF/1B

HT: 6-2; **WT:** 201; **BATS:** Right; **THROWS:** Right; **BORN:** 4/28/1996 in Santiago, Santiago, DR; **RESIDES:** Santiago, Santiago, DR; **SIGNED BY:** Carlos Lugo; **ACQUIRED:** Signed as an international free agent, 4/22/2014.

2017: Led Short-A Lowell in games (57), AB (212), runs (29), and hits (tied, 50)...Made 41 starts at RF, 5 at 1B, and 3 in LF...Recorded a season-high 4 hits, including a solo HR, in a 6-5 loss to Williamsport on 7/16...Recorded an 8-game hit streak from 8/5-16, batting .344 (11-for-32) during that stretch.

| YEAR | CLUB | AVG | G | AB | R | H | 2B | 3B | HR | RBI | SH | SF | HP | BB | SO | SB | CS | E |
|----------------------------|--------------|-------------|------------|------------|------------|------------|-----------|----------|-----------|-----------|----------|----------|-----------|-----------|------------|-----------|-----------|-----------|
| 2014 | DSL Red Sox | .255 | 26 | 102 | 14 | 26 | 0 | 1 | 1 | 11 | 0 | 1 | 6 | 16 | 2 | 1 | 2 | |
| 2015 | DSL Red Sox2 | .268 | 68 | 272 | 41 | 73 | 15 | 4 | 5 | 51 | 0 | 2 | 4 | 15 | 46 | 7 | 6 | 2 |
| 2016 | GCL Red Sox | .298 | 49 | 178 | 21 | 53 | 8 | 0 | 2 | 21 | 0 | 2 | 2 | 13 | 41 | 2 | 2 | 4 |
| 2017 | Lowell | .236 | 57 | 212 | 29 | 50 | 6 | 1 | 3 | 15 | 0 | 0 | 5 | 16 | 58 | 1 | 2 | 2 |
| Minor League Totals | | .264 | 200 | 764 | 105 | 202 | 29 | 6 | 11 | 98 | 0 | 4 | 12 | 50 | 161 | 12 | 11 | 10 |

Minor League Players, Continued

BATISTA, Edison

LHP

HT: 6-3; **WT:** 210; **BATS:** Left; **THROWS:** Left; **BORN:** 7/7/1997 in Marilla, Brazil; **RESIDES:** Marilla, Brazil; **SIGNED BY:** Eddie Romero; **ACQUIRED:** Signed as an international free agent, 7/2/2014.

2017: Spent the entire season with the GCL Red Sox, leading the club with 11 starts...**2016:** Following the season, pitched 1.0 inning in Brazil's 10-0 win over Pakistan in the World Baseball Classic Qualifiers.

| YEAR | CLUB | W-L | ERA | G | GS | CG | SHO | SV | IP | H | R | ER | HR | HB | BB | SO | WP | BK |
|----------------------------|--------------|------------|-------------|-----------|-----------|----------|----------|----------|--------------|------------|-----------|-----------|----------|----------|-----------|-----------|-----------|----------|
| 2015 | DSL Red Sox1 | 1-2 | 4.50 | 13 | 1 | 0 | 0 | 0 | 36.0 | 50 | 35 | 18 | 1 | 3 | 9 | 18 | 4 | 0 |
| 2016 | DSL Red Sox1 | 5-2 | 2.39 | 13 | 13 | 0 | 0 | 0 | 52.2 | 40 | 17 | 14 | 0 | 2 | 20 | 37 | 6 | 0 |
| 2017 | GCL Red Sox | 2-4 | 6.37 | 11 | 11 | 0 | 0 | 0 | 41.0 | 59 | 41 | 29 | 1 | 1 | 21 | 20 | 2 | 0 |
| Minor League Totals | | 8-8 | 4.23 | 37 | 25 | 0 | 0 | 0 | 129.2 | 149 | 93 | 61 | 2 | 6 | 50 | 75 | 12 | 0 |

BAZARDO, Eduard Felix

RHP

HT: 6-0; **WT:** 155; **BATS:** Right; **THROWS:** Right; **BORN:** 9/1/1995 in Maracay, Aragua, VZ; **RESIDES:** San Carlos, Aragua, VZ; **SIGNED BY:** Eddie Romero and Alex Requena; **ACQUIRED:** Signed as an international free agent, 7/2/2014.

2017: Went 2-4 with a 2.41 ERA (15 ER/56.0 IP) between the GCL Red Sox and DSL Red Sox...Ranked 2nd in the GCL in SO/9.0 IP (11.12, 35 SO/28.1 IP)...Threw at least 3.0 innings in 9 of his 15 relief outings...Held RHH to a .191 AVG (26-for-136)...Allowed 0 HR for the 2nd consecutive season...Started the season with 3 straight scoreless outings with the DSL Red Sox (12.1 IP)...Struck out a career-high 8 batters in his final game with the DSL Sox...Transferred to the GCL Red Sox on 6/26...Started the 2nd game of a doubleheader vs. the GCL Rays on 8/7, tossing 6.0 scoreless frames en route to a 1-0 victory...**2016:** Led DSL Red Sox relievers with a 0.79 ERA (4 ER/45.1 IP, min. 5 G).

| YEAR | CLUB | W-L | ERA | G | GS | CG | SHO | SV | IP | H | R | ER | HR | HB | BB | SO | WP | BK |
|----------------------------|--------------|--------------|-------------|-----------|-----------|----------|----------|----------|--------------|------------|-----------|-----------|----------|-----------|-----------|------------|-----------|----------|
| 2015 | DSL Red Sox1 | 3-6 | 4.37 | 14 | 14 | 0 | 0 | 0 | 57.2 | 60 | 32 | 28 | 2 | 5 | 16 | 55 | 7 | 0 |
| 2016 | DSL Red Sox1 | 6-2 | 0.79 | 17 | 1 | 0 | 0 | 4 | 45.1 | 23 | 7 | 4 | 0 | 4 | 18 | 48 | 7 | 0 |
| 2017 | DSL Red Sox | 1-0 | 1.00 | 4 | 0 | 0 | 0 | 0 | 18.0 | 9 | 2 | 2 | 0 | 1 | 1 | 24 | 0 | 0 |
| | GCL Red Sox | 2-4 | 3.08 | 13 | 2 | 0 | 0 | 2 | 38.0 | 31 | 17 | 13 | 0 | 5 | 16 | 43 | 4 | 1 |
| Minor League Totals | | 12-12 | 2.66 | 48 | 17 | 0 | 0 | 6 | 159.0 | 123 | 58 | 47 | 2 | 15 | 51 | 170 | 18 | 1 |

BEHENNA, Kory

LHP

HT: 6-2; **WT:** 185; **BATS:** Left; **THROWS:** Left; **BORN:** 8/2/1996 in Durham, NC; **RESIDES:** Durham, NC; **SIGNED BY:** Pat Portugal; **ACQUIRED:** Red Sox 25th pick (25th round, 761st overall) in the 2017 June Draft.

2017: Held opponents to a .083 AVG (1-for-12) with RISP and 2 outs...Posted a 3.38 ERA (3 ER/8.0 IP) with 7 SO and 1 save in 7 August outings...Fanned 4 batters over 2.0 scoreless innings on 8/1 at the GCL Orioles...**PERSONAL:** Played 3 seasons (2015-17) at Wingate University in NC...Graduated from Riverside (NC) High School.

| YEAR | CLUB | W-L | ERA | G | GS | CG | SHO | SV | IP | H | R | ER | HR | HB | BB | SO | WP | BK |
|------|-------------|-----|------|----|----|----|-----|----|------|----|----|----|----|----|----|----|----|----|
| 2017 | GCL Red Sox | 0-2 | 7.64 | 14 | 0 | 0 | 0 | 1 | 17.2 | 22 | 19 | 15 | 0 | 2 | 14 | 14 | 3 | 0 |

BENGE, Garrett Austin

3B

HT: 6-0; **WT:** 205; **BATS:** Left; **THROWS:** Right; **BORN:** 12/28/1995 in Oklahoma City, OK; **RESIDES:** Yukon, OK; **SIGNED BY:** Lane Decker; **ACQUIRED:** Red Sox 13th pick (13th round, 401st overall) in the 2017 June Draft.

2017: Ranked among Short-A Lowell team leaders in games (2nd, 52), 2B (T-1st, 9), and BB (1st, 25)...Hit .300 (24-for-80) over 22 games in July...Went 5-for-5 with a 2B, 3B, and 5 RBI in a 10-3 victory over Connecticut on 7/31...**PERSONAL:** Played 2 seasons (2016-17) at Oklahoma State University after transferring from Cowley County Community College...Won a Big 12 Conference Championship with the Cowboys in 2017...Named to the All-Big 12 2nd Team in 2016...Earned 2015 NJCAA Division I Player of the Year honors after hitting .502 with 26 2B, 4 3B, 19 HR, and 97 RBI...Selected by CLE in the 22nd round of the 2015 June Draft, but did not sign...Graduated from Yukon (OK) High School.

| YEAR | CLUB | AVG | G | AB | R | H | 2B | 3B | HR | RBI | SH | SF | HP | BB | SO | SB | CS | E |
|------|--------|------|----|-----|----|----|----|----|----|-----|----|----|----|----|----|----|----|---|
| 2017 | Lowell | .230 | 52 | 191 | 21 | 44 | 9 | 2 | 0 | 21 | 0 | 1 | 4 | 25 | 51 | 0 | 2 | 0 |

BENS, Jose Luis

RHP

HT: 6-3; **WT:** 185; **BATS:** Right; **THROWS:** Right; **BORN:** 3/4/1995 in San Cristobal, San Cristobal, DR; **RESIDES:** San Cristobal, San Cristobal, DR; **SIGNED BY:** Eddie Romero and Jonathan Cruz; **ACQUIRED:** Signed as an international free agent, 8/15/2017.

2017: Did not play...Is scheduled to make his professional debut in 2018.

BERROA, Ramfis

OF

HT: 6-2; **WT:** 190; **BATS:** Right; **THROWS:** Right; **BORN:** 11/2/1995 in Sabana Grande de Palenque, San Cristobal, DR; **RESIDES:** Sabana Grande de Palenque, San Cristobal, DR; **SIGNED BY:** Eddie Romero and Manny Nanita; **ACQUIRED:** Signed as an international free agent, 1/27/2015.

2017: Led the GCL Red Sox with 3 HR in 27 games...Went 2-for-3 with 1 2B, a 2-run HR, and a career-high-tying 5 RBI in a 7-6 win over the GCL Orioles on 8/29...**2016:** Led the DSL Red Sox1 in triples (5) and HR (4).

| YEAR | CLUB | AVG | G | AB | R | H | 2B | 3B | HR | RBI | SH | SF | HP | BB | SO | SB | CS | E |
|----------------------------|--------------|-------------|------------|------------|-----------|------------|-----------|----------|-----------|-----------|----------|----------|-----------|-----------|------------|-----------|-----------|----------|
| 2015 | DSL Red Sox2 | .253 | 49 | 162 | 28 | 41 | 10 | 2 | 3 | 21 | 0 | 3 | 7 | 21 | 32 | 7 | 6 | 1 |
| 2016 | DSL Red Sox1 | .247 | 54 | 182 | 26 | 45 | 10 | 5 | 4 | 30 | 0 | 2 | 6 | 24 | 49 | 11 | 4 | 2 |
| 2017 | GCL Red Sox | .274 | 27 | 95 | 11 | 26 | 3 | 1 | 3 | 16 | 0 | 1 | 2 | 9 | 38 | 3 | 0 | 0 |
| Minor League Totals | | .255 | 130 | 439 | 65 | 112 | 23 | 8 | 10 | 67 | 0 | 6 | 15 | 54 | 119 | 21 | 10 | 3 |

Minor League Players, Continued

BETHEA, Daniel Taylor (Danny)

C

HT: 6-1; **WT:** 210; **BATS:** Right; **THROWS:** Right; **BORN:** 1/31/1990 in La Jolla, CA; **RESIDES:** Carlsbad, CA; **SIGNED BY:** Ray Fagnant; **ACQUIRED:** Red Sox 34th pick (34th round, 1,013th overall) in the 2013 June Draft.

2017: Spent the entire season with Double-A Portland...Appeared in only 22 games, spending nearly 2 months on the disabled list...Made 16 starts at catcher and threw out 5 of 16 (31.3%) attempted base stealers...Began the season on the 7-day DL and was reinstated on 5/1...Returned to the 7-day DL on 6/27 and reinstated on 7/26...Made his 1st career pitching appearance on 9/4 vs. New Hampshire (0.1 IP, 3 H, 1 ER)...**2016:** Began the season on the 7-day DL and was reinstated on 6/1...**2014:** Played on Portland's DL on 7/28...Reinstated on 8/5 and transferred to Greenville...**PERSONAL:** Played baseball at Grand Canyon University (2010), Palomar College (2011), and St. John's University (2012-13)...Named to the Big East All-Tournament Team in 2012...Graduated from La Costa Canyon (CA) High School.

| YEAR | CLUB | AVG | G | AB | R | H | 2B | 3B | HR | RBI | SH | SF | HP | BB | SO | SB | CS | E |
|----------------------------|-------------|-------------|------------|------------|-----------|------------|-----------|----------|----------|-----------|-----------|----------|----------|-----------|------------|----------|----------|-----------|
| 2013 | GCL Red Sox | .140 | 14 | 43 | 1 | 6 | 2 | 0 | 0 | 6 | 0 | 2 | 0 | 6 | 3 | 0 | 0 | 3 |
| | Lowell | .261 | 31 | 111 | 21 | 29 | 5 | 0 | 1 | 18 | 0 | 2 | 4 | 11 | 28 | 1 | 0 | 0 |
| 2014 | Lowell | .067 | 8 | 15 | 1 | 1 | 0 | 0 | 0 | 1 | 0 | 1 | 0 | 3 | 4 | 0 | 0 | 0 |
| | Portland | .250 | 2 | 8 | 0 | 2 | 1 | 0 | 0 | 3 | 0 | 0 | 0 | 1 | 1 | 0 | 0 | 0 |
| | Greenville | .290 | 17 | 62 | 9 | 18 | 0 | 2 | 7 | 0 | 0 | 0 | 4 | 9 | 0 | 1 | 1 | 1 |
| 2015 | Greenville | .250 | 22 | 72 | 8 | 18 | 4 | 0 | 0 | 10 | 0 | 2 | 2 | 7 | 13 | 0 | 0 | 1 |
| | Portland | .318 | 12 | 44 | 7 | 14 | 5 | 0 | 0 | 5 | 0 | 0 | 0 | 0 | 14 | 0 | 0 | 0 |
| | Salem | .182 | 12 | 44 | 3 | 8 | 3 | 0 | 0 | 2 | 1 | 0 | 0 | 2 | 12 | 0 | 1 | 3 |
| 2016 | Pawtucket | .000 | 1 | 4 | 0 | 0 | 0 | 0 | 0 | 0 | 0 | 0 | 0 | 0 | 1 | 0 | 0 | 0 |
| | Salem | .250 | 1 | 4 | 0 | 1 | 1 | 0 | 0 | 1 | 0 | 0 | 0 | 0 | 1 | 0 | 0 | 0 |
| | Portland | .180 | 31 | 100 | 10 | 18 | 8 | 0 | 2 | 7 | 3 | 1 | 0 | 4 | 24 | 0 | 1 | 3 |
| 2017 | Portland | .239 | 22 | 67 | 9 | 16 | 3 | 0 | 2 | 11 | 1 | 0 | 0 | 7 | 17 | 0 | 0 | 1 |
| Minor League Totals | | .228 | 173 | 574 | 69 | 131 | 32 | 0 | 7 | 71 | 11 | 2 | 6 | 45 | 127 | 1 | 3 | 12 |

BETTS, Jordan

3B/1B

HT: 6-3; **WT:** 220; **BATS:** Right; **THROWS:** Right; **BORN:** 10/6/1991 in Wilmington, NC; **RESIDES:** Jacksonville, NC; **SIGNED BY:** Pat Portugal; **ACQUIRED:** Red Sox 19th pick (18th round, 554th overall) in the 2014 June Draft.

2017: Spent the entire season with High-A Salem, batting .262 (89-for-340) with 13 HR over 98 games...Made 71 starts at 3B and 20 at 1B...Named Carolina League Player of the Week for the periods of 6/19-25 (4 G, 9-for-16, 2 HR, 3 2B) and 7/17-23 (6 G, 11-for-22, 3 HR, 3 2B)...Homered in 4 consecutive games from 6/24-27...Went 4-for-5 with 2 2B, a solo HR, and a season-high 4 RBI in a 9-2 win at Wilmington on 6/25...Reached base safely in 19 straight games from 7/2-23, hitting safely in 18 of those...Hit a career-high 2 HR vs. Winston-Salem on 7/23...**2016:** Made 1st career pitching appearance on 9/1 vs. Winston-Salem, tossing 1.0 scoreless inning...Earned his 1st career save on 9/4 vs. Lynchburg...**2014:** Spent 1st pro season with Short-A Lowell, leading the Spinners in HR (10), RBI (40), BB (tied, 25), and SLG (.479)...Earned NYPL mid-season All-Star honors...**PERSONAL:** Was a 4-year starter (2011-14) and 2-time All-ACC selection (2013-14) at Duke University...Recorded 69 career 2B, 2nd-most in school history at the time...Attended New Hanover (NC) High School.

| YEAR | CLUB | AVG | G | AB | R | H | 2B | 3B | HR | RBI | SH | SF | HP | BB | SO | SB | CS | E |
|----------------------------|----------|-------------|------------|-------------|------------|------------|-----------|----------|-----------|------------|----------|-----------|----------|------------|------------|-----------|----------|-----------|
| 2014 | Lowell | .269 | 64 | 242 | 32 | 65 | 17 | 2 | 10 | 40 | 0 | 3 | 0 | 25 | 76 | 1 | 2 | 8 |
| 2015 | Salem | .212 | 113 | 387 | 40 | 82 | 21 | 1 | 4 | 33 | 0 | 3 | 4 | 33 | 121 | 5 | 1 | 20 |
| 2016 | Salem | .241 | 77 | 270 | 31 | 65 | 24 | 1 | 4 | 42 | 2 | 3 | 0 | 28 | 67 | 1 | 1 | 5 |
| | Portland | .152 | 13 | 46 | 4 | 7 | 3 | 0 | 1 | 8 | 0 | 0 | 0 | 2 | 15 | 0 | 0 | 1 |
| 2017 | Salem | .262 | 98 | 340 | 54 | 89 | 24 | 0 | 13 | 51 | 1 | 7 | 1 | 40 | 104 | 5 | 1 | 14 |
| Minor League Totals | | .240 | 365 | 1285 | 161 | 308 | 89 | 4 | 32 | 174 | 3 | 16 | 5 | 128 | 383 | 12 | 5 | 48 |

BOYD, Logan William

LHP

HT: 6-2; **WT:** 205; **BATS:** Left; **THROWS:** Left; **BORN:** 11/26/1993 in San Antonio, TX; **RESIDES:** Humble, TX; **SIGNED BY:** Jon Adkins; **ACQUIRED:** Red Sox 18th pick (19th round, 561st overall) in the 2015 June Draft.

2017: Combined with Single-A Greenville (15 GS) and High-A Salem (12 G, 7 GS) to go 11-5 with a 3.42 ERA (52 ER/137.0 IP)...Named a South Atlantic League mid-season All-Star...Among Sox minor leaguers, ranked T-3rd in wins and 6th in ERA...Posted a 2.24 ERA (17 ER/68.1 IP) in his final 14 outings, beginning 6/26...Began the season with Greenville and won 4 consecutive starts from 4/14-30 (1.17 ERA, 3 ER/23.0 IP)...Made 5 scoreless starts of at least 5.0 IP, including in his final game with Greenville on 7/1 vs. Lexington (6.0 IP)...Transferred to Salem on 7/4 and made his first 5 appearances out of the bullpen...Did not allow a run in his first 10.2 IP with Salem...Converted his 1st career save opportunity on 7/18 vs. Carolina...In 3 of his 7 starts with Salem, allowed 1 or 0 runs in 6.0 IP...**2016:** Led Red Sox farmhands in wins (14)...Ranked 1st on Single-A Greenville in starts (27), innings (139.1), and SO (112)...Named South Atlantic League Pitcher of the Week (7/18-24)...**PERSONAL:** Played for 3 seasons at Sam Houston State University (TX)...Graduated from Ascocita (TX) High School.

| YEAR | CLUB | W-L | ERA | G | GS | CG | SHO | SV | IP | H | R | ER | HR | HB | BB | SO | WP | BK |
|----------------------------|------------|--------------|-------------|-----------|-----------|----------|----------|----------|--------------|------------|------------|------------|-----------|-----------|-----------|------------|-----------|----------|
| 2015 | Lowell | 4-0 | 2.85 | 13 | 1 | 0 | 0 | 0 | 41.0 | 41 | 13 | 13 | 3 | 4 | 13 | 37 | 1 | 0 |
| 2016 | Greenville | 14-7 | 4.78 | 27 | 27 | 0 | 0 | 0 | 139.1 | 169 | 83 | 74 | 10 | 2 | 31 | 112 | 7 | 0 |
| 2017 | Greenville | 8-4 | 4.02 | 15 | 15 | 0 | 0 | 0 | 80.2 | 71 | 40 | 36 | 9 | 8 | 26 | 67 | 8 | 0 |
| | Salem | 3-1 | 2.56 | 12 | 7 | 0 | 0 | 1 | 56.1 | 49 | 16 | 16 | 2 | 0 | 24 | 46 | 2 | 0 |
| Minor League Totals | | 29-12 | 3.94 | 67 | 50 | 0 | 0 | 1 | 317.1 | 330 | 152 | 139 | 24 | 14 | 94 | 262 | 18 | 0 |

BRAKEMAN, Robert Marcus (Marc)

RHP

HT: 6-2; **WT:** 185; **BATS:** Left; **THROWS:** Right; **BORN:** 6/15/1994 in St. Petersburg, FL; **RESIDES:** Vancouver, WA; **SIGNED BY:** Josh Labandeira; **ACQUIRED:** Red Sox 15th pick (16th round, 471st overall) in the 2015 June Draft.

2017: Spent the entire season with High-A Salem...Began the season on the 7-day DL and was reinstated on 5/28...Held opponents to a .143 AVG (4-for-28) with RISP and 2 outs...Pitched at least 2.0 innings in 13 of 21 appearances...Earned his

Minor League Players, Continued

lone save on 6/7 at Lynchburg, tossing 2.0 scoreless frames with 3 SO and 0 hits...Struck out a season-high 6 batters and walked none over 2.1 IP on 8/15 at Potomac...**2016:** Missed time on the DL from 7/15-8/3...**2015:** Following the season, rated by *Baseball America* as having the best changeup in the Sox organization...**PERSONAL:** Played for 3 seasons at Stanford University...Graduated from Shorecrest Preparatory School (FL), where he was a 4-time MVP of the baseball team.

| YEAR | CLUB | W-L | ERA | G | GS | CG | SHO | SV | IP | H | R | ER | HR | HB | BB | SO | WP | BK |
|----------------------------|-------------|------------|-------------|-----------|-----------|----------|----------|----------|--------------|------------|-----------|-----------|-----------|-----------|-----------|------------|-----------|----------|
| 2015 | GCL Red Sox | 0-0 | 0.00 | 1 | 1 | 0 | 0 | 0 | 1.0 | 2 | 0 | 0 | 0 | 0 | 0 | 0 | 0 | 0 |
| 2016 | Greenville | 5-5 | 4.33 | 24 | 9 | 0 | 0 | 1 | 72.2 | 74 | 40 | 35 | 6 | 5 | 19 | 76 | 4 | 0 |
| 2017 | Salem | 0-3 | 5.95 | 21 | 0 | 0 | 0 | 1 | 39.1 | 40 | 32 | 26 | 5 | 7 | 22 | 46 | 13 | 0 |
| Minor League Totals | | 5-8 | 4.86 | 46 | 10 | 0 | 0 | 2 | 113.0 | 116 | 72 | 61 | 11 | 12 | 41 | 122 | 17 | 0 |

BRANNEN, Coleman Minor (Cole)

OF

HT: 6-1; **WT:** 185; **BATS:** Left; **THROWS:** Right; **BORN:** 8/4/1998 in Macon, GA; **RESIDES:** Bradenton, FL; **SIGNED BY:** Brian Moehler; **ACQUIRED:** Red Sox 2nd pick (2nd round, 63rd overall) in the 2017 June Draft.

Enters the 2018 season ranked by *Baseball America* as the No. 5 prospect in the Red Sox' system, as well as the organization's fastest base runner...**2017:** Ranked 2nd on the GCL Red Sox in stolen bases (9)...Hit .316 (13-for-38) vs. LHP in the GCL, and posted a .323 (10-for-31) mark with RISP...Named Red Sox Minor League Base Stealer of the Month for August/September...

PERSONAL: In 2017, was a *Baseball America* High School 3rd Team All-American at the Westfield School in Perry, GA...Hit .439 with 5 HR and 22 SB as a senior...Ranked No. 17 on *Baseball America's* 2017 High School Top 100 list and No. 79 in the Top 100 MLB Prospects list.

| YEAR | CLUB | AVG | G | AB | R | H | 2B | 3B | HR | RBI | SH | SF | HP | BB | SO | SB | CS | E |
|----------------------------|-------------|-------------|-----------|------------|-----------|-----------|----------|----------|----------|----------|----------|----------|----------|-----------|-----------|-----------|----------|----------|
| 2017 | GCL Red Sox | .231 | 39 | 134 | 23 | 31 | 2 | 0 | 0 | 7 | 1 | 0 | 3 | 30 | 37 | 9 | 1 | 0 |
| | Lowell | .111 | 3 | 9 | 0 | 1 | 0 | 1 | 0 | 1 | 0 | 0 | 0 | 4 | 4 | 1 | 1 | 0 |
| Minor League Totals | | .224 | 42 | 143 | 23 | 32 | 2 | 1 | 0 | 8 | 1 | 0 | 3 | 34 | 41 | 10 | 2 | 0 |

BUTLER, Daniel John (Dan) - See Page 85

C

CAMPANA, Marino Jose

OF

HT: 6-4; **WT:** 180; **BATS:** Right; **THROWS:** Right; **BORN:** 11/28/1997 in Santo Domingo Centro, Santo Domingo, DR; **RESIDES:** Santo Domingo Oeste, Santo Domingo, DR; **SIGNED BY:** Manny Nanita and Eddie Romero; **ACQUIRED:** Signed as an international free agent, 7/2/2014.

2017: Led Short-A Lowell in HR (4), doubles (tied, 9), and RBI (tied, 28)...Named New York-Penn League Player of the Week for the period of 8/7-13 (6 G, 11-for-24, 5 2B, HR, 10 RBI)...Hit safely in 17 straight games from 7/24-8/16, tied for the 2nd-longest hitting streak in the NYPL in 2017 (.324 AVG, 22-for-68)...Drove in a career-high 4 runs on 8/22 vs. Vermont...**2015:** In his pro debut, led the DSL Red Sox1 in runs (39), hits (77), 2B (16), 3B (tied, 4), RBI (36), and total bases (107).

| YEAR | CLUB | AVG | G | AB | R | H | 2B | 3B | HR | RBI | SH | SF | HP | BB | SO | SB | CS | E |
|----------------------------|--------------|-------------|------------|------------|-----------|------------|-----------|----------|----------|-----------|----------|----------|-----------|-----------|------------|-----------|----------|----------|
| 2015 | DSL Red Sox1 | .275 | 72 | 280 | 39 | 77 | 16 | 4 | 2 | 36 | 0 | 1 | 8 | 19 | 66 | 10 | 4 | 4 |
| 2016 | GCL Red Sox | .182 | 12 | 44 | 4 | 8 | 0 | 0 | 1 | 1 | 0 | 0 | 0 | 15 | 0 | 2 | 1 | |
| | DSL Red Sox1 | .267 | 25 | 90 | 11 | 24 | 4 | 3 | 2 | 12 | 0 | 1 | 3 | 7 | 18 | 2 | 3 | 1 |
| 2017 | GCL Red Sox | .250 | 9 | 36 | 3 | 9 | 2 | 0 | 0 | 4 | 0 | 1 | 1 | 4 | 6 | 0 | 0 | 0 |
| | Lowell | .235 | 45 | 166 | 17 | 39 | 9 | 1 | 4 | 28 | 0 | 0 | 3 | 8 | 50 | 1 | 0 | 1 |
| Minor League Totals | | .256 | 163 | 616 | 74 | 157 | 31 | 8 | 9 | 81 | 0 | 2 | 15 | 38 | 155 | 13 | 9 | 7 |

CARBER, Andrew Robert

RHP

HT: 6-9; **WT:** 232; **BATS:** Right; **THROWS:** Right; **BORN:** 7/16/1995 in Abington, PA; **RESIDES:** Blue Bell, PA; **SIGNED BY:** Stephen Hargett; **ACQUIRED:** Red Sox 30th pick (30th round, 911th overall) in the 2017 June Draft.

2017: Made 4 appearances (1 start) with the GCL Red Sox...**PERSONAL:** Played baseball at Hartford Community College (2016) and Chipola College (2017)...Graduated from Upper Dublin (PA) High School.

| YEAR | CLUB | W-L | ERA | G | GS | CG | SHO | SV | IP | H | R | ER | HR | HB | BB | SO | WP | BK |
|------|-------------|-----|-------|---|----|----|-----|----|-----|---|---|----|----|----|----|----|----|----|
| 2017 | GCL Red Sox | 0-0 | 22.50 | 4 | 1 | 0 | 0 | 0 | 2.0 | 0 | 6 | 5 | 0 | 4 | 6 | 1 | 3 | 0 |

CASTELLANOS, Pedro Fernando

1B/OF

HT: 6-3; **WT:** 195; **BATS:** Right; **THROWS:** Right; **BORN:** 12/11/1997 in Carora, Lara, VZ; **RESIDES:** Carora, Lara, VZ; **SIGNED BY:** Rolando Pino and Ernesto Gomez; **ACQUIRED:** Signed as an international free agent, 7/2/2015.

2017: Combined with the GCL Red Sox (52 G) and Single-A Greenville (2 G) to hit .338 (66-for-195) with 15 2B, 3B, 2 HR, and 31 RBI...Batted .391 (25-for-64) vs. LHP...Ranked among GCL leaders in hits (2nd, 63), doubles (5th, 14), TB (3rd, 85), and PA/SO ratio (4th, 13.87)...Led the GCL Red Sox in AVG (.339), SLG (.457), OPS (.842), games, hits, RBI (30), and TB...Drove in 4 runs on a career-high-tying 4 hits in a 10-5 win over the GCL Twins on 7/7...In 12 games from 7/25-8/8, hit .488 (20-for-41)...**2016:** Named Red Sox Minor League Latin Program Player of the Year...Made pro debut with the DSL Red Sox2, ranking 1st in the league in 2B (23), 2nd in XBH (30), 4th in RBI (47) and TB (117), and 5th in SLG (.496)...Also ranked 1st on the team in AVG (.326), HR (3), RBI, SLG, and OPS (.890)...Played 1B (37 G), RF (20 G), LF (2 G), and 3B (2 G).

| YEAR | CLUB | AVG | G | AB | R | H | 2B | 3B | HR | RBI | SH | SF | HP | BB | SO | SB | CS | E |
|----------------------------|--------------|-------------|------------|------------|-----------|------------|-----------|----------|----------|-----------|----------|----------|-----------|-----------|-----------|----------|----------|-----------|
| 2016 | DSL Red Sox2 | .326 | 62 | 236 | 28 | 77 | 23 | 4 | 3 | 47 | 0 | 1 | 7 | 20 | 25 | 2 | 5 | 6 |
| 2017 | GCL Red Sox | .339 | 52 | 186 | 27 | 63 | 14 | 1 | 2 | 30 | 0 | 5 | 7 | 10 | 15 | 0 | 0 | 6 |
| | Greenville | .333 | 2 | 9 | 1 | 3 | 1 | 0 | 0 | 1 | 0 | 0 | 0 | 0 | 2 | 0 | 0 | 0 |
| Minor League Totals | | .332 | 116 | 431 | 56 | 143 | 38 | 5 | 5 | 78 | 0 | 6 | 14 | 30 | 42 | 2 | 5 | 12 |

CASTILLO, Rusney - See Page 88

OF

Player Development

Minor League Players, Continued

CEDROLA, Lorenzo Carmine

OF

HT: 5-11; **WT:** 170; **BATS:** Right; **THROWS:** Right; **BORN:** 1/12/1998 in Caracas, Distrito Capital, VZ; **RESIDES:** Guatire, Miranda, VZ; **SIGNED BY:** Alex Requena and Eddie Romero; **ACQUIRED:** Signed as an international free agent, 2/7/2015.

2017: Entered the season ranked by *Baseball America* as the Red Sox' No. 24 prospect...Named a South Atlantic League mid-season All-Star...Recorded 6 OF assists...Ranked 3rd among Red Sox minor leaguers and 6th in the SAL in AVG (.285, 101-for-354)...Hit .347 (34-for-98) vs. LHP...Named Red Sox Minor League Base Runner of the Month for April...Batted .322 (29-for-90) in 24 May games...Hit safely in 12 consecutive games from 5/24-6/3 (.383 AVG, 18-for-47)...Hit a 2-run HR in a 2-0 win over Charleston on 7/30...Batted .305 (47-for-154) in the season's 2nd half (37 G)...**2016:** Led the GCL in hits (62) and doubles (14)...Also led the GCL Red Sox with 9 SB...Did not commit a single error (125 TC)...Named Red Sox Minor League Defensive Player of the Month for August/September...**2015:** Named Red Sox Latin Program Player of the Year in his pro debut...Led the team in OBP (.420) and ranked 2nd in AVG (.321)...Named Red Sox Minor League Base Runner of the Month for June.

| YEAR | CLUB | AVG | G | AB | R | H | 2B | 3B | HR | RBI | SH | SF | HP | BB | SO | SB | CS | E |
|----------------------------|--------------|-------------|------------|------------|------------|------------|-----------|-----------|----------|-----------|----------|----------|-----------|-----------|------------|-----------|-----------|----------|
| 2015 | DSL Red Sox2 | .321 | 67 | 265 | 61 | 85 | 8 | 7 | 1 | 31 | 0 | 1 | 23 | 23 | 33 | 27 | 7 | 1 |
| 2016 | GCL Red Sox | .290 | 53 | 214 | 33 | 62 | 14 | 1 | 2 | 21 | 1 | 2 | 10 | 11 | 28 | 9 | 4 | 0 |
| 2017 | Greenville | .285 | 92 | 354 | 47 | 101 | 18 | 3 | 4 | 34 | 3 | 2 | 9 | 11 | 48 | 19 | 7 | 3 |
| Minor League Totals | | .298 | 212 | 833 | 141 | 248 | 40 | 11 | 7 | 86 | 4 | 5 | 42 | 45 | 109 | 55 | 18 | 4 |

CHATHAM, Connor James (CJ)

SS

HT: 6-4; **WT:** 185; **BATS:** Right; **THROWS:** Right; **BORN:** 12/22/1994 in Ft. Lauderdale, FL; **RESIDES:** Ft. Lauderdale, FL; **SIGNED BY:** Willie Romay; **ACQUIRED:** Red Sox 2nd pick (2nd round, 51st overall) in the 2016 June Draft.

Enters the 2018 season ranked by *Baseball America* as the Red Sox' No. 26 prospect...**2017:** Missed a majority of the season on the disabled list...Began the season on the DL, returning on 5/19 and going 1-for-3 with 2 RBI vs. Asheville...Returned to the DL the next day and appeared in only 6 rehab games with the GCL Red Sox for the rest of the season...In his final appearance on 7/17 at the GCL Orioles, went 2-for-2 with a HR and 3 RBI...**2016:** Following the season, ranked by *Baseball America* as the No. 13 prospect in the New York-Penn League...**PERSONAL:** Is the highest-drafted player in Florida Atlantic University history...Was named a 2016 Louisville Slugger First-Team All-American and the Conference USA Player of the Year as a junior...Selected as the Conference USA Defensive Player of the Year and to the First Team All-Conference USA following his junior campaign...Was a semifinalist for the Brooks Wallace Award, given annually to the best collegiate shortstop...Also named a semifinalist for USA Baseball's Golden Spikes Award, awarded to the best amateur baseball player of the year.

| YEAR | CLUB | AVG | G | AB | R | H | 2B | 3B | HR | RBI | SH | SF | HP | BB | SO | SB | CS | E |
|----------------------------|-------------|-------------|-----------|------------|-----------|-----------|----------|----------|----------|-----------|----------|----------|----------|-----------|-----------|----------|----------|----------|
| 2016 | GCL Red Sox | .167 | 8 | 24 | 2 | 4 | 2 | 0 | 1 | 2 | 0 | 0 | 1 | 0 | 7 | 0 | 0 | 0 |
| | Lowell | .259 | 27 | 108 | 19 | 28 | 4 | 1 | 4 | 19 | 2 | 1 | 2 | 8 | 20 | 0 | 1 | 2 |
| 2017 | Greenville | .333 | 1 | 3 | 0 | 1 | 0 | 0 | 0 | 2 | 0 | 0 | 0 | 0 | 0 | 0 | 1 | 0 |
| | GCL Red Sox | .313 | 6 | 16 | 5 | 5 | 0 | 0 | 1 | 3 | 0 | 0 | 0 | 2 | 1 | 0 | 0 | 0 |
| Minor League Totals | | .252 | 42 | 151 | 26 | 38 | 6 | 1 | 6 | 26 | 2 | 1 | 3 | 10 | 28 | 0 | 1 | 2 |

CHAVIS, Michael Scott - See Page 91

3B/1B

COLON, Andre Felipe

INF

HT: 6-0; **WT:** 180; **BATS:** Right; **THROWS:** Right; **BORN:** 2/12/1999 in Ponce, PR; **RESIDES:** Coamo, PR; **SIGNED BY:** Edgar Perez; **ACQUIRED:** Red Sox 11th pick (11th round, 341st overall) in the 2017 June Draft.

2017: Made 27 starts at SS for the GCL Red Sox...Led the GCL in HBP (14)...Hit .308 (8-for-26) vs. LHP...Batted .300 (12-for-40) in 13 July games...**PERSONAL:** Attended Washburn Baseball Academy and High School.

| YEAR | CLUB | AVG | G | AB | R | H | 2B | 3B | HR | RBI | SH | SF | HP | BB | SO | SB | CS | E |
|------|-------------|------|----|----|----|----|----|----|----|-----|----|----|----|----|----|----|----|---|
| 2017 | GCL Red Sox | .263 | 34 | 99 | 14 | 26 | 4 | 0 | 0 | 10 | 0 | 1 | 14 | 14 | 22 | 1 | 2 | 7 |

CONDE, Eduard Jesus

C/INF

HT: 5-9; **WT:** 155; **BATS:** Left; **THROWS:** Right; **BORN:** 2/13/1998 in Valencia, Carabobo, VZ; **RESIDES:** San Diego, Carabobo, VZ; **SIGNED BY:** Eddie Romero and Wilder Lobo; **ACQUIRED:** Signed as an international free agent, 7/2/2014.

2017: Hit .366 (15-for-41) in 11 July games...Recorded a hit in 8 straight games from 7/1-17 (.375/12-for-32)...Doubled in 5 consecutive contests from 7/6-13...Transferred to the GCL Red Sox on 7/21...Caught 32 games (30 starts)...**2016:** Hit safely in 13 straight games from 7/4-23 (.353/18-for-51).

| YEAR | CLUB | AVG | G | AB | R | H | 2B | 3B | HR | RBI | SH | SF | HP | BB | SO | SB | CS | E |
|----------------------------|--------------|-------------|------------|------------|-----------|------------|-----------|----------|----------|-----------|----------|----------|----------|-----------|-----------|-----------|----------|-----------|
| 2015 | DSL Red Sox1 | .211 | 59 | 190 | 13 | 40 | 5 | 2 | 0 | 19 | 3 | 2 | 2 | 20 | 43 | 5 | 4 | 8 |
| 2016 | DSL Red Sox2 | .273 | 51 | 187 | 17 | 51 | 9 | 2 | 1 | 33 | 1 | 4 | 3 | 12 | 27 | 5 | 5 | 10 |
| 2017 | DSL Red Sox | .241 | 23 | 79 | 16 | 19 | 6 | 1 | 2 | 14 | 1 | 1 | 3 | 5 | 16 | 2 | 0 | 3 |
| | GCL Red Sox | .207 | 10 | 29 | 4 | 6 | 2 | 0 | 0 | 4 | 1 | 0 | 0 | 2 | 5 | 0 | 0 | 1 |
| Minor League Totals | | .239 | 143 | 485 | 50 | 116 | 22 | 5 | 3 | 70 | 6 | 7 | 8 | 39 | 91 | 12 | 9 | 22 |

COONEY, Harrison Thomson

RHP

HT: 6-2; **WT:** 210; **BATS:** Right; **THROWS:** Right; **BORN:** 3/23/1992 in Cincinnati, OH; **RESIDES:** Vero Beach, FL; **SIGNED BY:** Ralph Reyes (Angels); **ACQUIRED:** Selected in the Triple-A phase of the Rule 5 Draft, 12/8/2016.

2017: Combined with Short-A Lowell (1 G), Single-A Greenville (8 G), and High-A Salem (8 G) to post a 5.97 ERA (19 ER/28.2 IP) in 17 appearances, all in relief...Began the season on the disabled list...Made a rehab appearance with Lowell on 6/19 before being reinstated on 6/22...Posted a 2.16 ERA (2 ER/8.1 IP) over 5 appearances in July...Transferred to Salem on 8/1...Tossed 10.1 scoreless frames from 7/30-8/16...**2016:** Made 2 appearances for LAA's High-A Inland Empire before undergoing Tommy John surgery...Selected by BOS in the Rule 5 Draft on 12/8...**2015:** Led High-A Inland Empire with 136.1

Minor League Players, Continued

IP...Following the season, made 9 appearances for Mesa in the Arizona Fall League...**2014:** Led Single-A Burlington with 22 starts, 9 wins, a 2.65 ERA, and 129.0 IP...Named a Midwest League mid-season All-Star...Threw the Bees' only complete game, an 8-50, shutout win on 5/30 at Peoria (6 H, 0 BB), earning him Midwest League Pitcher of the Week honors on 6/2.

| YEAR | CLUB | W-L | ERA | G | GS | CG | SHO | SV | IP | H | R | ER | HR | HB | BB | SO | WP | BK |
|----------------------------|---------------|--------------|-------------|-----------|-----------|----------|----------|----------|--------------|------------|------------|------------|-----------|-----------|------------|------------|-----------|----------|
| 2013 | Orem | 1-2 | 5.10 | 14 | 0 | 0 | 0 | 2 | 30.0 | 28 | 20 | 17 | 1 | 6 | 11 | 18 | 7 | 0 |
| 2014 | Burlington | 9-8 | 2.65 | 25 | 22 | 1 | 1 | 1 | 129.0 | 108 | 50 | 38 | 5 | 11 | 51 | 91 | 9 | 0 |
| 2015 | Inland Empire | 1-15 | 6.54 | 28 | 23 | 0 | 0 | 0 | 136.1 | 171 | 109 | 99 | 11 | 25 | 57 | 104 | 16 | 0 |
| | Arkansas | 0-1 | 9.00 | 1 | 1 | 0 | 0 | 0 | 4.0 | 7 | 6 | 4 | 0 | 0 | 2 | 0 | 1 | 0 |
| 2016 | Inland Empire | 0-0 | 21.60 | 2 | 0 | 0 | 0 | 0 | 1.2 | 1 | 5 | 4 | 0 | 1 | 5 | 2 | 3 | 0 |
| 2017 | Lowell | 0-0 | 13.50 | 1 | 0 | 0 | 0 | 0 | 2.0 | 2 | 3 | 3 | 0 | 1 | 0 | 4 | 0 | 0 |
| | Greenville | 1-2 | 6.59 | 8 | 0 | 0 | 0 | 0 | 13.2 | 15 | 14 | 10 | 2 | 2 | 10 | 19 | 6 | 0 |
| | Salem | 0-2 | 4.15 | 8 | 0 | 0 | 0 | 0 | 13.0 | 15 | 7 | 6 | 1 | 3 | 13 | 10 | 4 | 1 |
| Minor League Totals | | 12-30 | 4.94 | 87 | 46 | 1 | 1 | 3 | 329.2 | 347 | 214 | 181 | 20 | 49 | 149 | 248 | 46 | 1 |

COSART, Jake Edward

RHP

HT: 6-2; **WT:** 175; **BATS:** Right; **THROWS:** Right; **BORN:** 2/11/1994 in Houston, TX; **RESIDES:** Friendswood, TX; **SIGNED BY:** Tom Kotchman; **ACQUIRED:** Red Sox 4th pick (3rd round, 103rd overall) in the 2014 June Draft.

2017: Entered the 2017 season ranked by *Baseball America* as the Red Sox' No. 16 prospect...Led Double-A Portland with a career-high 38 appearances...Finished 15 games...Held opponents to a .163 AVG (18-for-172), including a .123/.304/.198 line for RHH (13-for-106, 1 HR)...Opponents were 1-for-25 (.040) with RISP and 2 outs...Held teams scoreless in 27 of his 38 appearances...In 17 games from 6/29 through the end of the season, went 3-0 with a 1.08 ERA (3 ER/25.0 IP)...Allowed 0 hits in 7 of those 17 appearances...Threw 10.2 scoreless frames from 6/29-7/23...**2016:** Named a South Atlantic League mid-season All-Star...Held opponents to a .028 AVG with 2 outs and RISP (1-for-36)...**PERSONAL:** Spent 1 season as a redshirt freshman at Duke University before transferring to Seminole State University...Attended Clear Creek (TX) High School...His brother, Jarred, was selected by PHI in the 38th round of the 2008 June Draft and pitched in the Padres system in 2017.

| YEAR | CLUB | W-L | ERA | G | GS | CG | SHO | SV | IP | H | R | ER | HR | HB | BB | SO | WP | BK |
|----------------------------|-------------|-------------|-------------|-----------|-----------|----------|----------|----------|--------------|------------|-----------|-----------|-----------|-----------|------------|------------|-----------|----------|
| 2014 | GCL Red Sox | 0-1 | 2.25 | 7 | 7 | 0 | 0 | 0 | 16.0 | 7 | 7 | 4 | 0 | 2 | 11 | 16 | 1 | 0 |
| 2015 | Lowell | 2-2 | 5.45 | 9 | 9 | 0 | 0 | 0 | 33.0 | 26 | 20 | 20 | 3 | 3 | 20 | 17 | 12 | 0 |
| 2016 | Greenville | 4-1 | 2.05 | 29 | 0 | 0 | 0 | 2 | 52.2 | 36 | 13 | 12 | 2 | 1 | 25 | 76 | 8 | 0 |
| | Salem | 0-0 | 1.00 | 8 | 0 | 0 | 0 | 0 | 18.0 | 7 | 2 | 2 | 0 | 1 | 11 | 28 | 6 | 0 |
| 2017 | Portland | 5-2 | 3.10 | 38 | 0 | 0 | 0 | 2 | 49.1 | 28 | 23 | 17 | 5 | 5 | 41 | 52 | 6 | 0 |
| Minor League Totals | | 11-6 | 2.93 | 91 | 16 | 0 | 0 | 4 | 169.0 | 104 | 65 | 55 | 10 | 12 | 108 | 199 | 33 | 0 |

CRAWFORD, Kutter Martin

RHP

HT: 6-1; **WT:** 200; **BATS:** Right; **THROWS:** Right; **BORN:** 4/1/1996 in Stuart, FL; **RESIDES:** Okeechobee, FL; **SIGNED BY:** Willie Romy; **ACQUIRED:** Red Sox 16th pick (16th round, 491st overall) in the 2017 June Draft.

2017: Made his professional debut for Short-A Lowell with 1.0 scoreless inning in a 4-2 loss vs. Aberdeen on 7/4...**PERSONAL:** Played baseball at Indian River State College (2015-16) and Florida Gulf Coast University (2017)...Selected to the All-Atlantic Sun Conference First Team in 2017...Ranked 8th in the NCAA with a 1.71 ERA (2nd lowest in school single-season history)...His 99 SO were the most by any FGCU pitcher since Chris Sale (104 in 2009 and 146 in 2010)...Held opponents to a team-best .194 AVG, the 3rd-best mark in FGCU single-season history...Graduated from Okeechobee (FL) High School.

| YEAR | CLUB | W-L | ERA | G | GS | CG | SHO | SV | IP | H | R | ER | HR | HB | BB | SO | WP | BK |
|------|--------|-----|------|---|----|----|-----|----|-----|---|---|----|----|----|----|----|----|----|
| 2017 | Lowell | 0-0 | 0.00 | 1 | 1 | 0 | 0 | 0 | 1.0 | 1 | 0 | 0 | 0 | 0 | 1 | 2 | 0 | 0 |

CUBILLAN, Ricardo Higinio Hilario

INF

HT: 6-0; **WT:** 155; **BATS:** Right; **THROWS:** Right; **BORN:** 2/1/1998 in Turmero, Aragua, VZ; **RESIDES:** Turmero, Aragua, VZ; **SIGNED BY:** Rolando Pino and Alex Requena; **ACQUIRED:** Signed as an international free agent, 8/29/2014.

2017: Started 19 games at SS, 6 at 3B, and 3 at 2B for the GCL Red Sox...Batted .324 (11-for-34) vs. LHP...Drove in a career-high 4 runs on 8/1 vs. the GCL Orioles...**2016:** Started 34 games at SS, 7 at 2B, and 5 at 3B...Tied for the DSL Red Sox 1 lead with 40 runs...Walked 4 times and stole 5 bases on 7/11 vs. the DSL Dodgers 2.

| YEAR | CLUB | AVG | G | AB | R | H | 2B | 3B | HR | RBI | SH | SF | HP | BB | SO | SB | CS | E |
|----------------------------|--------------|-------------|-----------|------------|-----------|-----------|----------|----------|----------|-----------|----------|----------|----------|-----------|-----------|-----------|----------|-----------|
| 2016 | DSL Red Sox1 | .231 | 50 | 160 | 40 | 37 | 6 | 2 | 0 | 17 | 3 | 2 | 0 | 38 | 21 | 13 | 3 | 11 |
| | GCL Red Sox | .000 | 2 | 6 | 2 | 0 | 0 | 0 | 0 | 1 | 0 | 0 | 0 | 2 | 2 | 0 | 0 | 1 |
| 2017 | GCL Red Sox | .271 | 34 | 96 | 21 | 26 | 0 | 0 | 0 | 11 | 4 | 0 | 0 | 30 | 20 | 6 | 1 | 7 |
| Minor League Totals | | .240 | 86 | 262 | 63 | 63 | 6 | 2 | 0 | 29 | 7 | 3 | 2 | 70 | 43 | 19 | 4 | 19 |

CUEVAS, William Enrique

RHP

HT: 6-1; **WT:** 160; **BATS:** Right; **THROWS:** Right; **BORN:** 10/14/1990 in Caracas, VZ; **RESIDES:** Turmero, Aragua, VZ; **SIGNED BY:** Craig Shipley and Fernando Veracierto; **ACQUIRED:** Signed as a minor league free agent, 12/20/2017.

Originally signed by BOS as an international free agent on 7/2/08...**2017:** Pitched in the DET and MIA organizations after spending his first 8 seasons in the BOS system...Earned an invitation to ML Spring Training camp with the Tigers...Earned the win for DET's Triple-A Toledo affiliate in his season debut on 4/10 at Louisville, tossing 6.0 shutout innings...Selected to the ML roster on 4/14 and made his Tigers debut in relief that day at CLE (0.1 IP, 4 R)...Optioned to Toledo on 4/15 and made 8 more starts for the team...Designated for assignment on 5/27 and outrighted to Toledo on 5/31...Elected free agency and signed with MIA on 6/5...Made 15 appearances (11 starts) for Triple-A New Orleans the rest of the season...**2016:** Made 3 appearances for BOS in 3 ML stints, 2 of which were scoreless...Selected to the ML roster on 4/20 and made his debut on 4/21 vs. TB (2.1 IP, 2 R)...Also pitched at TEX on 6/25 (1.2, H) and 6/26 (1.0 IP, H)...Designated for assignment on 9/2 and outrighted to Triple-A Pawtucket on 9/4...Went 6-0 with a 2.08 ERA (14 ER/60.2 IP) and 58 SO while playing for Tiburones de la Guaira in the Venezuelan Winter League...Prior to the season, pitched for Colombia in the World Baseball Classic Qualifier on 3/17

Minor League Players, Continued

vs. Spain (4.0 IP, H, 0 R)...Signed by DET as a minor league free agent on 11/17/16...**2015:** Combined with Double-A Portland (19 GS) and Triple-A Pawtucket (7 GS) to go 11-7 with a 3.17 ERA (48 ER/136.1 IP), a .222 opponent AVG (113-for-510), and 8.5 SO/9.0 IP...Named Portland's Pitcher of the Year...Tabbed an Eastern League mid-season All-Star...Ranked among Red Sox organization leaders in wins (T-1st), SO (2nd, 128), and ERA (4th)...Recorded a perfect 1st inning as the starting pitcher in the Eastern League All-Star Game on 7/15 at Portland's Hadlock Field...Following the season, pitched for La Guaira of the Venezuelan Winter League...**2014:** With High-A Salem, posted a 3.61 ERA (19 ER/47.1 IP) in 14 games as a reliever compared to a 5.77 ERA (31 ER/48.1 IP) in 10 starts...Missed time on the disabled list from 8/4-22 (right forearm strain)...Made 1 relief appearance for Salem in the postseason (2 R in 3.1 IP)...After the season, pitched for La Guaira of the Venezuelan Winter League (2.2 IP)...**2013:** Matched High-A Salem's team lead in starts (26) and ranked T-2nd in wins (8)...Won Game 3 vs. Potomac to clinch the Mills Cup Championship (6.0 IP, 3 R, 2 ER)...**2012:** Spent the season at Short-A Lowell, leading the club and placing among New York-Penn League leaders in ERA (2nd, 1.40), wins (T-1st, 8) and SO (3rd, 72)...Named Red Sox Minor League Pitcher of the Month for July.

| YEAR | CLUB | W-L | ERA | G | GS | CG | SHO | SV | IP | H | R | ER | HR | HB | BB | SO | WP | BK |
|------|----------------------------|--------------|--------------|------------|------------|----------|----------|----------|--------------|------------|------------|------------|-----------|-----------|------------|------------|-----------|----------|
| 2009 | DSL Red Sox | 4-1 | 3.17 | 18 | 0 | 0 | 0 | 3 | 48.1 | 44 | 19 | 17 | 1 | 4 | 11 | 36 | 3 | 0 |
| 2010 | DSL Red Sox | 2-4 | 3.11 | 14 | 6 | 0 | 1 | 55.0 | 54 | 22 | 19 | 0 | 2 | 12 | 38 | 7 | 0 | |
| 2011 | DSL Red Sox | 1-0 | 0.00 | 3 | 0 | 0 | 0 | 10.2 | 8 | 3 | 0 | 0 | 0 | 1 | 12 | 2 | 0 | |
| | GCL Red Sox | 2-1 | 2.79 | 11 | 2 | 0 | 0 | 1 | 38.2 | 32 | 16 | 12 | 2 | 1 | 9 | 25 | 8 | 0 |
| 2012 | Lowell | 8-2 | 1.40 | 15 | 6 | 0 | 0 | 77.1 | 55 | 12 | 12 | 4 | 0 | 15 | 72 | 3 | 1 | |
| 2013 | Salem | 8-9 | 5.05 | 26 | 26 | 1 | 0 | 135.1 | 139 | 82 | 76 | 13 | 4 | 40 | 109 | 12 | 1 | |
| 2014 | Salem | 2-6 | 4.70 | 24 | 10 | 0 | 0 | 1 | 95.2 | 92 | 57 | 50 | 7 | 9 | 32 | 80 | 9 | 1 |
| 2015 | Portland | 8-5 | 3.40 | 19 | 19 | 0 | 0 | 0 | 95.1 | 84 | 43 | 36 | 4 | 3 | 41 | 91 | 9 | 0 |
| | Pawtucket | 3-2 | 2.63 | 7 | 7 | 0 | 0 | 0 | 41.0 | 29 | 12 | 12 | 3 | 1 | 14 | 37 | 1 | 0 |
| 2016 | BOSTON | 0-1 | 3.60 | 3 | 0 | 0 | 0 | 0 | 5.0 | 5 | 2 | 2 | 0 | 0 | 6 | 3 | 0 | 0 |
| | Pawtucket | 6-8 | 4.19 | 25 | 18 | 1 | 0 | 0 | 131.0 | 134 | 71 | 61 | 18 | 5 | 45 | 85 | 4 | 0 |
| 2017 | DETROIT | 0-0 | 108.00 | 1 | 0 | 0 | 0 | 0 | 0.1 | 3 | 4 | 4 | 0 | 1 | 0 | 1 | 0 | 0 |
| | Toledo | 2-4 | 4.06 | 9 | 9 | 0 | 0 | 0 | 44.1 | 50 | 26 | 20 | 5 | 2 | 12 | 34 | 1 | 0 |
| | New Orleans | 2-7 | 5.43 | 15 | 11 | 0 | 0 | 0 | 59.2 | 48 | 36 | 36 | 6 | 2 | 31 | 47 | 0 | 0 |
| | Minor League Totals | 48-49 | 3.80 | 186 | 114 | 2 | 0 | 6 | 832.1 | 769 | 399 | 351 | 63 | 34 | 263 | 666 | 59 | 3 |
| | Major League Totals | 0-1 | 10.13 | 4 | 0 | 0 | 0 | 0 | 5.1 | 8 | 6 | 6 | 0 | 1 | 6 | 4 | 0 | 0 |

DALBEC, Robert Vernon (Bobby)

3B

HT: 6-4; **WT:** 225; **BATS:** Right; **THROWS:** Right; **BORN:** 6/29/1995 in Seattle, WA; **RESIDES:** Parker, CO; **SIGNED BY:** Vaughn Williams; **ACQUIRED:** Red Sox 4th pick (4th round, 148th overall) in the 2016 June Draft.

Enters the 2018 season ranked by *Baseball America* as the Red Sox' No. 16 prospect, as well as having the best infield arm in the Sox' minor league system...**2017:** Entered the season ranked by *Baseball America* as the Red Sox' No. 5 prospect, as well as the best power hitter among BOS minor leaguers...Combined with Single-A Greenville (78 G) and the GCL Red Sox (7 G) to hit .248 (77-for-311) with 13 HR...On the 7-day DL from 5/11-7/11...Hit a go-ahead grand slam in a 7-4 win vs. Hickory on 7/15...**2016:** Named a Short-Season All-Star by *Baseball America* after the season...Also rated as the best power hitter in the Sox organization...From 8/14 on, led Short-A players in hits (tied, 33), XBH (15), AVG (.446), SLG (.811), OPS (1.279), total bases (60), and RBI (21)...Named Red Sox Minor League Hitter of the Month for August/September...Named NYPL Player of the Week from 8/15-21 and 8/22-28...**PERSONAL:** Batted .282 with 24 HR and 123 RBI in 174 games during his 3 seasons at the University of Arizona...Also posted a 2.65 ERA (59 ER/200.1 IP) with 96 SO in 72 appearances (15 starts)...Helped the Wildcats to the final game of the 2016 NCAA Tournament, allowing just 2 ER in 20.2 IP (1.31 ERA) over 3 games (2 GS)...Was selected to Team USA in 2015...With Orleans in 2015, hit a Cape Cod League-leading 12 HR in 27 games...Graduated from Legend (CO) High School.

| YEAR | CLUB | AVG | G | AB | R | H | 2B | 3B | HR | RBI | SH | SF | HP | BB | SO | SB | CS | E |
|------|----------------------------|-------------|------------|------------|-----------|------------|-----------|----------|-----------|-----------|----------|----------|----------|-----------|------------|----------|----------|-----------|
| 2016 | Lowell | .386 | 34 | 132 | 25 | 51 | 13 | 2 | 7 | 33 | 0 | 1 | 1 | 9 | 33 | 2 | 2 | 7 |
| 2017 | Greenville | .246 | 78 | 284 | 48 | 70 | 15 | 0 | 13 | 39 | 1 | 1 | 7 | 36 | 123 | 4 | 5 | 11 |
| | GCL Red Sox | .259 | 7 | 27 | 3 | 7 | 1 | 0 | 0 | 2 | 0 | 0 | 0 | 5 | 9 | 1 | 0 | 0 |
| | Minor League Totals | .289 | 119 | 443 | 76 | 128 | 29 | 2 | 20 | 74 | 1 | 2 | 8 | 50 | 165 | 7 | 7 | 18 |

DE JESUS, Enmanuel Jose

LHP

HT: 6-3; **WT:** 190; **BATS:** Left; **THROWS:** Left; **BORN:** 12/10/1996 in Valencia, Carabobo, VZ; **RESIDES:** Valencia, Carabobo, VZ; **SIGNED BY:** Eddie Romero and Angel Escobar; **ACQUIRED:** Signed as an international free agent, 7/2/2013.

2017: Went 3-4 with a 3.90 ERA (28 ER/64.2 IP) between Short-A Lowell (12 GS) and Single-A Greenville (2 GS)...Allowed 2 ER or fewer in at least 5.0 IP in 7 of his 14 starts...Posted a 2.22 ERA (7 ER/28.1 IP) over 6 July starts...Gave up only 2 ER in 16.1 IP over a 3-start span from 7/20-31 (1.10 ERA)...Struck out a season-high 8 batters over 5.0 IP in a 3-1 win over Tri-City on 7/20...Transferred to Greenville on 8/25 and fanned 7 batters over 6.2 IP in his debut with the club on 8/27...Following the season, made 4 relief appearances for Magallanes in the Venezuelan Winter League (2.0 IP, H, R)...**2015:** Tied for 2nd in the GCL with 6 wins...Earned the win in relief against the GCL Cardinals in the league's postseason semifinals on 8/30 (4.1 IP).

| YEAR | CLUB | W-L | ERA | G | GS | CG | SHO | SV | IP | H | R | ER | HR | HB | BB | SO | WP | BK |
|------|----------------------------|--------------|-------------|-----------|-----------|----------|----------|----------|--------------|------------|------------|-----------|-----------|-----------|-----------|------------|-----------|----------|
| 2014 | DSL Red Sox | 5-5 | 3.15 | 14 | 14 | 0 | 0 | 0 | 60.0 | 55 | 28 | 21 | 2 | 7 | 18 | 55 | 8 | 1 |
| 2015 | GCL Red Sox | 6-2 | 1.66 | 10 | 4 | 0 | 0 | 0 | 43.1 | 34 | 11 | 8 | 2 | 5 | 9 | 29 | 4 | 0 |
| | Lowell | 0-0 | 2.70 | 1 | 0 | 0 | 0 | 0 | 3.1 | 1 | 2 | 1 | 0 | 1 | 1 | 2 | 0 | 0 |
| 2016 | Lowell | 2-1 | 2.42 | 4 | 4 | 0 | 0 | 0 | 22.1 | 16 | 7 | 6 | 0 | 1 | 11 | 16 | 1 | 1 |
| | Greenville | 2-4 | 5.96 | 10 | 10 | 0 | 0 | 0 | 45.1 | 56 | 33 | 30 | 8 | 1 | 20 | 30 | 2 | 0 |
| 2017 | Lowell | 3-3 | 3.40 | 12 | 12 | 0 | 0 | 0 | 53.0 | 62 | 27 | 20 | 2 | 2 | 20 | 45 | 4 | 2 |
| | Greenville | 0-1 | 6.17 | 2 | 2 | 0 | 0 | 0 | 11.2 | 16 | 8 | 8 | 0 | 3 | 0 | 10 | 0 | 0 |
| | Minor League Totals | 18-16 | 3.54 | 53 | 46 | 0 | 0 | 0 | 239.0 | 240 | 116 | 94 | 14 | 20 | 79 | 187 | 19 | 4 |

DE JESÚS, Iván - See Page 92

INF

Minor League Players, Continued

DE LA GUERRA, Chad John - See Page 94

INF

DEARDEN, Tyler

OF

HT: 6-1; **WT:** 155; **BATS:** Left; **THROWS:** Right; **BORN:** 7/6/1998 in Willingboro, NJ; **RESIDES:** Lumberton, NJ; **SIGNED BY:** Ray Fagnant; **ACQUIRED:** Red Sox 29th pick (29th round, 881st overall) in the 2017 June Draft.

2017: Batted .302 (16-for-53) in 19 August games...Hit .379 (11-for-29) with RISP...Went 4-for-4 with a 2B, HR, and 5 RBI in a 12-6 win over the GCL Rays on 8/23...**PERSONAL:** Attended Rancocas Valley Regional (NJ) High School.

| YEAR | CLUB | AVG | G | AB | R | H | 2B | 3B | HR | RBI | SH | SF | HP | BB | SO | SB | CS | E |
|------|-------------|------|----|----|---|----|----|----|----|-----|----|----|----|----|----|----|----|---|
| 2017 | GCL Red Sox | .257 | 28 | 74 | 9 | 19 | 5 | 0 | 2 | 15 | 1 | 0 | 5 | 14 | 28 | 1 | 1 | 1 |

DIAZ, Jhonathan Alexander

LHP

HT: 6-0; **WT:** 170; **BATS:** Left; **THROWS:** Left; **BORN:** 9/13/1996 in Valencia, Carabobo, VZ; **RESIDES:** Valencia, Carabobo, VZ; **SIGNED BY:** Eddie Romero and Angel Escobar; **ACQUIRED:** Signed as an international free agent, 7/2/2013.

2017: Allowed only 4 HR (0.41 HR/9.0 IP)...Ranked among Single-A Greenville leaders in wins (3rd, 6) and starts (2nd, 18)...Held opponents to a .205 AVG (8-for-39) with RISP and 2 outs...Recorded a 2.03 ERA (6 ER/26.2 IP) over 5 July starts...Made 9 starts in which he allowed 2 ER or fewer in 5.0+ IP...Tossed a career-high 7.0 IP on 8/13 vs. Rome and 8/29 vs. Rome...**2016:** Ranked among GCL leaders in starts (1st, 12), SO (2nd, 57), and innings (2nd, 60.0)...Also ranked among GCL starters in opponent AVG (4th, .231) and SO/9.0 IP (3rd, 8.37)...**2015:** Missed entire season on the disabled list, recovering from right knee surgery.

| YEAR | CLUB | W-L | ERA | G | GS | CG | SHO | SV | IP | H | R | ER | HR | HB | BB | SO | WP | BK |
|----------------------------|-------------|--------------|-------------|-----------|-----------|----------|----------|----------|----------------------------|------------|------------|-----------|----------|-----------|-----------|-----------|-----------|----------|
| 2014 | DSL Red Sox | 6-2 | 1.63 | 14 | 14 | 0 | 0 | 0 | 66.1 | 46 | 15 | 12 | 1 | 3 | 16 | 54 | 8 | 0 |
| 2015 | | | | | | | | | Did Not Play Due to Injury | | | | | | | | | |
| 2016 | GCL Red Sox | 4-4 | 2.85 | 13 | 12 | 0 | 0 | 0 | 60.0 | 52 | 28 | 19 | 2 | 4 | 18 | 57 | 5 | 0 |
| 2017 | Greenville | 6-6 | 4.57 | 18 | 18 | 0 | 0 | 0 | 88.2 | 101 | 57 | 45 | 4 | 8 | 28 | 80 | 4 | 0 |
| Minor League Totals | | 16-12 | 3.18 | 45 | 44 | 0 | 0 | 0 | 215.0 | 199 | 100 | 76 | 7 | 15 | 62 | 80 | 17 | 0 |

DIAZ, Jonathan Merced

C

HT: 5-11; **WT:** 170; **BATS:** Left; **THROWS:** Right; **BORN:** 7/7/1999 in Santo Domingo Centro, Santo Domingo, DR; **RESIDES:** Santo Domingo Centro, Santo Domingo, DR; **SIGNED BY:** Eddie Romero and Manny Nanita; **ACQUIRED:** Signed as an international free agent, 7/2/2017.

2017: Threw out 10 of 30 (33.3%) attempted base stealers...In his final 4 games, went 6-for-13 (.462) with 2 HR.

| YEAR | CLUB | AVG | G | AB | R | H | 2B | 3B | HR | RBI | SH | SF | HP | BB | SO | SB | CS | E |
|------|-------------|------|----|----|---|----|----|----|----|-----|----|----|----|----|----|----|----|---|
| 2017 | DSL Red Sox | .270 | 19 | 63 | 8 | 17 | 4 | 0 | 2 | 10 | 0 | 0 | 0 | 6 | 13 | 1 | 2 | 0 |

DOWNES, Jerry Darren

1B

HT: 6-2; **WT:** 215; **BATS:** Left; **THROWS:** Left; **BORN:** 12/22/1993 in San Andres, Colombia; **RESIDES:** Miami, FL; **SIGNED BY:** Willie Romay; **ACQUIRED:** Red Sox 14th pick (15th round, 441st overall) in the 2015 June Draft.

2017: Combined with Single-A Greenville (34 G) and a rehab stint with the GCL Red Sox (11 G) to hit .255 (38-for-149)...Placed on the 7-day DL on 5/19 and was reinstated on 8/4...Ended the season reaching base in 12 straight games from 8/18-9/3 (.356, 16-for-45)...**2015:** Led the GCL Red Sox in runs (23) and 2B (tied, 8)...Recorded a 9th-inning RBI single to tie Game 1 of the GCL Finals and had the only RBI in the Sox' 1-0 Game 2 win that clinched the league title...**PERSONAL:** Played for 3 seasons at St. Thomas University (FL)...Hit .349 with 9 HR and 56 RBI as a junior in 2015...Hit .360 with 2 HR in the NAIA World Series, leading the Bobcats to a runner-up finish...Graduated from St. Brendan (FL) High School.

| YEAR | CLUB | AVG | G | AB | R | H | 2B | 3B | HR | RBI | SH | SF | HP | BB | SO | SB | CS | E |
|----------------------------|-------------|-------------|------------|------------|-----------|------------|-----------|----------|-----------|-----------|----------|----------|-----------|-----------|-----------|----------|----------|-----------|
| 2015 | GCL Red Sox | .275 | 42 | 131 | 23 | 36 | 8 | 0 | 2 | 24 | 0 | 3 | 6 | 23 | 27 | 5 | 2 | 5 |
| | Greenville | .250 | 1 | 4 | 0 | 1 | 0 | 0 | 0 | 0 | 0 | 0 | 0 | 0 | 1 | 0 | 0 | 0 |
| 2016 | Lowell | .261 | 45 | 157 | 18 | 41 | 9 | 0 | 5 | 24 | 0 | 1 | 5 | 17 | 30 | 2 | 1 | 2 |
| 2017 | Greenville | .274 | 34 | 117 | 16 | 32 | 9 | 1 | 3 | 17 | 0 | 1 | 7 | 11 | 33 | 1 | 0 | 1 |
| | GCL Red Sox | .188 | 11 | 32 | 7 | 6 | 3 | 0 | 0 | 3 | 0 | 2 | 6 | 3 | 8 | 0 | 0 | 3 |
| Minor League Totals | | .263 | 133 | 441 | 64 | 116 | 29 | 1 | 10 | 68 | 0 | 7 | 24 | 54 | 99 | 8 | 3 | 11 |

DURON, Nicholas Gregory (Nick)

RHP

HT: 6-4; **WT:** 190; **BATS:** Right; **THROWS:** Right; **BORN:** 1/30/1996 in Salinas, CA; **RESIDES:** Portland, OR; **SIGNED BY:** Chris Pritchett; **ACQUIRED:** Red Sox 30th pick (31st round, 921st overall) in the 2015 June Draft.

2017: Posted a 3.35 ERA (20 ER/53.2 IP) and a .221 opponent AVG (43-for-195) over 13 appearances (12 starts) for Short-A Lowell...Posted a 2.03 ERA (7 ER/31.0 IP) in his final 7 starts (beginning 7/29), including a 1.06 ERA (2 ER/17.0 IP) in his final 4 (beginning 8/17)...Held LHH to a .205 AVG (15-for-73)...Allowed 1 hit in 5.0 scoreless innings on 8/17 at Vermont...Issued 0 BB in 5.0 IP on 8/27 at Tri-City and 9/1 at Brooklyn...Struck out 5 batters over 2.0 hitless frames in his final outing on 9/6 vs. Vermont...**2016:** Missed the entire season on the disabled list...**2015:** Named Red Sox Minor League Relief Pitcher of the Month for July...**PERSONAL:** Played for 1 season at Clark College (WA)...Graduated in 2014 from Tigard (OR) High School.

| YEAR | CLUB | W-L | ERA | G | GS | CG | SHO | SV | IP | H | R | ER | HR | HB | BB | SO | WP | BK |
|----------------------------|-------------|------------|-------------|-----------|-----------|----------|----------|----------|----------------------------|-----------|-----------|-----------|----------|----------|-----------|-----------|----------|----------|
| 2015 | GCL Red Sox | 2-1 | 1.71 | 14 | 0 | 0 | 0 | 2 | 26.1 | 20 | 5 | 5 | 1 | 1 | 5 | 28 | 0 | 1 |
| 2016 | | | | | | | | | Did Not Play Due to Injury | | | | | | | | | |
| 2017 | Lowell | 3-5 | 3.35 | 13 | 12 | 0 | 0 | 0 | 53.2 | 43 | 21 | 20 | 3 | 0 | 16 | 36 | 4 | 0 |
| Minor League Totals | | 5-6 | 2.81 | 27 | 12 | 0 | 0 | 2 | 80.0 | 63 | 26 | 25 | 4 | 1 | 21 | 64 | 4 | 1 |

Player Development

Minor League Players, Continued

ESPINAL, Santiago Roman

INF

HT: 5-10; **WT:** 175; **BATS:** Right; **THROWS:** Right; **BORN:** 11/13/1994 in Santiago, Santiago, DR; **RESIDES:** Weston, FL; **SIGNED BY:** Willie Romay; **ACQUIRED:** Red Sox 10th pick (10th round, 298th overall) in the 2016 June Draft.

2017: Made 103 starts at SS and 13 at 2B for Single-A Greenville...Ranked among South Atlantic League leaders in hits (2nd, 138) and PA/SO ratio (5th, 8.12)...Ranked among team leaders in hits (1st), games (1st, 123), 3B (T-1st, 4), AVG (2nd), runs (2nd, 64), and SB (2nd, 20)...Was batting .207 at the end of play on 6/12, but hit .337 (94-for-279) in his final 66 games (beginning 6/13)...In that stretch, led Single-A batters in hits and ranked 2nd in AVG...Hit safely in 22 of his final 23 games (beginning 8/6), going 44-for-98 (.449)...In that stretch, led all minor leaguers in AVG and ranked 2nd in hits...Ended the season with a 12-game hitting streak from 8/18-9/3 (.500, 25-for-50)...Recorded a career-high 4 hits on 8/10 vs. Rome and in back-to-back games vs. Columbia from 8/23-24...After the season, played in 5 games for Estrellas Orientales in the Dominican Winter League...**PERSONAL:** Hit .432 (70-for-162) in 43 games for Miami Dade College in 2016...Attended Lyman (FL) High School.

| YEAR | CLUB | AVG | G | AB | R | H | 2B | 3B | HR | RBI | SH | SF | HP | BB | SO | SB | CS | E |
|----------------------------|-------------|-------------|------------|------------|-----------|------------|-----------|----------|----------|-----------|----------|----------|----------|-----------|-----------|-----------|----------|-----------|
| 2016 | GCL Red Sox | .244 | 26 | 86 | 8 | 21 | 2 | 0 | 0 | 10 | 2 | 0 | 1 | 10 | 11 | 1 | 0 | 2 |
| 2017 | Greenville | .280 | 123 | 492 | 64 | 138 | 18 | 4 | 4 | 46 | 5 | 5 | 3 | 39 | 67 | 20 | 6 | 17 |
| Minor League Totals | | .275 | 149 | 578 | 72 | 159 | 20 | 4 | 4 | 56 | 7 | 5 | 4 | 49 | 78 | 21 | 6 | 19 |

ESPLIN, Tyler Daniel

OF

HT: 6-3; **WT:** 230; **BATS:** Left; **THROWS:** Right; **BORN:** 7/6/1999 in Lake Forest, IL; **RESIDES:** Lake Bluff, IL; **SIGNED BY:** Stephen Hargett; **ACQUIRED:** Red Sox 7th pick (7th round, 221st overall) in the 2017 June Draft.

Enters the 2018 season ranked by *Baseball America* as the Red Sox' No. 28 prospect...**2017:** Hit safely in each of the first 7 games of his pro career...**PERSONAL:** Hit .432 in 2017 as a senior at IMG Academy in Bradenton, FL...Also attended Lake Forest (IL) Academy.

| YEAR | CLUB | AVG | G | AB | R | H | 2B | 3B | HR | RBI | SH | SF | HP | BB | SO | SB | CS | E |
|------|-------------|------|----|----|----|----|----|----|----|-----|----|----|----|----|----|----|----|---|
| 2017 | GCL Red Sox | .271 | 22 | 85 | 16 | 23 | 4 | 0 | 2 | 11 | 0 | 0 | 2 | 7 | 26 | 1 | 0 | 0 |

FERGUSON, Andrew Kent (Andy)

RHP

HT: 6-1; **WT:** 195; **BATS:** Right; **THROWS:** Right; **BORN:** 9/2/1988 in Benton, AR; **RESIDES:** Benton, AR; **SIGNED BY:** Blake Davis (Royals); **ACQUIRED:** Selected in the Triple-A phase of the Rule 5 Draft, 12/14/2017.

2017: Spent the entire season on the disabled list, making 3 scoreless rehab appearances for the Rookie-level AZL Royals...Selected by the Red Sox in the Rule 5 Draft in December 2017...**2016:** Missed most of the season due to 2 DL stints from 4/5-8/8 and 8/17 through the end of the season...**2015:** Led all Royals farmhands with 11 wins...**2014:** Named Double-A Northwest Arkansas Pitcher of the Year and a Texas League post-season All-Star...Finished 3rd among league pitchers in WHIP (1.16), T-3rd in wins (11), and 5th in ERA (2.93)...**PERSONAL:** Selected by KC in the 18th round of the 2011 June Draft...Earned a degree in mathematics at Arkansas State University...Went 7-4 with a 3.57 ERA and 80 SO in his 2011 senior season...Graduated from Benton (AR) High School.

| YEAR | CLUB | W-L | ERA | G | GS | CG | SHO | SV | IP | H | R | ER | HR | HB | BB | SO | WP | BK |
|----------------------------|-------------|--------------|-------------|------------|-----------|----------|----------|----------|--------------|------------|------------|------------|-----------|-----------|------------|------------|-----------|----------|
| 2011 | Burlington | 0-3 | 5.45 | 20 | 0 | 0 | 0 | 1 | 36.1 | 45 | 28 | 22 | 4 | 2 | 15 | 33 | 3 | 0 |
| 2012 | Kane County | 0-1 | 1.93 | 2 | 2 | 0 | 0 | 0 | 9.1 | 10 | 4 | 2 | 0 | 0 | 5 | 7 | 2 | 0 |
| | Idaho Falls | 2-0 | 1.14 | 4 | 4 | 0 | 0 | 0 | 23.2 | 16 | 3 | 3 | 2 | 0 | 6 | 21 | 0 | 0 |
| | Wilmington | 4-2 | 2.97 | 10 | 10 | 0 | 0 | 0 | 63.2 | 64 | 21 | 21 | 5 | 3 | 9 | 59 | 1 | 0 |
| 2013 | NW Arkansas | 3-5 | 5.16 | 34 | 13 | 0 | 0 | 0 | 96.0 | 95 | 59 | 55 | 11 | 4 | 37 | 84 | 3 | 0 |
| 2014 | NW Arkansas | 11-10 | 2.93 | 25 | 23 | 2 | 1 | 0 | 147.2 | 130 | 51 | 48 | 13 | 3 | 41 | 118 | 6 | 1 |
| | Omaha | 1-1 | 6.00 | 2 | 2 | 0 | 0 | 0 | 12.0 | 12 | 8 | 8 | 5 | 0 | 3 | 6 | 0 | 0 |
| 2015 | NW Arkansas | 4-0 | 0.85 | 6 | 4 | 0 | 0 | 0 | 31.2 | 19 | 4 | 3 | 2 | 0 | 8 | 37 | 1 | 0 |
| | Omaha | 7-3 | 3.21 | 16 | 14 | 0 | 0 | 0 | 73.0 | 65 | 27 | 26 | 11 | 2 | 16 | 71 | 5 | 0 |
| 2016 | AZL Royals | 0-1 | 2.03 | 4 | 4 | 0 | 0 | 0 | 13.1 | 10 | 6 | 3 | 0 | 0 | 1 | 13 | 1 | 0 |
| | Wilmington | 0-3 | 3.72 | 4 | 4 | 0 | 0 | 0 | 19.1 | 13 | 9 | 8 | 1 | 0 | 8 | 20 | 0 | 0 |
| | NW Arkansas | 0-0 | 1.80 | 1 | 1 | 0 | 0 | 0 | 5.0 | 3 | 1 | 1 | 0 | 0 | 2 | 4 | 0 | 0 |
| 2017 | AZL Royals | 0-0 | 0.00 | 3 | 3 | 0 | 0 | 0 | 2.1 | 0 | 0 | 0 | 0 | 0 | 1 | 5 | 0 | 0 |
| Minor League Totals | | 32-29 | 3.38 | 131 | 84 | 2 | 1 | 1 | 533.1 | 482 | 221 | 200 | 54 | 14 | 152 | 478 | 22 | 1 |

FISHER, Devon Hayden

RHP

HT: 6-0; **WT:** 215; **BATS:** Right; **THROWS:** Right; **BORN:** 5/1/1996 in Portsmouth, VA; **RESIDES:** Portsmouth, VA; **SIGNED BY:** Chris Calciano; **ACQUIRED:** Red Sox 21st pick (20th round, 614th overall) in the 2014 June Draft.

Converted to a pitcher in 2016 after catching in his first 2 pro seasons (2014-15)...**2017:** Led Short-A Lowell with 17 appearances, all in relief...Held RHH to a .185 AVG (15-for-81)...**2015:** Threw out 17 of 41 (41.5%) attempted base stealers...**PERSONAL:** Drafted by the Red Sox out of Western Branch (VA) High School.

| YEAR | CLUB | W-L | ERA | G | GS | CG | SHO | SV | IP | H | R | ER | HR | HB | BB | SO | WP | BK |
|----------------------------|-------------|------------|-------------|-----------|----------|----------|----------|----------|-------------|-----------|-----------|-----------|----------|-----------|-----------|-----------|-----------|----------|
| 2016 | GCL Red Sox | 0-1 | 9.20 | 10 | 0 | 0 | 0 | 0 | 14.2 | 16 | 15 | 15 | 1 | 4 | 7 | 17 | 2 | 1 |
| 2017 | Lowell | 4-1 | 4.86 | 17 | 0 | 0 | 0 | 0 | 33.1 | 25 | 25 | 23 | 1 | 7 | 19 | 35 | 9 | 0 |
| Minor League Totals | | 4-2 | 6.19 | 27 | 0 | 0 | 0 | 1 | 48.0 | 41 | 40 | 33 | 2 | 11 | 26 | 52 | 11 | 1 |

FLORENTINO, Juan Jose

RHP

HT: 5-10; **WT:** 182; **BATS:** Right; **THROWS:** Right; **BORN:** 9/8/1996 in Santo Domingo Centro, Santo Domingo, DR; **RESIDES:** Santo Domingo Centro, Santo Domingo, DR; **SIGNED BY:** Eddie Romero and Manny Nanita; **ACQUIRED:** Signed as an international free agent, 7/2/2015.

Minor League Players, Continued

2017: Combined with Short-A Lowell (12 G) and Single-A Greenville (10 G) to post a 1.51 ERA (6 ER/35.2 IP) with 8 saves... Allowed only 1 HR...Held RHH to a .177 AVG (14-for-71)...Opponents hit only .122 with RISP (5-for-41)...Began the season with Lowell and allowed 0 ER in 11 of his 12 outings...Held opponents scoreless for 3 straight games from 7/20-30 (7.0 IP)... Transferred to Greenville on 8/1...Converted all 3 of his SVO with the Drive...**2016:** Led the DSL Red Sox 1 in appearances (22) and saves (13).

| YEAR | CLUB | W-L | ERA | G | GS | CG | SHO | SV | IP | H | R | ER | HR | HB | BB | SO | WP | BK |
|----------------------------|--------------|------------|-------------|-----------|----------|----------|----------|-----------|-------------|-----------|-----------|-----------|----------|----------|-----------|-----------|----------|----------|
| 2015 | DSL Red Sox1 | 1-1 | 0.00 | 2 | 0 | 0 | 0 | 0 | 2.0 | 2 | 1 | 0 | 0 | 0 | 3 | 0 | 1 | 0 |
| 2016 | DSL Red Sox1 | 2-1 | 1.26 | 22 | 0 | 0 | 0 | 13 | 28.2 | 21 | 4 | 4 | 1 | 1 | 9 | 29 | 3 | 1 |
| 2017 | Lowell | 1-2 | 0.96 | 12 | 0 | 0 | 0 | 5 | 18.2 | 14 | 5 | 2 | 1 | 1 | 2 | 25 | 2 | 1 |
| | Greenville | 0-0 | 2.12 | 10 | 0 | 0 | 0 | 3 | 17.0 | 18 | 5 | 4 | 0 | 0 | 4 | 18 | 0 | 0 |
| Minor League Totals | | 4-4 | 1.36 | 46 | 0 | 0 | 0 | 21 | 66.1 | 55 | 15 | 10 | 2 | 2 | 18 | 72 | 6 | 2 |

FRANCO, Alberto

RHP

HT: 5-11; **WT:** 185; **BATS:** Right; **THROWS:** Right; **BORN:** 8/16/1994 in San Pedro de Macoris, San Pedro de Macoris, DR; **RESIDES:** San Pedro de Macoris, San Pedro de Macoris, DR; **SIGNED BY:** Eddie Romero and Jonathan Cruz; **ACQUIRED:** Signed as an international free agent, 7/2/2017.

2017: Recorded 9 straight scoreless outings from 8/1-24 (10.0 IP)...Held RHH to a .040 AVG (1-for-25)...Limited opponents to a .071 AVG (1-for-14) with RISP.

| YEAR | CLUB | W-L | ERA | G | GS | CG | SHO | SV | IP | H | R | ER | HR | HB | BB | SO | WP | BK |
|------|-------------|-----|------|----|----|----|-----|----|------|---|---|----|----|----|----|----|----|----|
| 2017 | DSL Red Sox | 1-0 | 0.75 | 11 | 0 | 0 | 0 | 3 | 12.0 | 3 | 2 | 1 | 0 | 0 | 6 | 20 | 0 | 0 |

GANNS, Joe (Trey)

1B

HT: 6-2; **WT:** 225; **BATS:** Left; **THROWS:** Left; **BORN:** 10/28/1995 in Lexington, KY; **RESIDES:** Burlington, KY; **SIGNED BY:** John Pyle; **ACQUIRED:** Red Sox 35th pick (35th round, 1,061st overall) in the 2017 June Draft.

2017: Was placed on the 7-day DL on 8/24 and missed the rest of the season...**PERSONAL:** Played baseball at Northern Kentucky University from 2015-17...Named to the All-Horizon League 1st Team as a junior after leading the conference in HR (11), RBI (35), and SLG (.763)...Graduated from Boone County (KY) High School, where he threw a perfect game as a senior.

| YEAR | CLUB | AVG | G | AB | R | H | 2B | 3B | HR | RBI | SH | SF | HP | BB | SO | SB | CS | E |
|------|-------------|------|----|----|---|---|----|----|----|-----|----|----|----|----|----|----|----|---|
| 2017 | GCL Red Sox | .242 | 13 | 33 | 3 | 8 | 1 | 0 | 0 | 3 | 0 | 0 | 1 | 4 | 12 | 2 | 1 | 1 |

GARCIA, Victor Manuel

RHP

HT: 6-4; **WT:** 204; **BATS:** Right; **THROWS:** Right; **BORN:** 6/15/1997 in Nagua, Maria Trinidad Sanchez, DR; **RESIDES:** Las Terrenas, Samana, DR; **SIGNED BY:** Manny Nanita and Eddie Romero; **ACQUIRED:** Signed as an international free agent, 9/30/2014.

2017: Issued 0 BB in 5 consecutive outings from 8/8-24 (5.0 IP, 5 SO)...Had a career-high 7 SO over 4.0 IP on 9/1 vs. the GCL Twins...**2016:** Allowed 1 or 0 ER in 6 straight starts from 7/20-8/18 (1.55 ERA)...**2015:** Held opponents to a .200 SLG.

| YEAR | CLUB | W-L | ERA | G | GS | CG | SHO | SV | IP | H | R | ER | HR | HB | BB | SO | WP | BK |
|----------------------------|--------------|-------------|-------------|-----------|-----------|----------|----------|----------|--------------|-----------|-----------|-----------|----------|-----------|-----------|------------|-----------|----------|
| 2015 | DSL Red Sox2 | 3-5 | 2.40 | 12 | 12 | 0 | 0 | 0 | 45.0 | 25 | 16 | 12 | 0 | 8 | 25 | 50 | 2 | 0 |
| 2016 | GCL Red Sox | 2-4 | 2.68 | 13 | 10 | 0 | 0 | 0 | 53.2 | 45 | 20 | 16 | 1 | 3 | 21 | 39 | 13 | 0 |
| 2017 | GCL Red Sox | 1-1 | 4.98 | 13 | 0 | 0 | 0 | 0 | 21.2 | 27 | 14 | 12 | 0 | 1 | 12 | 24 | 4 | 0 |
| Minor League Totals | | 6-10 | 2.99 | 38 | 22 | 0 | 0 | 0 | 120.1 | 97 | 50 | 40 | 1 | 12 | 58 | 113 | 19 | 0 |

GLORIUS, Austin Charles

RHP

HT: 6-3; **WT:** 205; **BATS:** Right; **THROWS:** Right; **BORN:** 5/10/1993 in Orlando, FL; **RESIDES:** Winter Garden, FL; **SIGNED BY:** Willie Romay and Stephen Hargett; **ACQUIRED:** Signed as a non-drafted free agent, 8/5/2015.

2017: Led High-A Salem in holds (5)...Held opponents to a .148 AVG (9-for-61) with RISP, including a .071 AVG (2-for-28) with RISP and 2 outs...Posted a 0.90 ERA (1 ER/10.0 IP) over 4 April outings before landing on the disabled list from 4/25-5/4...Held opponents scoreless in 9 consecutive games from 6/7-7/13 (15.0 IP)...**PERSONAL:** Pitched for Valdosta State University (GA) in 2015...Transferred to VSU from Indian River Community College (FL)...Attended Windermere (FL) Preparatory School...As a senior, tied national high school records with 5 HR and 17 RBI in a 38-0 win over Faith Christian.

| YEAR | CLUB | W-L | ERA | G | GS | CG | SHO | SV | IP | H | R | ER | HR | HB | BB | SO | WP | BK |
|----------------------------|------------|-------------|-------------|-----------|-----------|----------|----------|----------|--------------|------------|-----------|-----------|-----------|----------|-----------|------------|-----------|----------|
| 2015 | Lowell | 2-3 | 2.70 | 7 | 5 | 0 | 0 | 0 | 26.2 | 21 | 13 | 8 | 3 | 1 | 13 | 36 | 2 | 0 |
| 2016 | Greenville | 2-2 | 3.20 | 31 | 5 | 0 | 0 | 0 | 76.0 | 63 | 29 | 27 | 3 | 3 | 35 | 75 | 6 | 1 |
| 2017 | Salem | 4-5 | 4.85 | 33 | 0 | 0 | 0 | 0 | 55.2 | 52 | 32 | 30 | 7 | 4 | 48 | 64 | 9 | 0 |
| Minor League Totals | | 8-10 | 3.69 | 71 | 10 | 0 | 0 | 0 | 158.1 | 136 | 74 | 65 | 13 | 8 | 96 | 175 | 17 | 1 |

GOETZE, Patrick Wilson (Pat)

RHP

HT: 6-6; **WT:** 200; **BATS:** Right; **THROWS:** Right; **BORN:** 3/31/1994 in Raleigh, NC; **RESIDES:** Zebulon, NC; **SIGNED BY:** Pat Portugal; **ACQUIRED:** Red Sox 36th pick (36th round, 1,073rd overall) in the 2013 June Draft.

2017: Allowed only 1 HR in 62.0 IP...Led Single-A Greenville pitchers (min. 20.0 IP) with a 1.85 ERA (10 ER/48.2 IP), after allowing 0 ER in 15 of his 23 outings...With the Drive, held RHH to a .207 AVG (24-for-116)...Allowed just 3 ER in 21.2 IP (1.25 ERA) over his final 9 outings with the Drive...Promoted to High-A Salem on 8/1...**2016:** Led Short-A Lowell in appearances (20)...**2015:** Was 1 of only 4 GCL pitchers to win at least 5 games without suffering a loss...**2014:** Issued 0.93 BB/9.0 IP (3 BB/29.0 IP), the 2nd-lowest mark among GCL relievers...**PERSONAL:** Graduated from Wake County (NC) Home School.

Player Development

Minor League Players, Continued

| YEAR | CLUB | W-L | ERA | G | GS | CG | SHO | SV | IP | H | R | ER | HR | HB | BB | SO | WP | BK |
|----------------------------|---------------------|-------------|--------------|-----------|----------|----------|----------|----------|--------------|------------|-----------|-----------|----------|-----------|-----------|------------|----------|----------|
| 2013 | GCL Red Sox | 1-1 | 3.00 | 4 | 1 | 0 | 0 | 0 | 6.0 | 3 | 2 | 2 | 0 | 1 | 1 | 4 | 0 | 0 |
| 2014 | GCL Red Sox | 1-3 | 3.72 | 13 | 0 | 0 | 0 | 3 | 29.0 | 33 | 16 | 12 | 0 | 6 | 3 | 20 | 1 | 0 |
| 2015 | GCL Red Sox | 5-0 | 2.37 | 14 | 0 | 0 | 0 | 0 | 30.1 | 30 | 11 | 8 | 3 | 2 | 5 | 16 | 1 | 1 |
| 2016 | Lowell | 4-1 | 3.72 | 20 | 1 | 0 | 0 | 2 | 46.0 | 55 | 28 | 19 | 2 | 4 | 9 | 36 | 2 | 0 |
| 2017 | Greenville Salem | 2-1 0-1 | 1.85 5.40 | 23 7 | 0 0 | 0 0 | 0 0 | 1 0 | 48.2 13.1 | 51 18 | 15 8 | 10 8 | 1 0 | 4 5 | 10 6 | 38 0 | 1 0 | 0 |
| Minor League Totals | | 13-7 | 3.06 | 81 | 2 | 0 | 0 | 6 | 173.1 | 190 | 80 | 59 | 6 | 21 | 33 | 120 | 5 | 1 |

GOMEZ, Rio Andres

LHP

HT: 6-0; **WT:** 190; **BATS:** Left; **THROWS:** Left; **BORN:** 10/20/1994 in Miami, FL; **RESIDES:** Phoenix, AZ; **SIGNED BY:** Vaughn Williams; **ACQUIRED:** Red Sox 36th pick (36th round, 1,091st overall) in the 2017 June Draft.

2017: Allowed 0 HR in 32.1 IP in his pro debut...Pitched at least 2.0 innings in 8 of 16 appearances...Earned his 1st save on 7/10 vs. the GCL Rays (2.0 IP, 0 R) and his 1st win on 7/20 vs. the GCL Orioles (3.0 IP, 0 R)...Pitched 4.0 scoreless innings on 8/3 at the GCL Orioles...**PERSONAL:** Pitched for the University of Arizona from 2015-17...Also pitched for Coituit of the Cape Cod Baseball League in 2016...Graduated from Desert Vista (AZ) High School...Is the son of ESPN reporter Pedro Gomez.

| YEAR | CLUB | W-L | ERA | G | GS | CG | SHO | SV | IP | H | R | ER | HR | HB | BB | SO | WP | BK |
|----------------------------|-------------|------------|-------------|-----------|----------|----------|----------|----------|-------------|-----------|-----------|-----------|----------|----------|-----------|-----------|----------|----------|
| 2017 | GCL Red Sox | 2-1 | 1.98 | 13 | 1 | 0 | 0 | 2 | 27.1 | 27 | 11 | 6 | 0 | 0 | 7 | 25 | 2 | 0 |
| | Lowell | 0-1 | 9.00 | 3 | 0 | 0 | 0 | 0 | 5.0 | 8 | 6 | 5 | 0 | 0 | 3 | 6 | 0 | 0 |
| Minor League Totals | | 2-2 | 3.06 | 16 | 1 | 0 | 0 | 2 | 32.1 | 35 | 17 | 11 | 0 | 0 | 10 | 31 | 2 | 0 |

GONZALEZ, Daniel Jose

RHP

HT: 6-5; **WT:** 180; **BATS:** Right; **THROWS:** Right; **BORN:** 2/9/1996 in Sotillo, Monagas, VZ; **RESIDES:** Maturin, Monagas, VZ; **SIGNED BY:** Rolando Pino and Ramon Mora; **ACQUIRED:** Signed as an international free agent, 10/17/2012.

2017: Went 12-3 with a 2.78 ERA (36 ER/116.2 IP), a .211 opponent AVG, and a 3.77 SO/BB ratio in 29 games (12 GS) between Single-A Greenville and High-A Salem...As a starter, was 8-2 with a 2.13 ERA (17 ER/71.2 IP) and a .199 opponent AVG (51-for-256)...Pitched at least 2.0 innings in 15 of his 17 relief outings, and at least 3.0 innings in 10 of them...Allowed 0 runs in at least 5.0 IP in 4 of his 6 High-A starts, including each of his final 3 (20.1 IP, 9 H, 0 R, 3 BB, 19 SO)...Tossed 7.1 scoreless frames on 8/26 vs. Wilmington (4 H) and 7.0 scoreless innings on 9/2 vs. Winston-Salem (3 H)...**2015:** Named Red Sox Latin Program Pitcher of the Year...**2014:** Named Red Sox Latin Program Player of the Year and a DSL mid-season All-Star...Led the league in wins (9-0) and starts (tied, 15)...Ended the season with 20.0 consecutive scoreless innings (4 GS)...**2013:** Led the DSL Red Sox (min. 30.0 IP) in ERA (0.97) and WHIP (0.58)...Led DSL relievers in opponent AVG (.143).

| YEAR | CLUB | W-L | ERA | G | GS | CG | SHO | SV | IP | H | R | ER | HR | HB | BB | SO | WP | BK |
|----------------------------|-------------|--------------|-------------|-----------|-----------|----------|----------|----------|--------------|------------|------------|------------|-----------|-----------|-----------|------------|-----------|----------|
| 2013 | DSL Red Sox | 2-1 | 0.97 | 14 | 2 | 0 | 0 | 3 | 46.1 | 24 | 8 | 5 | 0 | 3 | 3 | 42 | 4 | 0 |
| 2014 | DSL Red Sox | 9-0 | 2.25 | 15 | 15 | 0 | 0 | 0 | 72.0 | 61 | 20 | 18 | 2 | 3 | 14 | 56 | 3 | 0 |
| 2015 | Lowell | 3-3 | 3.29 | 15 | 1 | 0 | 0 | 0 | 63.0 | 61 | 33 | 23 | 4 | 3 | 16 | 51 | 3 | 1 |
| 2016 | Greenville | 5-5 | 3.70 | 16 | 16 | 0 | 0 | 0 | 87.2 | 88 | 42 | 36 | 5 | 5 | 17 | 69 | 6 | 1 |
| | Lowell | 4-1 | 1.75 | 7 | 6 | 0 | 0 | 0 | 36.0 | 30 | 10 | 7 | 3 | 0 | 8 | 33 | 2 | 0 |
| 2017 | Greenville | 7-3 | 3.39 | 23 | 6 | 1 | 0 | 1 | 82.1 | 65 | 33 | 31 | 8 | 6 | 24 | 82 | 8 | 1 |
| | Salem | 5-0 | 1.31 | 6 | 6 | 0 | 0 | 0 | 34.1 | 24 | 5 | 5 | 1 | 0 | 6 | 31 | 1 | 0 |
| Minor League Totals | | 35-13 | 2.67 | 95 | 52 | 1 | 0 | 4 | 421.2 | 353 | 151 | 125 | 23 | 20 | 88 | 364 | 27 | 3 |

GONZALEZ, Jose Manuel

RHP

HT: 6-0; **WT:** 175; **BATS:** Right; **THROWS:** Right; **BORN:** 7/27/1998 in Maracay, Aragua, VZ; **RESIDES:** Turmero, Aragua, VZ; **SIGNED BY:** Eddie Romero and Manuel Padron; **ACQUIRED:** Signed as an international free agent, 4/7/2015.

2017: Pitched exclusively for the GCL Red Sox...5 of his 8 outings were scoreless...Recorded 17 SO and only 3 BB, striking out at least 1 batter in each of his appearances...Struck out a season-high 6 over 3.0 IP in his season debut on 6/26 at the GCL Rays...Earned the save in his final appearance of the season, tossing 4.0 scoreless innings on 8/31 at the GCL Orioles...Allowed 0 runs in his final 7.2 IP...**2016:** Ranked among DSL leaders in ERA (1.32, 6th) and wins (8, T-4th)...Was 1 of 2 DSL pitchers to win at least 8 games without a loss...Led the team in wins, innings (68.0), ERA (min. 20.0 IP), and SO (tied, 61)...Allowed 0 HR.

| YEAR | CLUB | W-L | ERA | G | GS | CG | SHO | SV | IP | H | R | ER | HR | HB | BB | SO | WP | BK |
|----------------------------|--------------|-------------|-------------|-----------|-----------|----------|----------|----------|--------------|------------|-----------|-----------|----------|----------|-----------|------------|----------|----------|
| 2015 | DSL Red Sox2 | 3-2 | 4.50 | 12 | 1 | 0 | 0 | 1 | 36.0 | 44 | 22 | 18 | 1 | 1 | 9 | 27 | 1 | 0 |
| 2016 | DSL Red Sox2 | 8-0 | 1.32 | 14 | 13 | 0 | 0 | 0 | 68.0 | 45 | 13 | 10 | 0 | 7 | 16 | 61 | 3 | 1 |
| 2017 | GCL Red Sox | 1-2 | 3.48 | 8 | 2 | 0 | 0 | 1 | 20.2 | 24 | 8 | 8 | 1 | 0 | 3 | 17 | 1 | 0 |
| Minor League Totals | | 12-4 | 2.60 | 34 | 16 | 0 | 0 | 2 | 124.2 | 113 | 43 | 36 | 2 | 8 | 28 | 105 | 5 | 1 |

GORST, Matthew

RHP

HT: 6-1; **WT:** 205; **BATS:** Right; **THROWS:** Right; **BORN:** 8/24/1994 in Alpharetta, GA; **RESIDES:** Alpharetta, GA; **SIGNED BY:** Brian Moehler; **ACQUIRED:** Red Sox 12th pick (12th round, 358th overall) in the 2016 June Draft.

2017: Went 7-5 with a 2.75 ERA (21 ER/68.2 IP) over 36 relief appearances between Single-A Greenville and High-A Salem...Began the season with Greenville...After posting a 6.52 ERA in April, held a 2.45 mark (12 ER/44.0 IP) over his last 21 games with the club...Promoted to Salem on 8/3...Did not allow a run in 7 of his 9 outings with Salem...**PERSONAL:** Set Georgia Tech's single-season ERA record with a 0.55 mark (3 ER/49.0 IP) in 28 relief appearances as a junior in 2016...Graduated from Johns Creek (GA) High School with the school's career records for wins, strikeouts, and innings pitched.

| YEAR | CLUB | W-L | ERA | G | GS | CG | SHO | SV | IP | H | R | ER | HR | HB | BB | SO | WP | BK |
|----------------------------|------------|------------|-------------|-----------|----------|----------|----------|----------|-------------|-----------|-----------|-----------|-----------|----------|-----------|-----------|-----------|----------|
| 2016 | Lowell | 1-0 | 2.67 | 13 | 0 | 0 | 0 | 2 | 27.0 | 21 | 9 | 8 | 2 | 0 | 6 | 27 | 2 | 0 |
| 2017 | Greenville | 6-3 | 3.19 | 27 | 0 | 0 | 0 | 4 | 53.2 | 47 | 21 | 19 | 9 | 0 | 11 | 46 | 9 | 0 |
| | Salem | 1-2 | 1.20 | 9 | 0 | 0 | 0 | 0 | 15.0 | 15 | 2 | 2 | 0 | 1 | 8 | 14 | 0 | 0 |
| Minor League Totals | | 8-5 | 2.73 | 36 | 0 | 0 | 0 | 6 | 95.2 | 83 | 32 | 29 | 11 | 1 | 25 | 87 | 11 | 0 |

Minor League Players, Continued

GREGOR, Conrad Martin

1B

HT: 6-3; **WT:** 223; **BATS:** Left; **THROWS:** Right; **BORN:** 2/27/1992 in Carmel, IN; **RESIDES:** Sanibel, FL; **SIGNED BY:** Nick Venuto (Astros); **ACQUIRED:** Signed as a minor league free agent, 8/3/2017.

2017: In his 1st season in the BOS organization, posted a .302/.422/.491 batting line with High-A Salem...Released by HOU on 3/28 and signed with BOS on 8/3...From his debut on 8/4 through the end of the season, led High-A players in walks (tied, 21)...Homered in 3 of 4 games from 8/9-9/2...**2015:** Named a Texas League mid-season All-Star...**2014:** Named High-A Lancaster's Player of the Month for June and tabbed California League Player of the Week for 7/7-13...**2013:** Named New York-Penn League Player of the Week for 8/5-11 and Short-A Tri-City Player of the Month for August...**PERSONAL:** Selected by HOU in the 4th round of the 2013 June Draft out of Vanderbilt University, where he was a 3-time SEC Academic Honor Roll recipient (2011-13)...Graduated from Carmel (IN) High School.

| YEAR | CLUB | AVG | G | AB | R | H | 2B | 3B | HR | RBI | SH | SF | HP | BB | SO | SB | CS | E |
|----------------------------|----------------|-------------|------------|-------------|------------|------------|-----------|-----------|-----------|------------|----------|-----------|-----------|------------|------------|-----------|----------|-----------|
| 2013 | Tri-City | .289 | 74 | 270 | 36 | 78 | 12 | 1 | 4 | 35 | 3 | 3 | 4 | 37 | 43 | 2 | 2 | 3 |
| 2014 | Quad Cities | .298 | 44 | 161 | 26 | 48 | 13 | 1 | 1 | 28 | 0 | 2 | 3 | 28 | 34 | 0 | 0 | 1 |
| | Lancaster | .367 | 47 | 180 | 43 | 66 | 14 | 3 | 12 | 45 | 0 | 4 | 3 | 27 | 25 | 1 | 1 | 3 |
| | Corpus Christi | .239 | 33 | 109 | 14 | 26 | 4 | 1 | 3 | 13 | 0 | 1 | 1 | 13 | 21 | 0 | 0 | 1 |
| 2015 | Corpus Christi | .239 | 127 | 435 | 57 | 104 | 29 | 2 | 10 | 73 | 1 | 6 | 3 | 65 | 102 | 5 | 1 | 7 |
| 2016 | Corpus Christi | .211 | 106 | 370 | 36 | 78 | 18 | 3 | 9 | 43 | 1 | 3 | 0 | 48 | 64 | 0 | 1 | 5 |
| 2017 | Salem | .302 | 30 | 106 | 13 | 32 | 8 | 0 | 4 | 19 | 0 | 0 | 1 | 21 | 20 | 4 | 1 | 2 |
| Minor League Totals | | .265 | 461 | 1631 | 225 | 432 | 98 | 11 | 43 | 256 | 5 | 19 | 15 | 239 | 309 | 12 | 7 | 22 |

GROOME, Jason Joseph (Jay)

LHP

HT: 6-6; **WT:** 220; **BATS:** Left; **THROWS:** Left; **BORN:** 8/23/1998 in Toms River, NJ; **RESIDES:** Barnegat, NJ; **SIGNED BY:** Ray Fagnant; **ACQUIRED:** Red Sox 1st pick (1st round, 12th overall) in the 2016 June Draft.

Enters the 2018 season ranked by *Baseball America* as the Red Sox' No. 1 prospect and the No. 83 prospect in all of baseball...Also ranked as having the best curveball in the Sox' minor league system...**2017:** Primarily pitched for Single-A Greenville, but also saw time in Short-A Lowell during a rehab assignment...Held LHH to a .175 AVG (10-for-57) and only 1 XBH (HR)...Made 1 start for Greenville before being placed on the disabled list on 4/13...Posted a 1.64 ERA (2 ER/11.0 IP) and a .132 opponent AVG (5-for-38) in 3 rehab starts with the Spinners, tossing 5.0 hitless and scoreless innings on 6/29 at Hudson Valley...Activated from the DL on 7/4 and posted a 5.02 ERA (24 ER/43.0 IP) in his remaining 10 starts with the Drive...Made consecutive scoreless starts on 8/2 vs. Asheville (6.0 IP, H, BB, 8 SO) and 8/7 at Kannapolis (5.0 IP, 3 H, 2 BB, 6 SO)...Named South Atlantic League Pitcher of the Week for 7/31-8/6...Placed on the DL on 8/24 and missed the remainder of the year...**2016:** Posted a 2.70 ERA (2 ER/6.2 IP) and a .125 opponent AVG (3-for-24) in 3 starts between the GCL Red Sox and Short-A Lowell in his pro debut...**PERSONAL:** Ranked by *Baseball America* as the No. 3 prospect available in the 2016 June Draft...Pitched for Barnegat High School as a freshman, sophomore, and senior, also playing for IMG Academy in Bradenton, FL as a junior...Tossed Barnegat's 1st no-hitter on 4/11/16, striking out 19 of 21 batters in 7.0 IP...Posted a 0.77 ERA (5 ER/39.2 IP) with 90 SO and 14 BB as a senior...In 8 starts at IMG Academy, went 5-0 with a 1.22 ERA, 81 SO, and 9 BB over 43.0 IP.

| YEAR | CLUB | W-L | ERA | G | GS | CG | SHO | SV | IP | H | R | ER | HR | HB | BB | SO | WP | BK |
|----------------------------|-------------|------------|-------------|-----------|-----------|----------|----------|----------|-------------|-----------|-----------|-----------|----------|----------|-----------|-----------|----------|----------|
| 2016 | GCL Red Sox | 0-0 | 2.25 | 2 | 2 | 0 | 0 | 0 | 4.0 | 3 | 1 | 1 | 0 | 0 | 0 | 8 | 0 | 0 |
| | Lowell | 0-0 | 3.38 | 1 | 1 | 0 | 0 | 0 | 2.2 | 0 | 1 | 1 | 0 | 0 | 4 | 2 | 0 | 0 |
| 2017 | Greenville | 3-7 | 6.70 | 11 | 11 | 0 | 0 | 0 | 44.1 | 44 | 34 | 33 | 6 | 3 | 25 | 58 | 1 | 0 |
| | Lowell | 0-2 | 1.64 | 3 | 3 | 0 | 0 | 0 | 11.0 | 5 | 4 | 2 | 0 | 1 | 5 | 14 | 1 | 0 |
| Minor League Totals | | 3-9 | 5.37 | 17 | 17 | 0 | 0 | 0 | 62.0 | 52 | 40 | 37 | 6 | 4 | 34 | 82 | 2 | 0 |

HALEY, Justin Case - See Page 100

RHP

HAMILTON, Nicholos Darnell

OF

HT: 5-11; **WT:** 170; **BATS:** Right; **THROWS:** Right; **BORN:** 12/4/1997 in Lockport, NY; **RESIDES:** Lockport, NY; **SIGNED BY:** Ray Fagnant; **ACQUIRED:** Red Sox 10th pick (11th round, 321st overall) in the 2015 June Draft.

2017: Entered the 2017 season ranked by *Baseball America* as the fastest base runner in the Red Sox' system...Appeared defensively in CF (25 G) and LF (23 G) for Short-A Lowell...**PERSONAL:** Attended Lockport (NY) High School...Hit .440 (22-for-50, 4 HR) in 2015...Also excelled in football and track.

| YEAR | CLUB | AVG | G | AB | R | H | 2B | 3B | HR | RBI | SH | SF | HP | BB | SO | SB | CS | E |
|----------------------------|-------------|-------------|-----------|------------|-----------|-----------|----------|----------|----------|-----------|----------|----------|-----------|-----------|------------|-----------|----------|----------|
| 2015 | GCL Red Sox | .102 | 18 | 49 | 3 | 5 | 1 | 0 | 0 | 2 | 0 | 0 | 2 | 6 | 29 | 7 | 0 | 0 |
| 2016 | GCL Red Sox | .190 | 14 | 42 | 10 | 8 | 3 | 0 | 0 | 1 | 1 | 0 | 3 | 7 | 11 | 3 | 1 | 1 |
| 2017 | Lowell | .185 | 47 | 162 | 18 | 30 | 5 | 2 | 2 | 12 | 5 | 1 | 6 | 16 | 62 | 8 | 4 | 0 |
| Minor League Totals | | .170 | 79 | 253 | 31 | 43 | 9 | 2 | 2 | 15 | 6 | 1 | 11 | 29 | 102 | 18 | 5 | 0 |

HANNA, Beau Harrison

C

HT: 6-1; **WT:** 210; **BATS:** Right; **THROWS:** Right; **BORN:** 7/10/1998 in Winder, GA; **RESIDES:** Winder, GA; **SIGNED BY:** Brian Moehler; **ACQUIRED:** Red Sox 12th pick (12th round, 371st overall) in the 2017 June Draft.

2017: Placed on the DL on 7/20 and missed the remainder of the season...**PERSONAL:** Hit .514 (19-for-37) as a senior at Winder-Barrow (GA) High School.

| YEAR | CLUB | AVG | G | AB | R | H | 2B | 3B | HR | RBI | SH | SF | HP | BB | SO | SB | CS | E |
|------|-------------|------|---|----|---|---|----|----|----|-----|----|----|----|----|----|----|----|---|
| 2017 | GCL Red Sox | .000 | 3 | 7 | 0 | 0 | 0 | 0 | 0 | 0 | 0 | 0 | 0 | 0 | 4 | 0 | 0 | 0 |

Player Development

Minor League Players, Continued

HARDY, Chad

OF

HT: 6-2; **WT:** 175; **BATS:** Right; **THROWS:** Right; **BORN:** 5/22/1997 in Los Angeles, CA; **RESIDES:** McKinney, TX; **SIGNED BY:** Paul Toboni; **ACQUIRED:** Red Sox 33rd pick (33rd round, 988th overall) in the 2016 June Draft.

2017: Appeared in just 1 game for the GCL Red Sox on 9/1 at the GCL Twins...**PERSONAL:** Played 1 season at Paris Junior College...Graduated from Prosper (TX) High School.

| YEAR | CLUB | AVG | G | AB | R | H | 2B | 3B | HR | RBI | SH | SF | HP | BB | SO | SB | CS | E |
|----------------------------|-------------|-------------|-----------|-----------|----------|-----------|----------|----------|----------|----------|----------|----------|----------|----------|-----------|----------|----------|----------|
| 2016 | GCL Red Sox | .163 | 27 | 86 | 6 | 14 | 0 | 0 | 2 | 5 | 1 | 0 | 0 | 3 | 32 | 1 | 0 | 3 |
| 2017 | GCL Red Sox | .000 | 1 | 3 | 0 | 0 | 0 | 0 | 0 | 0 | 0 | 0 | 0 | 0 | 2 | 0 | 0 | 0 |
| Minor League Totals | | .157 | 28 | 89 | 6 | 14 | 0 | 0 | 2 | 5 | 1 | 0 | 0 | 3 | 34 | 1 | 0 | 0 |

HART, Kyle Patrick

LHP

HT: 6-5; **WT:** 170; **BATS:** Left; **THROWS:** Left; **BORN:** 11/23/1992 in Cincinnati, OH; **RESIDES:** Cincinnati, OH; **SIGNED BY:** Blair Henry; **ACQUIRED:** Red Sox 19th pick (19th round, 568th overall) in the 2016 June Draft.

2017: Went 6-5 with a 2.15 ERA (28 ER/117.0 IP) and a .224 opponent AVG (95-for-424) between Single-A Greenville and High-A Salem...Ranked 2nd among Red Sox minor leaguers in ERA...Held LHH to a .213 AVG and a .248 SLG (30-for-141, 2 2B, HR)...Began the year in Greenville, allowing 2 ER or fewer in 5.0+ IP in 8 of his 10 starts with the Drive...Made 4 scoreless starts of 5.0+ IP, tossing 6.0+ IP in 3 of those...Allowed 0 runs in his final 3 outings with Greenville (16.0 IP, 6 H)...Assigned to Salem on 7/24, where he spent the remainder of the season...Posted a 2.19 ERA (9 ER/37.0 IP) in his final 6 outings of the season (beginning 8/8)...Threw 7.0 scoreless innings on 8/13 vs. Wilmington...Allowed only 1 run in each of his final 2 starts on 8/30 at Frederick (7.0 IP) and 9/4 vs. Winston-Salem (6.0 IP)...**PERSONAL:** Earned 31 wins during his collegiate career, the 2nd-most in Indiana University history...Named to the All-Big Ten First Team as a senior...Graduated from Sycamore (OH) High School.

| YEAR | CLUB | W-L | ERA | G | GS | CG | SHO | SV | IP | H | R | ER | HR | HB | BB | SO | WP | BK |
|----------------------------|-------------|------------|-------------|-----------|-----------|----------|----------|----------|--------------|------------|-----------|-----------|----------|----------|-----------|------------|----------|----------|
| 2016 | GCL Red Sox | 0-2 | 2.31 | 4 | 4 | 0 | 0 | 0 | 11.2 | 12 | 5 | 3 | 0 | 0 | 2 | 19 | 1 | 0 |
| 2017 | Greenville | 4-2 | 1.90 | 13 | 10 | 0 | 0 | 0 | 66.1 | 50 | 15 | 14 | 0 | 2 | 17 | 57 | 0 | 0 |
| | Salem | 2-3 | 2.49 | 9 | 9 | 0 | 0 | 0 | 50.2 | 45 | 15 | 14 | 5 | 1 | 23 | 52 | 1 | 0 |
| Minor League Totals | | 6-7 | 2.17 | 26 | 23 | 0 | 0 | 0 | 128.2 | 107 | 35 | 31 | 5 | 3 | 42 | 128 | 2 | 0 |

HAWORTH, Hunter Thomas

RHP

HT: 6-4; **WT:** 215; **BATS:** Right; **THROWS:** Right; **BORN:** 10/2/1996 in Hollister, CA; **RESIDES:** Hollister, CA; **SIGNED BY:** Josh Labandiera; **ACQUIRED:** Red Sox 22nd pick (22nd round, 671st overall) in the 2017 June Draft.

2017: Held opponents to a .209 AVG in his pro debut...Was placed on the 7-day DL on 7/6 and reinstated on 8/9...Struck out 6 over 3.1 no-hit innings in his final outing of the season on 9/1...**PERSONAL:** Played baseball at Chico State University from 2015-17...Graduated from San Benito (CA) High School.

| YEAR | CLUB | W-L | ERA | G | GS | CG | SHO | SV | IP | H | R | ER | HR | HB | BB | SO | WP | BK |
|------|-------------|-----|------|---|----|----|-----|----|------|---|---|----|----|----|----|----|----|----|
| 2017 | GCL Red Sox | 3-0 | 1.50 | 6 | 0 | 0 | 0 | 0 | 12.0 | 9 | 2 | 2 | 1 | 0 | 5 | 10 | 0 | 0 |

HERNANDEZ, Darwinzon David

LHP

HT: 6-2; **WT:** 185; **BATS:** Left; **THROWS:** Left; **BORN:** 12/17/1996 in Ciudad Bolivar, Bolivar, VZ; **RESIDES:** Ciudad Bolivar, Bolivar, VZ; **SIGNED BY:** Rolando Pino and Ramon Mora; **ACQUIRED:** Signed as an international free agent, 8/26/2013.

Enters the 2018 season ranked by *Baseball America* as the Red Sox' No. 6 prospect, as well as having the best fastball in the Sox' minor league system...**2017:** Entered the 2017 season ranked by *Baseball America* as the Red Sox' No. 30 prospect...Made a team-high 23 starts for Single-A Greenville...Paced the Drive with 116 SO and ranked 2nd with 103.1 IP...Allowed 2 ER or fewer in 15 of his 23 starts...Gave up 0 ER in 5.0+ IP in 6 of his starts...Limited LHH to a .134/.282/.196 line (13-for-97, 1 HR)...Posted a 2.72 ERA (12 ER/39.2 IP), 51 SO, and a .179 opponent AVG (25-for-140) over 9 starts between April and May...On the disabled list from 5/21-6/6 and 6/13-7/2...Made consecutive scoreless starts from 7/15-21 (10.0 IP) and 8/11-16 (11.1 IP)...**2016:** Led Short-A Lowell in SO (58) and starts (14)...**2015:** Led the Dominican Summer League in ERA (1.10).

| YEAR | CLUB | W-L | ERA | G | GS | CG | SHO | SV | IP | H | R | ER | HR | HB | BB | SO | WP | BK |
|----------------------------|--------------|--------------|-------------|-----------|-----------|----------|----------|----------|--------------|------------|------------|-----------|----------|-----------|------------|------------|-----------|----------|
| 2014 | DSL Red Sox | 1-1 | 2.89 | 14 | 1 | 0 | 0 | 0 | 28.0 | 24 | 12 | 9 | 0 | 4 | 19 | 15 | 8 | 1 |
| 2015 | DSL Red Sox2 | 6-1 | 1.10 | 16 | 13 | 0 | 0 | 0 | 65.1 | 55 | 17 | 8 | 0 | 5 | 30 | 66 | 5 | 2 |
| 2016 | Lowell | 3-5 | 4.10 | 14 | 14 | 0 | 0 | 0 | 48.1 | 39 | 34 | 22 | 1 | 4 | 36 | 58 | 9 | 0 |
| 2017 | Greenville | 4-5 | 4.01 | 23 | 23 | 0 | 0 | 0 | 103.1 | 85 | 57 | 46 | 8 | 13 | 49 | 116 | 10 | 1 |
| Minor League Totals | | 14-12 | 3.12 | 67 | 51 | 0 | 0 | 0 | 245.0 | 203 | 120 | 85 | 9 | 26 | 134 | 255 | 32 | 4 |

HERNANDEZ, Juan Enrique

OF

HT: 5-10; **WT:** 155; **BATS:** Left; **THROWS:** Right; **BORN:** 4/9/1996 in Valencia, Carabobo, VZ; **RESIDES:** Valencia, Carabobo, VZ; **SIGNED BY:** Eddie Romero and Angel Escobar; **ACQUIRED:** Signed as an international free agent, 12/10/2012.

2017: On the disabled list from 7/11-8/31...Following the season, played in 41 games for Anzoategui in the Venezuelan Winter League...**2016:** Posted a .413 OBP for the DSL Red Sox2...**2015:** Posted a .415 OBP for the DSL Red Sox2.

| YEAR | CLUB | AVG | G | AB | R | H | 2B | 3B | HR | RBI | SH | SF | HP | BB | SO | SB | CS | E |
|----------------------------|--------------|-------------|------------|------------|------------|------------|-----------|----------|----------|-----------|----------|----------|-----------|-----------|-----------|-----------|-----------|-----------|
| 2013 | DSL Red Sox | .247 | 32 | 97 | 8 | 24 | 1 | 0 | 0 | 4 | 1 | 0 | 1 | 9 | 11 | 8 | 2 | 2 |
| 2014 | DSL Red Sox | .300 | 42 | 140 | 23 | 42 | 2 | 1 | 0 | 15 | 3 | 1 | 2 | 20 | 19 | 10 | 5 | 5 |
| 2015 | DSL Red Sox2 | .326 | 62 | 230 | 43 | 75 | 9 | 0 | 0 | 14 | 1 | 0 | 3 | 32 | 43 | 22 | 8 | 13 |
| 2016 | GCL Red Sox | .200 | 4 | 10 | 1 | 2 | 0 | 0 | 0 | 1 | 0 | 0 | 0 | 1 | 2 | 0 | 1 | 0 |
| | DSL Red Sox2 | .288 | 44 | 160 | 30 | 46 | 3 | 1 | 1 | 22 | 1 | 1 | 4 | 31 | 15 | 12 | 6 | 4 |
| 2017 | GCL Red Sox | .167 | 13 | 24 | 5 | 4 | 1 | 0 | 0 | 1 | 1 | 0 | 0 | 2 | 6 | 0 | 0 | 1 |
| Minor League Totals | | .292 | 197 | 661 | 110 | 193 | 16 | 2 | 1 | 57 | 7 | 2 | 10 | 95 | 96 | 52 | 22 | 25 |

HERNÁNDEZ, Óscar Eduardo - See Page 107

C

HILL, Tyler Phillip

OF

HT: 6-0; **WT:** 195; **BATS:** Right; **THROWS:** Right; **BORN:** 3/4/1996 in Wilmington, DE; **RESIDES:** Wilmington, DE; **SIGNED BY:** Chris Calciano; **ACQUIRED:** Red Sox 20th pick (19th round, 584th overall) in the 2014 June Draft.

2017: His 42 steals—in only 50 attempts (84.0%)—led the South Atlantic League and the Red Sox organization, and also ranked 2nd among Single-A players...Made 78 starts in LF and 21 in CF, totaling 8 OF assists...Named the Red Sox' Minor League Base Stealer of the Month for April and July...Led Single-A Greenville in runs (65) and ranked among team leaders in hits (2nd, 125), 2B (5th, 19), 3B (T-1st, 4), and RBI (3rd, 57)...Hit from the 4th or 5th spot of the order in 41 games, batting .325 (50-for-154) in those contests...Hit .320 vs. LHP (41-for-128)...Stole multiple bases 9 times, including a 3-SB effort on 8/9 at Kannapolis...**2016:** Led the New York-Penn League and all Red Sox minor leaguers with a .332 AVG (77-for-232)... Was a NYPL mid-season All-Star...Named a NYPL All-Star by *Baseball America* following the season...Ranked among NYPL leaders with 77 hits (T-2nd), a .487 SLG (2nd), and an .887 OPS (2nd)...Led Short-A Lowell in total bases (113) and doubles (14)...Named Red Sox Minor League Player of the Month for July after posting the 2nd-highest AVG in Minor League Baseball during the month (.432/35-for-81)...**2015:** Led the GCL Red Sox in steals (11)...**PERSONAL:** Graduated in 2014 from Delaware Military Academy, where he hit .432 and earned All-State 1st Team honors as a senior.

| YEAR | CLUB | AVG | G | AB | R | H | 2B | 3B | HR | RBI | SH | SF | HP | BB | SO | SB | CS | E |
|----------------------------|-------------|-------------|------------|------------|------------|------------|-----------|----------|-----------|------------|----------|----------|-----------|-----------|------------|-----------|-----------|-----------|
| 2014 | GCL Red Sox | .000 | 4 | 7 | 1 | 0 | 0 | 0 | 0 | 0 | 0 | 0 | 1 | 1 | 2 | 0 | 1 | 0 |
| 2015 | GCL Red Sox | .250 | 39 | 132 | 16 | 33 | 4 | 0 | 0 | 16 | 0 | 0 | 3 | 16 | 22 | 11 | 2 | 1 |
| | Lowell | .400 | 4 | 15 | 4 | 6 | 1 | 0 | 0 | 0 | 0 | 0 | 0 | 2 | 2 | 0 | 0 | 0 |
| 2016 | Lowell | .332 | 61 | 232 | 43 | 77 | 14 | 5 | 4 | 38 | 1 | 1 | 3 | 24 | 41 | 11 | 11 | 8 |
| 2017 | Greenville | .272 | 119 | 459 | 65 | 125 | 19 | 4 | 9 | 57 | 2 | 2 | 13 | 37 | 74 | 42 | 8 | 4 |
| Minor League Totals | | .285 | 227 | 845 | 129 | 241 | 38 | 9 | 13 | 111 | 3 | 3 | 20 | 78 | 141 | 66 | 22 | 13 |

HOUCK, Tanner Lee

RHP

HT: 6-5; **WT:** 215; **BATS:** Right; **THROWS:** Right; **BORN:** 6/29/1996 in St. Louis, MO; **RESIDES:** Collinsville, IL; **SIGNED BY:** Todd Gold; **ACQUIRED:** Red Sox 1st pick (1st round, 24th overall) in the 2017 June Draft.

Enters the 2018 season ranked by *Baseball America* as the Red Sox' No. 3 prospect...Also ranked as having the best slider in the Sox' minor league system...**2017:** Averaged 10.07 SO/9.0 IP in his pro debut...Posted a 2.40 ERA (4 ER/15.0 IP) in 6 August starts...Threw 3.0 scoreless innings vs. Connecticut on 8/1...**PERSONAL:** Was named by *Baseball America* as the No. 8 college prospect available in the 2017 June Draft...Received American Baseball Coaches Association All-Region honors in 2016 and was selected to the All-SEC Freshman Team in 2015...Was drafted by the Toronto Blue Jays out of high school in 2014 but elected to attend the University of Missouri...Ranked 2nd among 3-year players in school history with 292 SO, trailing Kyle Gibson (304 from 2007-09)...Became the 2nd pitcher to throw at least 300 innings in 3 seasons at Missouri... Graduated from Collinsville (IL) High School.

| YEAR | CLUB | W-L | ERA | G | GS | CG | SHO | SV | IP | H | R | ER | HR | HB | BB | SO | WP | BK |
|------|--------|-----|------|----|----|----|-----|----|------|----|----|----|----|----|----|----|----|----|
| 2017 | Lowell | 0-3 | 3.63 | 10 | 10 | 0 | 0 | 0 | 22.1 | 21 | 14 | 9 | 0 | 2 | 8 | 25 | 2 | 0 |

HOUELLEMONT, Ivan Domingo

INF

HT: 6-2; **WT:** 170; **BATS:** Switch; **THROWS:** Right; **BORN:** 9/10/1998 in Fajardo, PR; **RESIDES:** Vieques, PR; **SIGNED BY:** Edgar Perez; **ACQUIRED:** Signed as an international free agent, 7/14/2016.

2017: Hit .333 (16-for-48) vs. LHP and .344 (11-for-32) with RISP and 2 outs...Batted a combined .341 (43-for-126) in July and August...Drove in a career-high 6 runs on 8/1 vs. the DSL Dodgers 1.

| YEAR | CLUB | AVG | G | AB | R | H | 2B | 3B | HR | RBI | SH | SF | HP | BB | SO | SB | CS | E |
|----------------------------|--------------|-------------|-----------|------------|-----------|-----------|----------|----------|----------|-----------|----------|----------|-----------|-----------|-----------|----------|----------|----------|
| 2016 | GCL Red Sox | .000 | 4 | 4 | 0 | 0 | 0 | 0 | 0 | 0 | 0 | 0 | 0 | 0 | 3 | 0 | 0 | 0 |
| | DSL Red Sox1 | .171 | 13 | 35 | 9 | 6 | 1 | 0 | 0 | 1 | 1 | 0 | 2 | 9 | 12 | 1 | 1 | 2 |
| 2017 | DSL Red Sox | .288 | 56 | 170 | 28 | 49 | 6 | 1 | 1 | 29 | 1 | 3 | 13 | 15 | 39 | 5 | 4 | 5 |
| Minor League Totals | | .263 | 73 | 209 | 37 | 55 | 7 | 1 | 1 | 30 | 2 | 3 | 15 | 24 | 54 | 6 | 5 | 7 |

JIMENEZ, Andres Enrique

RHP

HT: 6-1; **WT:** 170; **BATS:** Right; **THROWS:** Right; **BORN:** 10/23/1998 in Villa de Cura, Aragua, VZ; **RESIDES:** San Francisco de Asis, Aragua, VZ; **SIGNED BY:** Rolando Pino and Alex Requena; **ACQUIRED:** Signed as an international free agent, 7/2/2015.

2017: Held RHH to a .145 AVG (10-for-69)...Opened the season with 5 straight scoreless outings (13.0 IP)...**2016:** Posted a 2.04 ERA (4 ER/17.2 IP) in 7 June outings...Began the season with 5 straight scoreless appearances (12.0 IP).

| YEAR | CLUB | W-L | ERA | G | GS | CG | SHO | SV | IP | H | R | ER | HR | HB | BB | SO | WP | BK |
|----------------------------|--------------|------------|-------------|-----------|----------|----------|----------|----------|-------------|-----------|-----------|-----------|----------|----------|-----------|-----------|-----------|----------|
| 2016 | DSL Red Sox2 | 1-3 | 6.25 | 17 | 1 | 0 | 0 | 2 | 36.0 | 42 | 27 | 25 | 3 | 4 | 10 | 22 | 8 | 1 |
| 2017 | DSL Red Sox | 5-1 | 2.25 | 9 | 5 | 0 | 0 | 0 | 32.0 | 19 | 8 | 8 | 2 | 1 | 4 | 28 | 2 | 0 |
| Minor League Totals | | 6-4 | 4.37 | 26 | 6 | 0 | 0 | 2 | 68.0 | 61 | 35 | 33 | 5 | 5 | 14 | 50 | 10 | 1 |

JIMENEZ, Dedgar Alfonso

LHP

HT: 6-3; **WT:** 240; **BATS:** Left; **THROWS:** Left; **BORN:** 3/6/1996 in Araure, Portuguesa, VZ; **RESIDES:** Acarigua, Portuguesa, VZ; **SIGNED BY:** Angel Escobar; **ACQUIRED:** Signed as an international free agent, 7/28/2012.

2017: Went 15-3 with a 3.02 ERA (49 ER/146.0 IP) between High-A Salem (18 G, 17 GS) and Double-A Portland (8 GS)...Named a Carolina League mid-season All-Star...Ranked T-2nd among all minor leaguers in wins...Led Red Sox minor leaguers in wins and ranked 4th in ERA...Also ranked 5th with 118 SO...Began the year with Salem and led the club with 10 wins...After posting a 6.38 ERA through his first 5 outings, held a 2.02 mark (17 ER/75.2 IP) over his final 11...Allowed 1 or 0 runs in 6.0+ IP in 6 of his final 9 starts for Salem...Gave up 0 runs in his final 17.0 IP for Salem, making scoreless starts on 7/8 at Lynchburg (8.0 IP) and 7/14 vs. Potomac (7.0 IP)...Transferred to Portland on 7/23 and threw 5.0+ innings in each of

Player Development

Minor League Players, Continued

his 8 starts with the club...Limited Double-A opponents to a .150 AVG with RISP (6-for-40)...Allowed 0 ER in 6.0 IP on 8/10 at Richmond and on 8/21 at Trenton...Named the Red Sox' Minor League Starting Pitcher of the Month for August/September after going 3-0 with a 2.72 ERA (11 ER/36.1 IP) for the Sea Dogs in 6 August starts...Following the season, appeared in 10 games (3 GS) for Magallanes in the Venezuelan Winter League (19.1 IP)...**2016:** Following the season, appeared in 2 games for Magallanes in the Venezuelan Winter League (4.1 IP)...**2014:** Named Red Sox Latin Program Pitcher of the Year for the 2nd straight year...Led the GCL Red Sox in starts (10), IP (49.1), and SO (37)...**2013:** Named Red Sox Latin Program Pitcher of the Year...Led the DSL Red Sox in starts (tied, 13) and SO (55).

| YEAR | CLUB | W-L | ERA | G | GS | CG | SHO | SV | IP | H | R | ER | HR | HB | BB | SO | WP | BK |
|----------------------------|-------------|--------------|-------------|-----------|-----------|----------|----------|----------|--------------|------------|------------|------------|-----------|-----------|------------|------------|-----------|----------|
| 2013 | DSL Red Sox | 4-3 | 1.50 | 13 | 13 | 0 | 0 | 0 | 60.0 | 45 | 18 | 10 | 1 | 1 | 9 | 55 | 6 | 0 |
| 2014 | GCL Red Sox | 5-2 | 3.28 | 11 | 10 | 0 | 0 | 0 | 49.1 | 54 | 26 | 18 | 3 | 1 | 8 | 37 | 3 | 0 |
| 2015 | Greenville | 9-9 | 4.43 | 23 | 23 | 1 | 0 | 0 | 126.0 | 160 | 77 | 62 | 6 | 5 | 21 | 66 | 4 | 1 |
| 2016 | Salem | 2-3 | 6.35 | 9 | 9 | 0 | 0 | 0 | 39.2 | 52 | 33 | 28 | 1 | 5 | 21 | 14 | 2 | 0 |
| | Greenville | 6-7 | 4.73 | 17 | 17 | 1 | 0 | 0 | 97.0 | 123 | 56 | 51 | 5 | 5 | 15 | 81 | 6 | 0 |
| 2017 | Salem | 10-3 | 3.07 | 18 | 17 | 1 | 0 | 0 | 99.2 | 97 | 41 | 34 | 2 | 6 | 23 | 93 | 5 | 0 |
| | Portland | 5-0 | 2.91 | 8 | 8 | 0 | 0 | 0 | 46.1 | 45 | 16 | 15 | 4 | 2 | 18 | 25 | 2 | 0 |
| Minor League Totals | | 41-27 | 3.79 | 99 | 97 | 3 | 0 | 0 | 518.0 | 576 | 267 | 218 | 22 | 25 | 115 | 371 | 28 | 1 |

KELLEY, Trevor Michael

RHP

HT: 6-2; **WT:** 210; **BATS:** Right; **THROWS:** Right; **BORN:** 10/20/1993 in Providence, RI; **RESIDES:** Wilmington, NC; **SIGNED BY:** Todd Gold; **ACQUIRED:** Red Sox 35th pick (36th round, 1,071st overall) in the 2015 June Draft.

2017: Went 2-1 with 7 saves, a 2.36 ERA (16 ER/61.0 IP), and a 1.08 WHIP between High-A Salem (22 G) and Double-A Portland (16 G)...Named a Carolina League mid-season All-Star...Allowed only 2 HR all season, including none in 26 consecutive outings from 5/19-9/1...Converted all 7 save opportunities with Salem...Allowed 0 runs in 19 of his 22 outings with Salem, including in his first 9 (12.2 IP) and his last 9 (13.2 IP)...Named Red Sox Minor League Relief Pitcher of the Month for June after not allowing a run in 6 outings (9.2 IP)...Promoted to Portland on 7/4 and spent the remainder of the year with the club...Allowed 0 ER in 9 of his 16 appearances for the Sea Dogs...Tossed 2.0+ innings in 8 of his Double-A outings...**2016:** Combined with Single-A Greenville (21 G) and High-A Salem (1 G) to post a 1.83 ERA (8 ER/39.1 IP)...Placed on 7-day DL from 8/24-9/1...**PERSONAL:** Played baseball for 4 seasons at the University of North Carolina...Appeared in 41 games as a senior in 2015, going 5-3 with a 2.55 ERA...Graduated from Ashley (NC) High School.

| YEAR | CLUB | W-L | ERA | G | GS | CG | SHO | SV | IP | H | R | ER | HR | HB | BB | SO | WP | BK |
|----------------------------|-------------|------------|-------------|-----------|----------|----------|----------|-----------|--------------|------------|-----------|-----------|----------|----------|-----------|------------|----------|----------|
| 2015 | GCL Red Sox | 0-0 | 1.29 | 6 | 0 | 0 | 0 | 3 | 7.0 | 5 | 1 | 1 | 0 | 0 | 2 | 8 | 0 | 0 |
| | Lowell | 1-3 | 4.50 | 12 | 0 | 0 | 1 | 18.0 | 20 | 9 | 9 | 1 | 3 | 8 | 20 | 3 | 0 | |
| 2016 | Greenville | 1-3 | 1.93 | 21 | 0 | 0 | 0 | 3 | 37.1 | 34 | 9 | 8 | 2 | 1 | 5 | 40 | 0 | 1 |
| | Salem | 0-0 | 0.00 | 1 | 0 | 0 | 0 | 0 | 2.0 | 0 | 0 | 0 | 0 | 0 | 0 | 3 | 0 | 0 |
| 2017 | Salem | 1-0 | 1.34 | 22 | 0 | 0 | 0 | 7 | 33.2 | 23 | 5 | 5 | 1 | 0 | 8 | 32 | 2 | 0 |
| | Portland | 1-1 | 3.62 | 16 | 0 | 0 | 0 | 0 | 27.1 | 28 | 12 | 11 | 1 | 2 | 7 | 17 | 1 | 0 |
| Minor League Totals | | 4-7 | 2.44 | 78 | 0 | 0 | 0 | 14 | 125.1 | 110 | 36 | 34 | 5 | 6 | 30 | 120 | 6 | 1 |

KEMP, Trenton Jarrett (Trent)

OF

HT: 6-2; **WT:** 195; **BATS:** Right; **THROWS:** Right; **BORN:** 9/30/1995 in Clovis, CA; **RESIDES:** Clovis, CA; **SIGNED BY:** Demond Smith; **ACQUIRED:** Red Sox 16th pick (15th round, 464th overall) in the 2014 June Draft.

2017: Played in only 33 games for High-A Salem, missing most of the season on the disabled list...Hit .368 vs. LHP (14-for-38)...Began the year on the DL and was reinstated on 5/1, hitting safely in each of his first 14 starts from 5/2-20 (23-for-55, .418)...Recorded a season-high 4 hits on 5/20 vs. Myrtle Beach...Returned to the DL on 6/14 and missed the remainder of the season...**2015:** Led the GCL Red Sox in 3B (4) and BB (tied, 24)...Hit by a pitch 4 times on 7/3 at the GCL Twins...**PERSONAL:** Graduated in 2014 from Buchanan (CA) High School, where he was a 2-time All-State 1st Team selection.

| YEAR | CLUB | AVG | G | AB | R | H | 2B | 3B | HR | RBI | SH | SF | HP | BB | SO | SB | CS | E |
|----------------------------|-------------|-------------|------------|------------|------------|------------|-----------|-----------|-----------|------------|----------|----------|-----------|-----------|------------|-----------|----------|----------|
| 2014 | GCL Red Sox | .225 | 38 | 120 | 21 | 27 | 8 | 0 | 3 | 20 | 0 | 0 | 3 | 12 | 36 | 3 | 2 | 1 |
| 2015 | GCL Red Sox | .234 | 40 | 124 | 20 | 29 | 6 | 4 | 0 | 14 | 1 | 1 | 4 | 24 | 33 | 8 | 3 | 1 |
| | Lowell | .069 | 10 | 29 | 3 | 2 | 1 | 0 | 1 | 4 | 0 | 0 | 0 | 1 | 8 | 0 | 0 | 0 |
| 2016 | Greenville | .244 | 92 | 311 | 42 | 76 | 18 | 3 | 13 | 52 | 1 | 0 | 5 | 32 | 123 | 7 | 3 | 2 |
| 2017 | Salem | .316 | 33 | 117 | 22 | 37 | 10 | 3 | 2 | 15 | 0 | 2 | 0 | 11 | 34 | 4 | 1 | 3 |
| Minor League Totals | | .244 | 213 | 701 | 108 | 171 | 43 | 10 | 19 | 105 | 2 | 3 | 12 | 80 | 234 | 22 | 9 | 7 |

KENT, Matthew Allen (Matt)

LHP

HT: 6-0; **WT:** 180; **BATS:** Left; **THROWS:** Left; **BORN:** 9/13/1992 in Waco, TX; **RESIDES:** Hewitt, TX; **SIGNED BY:** Jon Adkins; **ACQUIRED:** Red Sox 12th pick (13th round, 381st overall) in the 2015 June Draft.

2017: Made a team-high 28 starts for High-A Salem...Also led the club with 164.0 IP and 142 SO and ranked 2nd in wins with 7...Tossed 6.0+ innings in 16 starts, and 7.0+ innings in 5...Allowed 3 ER or fewer in 8 consecutive starts from 5/5-6/12 (4-0, 3.22 ERA, 18 ER/50.1 IP)...Allowed 2 runs on 4 hits over a season-high 8.0 IP to earn the win on 6/12 vs. Carolina...Posted a 2.95 ERA (12 ER/36.2 IP) over 6 starts in July...Pitched 7.0 scoreless innings and recorded a season-high 10 SO on 7/30 vs. Frederick...**2016:** Led the Carolina League in innings pitched (156.0)...**2015:** Ranked T-2nd in the New York-Penn League in wins (7) despite pitching only in relief...Led Short-A Lowell (min. 20.0 IP) in wins, ERA (1.86), and WHIP (1.12)...**PERSONAL:** Played for 3 seasons at Texas A&M University...Went 9-1 with a 2.76 ERA as a junior in 2015...In 4 postseason starts in the SEC Tournament and NCAA Championship, went 3-0 with a 0.59 ERA (30.2 IP, 2 R, 21 H)...Graduated from Midway (TX) High School, where he hit .421 and went 10-1 with a 0.63 ERA and 3 no-hitters as a senior in 2011.

Minor League Players, Continued

| YEAR | CLUB | W-L | ERA | G | GS | CG | SHO | SV | IP | H | R | ER | HR | HB | BB | SO | WP | BK |
|----------------------------|------------|--------------|-------------|-----------|-----------|----------|----------|----------|--------------|------------|------------|------------|-----------|-----------|-----------|------------|-----------|----------|
| 2015 | Lowell | 7-1 | 1.86 | 14 | 0 | 0 | 0 | 1 | 48.1 | 44 | 13 | 10 | 1 | 3 | 10 | 35 | 4 | 0 |
| 2016 | Greenville | 0-0 | 1.50 | 2 | 2 | 0 | 0 | 0 | 12.0 | 9 | 3 | 2 | 0 | 0 | 4 | 5 | 0 | 0 |
| | Salem | 10-7 | 3.69 | 26 | 26 | 1 | 0 | 0 | 156.0 | 171 | 70 | 64 | 4 | 14 | 33 | 120 | 4 | 0 |
| 2017 | Salem | 7-7 | 4.23 | 28 | 28 | 0 | 0 | 0 | 164.0 | 186 | 90 | 77 | 12 | 6 | 38 | 142 | 5 | 1 |
| Minor League Totals | | 24-15 | 3.62 | 70 | 56 | 1 | 0 | 1 | 380.1 | 410 | 176 | 153 | 17 | 23 | 85 | 302 | 13 | 1 |

LAKINS, Travis Clay

RHP

HT: 6-1; **WT:** 180; **BATS:** Right; **THROWS:** Right; **BORN:** 6/29/1994 in Middletown, OH; **RESIDES:** Franklin, OH; **SIGNED BY:** John Pyle; **ACQUIRED:** Red Sox 5th pick (6th round, 171st overall) in the 2015 June Draft.

Enters the 2018 season ranked by *Baseball America* as the Red Sox' No. 22 prospect...**2017:** Entered the 2017 season ranked by *Baseball America* as the Red Sox' No. 13 prospect...Pitched for High-A Salem (7 GS) and Double-A Portland (8 GS) before being placed on the disabled list on 7/4 and missing the remainder of the season...Began the year with Salem and went 5-0...Allowed 5 ER in 5.0 IP on 4/21 at Frederick, but posted a 1.64 ERA (6 ER/33.0 IP) in his other 6 starts with Salem...Assigned to Portland on 5/11...Held a 10.20 ERA and a .377 opponent AVG in his first 4 Double-A starts, but posted a 2.35 ERA (4 ER/15.1 IP) and a .212 opponent AVG (11-for-52) in his final 4 outings with Portland...**2016:** Placed on the 7-day DL on 7/27 and missed the remainder of the season...**2015:** Made pro debut in Game 1 of the GCL Finals...Following the season, ranked by *Baseball America* as the No. 16 prospect in the Red Sox organization...**PERSONAL:** Played baseball for 2 seasons at Ohio State University...Graduated from Franklin (OH) High School, where he was a 3-time all-conference selection in both baseball and basketball.

| YEAR | CLUB | W-L | ERA | G | GS | CG | SHO | SV | IP | H | R | ER | HR | HB | BB | SO | WP | BK |
|----------------------------|----------|-------------|-------------|-----------|-----------|----------|----------|----------|--------------|------------|------------|-----------|-----------|----------|-----------|------------|----------|----------|
| 2015 | Lowell | 0-0 | 0.00 | 1 | 1 | 0 | 0 | 0 | 2.0 | 0 | 0 | 0 | 0 | 0 | 1 | 3 | 0 | 0 |
| 2016 | Salem | 6-3 | 5.93 | 19 | 18 | 0 | 0 | 0 | 91.0 | 111 | 65 | 60 | 8 | 5 | 36 | 79 | 5 | 1 |
| 2017 | Salem | 5-0 | 2.61 | 7 | 7 | 0 | 0 | 0 | 38.0 | 32 | 12 | 11 | 2 | 0 | 13 | 43 | 3 | 0 |
| | Portland | 0-4 | 6.23 | 8 | 8 | 0 | 0 | 0 | 30.1 | 34 | 25 | 21 | 2 | 1 | 21 | 19 | 1 | 0 |
| Minor League Totals | | 11-7 | 5.13 | 35 | 34 | 0 | 0 | 0 | 161.1 | 177 | 102 | 92 | 12 | 6 | 71 | 144 | 9 | 1 |

LAMEDA, Raiwinson Roberto

1B/OF

HT: 5-11; **WT:** 175; **BATS:** Left; **THROWS:** Right; **BORN:** 10/7/1995 in San Carlos, Cojedes, VZ; **RESIDES:** San Carlos, Cojedes, VZ; **SIGNED BY:** Eddie Romero and Angel Escobar; **ACQUIRED:** Signed as an international free agent, 7/15/2012.

2017: Hit .357 (15-for-42) after the All-Star break (12 G)...**2016:** Led the GCL Red Sox in triples (2) and RBI (tied, 21).

| YEAR | CLUB | AVG | G | AB | R | H | 2B | 3B | HR | SH | SF | HP | BB | SO | SB | CS | E | |
|----------------------------|-------------|-------------|------------|------------|------------|------------|-----------|-----------|----------|------------|----------|-----------|-----------|-----------|------------|-----------|-----------|-----------|
| 2013 | DSL Red Sox | .220 | 56 | 200 | 27 | 44 | 10 | 3 | 0 | 19 | 2 | 2 | 3 | 15 | 35 | 8 | 5 | |
| 2014 | DSL Red Sox | .307 | 51 | 199 | 39 | 61 | 7 | 4 | 2 | 32 | 2 | 4 | 5 | 14 | 27 | 13 | 6 | |
| 2015 | GCL Red Sox | .393 | 12 | 28 | 3 | 11 | 2 | 1 | 0 | 5 | 0 | 0 | 0 | 8 | 4 | 0 | 2 | |
| 2016 | GCL Red Sox | .238 | 54 | 193 | 16 | 46 | 9 | 2 | 0 | 21 | 2 | 1 | 3 | 14 | 40 | 3 | 2 | |
| 2017 | Lowell | .240 | 51 | 192 | 15 | 46 | 7 | 3 | 2 | 24 | 1 | 4 | 1 | 8 | 37 | 4 | 2 | |
| Minor League Totals | | .256 | 224 | 812 | 100 | 208 | 35 | 13 | 4 | 101 | 7 | 11 | 12 | 59 | 143 | 28 | 17 | 20 |

LANTIGUA, Marcos Amable

RHP

HT: 6-3; **WT:** 200; **BATS:** Right; **THROWS:** Right; **BORN:** 12/14/1995 in Boston, MA; **RESIDES:** Santo Domingo Centro, Santo Domingo, DR; **SIGNED BY:** Eddie Romero; **ACQUIRED:** Signed as an international free agent, 5/5/2014.

2017: Made his season debut on 6/24 with Short-A Lowell, but was assigned to the GCL Red Sox on 6/26 and spent the rest of the season there...Allowed 0 runs in 9 of his 17 GCL outings.

| YEAR | CLUB | W-L | ERA | G | GS | CG | SHO | SV | IP | H | R | ER | HR | HB | BB | SO | WP | BK |
|----------------------------|--------------|------------|-------------|-----------|----------|----------|----------|----------|-------------|-----------|-----------|-----------|----------|----------|-----------|-----------|-----------|----------|
| 2014 | DSL Red Sox | 0-0 | 7.50 | 8 | 0 | 0 | 0 | 1 | 12.0 | 13 | 16 | 10 | 0 | 1 | 13 | 10 | 4 | 0 |
| 2015 | DSL Red Sox1 | 0-0 | 10.66 | 9 | 0 | 0 | 0 | 0 | 12.2 | 17 | 19 | 15 | 1 | 1 | 6 | 8 | 5 | 0 |
| | DSL Red Sox2 | 0-0 | 3.14 | 8 | 0 | 0 | 0 | 2 | 14.1 | 8 | 6 | 5 | 1 | 2 | 7 | 16 | 4 | 0 |
| 2016 | GCL Red Sox | 1-0 | 11.25 | 13 | 0 | 0 | 0 | 0 | 16.0 | 33 | 21 | 20 | 0 | 0 | 8 | 15 | 3 | 0 |
| 2017 | Lowell | 0-0 | 0.00 | 1 | 0 | 0 | 0 | 0 | 2.0 | 2 | 1 | 0 | 0 | 0 | 1 | 0 | 1 | 0 |
| | GCL Red Sox | 1-1 | 4.94 | 17 | 0 | 0 | 0 | 3 | 23.2 | 24 | 16 | 13 | 0 | 4 | 9 | 21 | 0 | 0 |
| Minor League Totals | | 2-1 | 7.03 | 56 | 0 | 0 | 0 | 6 | 80.2 | 97 | 79 | 63 | 2 | 8 | 44 | 70 | 17 | 0 |

LAU, Adam Forrest

RHP

HT: 6-2; **WT:** 210; **BATS:** Right; **THROWS:** Right; **BORN:** 7/5/1994 in Norfolk, VA; **RESIDES:** Madison, AL; **SIGNED BY:** Danny Watkins; **ACQUIRED:** Red Sox 36th pick (37th round, 1,101st overall) in the 2015 June Draft.

2017: Made a team-high 37 appearances for High-A Salem...Shared the team lead with 7 saves...Held RHH to a .220 AVG and a .596 OPS (31-for-141, 2 HR)...Pitched 2.0+ innings in 20 of his outings, including in 6 straight from 4/12-5/3 (1.46 ERA, 2 ER/12.1 IP)...Did not allow an ER in his final 10 appearances, beginning 7/24 (16.2 IP, R, 7 H)...**2015:** Earned the save in Game 2 of the GCL Finals to clinch the league title...**PERSONAL:** Played baseball for 3 seasons at the University of Alabama at Birmingham (2013-15)...Named to the 2015 John Olerud Two-Way Player of the Year Watch List, leading UAB in ERA (1.71) and saves (7) with 42 SO in 31.2 IP...Also hit .254 with 4 HR and led the team in SB (12)...Graduated from Sparkman (AL) High School, where he also played football.

| YEAR | CLUB | W-L | ERA | G | GS | CG | SHO | SV | IP | H | R | ER | HR | HB | BB | SO | WP | BK |
|----------------------------|-------------|-------------|-------------|-----------|----------|----------|----------|-----------|--------------|------------|-----------|-----------|-----------|-----------|-----------|------------|-----------|----------|
| 2015 | GCL Red Sox | 0-0 | 4.09 | 11 | 0 | 0 | 0 | 3 | 11.0 | 14 | 5 | 5 | 1 | 0 | 6 | 14 | 3 | 0 |
| 2016 | Salem | 3-0 | 4.35 | 5 | 0 | 0 | 0 | 0 | 10.1 | 4 | 5 | 5 | 1 | 3 | 6 | 10 | 2 | 1 |
| | Greenville | 3-2 | 3.54 | 29 | 1 | 0 | 0 | 4 | 53.1 | 36 | 22 | 21 | 4 | 8 | 36 | 58 | 11 | 1 |
| 2017 | Salem | 4-7 | 2.98 | 37 | 0 | 0 | 0 | 7 | 63.1 | 56 | 23 | 21 | 4 | 4 | 31 | 68 | 2 | 0 |
| Minor League Totals | | 10-9 | 3.39 | 82 | 1 | 0 | 0 | 14 | 138.0 | 110 | 55 | 52 | 10 | 15 | 79 | 150 | 18 | 2 |

Player Development

Minor League Players, Continued

LEGRANT, Marvin Xavier (Xavier)

2B

HT: 6-0; **WT:** 175; **BATS:** Right; **THROWS:** Right; **BORN:** 4/19/1997 in Charlotte, NC; **RESIDES:** Charlotte, NC; **SIGNED BY:** Pat Portugal; **ACQUIRED:** Red Sox 27th pick (27th round, 821st overall) in the 2017 June Draft.

2017: Placed on the DL on 8/12 and missed the rest of the season...**PERSONAL:** Played baseball at North Carolina State University (2016) and Spartanburg Methodist College (2017)...Attended Phillip O. Berry Academy of Technology in Charlotte, NC.

| YEAR | CLUB | AVG | G | AB | R | H | 2B | 3B | HR | RBI | SH | SF | HP | BB | SO | SB | CS | E |
|------|-------------|------|----|----|---|---|----|----|----|-----|----|----|----|----|----|----|----|---|
| 2017 | GCL Red Sox | .115 | 11 | 26 | 2 | 3 | 1 | 0 | 0 | 0 | 0 | 0 | 1 | 3 | 10 | 0 | 0 | 0 |

LoBRUTTO, Dominic Christopher

LHP

HT: 6-3; **WT:** 190; **BATS:** Left; **THROWS:** Left; **BORN:** 5/31/1996 in Red Bank, NJ; **RESIDES:** Sebastian, FL; **SIGNED BY:** Willie Romay; **ACQUIRED:** Red Sox 18th pick (18th round, 551st overall) in the 2017 June Draft.

2017: Ranked among Short-A Lowell leaders in saves (T-1st, 5) and appearances (T-3rd, 15) in his pro debut...Struck out 2+ batters in 10 of his 15 appearances and 3+ batters in 6 of them...Held RHH to a .159 AVG (10-for-63)...Held opponents to a .150 AVG (6-for-40) with RISP...**PERSONAL:** Played baseball for 3 seasons at Florida International University (2015-17)...Attended Winter Springs (FL) High School.

| YEAR | CLUB | W-L | ERA | G | GS | CG | SHO | SV | IP | H | R | ER | HR | HB | BB | SO | WP | BK |
|------|--------|-----|------|----|----|----|-----|----|------|----|----|----|----|----|----|----|----|----|
| 2017 | Lowell | 1-1 | 3.28 | 15 | 0 | 0 | 0 | 5 | 24.2 | 20 | 10 | 9 | 2 | 2 | 18 | 30 | 2 | 0 |

LOPEZ, Deiner Antonio

INF/OF

HT: 6-0; **WT:** 165; **BATS:** Switch; **THROWS:** Right; **BORN:** 5/30/1994 in Santa Barbara, Zulia, VZ; **RESIDES:** Santa Barbara, Zulia, VZ; **SIGNED BY:** Ernesto Gomez; **ACQUIRED:** Signed as an international free agent, 9/1/2010.

In his minor league career, has made 169 starts at 2B, 161 at SS, 65 at 3B, and 26 in the OF...**2017:** Hit .249 (76-for-305) with 5 HR in 92 games between High-A Salem (19 G) and Double-A Portland (73 G)...Made 58 starts at SS, 19 at 2B, 8 at 3B, and 2 in the OF...Collected a season-high 4 hits on 4/11 at Lynchburg...Hit .317 (13-for-41) over his final 10 games with Salem...Assigned to Portland on 5/2, where he spent the remainder of the season...Hit .339 (21-for-69) in 21 May games for the Sea Dogs...Following the season, hit .312 (34-for-109) in 42 games for Lara in the Venezuelan Winter League...**2016:** Following a full season with High-A Salem, appeared in 8 games for Lara in the Venezuelan Winter League...**2015:** Following the season, made 1 appearance as a PR/3B for Lara in the Venezuelan Winter League (0-for-0, SB, R)...**2014:** Led Short-A Lowell in SB (15)...**2011:** Led the DSL Red Sox in 3B (4), RBI (34), and runs (tied, 43).

| YEAR | CLUB | AVG | G | AB | R | H | 2B | 3B | HR | RBI | SH | SF | HP | BB | SO | SB | CS | E |
|----------------------------|-------------|-------------|------------|-------------|------------|------------|-----------|-----------|-----------|------------|-----------|----------|-----------|------------|------------|-----------|-----------|-----------|
| 2011 | DSL Red Sox | .250 | 61 | 220 | 43 | 55 | 9 | 4 | 1 | 34 | 3 | 0 | 12 | 40 | 48 | 17 | 6 | 12 |
| 2012 | GCL Red Sox | .267 | 37 | 116 | 17 | 31 | 8 | 0 | 0 | 12 | 2 | 0 | 3 | 10 | 25 | 7 | 2 | 5 |
| 2013 | GCL Red Sox | .284 | 25 | 88 | 11 | 25 | 4 | 4 | 0 | 7 | 1 | 0 | 4 | 4 | 20 | 8 | 5 | 2 |
| | Lowell | .210 | 28 | 100 | 15 | 21 | 3 | 0 | 0 | 10 | 1 | 0 | 2 | 10 | 23 | 4 | 1 | 4 |
| 2014 | Lowell | .277 | 48 | 159 | 24 | 44 | 6 | 1 | 2 | 16 | 4 | 1 | 5 | 10 | 33 | 15 | 4 | 11 |
| 2015 | Greenville | .282 | 36 | 124 | 14 | 35 | 2 | 3 | 2 | 11 | 1 | 0 | 0 | 7 | 29 | 5 | 3 | 3 |
| | Salem | .270 | 41 | 141 | 18 | 38 | 8 | 0 | 0 | 12 | 0 | 1 | 3 | 6 | 35 | 4 | 5 | 2 |
| 2016 | Salem | .244 | 98 | 312 | 49 | 76 | 12 | 5 | 3 | 28 | 6 | 2 | 2 | 26 | 77 | 15 | 5 | 16 |
| 2017 | Salem | .257 | 19 | 74 | 11 | 19 | 2 | 1 | 2 | 10 | 1 | 0 | 0 | 2 | 9 | 7 | 3 | 3 |
| | Portland | .247 | 73 | 231 | 38 | 57 | 5 | 1 | 3 | 17 | 5 | 2 | 1 | 16 | 66 | 5 | 0 | 10 |
| Minor League Totals | | .256 | 466 | 1565 | 240 | 401 | 59 | 19 | 13 | 157 | 24 | 6 | 32 | 131 | 365 | 87 | 34 | 68 |

LOPEZ-SOTO, Francisco

RHP

HT: 6-5; **WT:** 220; **BATS:** Right; **THROWS:** Right; **BORN:** 12/18/1996 in Carolina, PR; **RESIDES:** Carolina, PR; **SIGNED BY:** Lane Decker; **ACQUIRED:** Red Sox 25th pick (25th round, 748th overall) in the 2016 June Draft.

2017: Made his season debut with Short-A Lowell on 6/23, but was assigned to the GCL Red Sox on 6/26 and spent the remainder of the season there...Between the 2 clubs, held RHH to a .102 AVG and a .143 SLG (5-for-49, 2 2B, 0 HR)...Ranked among GCL Red Sox leaders in wins (T-1st, 3), appearances (T-3rd, 14), and ERA (2nd, 2.49, min. 20.0 IP)...Allowed just 1 ER in 7.2 IP (1.17 ERA) over his final 5 outings...**2016:** Made 1 appearance with Santurce in the Puerto Rican Winter League.

| YEAR | CLUB | W-L | ERA | G | GS | CG | SHO | SV | IP | H | R | ER | HR | HB | BB | SO | WP | BK |
|----------------------------|-------------|------------|-------------|-----------|----------|----------|----------|----------|-------------|-----------|-----------|-----------|----------|----------|-----------|-----------|----------|----------|
| 2016 | GCL Red Sox | 2-1 | 6.75 | 9 | 0 | 0 | 0 | 0 | 12.0 | 12 | 9 | 9 | 2 | 2 | 8 | 6 | 3 | 0 |
| 2017 | Lowell | 0-0 | 0.00 | 1 | 0 | 0 | 0 | 0 | 1.0 | 1 | 0 | 0 | 0 | 0 | 0 | 3 | 1 | 0 |
| | GCL Red Sox | 3-1 | 2.49 | 14 | 0 | 0 | 0 | 0 | 21.2 | 12 | 7 | 6 | 2 | 3 | 22 | 25 | 3 | 0 |
| Minor League Totals | | 5-2 | 3.89 | 24 | 0 | 0 | 0 | 0 | 34.2 | 25 | 16 | 15 | 4 | 5 | 30 | 34 | 7 | 0 |

LOVULLO, Dominic (Nick)

INF

HT: 6-0; **WT:** 175; **BATS:** Right; **THROWS:** Right; **BORN:** 12/1/1993 in Tarzana, CA; **RESIDES:** Thousand Oaks, CA; **SIGNED BY:** Ray Fagnant; **ACQUIRED:** Red Sox 20th pick (20th round, 598th overall) in the 2016 June Draft.

2017: Hit .259 (84-for-324) with a .348 OBP for High-A Salem (74 G), Single-A Greenville (27 G), and Double-A Portland (6 G)...Made 95 starts at 2B and 10 at SS...For Greenville, hit .329 (25-for-76) and recorded more BB (14) than SO (12)...Placed on the DL from 6/4-10, but returned and went 9-for-16 (.563) in his remaining 6 games with the Drive...Transferred to Salem on 6/22 and spent most of the remainder of his season there...During a 23-game stretch with Salem (17 G) and Portland (6 G) from 7/2-29, hit .315 (23-for-73)...**PERSONAL:** Is the son of Torey Lovullo, manager of the Arizona Diamondbacks and former Red Sox bench coach...Also selected by the Red Sox in the 34th round in the 2015 June Draft before deciding to return to Holy Cross for his senior season...Was named to the All-Patriot League First Team in 2015, his junior season...Played for the Falmouth Commodores of the Cape Cod League in 2015...Graduated from Newbury Park (CA) High School.

Minor League Players, Continued

| YEAR | CLUB | AVG | G | AB | R | H | 2B | 3B | HR | RBI | SH | SF | HP | BB | SO | SB | CS | E |
|----------------------------|------------|-------------|------------|------------|-----------|------------|-----------|----------|----------|-----------|-----------|----------|----------|-----------|------------|----------|----------|-----------|
| 2016 | Lowell | .268 | 18 | 56 | 8 | 15 | 1 | 1 | 0 | 5 | 2 | 1 | 1 | 8 | 10 | 1 | 1 | 2 |
| | Portland | .333 | 2 | 9 | 1 | 3 | 0 | 0 | 0 | 1 | 0 | 0 | 0 | 0 | 1 | 0 | 0 | 0 |
| 2017 | Greenville | .163 | 37 | 129 | 15 | 21 | 4 | 0 | 0 | 4 | 3 | 0 | 1 | 9 | 33 | 0 | 1 | 8 |
| | Greenville | .329 | 27 | 76 | 19 | 25 | 6 | 0 | 1 | 11 | 4 | 1 | 2 | 14 | 12 | 1 | 0 | 2 |
| | Portland | .294 | 6 | 17 | 0 | 5 | 0 | 0 | 0 | 2 | 0 | 0 | 0 | 3 | 5 | 0 | 0 | 1 |
| | Salem | .234 | 74 | 231 | 26 | 54 | 7 | 3 | 1 | 19 | 4 | 1 | 2 | 24 | 39 | 4 | 3 | 6 |
| Minor League Totals | | .237 | 164 | 518 | 69 | 123 | 18 | 4 | 2 | 42 | 13 | 3 | 6 | 58 | 100 | 6 | 5 | 13 |

LOZADA, Everlouis

INF

HT: 5-7; **WT:** 150; **BATS:** Switch; **THROWS:** Right; **BORN:** 11/14/1998 in Anaco, Anzoategui, VZ; **RESIDES:** Porlamar, Nueva Esparta, VZ; **SIGNED BY:** Eddie Romero and Ramon Mora; **ACQUIRED:** Signed as an international free agent, 7/2/2015.

2017: Spent the majority of the season with the GCL Red Sox...Held the 6th-highest AVG in the GCL (.314) and ranked among team leaders in games (3rd, 44), runs (3rd, 26), hits (3rd, 50), 2B (T-2nd, 9), and RBI (2nd, 20)...Batted .325 (37-for-114) vs. RHP in the GCL...Hit .304 in July (17-for-56) and .356 in August (31-for-87)...Collected a season-high 4 RBI on 7/20 vs. the GCL Orioles and a season-best 4 hits on 8/9 vs. the GCL Rays...Assigned to Short-A Lowell on 9/3...Played 3 games for the club, batting .583 (7-for-12)...**2016:** Led the DSL Red Sox2 in runs (48, 8th in DSL), walks (tied, 35) and stolen bases (17).

| YEAR | CLUB | AVG | G | AB | R | H | 2B | 3B | HR | RBI | SH | SF | HP | BB | SO | SB | CS | E |
|----------------------------|--------------|-------------|------------|------------|-----------|------------|-----------|----------|----------|-----------|----------|----------|----------|-----------|-----------|-----------|-----------|-----------|
| 2016 | DSL Red Sox2 | .298 | 62 | 248 | 48 | 74 | 12 | 4 | 1 | 30 | 2 | 1 | 3 | 35 | 56 | 17 | 6 | 17 |
| 2017 | GCL Red Sox | .314 | 44 | 159 | 26 | 50 | 9 | 2 | 0 | 20 | 0 | 2 | 1 | 18 | 27 | 6 | 4 | 3 |
| | Lowell | .583 | 3 | 12 | 0 | 7 | 0 | 0 | 0 | 1 | 0 | 0 | 0 | 0 | 1 | 0 | 1 | 1 |
| Minor League Totals | | .313 | 109 | 419 | 74 | 131 | 21 | 6 | 1 | 51 | 2 | 3 | 4 | 53 | 84 | 23 | 11 | 21 |

LUCENA, Isaias Francisco

C

HT: 5-11; **WT:** 180; **BATS:** Switch; **THROWS:** Right; **BORN:** 11/15/1994 in Barquisimeto, Lara, VZ; **RESIDES:** Cabudare, Lara, VZ; **SIGNED BY:** Eddie Romero; **ACQUIRED:** Signed as an international free agent, 9/2/2012.

Has thrown out 63 of 207 (30.4%) attempted base stealers in 138 minor league games (127 starts) at catcher...**2017:** Made 46 starts at catcher and threw out 20 of 59 attempted base stealers (33.9%)...Hit 5 HR, after hitting none from 2013-16.

| YEAR | CLUB | AVG | G | AB | R | H | 2B | 3B | HR | RBI | SH | SF | HP | BB | SO | SB | CS | E |
|----------------------------|-------------|-------------|------------|------------|-----------|------------|-----------|----------|----------|-----------|----------|----------|----------|-----------|------------|----------|----------|-----------|
| 2013 | DSL Red Sox | .216 | 30 | 88 | 12 | 19 | 4 | 1 | 0 | 13 | 1 | 1 | 2 | 18 | 16 | 3 | 1 | 1 |
| 2014 | DSL Red Sox | .272 | 41 | 147 | 17 | 40 | 13 | 1 | 0 | 22 | 0 | 1 | 1 | 28 | 31 | 3 | 0 | 2 |
| 2015 | GCL Red Sox | .280 | 19 | 50 | 7 | 14 | 3 | 0 | 0 | 2 | 0 | 0 | 0 | 10 | 12 | 0 | 0 | 2 |
| | Lowell | .455 | 4 | 11 | 0 | 5 | 1 | 0 | 0 | 2 | 1 | 0 | 0 | 1 | 2 | 0 | 0 | 0 |
| 2016 | Lowell | .208 | 26 | 77 | 10 | 16 | 4 | 0 | 0 | 9 | 1 | 0 | 0 | 11 | 22 | 0 | 0 | 3 |
| 2017 | Greenville | .251 | 53 | 187 | 14 | 47 | 7 | 0 | 5 | 21 | 2 | 1 | 0 | 16 | 53 | 3 | 2 | 3 |
| Minor League Totals | | .252 | 173 | 560 | 60 | 141 | 32 | 2 | 5 | 69 | 5 | 3 | 3 | 84 | 136 | 9 | 3 | 11 |

MADDEN, Charles (Charlie)

C

HT: 6-3; **WT:** 205; **BATS:** Right; **THROWS:** Right; **BORN:** 9/1/1995 in Atlanta, GA; **RESIDES:** Dunwoody, GA; **SIGNED BY:** Brian Moehler; **ACQUIRED:** Red Sox 24th pick (24th round, 731st overall) in the 2017 June Draft.

2017: Started 17 games at catcher in his pro debut...**PERSONAL:** Played baseball at Mercer University (Macon, GA) from 2014-17...Named to the CoSIDA Academic All-America 2nd Team as a senior...Selected by CWS in the 25th round of the 2016 June Draft, but did not sign...Graduated from Dunwoody (GA) High School.

| YEAR | CLUB | AVG | G | AB | R | H | 2B | 3B | HR | RBI | SH | SF | HP | BB | SO | SB | CS | E |
|------|--------|------|----|----|---|---|----|----|----|-----|----|----|----|----|----|----|----|---|
| 2017 | Lowell | .176 | 19 | 51 | 4 | 9 | 3 | 0 | 1 | 5 | 1 | 0 | 1 | 9 | 18 | 0 | 0 | 2 |

MADERA, Christopher M. (Chris)

OF/INF

HT: 5-10; **WT:** 190; **BATS:** Right; **THROWS:** Right; **BORN:** 8/23/1992 in Santo Domingo, DR; **RESIDES:** North Bergen, NJ; **SIGNED BY:** Danny Watkins; **ACQUIRED:** Signed as a non-drafted free agent, 6/19/2015.

2017: Hit .252 (102-for-404) in 107 games between Single-A Greenville (48 G) and High-A Salem (59 G)...Recorded 13 OF assists...Also appeared at 2B for 1 game with Salem...Batted .309 (46-for-149) in 39 games for the Drive from 4/25-6/18...Scored a season-high 4 runs on 6/16 at Rome...Assigned to Salem on 7/1 and spent the remainder of the season there...Following the season, played in 20 games for Estrellas Orientales in the Dominican Winter League...**PERSONAL:** Played baseball for 2 seasons (2014-15) at Faulkner University (AL) after transferring from Northwest Florida State College...Named 2015 Southern States Athletic Conference Player of the Year and an NAIA All-American after hitting .398 (98-for-246) with 18 2B, 5 3B, 9 HR, 56 SB, and 77 runs in 66 games, along with 7 OF assists...Attended Avon (CT) Old Farms School...Selected by CHC in the 33rd round of the 2013 June Draft, but did not sign.

| YEAR | CLUB | AVG | G | AB | R | H | 2B | 3B | HR | RBI | SH | SF | HP | BB | SO | SB | CS | E |
|----------------------------|-------------|-------------|------------|------------|-----------|------------|-----------|----------|----------|-----------|-----------|----------|----------|-----------|------------|-----------|-----------|----------|
| 2015 | GCL Red Sox | .264 | 28 | 91 | 13 | 24 | 2 | 0 | 1 | 13 | 0 | 1 | 2 | 9 | 16 | 6 | 2 | 1 |
| 2016 | Lowell | .259 | 48 | 166 | 26 | 43 | 6 | 2 | 2 | 20 | 3 | 1 | 2 | 24 | 23 | 12 | 4 | 2 |
| | Portland | .000 | 1 | 5 | 0 | 0 | 0 | 0 | 0 | 0 | 0 | 0 | 0 | 0 | 0 | 0 | 0 | 0 |
| 2017 | Greenville | .276 | 48 | 185 | 34 | 51 | 6 | 0 | 5 | 22 | 1 | 1 | 2 | 21 | 39 | 12 | 2 | 1 |
| | Salem | .233 | 59 | 219 | 19 | 51 | 5 | 2 | 0 | 14 | 6 | 0 | 1 | 22 | 35 | 9 | 6 | 1 |
| Minor League Totals | | .254 | 184 | 666 | 92 | 169 | 19 | 4 | 8 | 69 | 10 | 3 | 7 | 76 | 113 | 39 | 14 | 5 |

Player Development

Minor League Players, Continued

MARRERO, Alan

C

HT: 5-10; **WT:** 195; **BATS:** Right; **THROWS:** Right; **BORN:** 2/25/1998 in Bayamon, PR; **RESIDES:** Bayamon, PR; **SIGNED BY:** Edgar Perez; **ACQUIRED:** Red Sox 8th pick (8th round, 238th overall) in the 2016 June Draft.

2017: Threw out 9 of 25 (36.0%) attempted base stealers...Had a season-high 4 RBI on 7/20 vs. the GCL Orioles...**2016:** Threw out 12 of 41 (29.3%) attempted base stealers...**PERSONAL:** Attended Colegio de Estudios Individualizados in Puerto Rico.

| YEAR | CLUB | AVG | G | AB | R | H | 2B | 3B | HR | RBI | SH | SF | HP | BB | SO | SB | CS | E |
|----------------------------|-------------|-------------|-----------|------------|-----------|-----------|----------|----------|----------|-----------|----------|----------|----------|-----------|-----------|----------|----------|----------|
| 2016 | GCL Red Sox | .093 | 22 | 54 | 5 | 5 | 0 | 0 | 1 | 3 | 0 | 0 | 2 | 14 | 30 | 0 | 0 | 6 |
| 2017 | GCL Red Sox | .200 | 24 | 75 | 12 | 15 | 3 | 0 | 2 | 8 | 0 | 0 | 4 | 6 | 28 | 0 | 0 | 3 |
| Minor League Totals | | .155 | 46 | 129 | 17 | 20 | 3 | 0 | 3 | 11 | 0 | 0 | 6 | 20 | 58 | 0 | 0 | 9 |

MARS, Daniel J. (Danny)

OF

HT: 6-0; **WT:** 195; **BATS:** Switch; **THROWS:** Right; **BORN:** 1/22/1994 in Atlanta, GA; **RESIDES:** Sarasota, FL; **SIGNED BY:** Tom Kotchman; **ACQUIRED:** Red Sox 7th pick (6th round, 194th overall) in the 2014 June Draft.

2017: Named an Eastern League mid-season and postseason All-Star...Led qualifying Red Sox minor leaguers with a .304 AVG (145-for-477)...Ranked among league leaders in AVG (5th) and hits (3rd, 145)...Led Double-A Portland in games (119), hits, SB (12), and runs (tied, 62)...Batted .340 (32-for-94) with RISP...Hit .353 (42-for-119) vs. LHP...Recorded 8 OF assists and committed only 1 error in 213 chances (.995), making 86 starts in LF and 18 in CF...Had 3 games with a season-high 4 hits...Batted above .300 in April (.349), June (.354), and August/September (.303)...Recorded a 10-game hitting streak from 7/9-20 and a 17-game hit streak from 7/26-8/17...Was 1 of only 4 players in the EL with a hitting streak of 17+ games in 2017...**2016:** Led the Carolina League with 10 3B and tied for 5th with 31 SB, 2nd-most among Sox farmhands...Named Red Sox Minor League Base Runner of the Month in May after going a perfect 6-for-6 in steal attempts...On 8/6 vs. Lynchburg, recorded the 2nd 6-hit game in Salem Red Sox history (also Mark Gile on 5/20/84)...Placed on the 7-day DL with a right ankle contusion on 8/19 and missed the rest of the season...Following the season, played in 17 games for Surprise in the Arizona Fall League...**2015:** Missed time on the DL from 6/8-7/15...Named Red Sox Minor League Base Runner of the Month for August/September...**2014:** Named a New York-Penn League mid-season All-Star...**PERSONAL:** Played baseball for 1 season at Chipola College, batting .380/.460/.584 in 2014...Graduated in 2013 from Sarasota (FL) High School.

| YEAR | CLUB | AVG | G | AB | R | H | 2B | 3B | HR | RBI | SH | SF | HP | BB | SO | SB | CS | E |
|----------------------------|-------------|-------------|------------|-------------|------------|------------|-----------|-----------|-----------|------------|----------|----------|-----------|------------|------------|-----------|-----------|----------|
| 2014 | Lowell | .311 | 44 | 177 | 28 | 55 | 9 | 3 | 2 | 17 | 2 | 0 | 2 | 14 | 37 | 12 | 6 | 0 |
| | Greenville | .167 | 10 | 36 | 4 | 6 | 0 | 0 | 0 | 0 | 1 | 0 | 0 | 3 | 6 | 4 | 0 | 0 |
| 2015 | GCL Red Sox | .125 | 9 | 32 | 4 | 4 | 1 | 0 | 0 | 3 | 0 | 1 | 1 | 3 | 6 | 2 | 0 | 1 |
| | Greenville | .283 | 41 | 166 | 23 | 47 | 6 | 1 | 0 | 16 | 1 | 0 | 0 | 13 | 23 | 13 | 3 | 1 |
| 2016 | Salem | .293 | 108 | 409 | 60 | 120 | 18 | 10 | 2 | 54 | 2 | 4 | 4 | 36 | 84 | 31 | 13 | 5 |
| 2017 | Portland | .304 | 119 | 477 | 62 | 145 | 21 | 4 | 6 | 47 | 2 | 2 | 3 | 33 | 95 | 12 | 10 | 1 |
| Minor League Totals | | .291 | 331 | 1297 | 181 | 377 | 55 | 18 | 10 | 137 | 8 | 7 | 10 | 102 | 251 | 74 | 32 | 8 |

MARTIN, Kyle J. - See Page 136

RHP

MARTINEZ, Alexander

OF

HT: 6-0; **WT:** 170; **BATS:** Right; **THROWS:** Right; **BORN:** 9/6/1996 in Rio Piedras, PR; **RESIDES:** Canovanas, PR; **SIGNED BY:** Edgar Perez; **ACQUIRED:** Signed as an international free agent, 7/19/2016.

2017: Combined with the DSL Red Sox (39 G) and Short-A Lowell (26 G) to hit .282 (59-for-209)...Ranked among club leaders in SB (2nd, 13), OBP (3rd, .406), and AVG (3rd, .331)...Hit .366 (30-for-82) in 23 June games...Began the season with an 8-game hitting streak from 6/3-12 (.481/13-for-27).

| YEAR | CLUB | AVG | G | AB | R | H | 2B | 3B | HR | RBI | SH | SF | HP | BB | SO | SB | CS | E |
|----------------------------|--------------|-------------|-----------|------------|-----------|-----------|-----------|----------|----------|-----------|----------|----------|-----------|-----------|-----------|-----------|----------|----------|
| 2016 | DSL Red Sox2 | .263 | 14 | 38 | 9 | 10 | 1 | 0 | 0 | 4 | 0 | 2 | 1 | 5 | 4 | 3 | 0 | 1 |
| 2017 | DSL Red Sox | .331 | 39 | 136 | 15 | 45 | 8 | 1 | 0 | 22 | 1 | 4 | 6 | 14 | 20 | 13 | 4 | 0 |
| | Lowell | .192 | 26 | 73 | 8 | 14 | 5 | 1 | 0 | 4 | 0 | 1 | 3 | 11 | 21 | 2 | 1 | 0 |
| Minor League Totals | | .279 | 79 | 247 | 32 | 69 | 14 | 2 | 0 | 30 | 1 | 7 | 10 | 30 | 45 | 18 | 5 | 1 |

MARTINEZ, Algenis Rafael

RHP

HT: 6-1; **WT:** 185; **BATS:** Right; **THROWS:** Right; **BORN:** 9/12/1993 in Santiago, Santiago, DR; **RESIDES:** Santiago, Santiago, DR; **SIGNED BY:** Eddie Romero and Todd Claus; **ACQUIRED:** Signed as an international free agent, 9/6/2012.

2017: Made a career-high 26 appearances, all in relief, for Single-A Greenville...Recorded 2.0+ IP in 20 of his outings...Allowed 6 ER in 8.2 IP during a 4-game span from 5/30-6/16, but posted a 1.87 ERA (11 ER/53.0 IP) in his other 22 appearances...Held RHH to a .209 AVG (24-for-115)...Posted a 1.99 ERA in 18 games after the All-Star break (40.2 IP, 9 ER, 9 BB, 51 SO)...Pitched 4.0 hitless, scoreless innings on 5/26 at Charleston...Struck out a season-high 6 batters over 3.0 IP and earned the win on 6/24 vs. Charleston...Allowed 0 runs in 7 of his final 9 appearances...**2016:** Earned mid-season All-Star honors in the New York-Penn League...**2014:** Led the DSL Red Sox in appearances (20) and saves (tied, 6)...**2013:** Led the DSL Red Sox in wins (7)...Began pro career with 11 consecutive scoreless outings from 6/4-7/16 (17.0 IP).

| YEAR | CLUB | W-L | ERA | G | GS | SHO | SV | IP | H | R | ER | HR | HB | BB | SO | WP | BK | |
|----------------------------|-------------|-------------|-------------|------------|----------|----------|----------|-----------|--------------|------------|-----------|-----------|-----------|-----------|-----------|------------|-----------|----------|
| 2013 | DSL Red Sox | 7-1 | 1.28 | 21 | 0 | 0 | 2 | 42.1 | 24 | 6 | 6 | 1 | 7 | 12 | 25 | 1 | 0 | |
| 2014 | DSL Red Sox | 6-2 | 1.85 | 20 | 0 | 0 | 6 | 58.1 | 39 | 13 | 12 | 2 | 5 | 15 | 49 | 6 | 0 | |
| 2015 | GCL Red Sox | 4-1 | 3.72 | 16 | 0 | 0 | 0 | 4 | 29.0 | 32 | 15 | 12 | 1 | 1 | 6 | 19 | 2 | 0 |
| 2016 | Lowell | 1-1 | 1.94 | 18 | 0 | 0 | 3 | 41.2 | 26 | 10 | 9 | 2 | 3 | 11 | 41 | 5 | 0 | |
| 2017 | Greenville | 4-1 | 2.48 | 26 | 0 | 0 | 0 | 3 | 61.2 | 56 | 21 | 17 | 7 | 2 | 18 | 70 | 5 | 3 |
| Minor League Totals | | 22-6 | 2.16 | 101 | 0 | 0 | 0 | 18 | 233.0 | 177 | 65 | 56 | 13 | 18 | 62 | 204 | 19 | 3 |

Minor League Players, Continued

MARTINEZ, Joan Manuel

RHP

HT: 6-3; **WT:** 195; **BATS:** Right; **THROWS:** Right; **BORN:** 8/29/1996 in Santo Domingo Centro, Santo Domingo, DR; **RESIDES:** Santo Domingo Centro, Santo Domingo, DR; **SIGNED BY:** Todd Claus and Michel DeJesus; **ACQUIRED:** Signed as an international free agent, 1/23/2016.

Enters the 2018 season ranked by *Baseball America* as the Red Sox' No. 24 prospect...**2017:** Posted a 1.11 ERA (4 ER/32.1 IP) and a .170 opponent AVG between Short-A Lowell (11 G) and Single-A Greenville (8 G)...Allowed 0 HR and posted a 0.87 WHIP...Did not allow an XBH to a RHH (54 AB)...Began the year with Lowell...Assigned to Greenville on 8/3, where he spent the remainder of the season...In his Greenville debut on 8/4 at Charleston, pitched 3.0 perfect innings (5 SO)...Began his Drive career with 13.0 scoreless frames, spanning 6 outings...With the Drive, limited opponents to a .137 AVG (7-for-51) and allowed only 1 XBH (double)...Named the Red Sox' Minor League Relief Pitcher of the Month for August/September after going 1-0 with a 0.60 ERA (1 ER/15.0 IP)...**2016:** Led the DSL Red Sox in saves (9).

| YEAR | CLUB | W-L | ERA | G | GS | CG | SHO | SV | IP | H | R | ER | HR | HB | BB | SO | WP | BK |
|----------------------------|--------------|------------|-------------|-----------|----------|----------|----------|-----------|-------------|-----------|-----------|-----------|----------|----------|-----------|-----------|----------|----------|
| 2016 | DSL Red Sox2 | 1-2 | 1.88 | 18 | 0 | 0 | 0 | 9 | 28.2 | 17 | 7 | 6 | 1 | 5 | 8 | 26 | 2 | 1 |
| 2017 | Lowell | 0-2 | 1.56 | 11 | 0 | 0 | 0 | 1 | 17.1 | 12 | 5 | 3 | 0 | 1 | 4 | 13 | 2 | 0 |
| | Greenville | 1-0 | 0.60 | 8 | 0 | 0 | 0 | 1 | 15.0 | 7 | 1 | 1 | 0 | 1 | 5 | 18 | 1 | 1 |
| Minor League Totals | | 2-4 | 1.48 | 37 | 0 | 0 | 0 | 11 | 61.0 | 36 | 13 | 10 | 1 | 7 | 17 | 57 | 5 | 2 |

MARTINEZ, Marcos Hommy

C

HT: 5-11; **WT:** 165; **BATS:** Left; **THROWS:** Right; **BORN:** 1/28/1998 in Caracas, Miranda, VZ; **RESIDES:** Guatire, Miranda, VZ; **SIGNED BY:** Todd Claus and Manny Padron; **ACQUIRED:** Signed as an international free agent, 7/2/2014.

2017: Threw out 37 of 85 (43.5%) attempted base stealers...Was hitting .194 at the end of play on 7/21, but hit .321 (25-for-78) in his final 23 games.

| YEAR | CLUB | AVG | G | AB | R | H | 2B | 3B | HR | RBI | SH | SF | HP | BB | SO | SB | CS | E |
|----------------------------|--------------|-------------|------------|------------|-----------|-----------|----------|----------|----------|-----------|----------|----------|----------|-----------|-----------|-----------|----------|----------|
| 2015 | DSL Red Sox2 | .220 | 30 | 91 | 12 | 20 | 1 | 1 | 0 | 8 | 2 | 1 | 4 | 17 | 18 | 4 | 3 | 5 |
| 2016 | DSL Red Sox2 | .191 | 40 | 110 | 15 | 21 | 1 | 0 | 0 | 6 | 2 | 0 | 1 | 19 | 27 | 4 | 1 | 2 |
| 2017 | DSL Red Sox | .268 | 44 | 138 | 21 | 37 | 5 | 1 | 0 | 18 | 2 | 3 | 3 | 10 | 29 | 2 | 2 | 2 |
| Minor League Totals | | .230 | 114 | 339 | 48 | 78 | 7 | 2 | 0 | 32 | 6 | 4 | 8 | 46 | 74 | 10 | 6 | 4 |

MATA, Bryan Eduardo

RHP

HT: 6-3; **WT:** 160; **BATS:** Right; **THROWS:** Right; **BORN:** 5/3/1999 in Maracay, Aragua, VZ; **RESIDES:** Maracay, Aragua, VZ; **SIGNED BY:** Eddie Romero and Alex Requena; **ACQUIRED:** Signed as an international free agent, 1/27/2016.

Enters the 2018 season ranked by *Baseball America* as the Red Sox' No. 4 prospect, as well as having the best control in the Sox' minor league system...**2017:** Entered the season ranked by *Baseball America* as the Red Sox' No. 27 prospect...Made 17 starts for Single-A Greenville...Allowed 2 runs or fewer in 5.0+ IP in 10 of his outings, giving up 1 or 0 runs in 7 of those...Did not surrender a HR in his final 11 starts, beginning 7/8 (46.2 IP)...Allowed 1 run in each of his first 4 starts (1.71 ERA, 4 ER/21.0 IP)...Named Red Sox Minor League Starting Pitcher of the Month for June after posting a 2.12 ERA (4 ER/17.0 IP) in 3 starts...Made back-to-back scoreless starts on 7/8 at Lexington (5.0 IP, H) and 7/14 vs. Kannapolis (5.0 IP, 2 H)...His outing on 7/14 marked his 1st career complete game (rain-shortened)...Allowed 1 ER in 12.0 IP (0.75 ERA) over his final 3 outings of the season, throwing 5.0 scoreless innings on 8/24 vs. Columbia.

| YEAR | CLUB | W-L | ERA | G | GS | CG | SHO | SV | IP | H | R | ER | HR | HB | BB | SO | WP | BK |
|----------------------------|--------------|-------------|-------------|-----------|-----------|----------|----------|----------|--------------|------------|-----------|-----------|----------|----------|-----------|------------|-----------|----------|
| 2016 | DSL Red Sox2 | 4-4 | 2.80 | 14 | 14 | 0 | 0 | 0 | 61.0 | 54 | 23 | 19 | 2 | 2 | 19 | 61 | 4 | 1 |
| 2017 | Greenville | 5-6 | 3.74 | 17 | 17 | 1 | 1 | 0 | 77.0 | 75 | 34 | 32 | 3 | 7 | 26 | 74 | 7 | 1 |
| Minor League Totals | | 9-10 | 3.33 | 31 | 31 | 1 | 1 | 0 | 138.0 | 129 | 57 | 51 | 5 | 9 | 45 | 135 | 11 | 2 |

MATHENY, Michael Tate (Tate)

OF

HT: 6-0; **WT:** 185; **BATS:** Right; **THROWS:** Right; **BORN:** 2/9/1994 in St. Louis, MO; **RESIDES:** Weldon Springs, MO; **SIGNED BY:** Blair Henry; **ACQUIRED:** Red Sox 3rd pick (4th round, 111th overall) in the 2015 June Draft.

Enters the 2018 season ranked by *Baseball America* as the best defensive outfielder in the Red Sox' minor league system...**2017:** Named the Red Sox' Minor League Base Runner of the Year after finishing with the 2nd-most SB in the system (27)...Played a team-high 114 games with High-A Salem...Tied for 3rd in the Carolina League with 7 3B...Led the club with 429 AB, 78 R, 114 H, and 27 SB...Batted .325 vs. LHP (39-for-120)...Played 114 games in CF, recording 13 OF assists...Earned organizational Defensive Player of the Month honors for April...Named the organization's Base Stealer of the Month for May and June...Hit .308 (32-for-104) through his first 29 games, including a 9-game hitting streak to begin the year (.429/15-for-35)...Recorded a hit in a season-long 12 straight games from 7/24-8/6 (.349/15-for-43)...Compiled a .311/.374/.533/.907 batting line in 25 August games (28-for-90, 10 2B, 2 3B, 2 HR), including a string of 5 straight multi-hit efforts from 8/23-27 (.611/11-for-18)...**2016:** Named a mid-season and postseason All-Star in the South Atlantic League...Ranked 4th in the SAL with 15 OF assists...Named Red Sox Minor League Defensive Player of the Month in May...**PERSONAL:** Is the son of former major leaguer and current Cardinals manager Mike Matheny...Played baseball at Missouri State University, earning All-MVC honors in each of his 3 seasons (2013-15)...Hit .319 (217-for-681) with 19 HR, 106 RBI, and a .411 OBP in 169 career games...Named the team's MVP in 2013 and 2014, also earning *Baseball America* Freshman All-America and MVC Freshman of the Year honors in 2013...Helped Westminster Christian Academy earn Missouri Class 3 state titles in 2011 and 2012...Earned 2012 *St. Louis Post-Dispatch* All-Metro Player of the Year honors...Selected by STL in the 23rd round of the 2012 June Draft, but did not sign.

| YEAR | CLUB | AVG | G | AB | R | H | 2B | 3B | HR | RBI | SH | SF | HP | BB | SO | SB | CS | E |
|----------------------------|------------|-------------|------------|-------------|------------|------------|-----------|-----------|-----------|------------|-----------|-----------|-----------|-----------|------------|-----------|-----------|-----------|
| 2015 | Lowell | .181 | 52 | 193 | 24 | 35 | 7 | 0 | 0 | 20 | 3 | 3 | 5 | 9 | 52 | 6 | 4 | 1 |
| 2016 | Greenville | .277 | 105 | 411 | 59 | 114 | 20 | 4 | 5 | 52 | 4 | 7 | 4 | 28 | 104 | 21 | 12 | 2 |
| 2017 | Salem | .266 | 114 | 429 | 78 | 114 | 26 | 7 | 7 | 46 | 8 | 3 | 4 | 44 | 119 | 27 | 7 | 7 |
| Minor League Totals | | .255 | 271 | 1033 | 161 | 263 | 53 | 11 | 12 | 118 | 15 | 13 | 13 | 81 | 275 | 54 | 23 | 10 |

Player Development

Minor League Players, Continued

McAVOY, Kevin Robert

RHP

HT: 6-4; **WT:** 210; **BATS:** Right; **THROWS:** Right; **BORN:** 7/21/1993 in Cheektowaga, NY; **RESIDES:** Syracuse, NY; **SIGNED BY:** Ray Fagnant; **ACQUIRED:** Red Sox 5th pick (4th round, 134th overall) in the 2014 June Draft.

2017: Ranked among Double-A Portland leaders in wins (2nd, 6), starts (3rd, 21), IP (3rd, 117.2), and SO (3rd, 97)...His 1.39 WHIP was the 2nd-lowest of Portland pitchers with 50.0+ IP...Went 3-3 with a 3.61 ERA (17 ER/42.1 IP) in 8 appearances (7 starts) following the All-Star break...Missed time from 7/15-8/2 on the DL, making 1 rehab start for Short-A Lowell on 7/28...Appeared 8 times in relief for Peoria in the Arizona Fall League...**2016:** Tied for 3rd among all minor leaguers with 3 complete games with Double-A Portland...Placed on the 7-day DL from 5/2-6/2...**2015:** Ranked T-1st in the Red Sox organization and T-2nd in the Carolina League in wins (11)...Following the season, ranked by *Baseball America* as the No. 21 prospect in the Sox organization...**PERSONAL:** Played baseball at Bryant University (2012-14), going 21-5 with a 3.11 ERA...Became the highest drafted player in school history...Named NEC Rookie of the Year in 2012...Attended Westhill (NY) High School, where he won state titles in baseball (2009-10) and basketball (2010) and graduated with high honors.

| YEAR | CLUB | W-L | ERA | G | GS | CG | SHO | SV | IP | H | R | ER | HR | HB | BB | SO | WP | BK |
|----------------------------|----------|--------------|-------------|-----------|-----------|----------|----------|----------|--------------|------------|------------|------------|-----------|-----------|------------|------------|-----------|----------|
| 2014 | Lowell | 0-2 | 1.91 | 11 | 11 | 0 | 0 | 0 | 28.1 | 23 | 7 | 6 | 0 | 2 | 3 | 23 | 4 | 0 |
| 2015 | Salem | 11-9 | 3.89 | 26 | 26 | 0 | 0 | 0 | 141.0 | 136 | 72 | 61 | 5 | 8 | 71 | 82 | 6 | 3 |
| 2016 | Portland | 8-9 | 5.80 | 22 | 22 | 3 | 0 | 0 | 116.1 | 125 | 85 | 75 | 10 | 12 | 52 | 79 | 8 | 1 |
| 2017 | Lowell | 0-0 | 0.00 | 1 | 1 | 0 | 0 | 0 | 5.0 | 1 | 0 | 0 | 0 | 1 | 2 | 4 | 0 | 0 |
| | Portland | 6-9 | 4.28 | 22 | 21 | 0 | 0 | 0 | 117.2 | 117 | 65 | 56 | 8 | 11 | 46 | 97 | 11 | 0 |
| Minor League Totals | | 25-29 | 4.36 | 82 | 81 | 3 | 0 | 0 | 408.1 | 402 | 229 | 198 | 23 | 34 | 174 | 285 | 29 | 4 |

McGRATH, Daniel

LHP

HT: 6-3; **WT:** 205; **BATS:** Right; **THROWS:** Left; **BORN:** 7/7/1994 in Melbourne, Australia; **RESIDES:** Templestowe, Australia; **SIGNED BY:** Jon Deeble; **ACQUIRED:** Signed as a minor league free agent, 2/7/2012.

2017: Prior to the season, was named to the final roster for Team Australia in the World Baseball Classic...Ranked 2nd among High-A Salem pitchers in appearances (34)...Started each of his first 11 outings before moving to the bullpen...Posted a 2.70 ERA (12 ER/40.0 IP) in 23 relief appearances, including a 1.85 mark (7 ER/34.0 IP) in 21 outings following the All-Star break...Following the season, made 6 relief appearances for his hometown Melbourne Aces in the Australian baseball league (2-0, 7.2 IP, 4 H, 3 R, 1 ER, 3 BB, 5 SO)...**2016:** Was 1 of 5 Carolina League pitchers with multiple CG (2)...Placed on the DL from 4/14-5/29...Named Minor League Pitcher of the Week on 8/21 after an 8.0-inning, 1-hit win on 8/17 vs. Carolina...**2015:** Limited to 17 starts with High-A Salem due to a DL stint from 5/14-7/10...**2013:** Named New York-Penn League Pitcher of the Week for 8/5-11, going 2-0 while retiring all 22 batters faced (7.1 IP, 10 SO)...**PERSONAL:** Spent the 2012 season with the Melbourne Aces of the Australian Baseball League, appearing in 6 games.

| YEAR | CLUB | W-L | ERA | G | GS | CG | SHO | SV | IP | H | R | ER | HR | HB | BB | SO | WP | BK |
|----------------------------|-------------|--------------|-------------|------------|-----------|----------|----------|----------|--------------|------------|------------|------------|-----------|-----------|------------|------------|-----------|----------|
| 2013 | GCL Red Sox | 0-1 | 1.35 | 4 | 4 | 0 | 0 | 0 | 20.0 | 8 | 3 | 3 | 2 | 0 | 6 | 30 | 0 | 0 |
| | Lowell | 3-3 | 4.86 | 8 | 7 | 0 | 0 | 0 | 33.1 | 29 | 21 | 18 | 2 | 1 | 13 | 35 | 1 | 0 |
| 2014 | Greenville | 6-6 | 4.07 | 19 | 19 | 1 | 0 | 0 | 97.1 | 80 | 51 | 44 | 9 | 2 | 52 | 81 | 9 | 0 |
| 2015 | Salem | 4-6 | 3.84 | 17 | 17 | 0 | 0 | 0 | 84.1 | 72 | 43 | 36 | 6 | 2 | 37 | 71 | 6 | 0 |
| | GCL Red Sox | 0-0 | 0.00 | 3 | 3 | 0 | 0 | 0 | 6.0 | 6 | 0 | 0 | 0 | 0 | 0 | 7 | 0 | 0 |
| 2016 | Salem | 8-6 | 4.11 | 19 | 19 | 2 | 0 | 0 | 103.0 | 80 | 54 | 47 | 12 | 5 | 43 | 62 | 3 | 0 |
| 2017 | Salem | 4-9 | 4.98 | 34 | 11 | 0 | 0 | 4 | 85.0 | 100 | 60 | 47 | 5 | 3 | 51 | 87 | 5 | 0 |
| Minor League Totals | | 25-31 | 4.09 | 104 | 80 | 3 | 0 | 4 | 429.0 | 375 | 232 | 195 | 36 | 13 | 202 | 373 | 24 | 0 |

McLEAN, Matt

OF

HT: 5-11; **WT:** 190; **BATS:** Left; **THROWS:** Right; **BORN:** 9/15/1993 in Memphis, TN; **RESIDES:** Plano, TX; **SIGNED BY:** Paul Toboni; **ACQUIRED:** Red Sox 9th pick (9th round, 268th overall) in the 2016 June Draft.

2017: Placed on the disabled list on 7/24 and missed the remainder of the season...**2016:** Named a New York-Penn League mid-season All-Star...**PERSONAL:** Played baseball for 2 seasons (2015-16) at the University of Texas-Arlington, where he hit .337 as a junior...Also played 2 seasons (2013-14) at Grayson Junior College (Denison, TX), where he hit .400 with a .536 OBP as a sophomore and led the nation with 56 BB...Graduated from Plano (TX) High School.

| YEAR | CLUB | AVG | G | AB | R | H | 2B | 3B | HR | RBI | SH | SF | HP | BB | SO | SB | CS | E |
|----------------------------|--------|-------------|-----------|------------|-----------|-----------|----------|----------|----------|----------|----------|----------|----------|-----------|-----------|----------|----------|----------|
| 2016 | Lowell | .255 | 42 | 153 | 22 | 39 | 1 | 4 | 0 | 6 | 5 | 0 | 2 | 25 | 39 | 6 | 2 | 1 |
| 2017 | Salem | .333 | 3 | 6 | 1 | 2 | 2 | 0 | 0 | 0 | 0 | 0 | 1 | 2 | 0 | 0 | 0 | 0 |
| | Lowell | .222 | 3 | 9 | 1 | 2 | 0 | 0 | 0 | 1 | 0 | 0 | 1 | 2 | 3 | 1 | 0 | 0 |
| Minor League Totals | | .256 | 48 | 168 | 24 | 43 | 3 | 4 | 0 | 7 | 5 | 0 | 4 | 28 | 44 | 7 | 2 | 1 |

MENDOZA, Ritzi Jose Enrique

RHP

HT: 6-2; **WT:** 175; **BATS:** Right; **THROWS:** Right; **BORN:** 1/10/1996 in Caracas, Miranda, VZ; **RESIDES:** Caucaagua, Miranda, VZ; **SIGNED BY:** Todd Claus and Alex Requena; **ACQUIRED:** Signed as an international free agent, 3/13/2013.

2017: Made his U.S. debut with the GCL Red Sox...Allowed 0 runs in his first 4 outings (12.0 IP)...**2016:** Went 7-0 with a 1.05 ERA (8 ER/68.1 IP) and a .166 opponent AVG for the DSL Red Sox1...Gave up 0 HR...Allowed 0 ER in 5.0+ IP in 6 of his starts...Surrendered 2 runs or fewer in each of his starts, and 1 or 0 runs in 12 of them...Led the DSL Red Sox1 in wins and starts (tied, 14)...Ranked among league leaders in ERA (3rd), WHIP (3rd, 0.76), and opponent AVG (4th).

| YEAR | CLUB | W-L | ERA | G | GS | CG | SHO | SV | IP | H | R | ER | HR | HB | BB | SO | WP | BK |
|----------------------------|--------------|-------------|-------------|-----------|-----------|----------|----------|----------|--------------|------------|-----------|-----------|----------|-----------|-----------|------------|-----------|----------|
| 2013 | DSL Red Sox | 1-2 | 3.60 | 12 | 0 | 0 | 0 | 0 | 25.0 | 18 | 14 | 10 | 1 | 4 | 17 | 17 | 6 | 1 |
| 2014 | DSL Red Sox | 4-1 | 3.40 | 12 | 9 | 0 | 0 | 1 | 45.0 | 46 | 21 | 17 | 1 | 2 | 16 | 23 | 4 | 0 |
| 2015 | DSL Red Sox2 | 2-3 | 6.37 | 16 | 0 | 0 | 0 | 2 | 29.2 | 37 | 27 | 21 | 1 | 2 | 11 | 12 | 9 | 0 |
| 2016 | DSL Red Sox1 | 7-0 | 1.05 | 14 | 14 | 0 | 0 | 0 | 68.1 | 39 | 10 | 8 | 0 | 5 | 13 | 48 | 1 | 1 |
| 2017 | GCL Red Sox | 3-3 | 3.52 | 13 | 2 | 0 | 0 | 1 | 38.1 | 41 | 17 | 15 | 0 | 3 | 10 | 34 | 5 | 0 |
| Minor League Totals | | 17-9 | 3.10 | 67 | 25 | 0 | 0 | 4 | 206.1 | 181 | 89 | 71 | 3 | 16 | 67 | 134 | 25 | 2 |

Minor League Players, Continued

MILLER, Michael (Mike)

INF

HT: 5-9; **WT:** 170; **BATS:** Right; **THROWS:** Right; **BORN:** 9/27/1989 in Concord, CA; **RESIDES:** Concord, CA; **SIGNED BY:** Jim Woodward; **ACQUIRED:** Red Sox 11th pick (9th round, 301st overall) in the 2012 June Draft.

2017: With Triple-A Pawtucket, played 51 games at 2B and 36 games at SS, posting a .984 fielding % (5 E/315 TC) between the positions...Made the first 4 pitched appearances of his career, going 0-1 with a 12.71 ERA (8 ER/5.2 IP)...Batted .319 (29-for-91) over 26 June games...Hit safely in 13 straight games from 6/21-7/5 (.321/17-for-53)...Received the 2017 Sullivan Tire Community Spirit Award from the PawSox for his efforts in the community...Read to elementary school kids in Cranston, RI, and spearheaded an effort to refurbish a Little League field in Pawtucket in collaboration with a nonprofit called "More Than A Game" during the team's All-Star Break...**2016:** Made ML debut with 1 game for BOS, but spent majority of season with Triple-A Pawtucket...Selected to the ML roster on 6/27 and made his debut that night at TB...Replaced Dustin Pedroia at 2B in the 8th inning and grounded out to lead off the 9th in his only at-bat...Optioned to Pawtucket on 7/1 and was outrighted off the ML roster on 7/2...**2014:** Was on the DL from 4/3-5/31...Hit .348 (8-for-23) in 5 Eastern League postseason games...Following the season, played in 3 games for Surprise in the Arizona Fall League...**2013:** Went 16-for-45 (.356) in 15 games for Single-A Greenville before being placed on the DL on 4/25 and missing the rest of the year...**2012:** Made his pro debut with Short-A Lowell...Led the Spinners in hits (69) and 2B (tied, 14)...**PERSONAL:** Played at Cuesta College (2009) and California Polytechnic State - San Luis Obispo (2010-12)...Selected to the All-Big West Conference 1st Team as a senior in 2012 after leading the team with a .354 AVG (87-for-246)...Graduated from De La Salle High School in Concord, CA.

| YEAR | CLUB | AVG | G | AB | R | H | 2B | 3B | HR | RBI | SH | SF | HP | BB | SO | SB | CS | E |
|------|----------------------------|-------------|------------|-------------|------------|------------|-----------|----------|-----------|------------|-----------|-----------|-----------|------------|------------|-----------|-----------|-----------|
| 2012 | Lowell | .261 | 66 | 264 | 39 | 69 | 14 | 1 | 1 | 15 | 1 | 0 | 1 | 29 | 35 | 21 | 3 | 6 |
| 2013 | Greenville | .356 | 15 | 45 | 8 | 16 | 6 | 0 | 0 | 2 | 1 | 0 | 2 | 5 | 5 | 3 | 1 | 3 |
| 2014 | Salem | .307 | 49 | 192 | 24 | 59 | 8 | 0 | 0 | 18 | 6 | 0 | 3 | 15 | 25 | 7 | 4 | 5 |
| | Portland | .301 | 23 | 93 | 15 | 28 | 4 | 0 | 3 | 12 | 0 | 0 | 2 | 6 | 14 | 3 | 1 | 1 |
| 2015 | Portland | .273 | 40 | 165 | 26 | 45 | 9 | 2 | 1 | 12 | 2 | 3 | 2 | 11 | 21 | 6 | 2 | 8 |
| | Pawtucket | .219 | 74 | 247 | 17 | 54 | 10 | 1 | 3 | 19 | 4 | 3 | 0 | 14 | 34 | 6 | 3 | 4 |
| 2016 | Portland | .217 | 6 | 23 | 3 | 5 | 2 | 0 | 0 | 3 | 0 | 1 | 0 | 2 | 1 | 1 | 0 | 2 |
| | Pawtucket | .228 | 90 | 312 | 38 | 71 | 13 | 1 | 1 | 20 | 5 | 2 | 3 | 27 | 40 | 12 | 4 | 3 |
| | BOSTON | .000 | 1 | 1 | 0 | 0 | 0 | 0 | 0 | 0 | 0 | 0 | 0 | 0 | 0 | 0 | 0 | 0 |
| 2017 | Pawtucket | .261 | 85 | 280 | 37 | 73 | 11 | 1 | 3 | 28 | 6 | 3 | 7 | 30 | 52 | 4 | 5 | 1 |
| | Major League Totals | .000 | 1 | 1 | 0 | 0 | 0 | 0 | 0 | 0 | 0 | 0 | 0 | 0 | 0 | 0 | 0 | 0 |
| | Minor League Totals | .259 | 448 | 1621 | 207 | 420 | 77 | 6 | 12 | 129 | 25 | 12 | 20 | 139 | 227 | 63 | 23 | 33 |

MIRANDA, Samuel Humberto

C

HT: 6-1; **WT:** 175; **BATS:** Left; **THROWS:** Right; **BORN:** 8/21/1997 in Santa Rita, Aragua, VZ; **RESIDES:** Santa Rita, Aragua, VZ; **SIGNED BY:** Wilder Lobo and Rolando Pino; **ACQUIRED:** Signed as an international free agent, 8/21/2013.

2017: Caught 37 games (36 starts) for Short-A Lowell...Also made 1 appearance at 1B...Threw out 23 of 64 attempted base stealers (35.9%)...**2015:** Threw out 45 of 93 (48.4%) attempted base stealers in 47 games (42 starts) at catcher.

| YEAR | CLUB | AVG | G | AB | R | H | 2B | 3B | HR | RBI | SH | SF | HP | BB | SO | SB | CS | E |
|------|----------------------------|-------------|------------|------------|-----------|------------|-----------|----------|----------|-----------|----------|----------|-----------|-----------|-----------|----------|----------|-----------|
| 2014 | DSL Red Sox | .241 | 26 | 87 | 11 | 21 | 5 | 0 | 0 | 12 | 1 | 2 | 4 | 7 | 11 | 3 | 1 | 2 |
| 2015 | DSL Red Sox1 | .276 | 32 | 116 | 12 | 32 | 9 | 0 | 0 | 22 | 0 | 3 | 2 | 7 | 9 | 0 | 0 | 4 |
| | DSL Red Sox2 | .232 | 18 | 56 | 6 | 13 | 2 | 0 | 0 | 3 | 1 | 0 | 2 | 11 | 8 | 0 | 2 | 3 |
| 2016 | GCL Red Sox | .291 | 27 | 86 | 5 | 25 | 6 | 0 | 2 | 16 | 1 | 1 | 3 | 5 | 16 | 0 | 0 | 2 |
| 2017 | Lowell | .200 | 38 | 125 | 10 | 25 | 4 | 1 | 0 | 7 | 2 | 1 | 2 | 8 | 36 | 0 | 0 | 1 |
| | Minor League Totals | .247 | 141 | 470 | 44 | 116 | 26 | 1 | 2 | 60 | 5 | 7 | 13 | 38 | 80 | 3 | 3 | 12 |

MONGE, Joseph Payne

OF

HT: 6-0; **WT:** 170; **BATS:** Right; **THROWS:** Right; **BORN:** 5/18/1995 in Bronx, NY; **RESIDES:** San Juan, PR; **SIGNED BY:** Edgar Perez; **ACQUIRED:** Red Sox 17th pick (17th round, 503rd overall) in the 2013 June Draft.

2017: Played 55 games for Double-A Portland, missing time with 3 stints on the DL...Played 6 games for Short-A Lowell on a rehab assignment from 6/30-7/7...Hit .364 (8-for-22) with RISP and 2 outs...Appeared in 2 games for Santurce in the Puerto Rican Winter League...**2016:** Ranked 8th among Red Sox minor leaguers with a .293 AVG (138-for-471)...Named Red Sox Minor League Hitter of the Month for May and for August/September...Following the season, appeared in 22 regular season games and 2 postseason games for Santurce in the Puerto Rican Winter League...**2014:** Following the season, played in 11 games for San Juan of the Puerto Rican Winter League...**PERSONAL:** Attended the Carlos Beltrán Baseball Academy.

| YEAR | CLUB | AVG | G | AB | R | H | 2B | 3B | HR | RBI | SH | SF | HP | BB | SO | SB | CS | E |
|------|----------------------------|-------------|------------|-------------|------------|------------|-----------|-----------|-----------|------------|-----------|----------|-----------|-----------|------------|-----------|-----------|-----------|
| 2013 | GCL Red Sox | .225 | 39 | 111 | 18 | 25 | 5 | 0 | 0 | 10 | 1 | 0 | 3 | 9 | 31 | 7 | 6 | 0 |
| 2014 | GCL Red Sox | .266 | 19 | 64 | 19 | 17 | 4 | 1 | 2 | 17 | 0 | 4 | 4 | 9 | 14 | 5 | 1 | 1 |
| | Lowell | .288 | 31 | 111 | 17 | 32 | 9 | 1 | 0 | 10 | 3 | 3 | 4 | 3 | 31 | 4 | 2 | 0 |
| 2015 | Greenville | .241 | 109 | 373 | 46 | 90 | 23 | 3 | 2 | 37 | 10 | 3 | 4 | 21 | 89 | 22 | 4 | 8 |
| 2016 | Greenville | .338 | 37 | 142 | 21 | 48 | 11 | 0 | 3 | 13 | 0 | 2 | 2 | 12 | 35 | 5 | 7 | 1 |
| | Salem | .274 | 79 | 329 | 45 | 90 | 19 | 4 | 4 | 36 | 2 | 1 | 6 | 23 | 81 | 19 | 8 | 2 |
| 2017 | Lowell | .318 | 6 | 22 | 3 | 7 | 0 | 1 | 1 | 2 | 0 | 0 | 1 | 4 | 7 | 1 | 1 | 1 |
| | Portland | .238 | 55 | 193 | 26 | 46 | 10 | 1 | 2 | 19 | 2 | 0 | 9 | 10 | 49 | 5 | 2 | 2 |
| | Minor League Totals | .264 | 375 | 1345 | 195 | 355 | 81 | 11 | 14 | 144 | 18 | 9 | 33 | 91 | 337 | 68 | 31 | 15 |

MONTERO, Alexander

RHP

HT: 6-3; **WT:** 180; **BATS:** Right; **THROWS:** Right; **BORN:** 9/21/1997 in Yaguatae, San Cristobal, DR; **RESIDES:** Yaguatae, San Cristobal, DR; **SIGNED BY:** Eddie Romero and Jonathan Cruz; **ACQUIRED:** Signed as an international free agent, 7/2/2017.

2017: Began his career with 3 consecutive scoreless outings (10.0 IP)...Threw 5.0 scoreless innings on 8/9 at the DSL Royals.

| YEAR | CLUB | W-L | ERA | G | GS | CG | SHO | SV | IP | H | R | ER | HR | HB | BB | SO | WP | BK |
|------|-------------|-----|------|---|----|----|-----|----|------|----|---|----|----|----|----|----|----|----|
| 2017 | DSL Red Sox | 0-0 | 4.11 | 5 | 4 | 0 | 0 | 0 | 15.1 | 15 | 7 | 7 | 0 | 2 | 6 | 15 | 0 | 0 |

Player Development

Minor League Players, Continued

MOSQUEDA, Oddanier Eduardo

LHP

HT: 5-10; **WT:** 155; **BATS:** Left; **THROWS:** Left; **BORN:** 5/6/1999 in Caracas, Distrito Capital, VZ; **RESIDES:** Caracas, Distrito Capital, VZ; **SIGNED BY:** Rolando Pino and Manuel Padron; **ACQUIRED:** Signed as an international free agent, 7/2/2015.

2017: Allowed 2 ER or fewer in 5 of his 10 starts, including 4.0 scoreless IP in his season debut on 6/26 at the GCL Rays...**2016:** Held the 4th-highest SO/9.0 IP ratio among DSL relievers (11.57; 54 SO/42.0 IP).

| YEAR | CLUB | W-L | ERA | G | GS | CG | SHO | SV | IP | H | R | ER | HR | HB | BB | SO | WP | BK |
|----------------------------|--------------|------------|-------------|-----------|-----------|----------|----------|----------|-------------|-----------|-----------|-----------|----------|----------|-----------|-----------|-----------|----------|
| 2016 | DSL Red Sox1 | 2-2 | 2.36 | 16 | 0 | 0 | 0 | 1 | 42.0 | 26 | 15 | 11 | 0 | 3 | 19 | 54 | 9 | 0 |
| 2017 | GCL Red Sox | 0-5 | 7.38 | 11 | 10 | 0 | 0 | 0 | 39.0 | 48 | 34 | 32 | 3 | 3 | 22 | 31 | 3 | 1 |
| Minor League Totals | | 2-7 | 4.78 | 27 | 10 | 0 | 0 | 1 | 81.0 | 74 | 49 | 43 | 3 | 6 | 41 | 85 | 12 | 1 |

NAIL, Brendan

LHP

HT: 6-0; **WT:** 190; **BATS:** Right; **THROWS:** Left; **BORN:** 10/18/1995 in Greensboro, NC; **RESIDES:** Greensboro, NC; **SIGNED BY:** Pat Portugal; **ACQUIRED:** Signed as a non-drafted free agent, 8/16/2017.

2017: Made his professional debut with 3 relief appearances, all scoreless...**PERSONAL:** Played baseball at Western Carolina University from 2015-17...Graduated from Page (NC) High School.

| YEAR | CLUB | W-L | ERA | G | GS | CG | SHO | SV | IP | H | R | ER | HR | HB | BB | SO | WP | BK |
|----------------------------|------------|------------|-------------|----------|----------|----------|----------|----------|------------|----------|----------|----------|----------|----------|----------|----------|----------|----------|
| 2017 | Lowell | 1-0 | 0.00 | 2 | 0 | 0 | 0 | 0 | 4.0 | 4 | 0 | 0 | 0 | 0 | 1 | 5 | 0 | 0 |
| | Greenville | 1-0 | 0.00 | 1 | 0 | 0 | 0 | 0 | 1.0 | 0 | 0 | 0 | 0 | 0 | 0 | 0 | 0 | 0 |
| Minor League Totals | | 2-0 | 0.00 | 3 | 0 | 0 | 0 | 0 | 5.0 | 4 | 0 | 0 | 0 | 0 | 1 | 5 | 0 | 0 |

NETZER, Brett

2B

HT: 6-0; **WT:** 192; **BATS:** Left; **THROWS:** Right; **BORN:** 6/4/1996 in Tega Cay, SC; **RESIDES:** Tega Cay, SC; **SIGNED BY:** Pat Portugal; **ACQUIRED:** Red Sox 3rd pick (3rd round, 101st overall) in the 2017 June Draft.

Enters the 2018 season ranked by *Baseball America* as the Red Sox' No. 18 prospect...**2017:** Hit .286 (52-for-182) between Short-A Lowell (22 G) and Single-A Greenville (26 G)...Hit .340 (16-for-47) vs. LHP and .361 (22-for-61) with RISP...Named Red Sox Minor League Base Runner of the Month for July...Went 26-for-79 (.329) with 6 2B and 14 RBI in July...Transferred to Greenville on 8/2...Batted .455 (15-for-33) during an 8-game hit streak from 8/20-29...Went 4-for-4 with 4 RBI on 8/23 vs. Columbia...**PERSONAL:** Played baseball for 3 seasons at UNC-Charlotte (2015-17), hitting .351 (208-for-593) with 10 HR in 152 games...Batted .371 in 78 career games at Fort Mill (SC) High School.

| YEAR | CLUB | AVG | G | AB | R | H | 2B | 3B | HR | RBI | SH | SF | HP | BB | SO | SB | CS | E |
|----------------------------|------------|-------------|-----------|------------|-----------|-----------|-----------|----------|----------|-----------|----------|----------|----------|-----------|-----------|----------|----------|----------|
| 2017 | Lowell | .317 | 22 | 82 | 11 | 26 | 6 | 0 | 0 | 14 | 1 | 2 | 0 | 9 | 20 | 0 | 3 | 2 |
| | Greenville | .260 | 26 | 100 | 15 | 26 | 4 | 0 | 0 | 13 | 1 | 2 | 2 | 9 | 24 | 5 | 1 | 4 |
| Minor League Totals | | .286 | 48 | 182 | 26 | 52 | 10 | 0 | 0 | 27 | 2 | 4 | 2 | 18 | 44 | 5 | 4 | 6 |

NISHIOKA, Tanner Reginald

2B

HT: 5-11; **WT:** 190; **BATS:** Right; **THROWS:** Right; **BORN:** 10/22/1994 in Honolulu, HI; **RESIDES:** Honolulu, HI; **SIGNED BY:** Jim Woodward; **ACQUIRED:** Red Sox 9th pick (9th round, 281st overall) in the 2017 June Draft.

2017: Made his pro debut with Short-A Lowell...Hit .389 (7-for-18) in July...**PERSONAL:** Was an academic All-American at Pomona College, graduating in 2017 as a neuroscience major...Aspires to attend medical school...Attended Iolani High School in Honolulu, HI, where he was also a standout runner and wide receiver on the football team.

| YEAR | CLUB | AVG | G | AB | R | H | 2B | 3B | HR | RBI | SH | SF | HP | BB | SO | SB | CS | E |
|------|--------|------|----|----|---|----|----|----|----|-----|----|----|----|----|----|----|----|---|
| 2017 | Lowell | .268 | 22 | 71 | 6 | 19 | 2 | 1 | 0 | 4 | 0 | 1 | 5 | 5 | 20 | 6 | 0 | 6 |

NUÑEZ, Jhon Manuel

C

HT: 5-9; **WT:** 165; **BATS:** Switch; **THROWS:** Right; **BORN:** 12/5/1994 in Villa Gonzalez, Santiago, DR; **RESIDES:** Villa Gonzalez, Santiago, DR; **SIGNED BY:** Manny Nanita; **ACQUIRED:** Signed as an international free agent, 12/3/2012.

2017: Hit .323 (20-for-62) with RISP and .321 (18-for-56) vs. LHP...Threw out 20 of 51 attempted base stealers (39.2%)...Appeared in 1 game for Toros del Este in the Dominican Winter League after the season...**2014:** Began the season on the DL and was reinstated on 6/30...**2013:** Named Red Sox Minor League Base Stealer of the Month for June.

| YEAR | CLUB | AVG | G | AB | R | H | 2B | 3B | HR | RBI | SH | SF | HP | BB | SO | SB | CS | E |
|----------------------------|-------------|-------------|------------|------------|-----------|------------|-----------|----------|----------|-----------|-----------|----------|-----------|-----------|-----------|-----------|-----------|-----------|
| 2013 | DSL Red Sox | .240 | 60 | 200 | 32 | 48 | 6 | 3 | 0 | 16 | 2 | 2 | 3 | 26 | 23 | 16 | 8 | 6 |
| 2014 | GCL Red Sox | .293 | 16 | 41 | 6 | 12 | 4 | 0 | 0 | 4 | 0 | 1 | 0 | 6 | 8 | 0 | 1 | 0 |
| 2015 | Lowell | .204 | 35 | 108 | 14 | 22 | 3 | 3 | 0 | 11 | 4 | 3 | 2 | 14 | 24 | 5 | 0 | 5 |
| 2016 | Greenville | .316 | 4 | 19 | 1 | 6 | 2 | 0 | 0 | 1 | 0 | 0 | 0 | 1 | 2 | 0 | 1 | 0 |
| | GCL Red Sox | .400 | 2 | 5 | 1 | 2 | 1 | 0 | 0 | 0 | 0 | 0 | 0 | 0 | 1 | 1 | 0 | 1 |
| | Lowell | .286 | 12 | 35 | 6 | 10 | 2 | 1 | 0 | 6 | 0 | 1 | 3 | 5 | 2 | 0 | 0 | 0 |
| 2017 | Salem | .286 | 55 | 182 | 23 | 52 | 9 | 1 | 3 | 32 | 4 | 3 | 4 | 9 | 34 | 4 | 5 | 7 |
| Minor League Totals | | .258 | 184 | 590 | 83 | 152 | 27 | 8 | 3 | 70 | 10 | 9 | 10 | 59 | 97 | 28 | 15 | 19 |

OCKIMEY, Joshua Michael (Josh)

1B

HT: 6-1; **WT:** 215; **BATS:** Left; **THROWS:** Right; **BORN:** 10/18/1995 in Philadelphia, PA; **RESIDES:** Philadelphia, PA; **SIGNED BY:** Chris Calciano; **ACQUIRED:** Red Sox 6th pick (5th round, 164th overall) in the 2014 June Draft.

Enters the 2018 season ranked by *Baseball America* as the Red Sox' No. 12 prospect, as well as having the best strike zone discipline in the Sox' minor league system...**2017:** Entered the 2017 season ranked by *Baseball America* as the Red Sox' No. 10 prospect...Combined with High-A Salem (100 G) and Double-A Portland (31 G) to hit .274 (124-for-452) with 68 R, 27 2B, 2 3B, 14 HR, and 74 RBI...Named a Carolina League mid-season and postseason All-Star...His 83 BB led BOS minor leaguers and ranked 9th in the minors...Ranked among BOS minor leaguers in AVG (9th) and RBI (5th)...Led Salem with 63 RBI (7th-most in the CL)...Ranked 2nd among CL qualifiers with a .388 OBP...His 66 BB tied for the 2nd-most ever by a Salem hitter in a season...

Minor League Players, Continued

Earned CL Player of the Week honors for the 1st week of the season (.447/17-for-38, 10 RBI)...Set single-game career highs with 2 HR and 6 RBI on 4/21 at Frederick...Started at 1B for the Northern Division All-Stars on 6/20...Promoted to Portland on 8/1...Went 14-for-33 (.424) in his final 10 contests, hitting safely in each...**2016:** Hit the 2nd-most HR among Sox farmhands (18)...Was named a South Atlantic League mid-season All-Star after batting .297 (62-for-209) with a .435 OBP in the 1st half...Led the SAL with 88 BB and ranked among league leaders in HR (5th) and RBI (T-12th, 62)...Paced Single-A Greenville in HR, BB, games (117), and 2B (25)...**2015:** Named a New York-Penn League mid-season All-Star with Short-A Lowell...Ranked T-4th in the NYPL with a team-leading 38 RBI...Following the season, ranked by *Baseball America* as the No. 23 prospect in the Sox organization...**PERSONAL:** Attended SS. Neumann & Goretti Catholic (PA) High School, where his uniform number (30) was retired...Hit .411 with 13 HR and 100 RBI in his career, leading his club to 3 Catholic League titles.

| YEAR | CLUB | AVG | G | AB | R | H | 2B | 3B | HR | RBI | SH | SF | HP | BB | SO | SB | CS | E |
|----------------------------|-------------|-------------|------------|-------------|------------|------------|-----------|----------|-----------|------------|----------|-----------|-----------|------------|------------|----------|----------|-----------|
| 2014 | GCL Red Sox | .188 | 36 | 112 | 17 | 21 | 3 | 1 | 0 | 10 | 0 | 1 | 3 | 14 | 37 | 1 | 0 | 6 |
| 2015 | Lowell | .266 | 56 | 199 | 30 | 53 | 13 | 3 | 4 | 38 | 0 | 3 | 2 | 25 | 78 | 2 | 2 | 13 |
| 2016 | Greenville | .226 | 117 | 407 | 60 | 92 | 25 | 1 | 18 | 62 | 0 | 1 | 3 | 88 | 129 | 3 | 1 | 12 |
| 2017 | Salem | .275 | 100 | 349 | 56 | 96 | 20 | 2 | 11 | 63 | 0 | 7 | 3 | 66 | 110 | 1 | 4 | 11 |
| | Portland | .272 | 31 | 103 | 12 | 28 | 7 | 0 | 3 | 11 | 0 | 1 | 0 | 17 | 33 | 0 | 0 | 6 |
| Minor League Totals | | .248 | 340 | 1170 | 175 | 290 | 68 | 7 | 36 | 184 | 0 | 13 | 11 | 210 | 387 | 7 | 7 | 48 |

O'LINGER, Durin Parker

RHP

HT: 5-10; **WT:** 187; **BATS:** Left; **THROWS:** Right; **BORN:** 10/10/1993 in Tampa, FL; **RESIDES:** Tampa, FL; **SIGNED BY:** Pat Portugal; **ACQUIRED:** Signed as a non-drafted free agent, 6/22/2017.

2017: Spent most of his professional debut with Short-A Lowell, where he held RHH to a .200/.226/.245 line (22-for-110, 0 HR, 4 BB, 30 SO)...Earned his 1st pro win on 7/11 at Batavia (5.2 IP, 2 R, 0 ER)...Also won his next start on 7/17 vs. Aberdeen (5.0 IP, 0 R)...Pitched for High-A Salem on 7/27 and 8/2, but returned to Lowell and spent the remainder of the season with the Spinners...Allowed only 1 run and did not walk a batter over his final 3 outings of the season (14.0 IP, 7 H, 17 SO)...Threw 6.0 scoreless innings on 8/31 at Brooklyn and 4.0 scoreless innings in his season finale on 9/5 vs. Hudson Valley...**PERSONAL:** Graduated magna cum laude from Davidson College as a biology major...Had plans to attend pharmacy school at the University of Florida, before being drafted by BOS...As a redshirt senior in 2017, helped lead the Wildcats to the Atlantic-10 Championship and an appearance in the NCAA Super Regional...Graduated summa cum laude from Tampa Preparatory School in 2012.

| YEAR | CLUB | W-L | ERA | G | GS | CG | SHO | SV | IP | H | R | ER | HR | HB | BB | SO | WP | BK |
|----------------------------|--------|------------|-------------|-----------|----------|----------|----------|----------|-------------|-----------|-----------|-----------|----------|----------|-----------|-----------|----------|----------|
| 2017 | Salem | 0-1 | 9.31 | 2 | 2 | 0 | 0 | 0 | 9.2 | 16 | 11 | 10 | 2 | 0 | 3 | 5 | 1 | 0 |
| | Lowell | 4-1 | 2.03 | 13 | 3 | 0 | 0 | 1 | 48.2 | 42 | 14 | 11 | 1 | 0 | 14 | 49 | 5 | 0 |
| Minor League Totals | | 4-2 | 3.24 | 15 | 5 | 0 | 0 | 1 | 58.1 | 58 | 25 | 21 | 3 | 0 | 17 | 54 | 6 | 0 |

OLIVER, Benjamin Jared (Jared)

RHP

HT: 6-1; **WT:** 185; **BATS:** Right; **THROWS:** Right; **BORN:** 2/1/1993 in Gainsville, GA; **RESIDES:** Lula, GA; **SIGNED BY:** Brian Moehler; **ACQUIRED:** Red Sox 26th pick (26th round, 778th overall) in the 2016 June Draft.

2017: Combined with Short-A Lowell (9 G) and Single-A Greenville (9 G) to post a 4.08 ERA (16 ER/35.1 IP) and a .153 opponent AVG (19-for-124)...**PERSONAL:** Attended Truett-McConnell College in Cleveland, GA...Struck out 99 batters in 74.2 IP (11.9 SO/9.0 IP) as a senior in 2016...Graduated from North Hall (GA) High School with a 4.0 GPA.

| YEAR | CLUB | W-L | ERA | G | GS | CG | SHO | SV | IP | H | R | ER | HR | HB | BB | SO | WP | BK |
|----------------------------|-------------|------------|-------------|-----------|----------|----------|----------|----------|-------------|-----------|-----------|-----------|----------|----------|-----------|-----------|-----------|----------|
| 2016 | GCL Red Sox | 1-0 | 4.74 | 11 | 0 | 0 | 0 | 3 | 19.0 | 22 | 12 | 10 | 0 | 4 | 9 | 24 | 4 | 0 |
| | Lowell | 0-0 | 1.93 | 2 | 0 | 0 | 0 | 0 | 4.2 | 3 | 1 | 1 | 0 | 0 | 3 | 4 | 2 | 0 |
| 2017 | Lowell | 0-0 | 2.12 | 9 | 0 | 0 | 0 | 0 | 17.0 | 8 | 5 | 4 | 2 | 3 | 8 | 27 | 5 | 0 |
| | Greenville | 0-0 | 5.89 | 9 | 0 | 0 | 0 | 0 | 18.1 | 11 | 12 | 12 | 1 | 2 | 16 | 23 | 4 | 0 |
| Minor League Totals | | 1-0 | 4.12 | 31 | 0 | 0 | 0 | 3 | 59.0 | 44 | 30 | 27 | 3 | 9 | 36 | 78 | 15 | 0 |

OLT, Michael George (Mike)

1B/3B

HT: 6-2; **WT:** 215; **BATS:** Right; **THROWS:** Right; **BORN:** 8/27/1988 in New Haven, CT; **RESIDES:** Branford, CT; **SIGNED BY:** Jay Heafner (Rangers); **ACQUIRED:** Signed as a minor league free agent, 2/18/2017.

Has appeared in 135 ML games with TEX (2012), CHC (2014-15), and CWS (2015)...Made the Cubs' Opening Day roster in 2014 and 2015...**2017:** In his Red Sox organization debut, compiled the 2nd-highest single-season HR (16) and RBI (57) totals of his minor league career in 113 games with Double-A Portland...Appeared in 58 games at 1B and 33 at 3B...Recorded a single-game career-high-tying 5 RBI on 7/7 vs. Reading, including 4 on a grand slam in the 3rd...**2016:** Missed a majority of the season on the DL from 6/13-9/8...Led Double-A San Antonio with a .373 OBP...**2015:** Began the season with the Cubs before fracturing his right wrist and landing on the DL from 4/15-7/10...Claimed off waivers by CWS on 9/5...**2014:** Played a career-high 89 games for the Cubs, tying for 2nd among NL rookies with 12 HR...Placed on the minor league DL from 8/20-9/3 with a hamstring strain and returned to CHC on 9/5...**2013:** Placed on the DL from 5/8-30 with a right eye inflammation...Acquired by the Cubs on 7/22 with RHPs Carl Edwards Jr. and Justin Grimm and a player to be named later (RHP Neil Ramirez) in exchange for RHP Matt Garza...**2012:** Made his ML debut with 16 games for TEX...Spent most of the season with Frisco, leading all Double-A players with 28 HR and a .977 OPS in 95 games...Selected as the Rangers' Tom Grieve Minor League Player of the Year and a Texas League mid-season and postseason All-Star...Also named a *Baseball America* Minor League All-Star and selected to the Futures Game...Led Texas Leaguers in SLG (.579)...Named Rangers Minor League Player of the Month for May...Recorded 3 straight multi-homer games from 6/1-3 (8-for-11, 6 HR, 9 RBI), earning Player of the Week honors on 6/4...Played 18 games for Tigres del Licey in the Dominican Winter League after the season...**2011:** Named Carolina League Player of the Week on 4/18...Placed on the DL from 6/7-8/19 with a broken collarbone...Named to the Arizona Fall League All-Prospect Team after pacing the league in HR (13), SLG (.764), and RBI (43), the first 40-RBI season in the circuit since 1996...**PERSONAL:** Selected by TEX in the supplemental round (49th overall) of the 2010 June Draft out of the University of Connecticut, where he played from 2008-10...Ranks 2nd on UConn's all-time HR list with 44 (George Springer-46)...Graduated from Branford (CT) High School, where he played baseball and basketball...Participated in the Cubs Rookie Development Program in January 2014.

Player Development

Minor League Players, Continued

| YEAR | CLUB | AVG | G | AB | R | H | 2B | 3B | HR | RBI | SH | SF | HP | BB | SO | SB | CS | E |
|----------------------------|--------------|-------------|------------|-------------|------------|------------|------------|----------|------------|------------|----------|-----------|-----------|------------|------------|-----------|----------|-----------|
| 2010 | Spokane | .293 | 69 | 263 | 57 | 77 | 16 | 1 | 9 | 43 | 0 | 3 | 4 | 40 | 77 | 6 | 0 | 10 |
| 2011 | Myrtle Beach | .267 | 69 | 240 | 39 | 64 | 15 | 0 | 14 | 42 | 0 | 3 | 1 | 48 | 70 | 0 | 1 | 9 |
| | AZL Rangers | .214 | 4 | 14 | 2 | 3 | 0 | 0 | 1 | 4 | 0 | 0 | 0 | 1 | 5 | 0 | 0 | 2 |
| 2012 | Frisco | .288 | 95 | 354 | 65 | 102 | 17 | 1 | 28 | 82 | 0 | 1 | 4 | 61 | 101 | 4 | 0 | 11 |
| | TEXAS | .152 | 16 | 33 | 2 | 5 | 1 | 0 | 0 | 5 | 0 | 2 | 0 | 5 | 13 | 1 | 1 | 3 |
| 2013 | Round Rock | .213 | 65 | 230 | 37 | 49 | 15 | 0 | 11 | 32 | 0 | 2 | 1 | 35 | 89 | 0 | 0 | 13 |
| | Frisco | .333 | 3 | 12 | 1 | 4 | 2 | 0 | 1 | 2 | 0 | 0 | 0 | 0 | 6 | 0 | 0 | 0 |
| | Iowa | .168 | 39 | 131 | 11 | 22 | 3 | 1 | 3 | 8 | 0 | 1 | 0 | 20 | 37 | 0 | 0 | 12 |
| 2014 | CHICAGO-NL | .160 | 89 | 225 | 23 | 36 | 8 | 0 | 12 | 33 | 0 | 5 | 3 | 25 | 100 | 0 | 1 | 7 |
| | Iowa | .302 | 28 | 106 | 16 | 32 | 9 | 0 | 7 | 24 | 0 | 1 | 0 | 8 | 33 | 1 | 0 | 12 |
| 2015 | CHICAGO-NL | .133 | 6 | 15 | 1 | 2 | 0 | 0 | 1 | 1 | 0 | 0 | 1 | 0 | 6 | 0 | 0 | 0 |
| | Tennessee | .444 | 3 | 9 | 5 | 4 | 2 | 1 | 0 | 0 | 0 | 0 | 0 | 3 | 4 | 0 | 0 | 0 |
| | Iowa | .265 | 59 | 211 | 30 | 56 | 14 | 0 | 9 | 25 | 0 | 1 | 2 | 20 | 71 | 0 | 1 | 10 |
| | CHICAGO-AL | .203 | 24 | 79 | 6 | 16 | 0 | 0 | 3 | 4 | 0 | 0 | 0 | 7 | 29 | 0 | 1 | 6 |
| 2016 | El Paso | .200 | 3 | 5 | 0 | 1 | 0 | 0 | 0 | 0 | 0 | 0 | 0 | 0 | 3 | 0 | 0 | 0 |
| | San Antonio | .255 | 49 | 161 | 25 | 41 | 9 | 0 | 5 | 25 | 0 | 1 | 0 | 31 | 55 | 1 | 0 | 3 |
| 2017 | Portland | .245 | 113 | 392 | 51 | 96 | 23 | 2 | 16 | 57 | 1 | 2 | 4 | 48 | 117 | 0 | 0 | 9 |
| Major League Totals | | .168 | 135 | 352 | 32 | 59 | 9 | 0 | 16 | 43 | 0 | 7 | 4 | 37 | 148 | 1 | 3 | 16 |
| Minor League Totals | | .259 | 599 | 2128 | 339 | 551 | 125 | 6 | 104 | 344 | 1 | 15 | 16 | 315 | 668 | 12 | 2 | 90 |

OSINSKI, Michael David

INF

HT: 6-2; **WT:** 195; **BATS:** Right; **THROWS:** Right; **BORN:** 8/4/1995 in Vestal, NY; **RESIDES:** Vestal, NY; **SIGNED BY:** Chris Calciano; **ACQUIRED:** Red Sox 31st pick (31st round, 941st overall) in the 2017 June Draft.

2017: Hit .259 (42-for-162) between the GCL Red Sox (3 G) and Short-A Lowell (41 G)...Hit .315 (34-for-108) with 7 2B and 11 RBI prior to the All-Star break...Batted .367 (22-for-60) over 17 July games...Scored 4 runs on 7/29 vs. Brooklyn...**PERSONAL:** Played baseball at Longwood University in Farmville, VA...In 2017, led the team in AVG (.308), runs (53), hits (62), 2B (14), HR (3), RBI (36), and total bases (89)...Was an all-conference selection as a junior and senior at Vestal (NY) High School.

| YEAR | CLUB | AVG | G | AB | R | H | 2B | 3B | HR | RBI | SH | SF | HP | BB | SO | SB | CS | E |
|----------------------------|-------------|-------------|-----------|------------|-----------|-----------|----------|----------|----------|-----------|----------|----------|----------|-----------|-----------|----------|----------|-----------|
| 2017 | GCL Red Sox | .222 | 3 | 9 | 1 | 2 | 0 | 0 | 0 | 0 | 0 | 0 | 2 | 1 | 2 | 1 | 0 | 0 |
| | Lowell | .261 | 41 | 153 | 19 | 40 | 8 | 1 | 2 | 14 | 0 | 2 | 2 | 12 | 43 | 3 | 0 | 11 |
| Minor League Totals | | .259 | 44 | 162 | 20 | 42 | 8 | 1 | 2 | 14 | 0 | 2 | 4 | 13 | 45 | 4 | 0 | 11 |

PACCHIOLI, Justin Michael

OF

HT: 6-2; **WT:** 190; **BATS:** Right; **THROWS:** Right; **BORN:** 9/28/1992 in Allentown, PA; **RESIDES:** Easton, PA; **SIGNED BY:** Tom Burns (Padres); **ACQUIRED:** Signed as a minor league free agent, 8/30/2017.

2017: Released by SD on 1/12/17...Earned an All-Star selection with Somerset in the independent Atlantic League before his contract was purchased by BOS in August...In 97 games with the Patriots, recorded more BB (46) than SO (39) and was successful in 35 of 37 SB attempts (94.6%)...Played in only 5 games with High-A Salem...**2016:** Did not play...**2015:** Posted a .385 OBP in 58 games for Short-A Tri-City after being selected by SD in the 10th round of the June Draft...**PERSONAL:** Played baseball at Lehigh University in PA, batting .344 (185-for-538) in 151 games from 2012-15...Led the Patriot League in AVG in 2013 (.366) and 2014 (.362) and paced the conference in OBP (.485) as a senior in 2015...Ended his career with Lehigh's records for steals in a season (31, 2015) and a career (69)...Reached base in each of his final 65 games in college...Graduated from Easton Area (PA) High School, where he was also a standout quarterback on the football team.

| YEAR | CLUB | AVG | G | AB | R | H | 2B | 3B | HR | RBI | SH | SF | HP | BB | SO | SB | CS | E |
|----------------------------|----------|-------------|-----------|------------|-----------|-----------|----------|----------|----------|-----------|----------|----------|----------|-----------|-----------|-----------|----------|----------|
| 2015 | Tri-City | .245 | 58 | 204 | 41 | 50 | 2 | 1 | 1 | 14 | 0 | 1 | 7 | 40 | 46 | 19 | 6 | 2 |
| 2017 | Salem | .000 | 5 | 15 | 1 | 0 | 0 | 0 | 0 | 0 | 0 | 0 | 2 | 4 | 2 | 1 | 0 | 0 |
| Minor League Totals | | .228 | 63 | 219 | 42 | 50 | 2 | 1 | 1 | 14 | 0 | 1 | 9 | 44 | 48 | 20 | 6 | 2 |

PADRON, Angel Ernesto

LHP

HT: 5-11; **WT:** 175; **BATS:** Left; **THROWS:** Left; **BORN:** 9/16/1997 in San Cristobal, Tachira, VZ; **RESIDES:** San Cristobal, Tachira, VZ; **SIGNED BY:** Rolando Pino and Wilder Lobo; **ACQUIRED:** Signed as an international free agent, 7/18/2014.

2017: Went 3-4 with a 3.70 ERA (23 ER/56.0 IP) over 14 appearances (9 GS) between the GCL Red Sox and Short-A Lowell...Struck out a career-high 10 in a 4.0-inning relief win on 6/29 vs. the GCL Rays...Earned his lone save of the season on 7/5 with the GCL club (3.0 IP, H, BB, 3 SO)...Returned to Lowell on 8/25...**2016:** Led the GCL Red Sox with 4 saves.

| YEAR | CLUB | W-L | ERA | G | GS | CG | SHO | SV | IP | H | R | ER | HR | HB | BB | SO | WP | BK |
|----------------------------|--------------|-------------|-------------|-----------|-----------|----------|----------|----------|--------------|------------|-----------|-----------|----------|----------|-----------|------------|----------|----------|
| 2015 | DSL Red Sox2 | 2-3 | 5.21 | 18 | 0 | 0 | 0 | 1 | 38.0 | 39 | 25 | 22 | 2 | 1 | 23 | 29 | 0 | 1 |
| 2016 | DSL Red Sox1 | 0-0 | 0.00 | 4 | 0 | 0 | 0 | 1 | 7.0 | 3 | 0 | 0 | 0 | 1 | 0 | 6 | 0 | 0 |
| | GCL Red Sox | 2-3 | 3.86 | 13 | 1 | 0 | 0 | 4 | 25.2 | 18 | 12 | 11 | 1 | 1 | 19 | 26 | 2 | 1 |
| 2017 | GCL Red Sox | 3-2 | 3.21 | 10 | 6 | 0 | 0 | 1 | 42.0 | 40 | 16 | 15 | 1 | 2 | 12 | 48 | 4 | 1 |
| | Lowell | 0-2 | 5.14 | 4 | 3 | 0 | 0 | 0 | 14.0 | 16 | 10 | 8 | 2 | 1 | 4 | 13 | 3 | 0 |
| Minor League Totals | | 7-10 | 3.98 | 49 | 10 | 0 | 0 | 7 | 126.2 | 116 | 63 | 56 | 6 | 6 | 58 | 122 | 9 | 3 |

PANTOJA, Yorvin Wilker

LHP

HT: 5-11; **WT:** 175; **BATS:** Left; **THROWS:** Left; **BORN:** 9/22/1997 in Caruao, Vargas, VZ; **RESIDES:** La Sabana, Vargas, VZ; **SIGNED BY:** Eddie Romero and Manuel Padron; **ACQUIRED:** Signed as an international free agent, 7/24/2014.

2017: Posted a 3.71 ERA (7 ER/17.0 IP) in his final 5 starts...**2015:** Tied for the DSL Red Sox2 team leads with 66 SO and 14 GS.

Minor League Players, Continued

| YEAR | CLUB | W-L | ERA | G | GS | CG | SHO | SV | IP | H | R | ER | HR | HB | BB | SO | WP | BK |
|----------------------------|--------------|-------------|-------------|-----------|-----------|----------|----------|----------|--------------|------------|-----------|-----------|----------|----------|-----------|------------|-----------|----------|
| 2015 | DSL Red Sox2 | 4-0 | 2.35 | 14 | 14 | 0 | 0 | 0 | 69.0 | 53 | 24 | 18 | 1 | 2 | 29 | 66 | 8 | 0 |
| 2016 | DSL Red Sox2 | 0-1 | 3.86 | 3 | 3 | 0 | 0 | 0 | 14.0 | 12 | 6 | 6 | 1 | 0 | 7 | 13 | 0 | 0 |
| | GCL Red Sox | 0-2 | 2.00 | 6 | 5 | 0 | 0 | 0 | 27.0 | 19 | 11 | 6 | 1 | 1 | 12 | 33 | 0 | 0 |
| 2017 | Lowell | 0-7 | 5.46 | 15 | 15 | 0 | 0 | 0 | 57.2 | 60 | 42 | 35 | 6 | 6 | 33 | 40 | 5 | 0 |
| Minor League Totals | | 4-10 | 3.49 | 38 | 37 | 0 | 0 | 0 | 167.2 | 144 | 83 | 65 | 9 | 9 | 81 | 152 | 13 | 0 |

PEREZ, Juan Alexander

RHP

HT: 6-1; **WT:** 198; **BATS:** Right; **THROWS:** Right; **BORN:** 8/30/1996 in Palenque, San Cristobal, DR; **RESIDES:** Juan Baron, San Cristobal, DR; **SIGNED BY:** Todd Claus and Victor Rodriguez Jr.; **ACQUIRED:** Signed as an international free agent, 8/21/2015.

2017: Pitched 5.0+ innings and allowed 2 or fewer ER in each of his final 4 games with the GCL Red Sox (2.14 ERA, 5 ER/21.0 IP)...**2016:** Led the DSL Red Sox1 with 69.0 IP.

| YEAR | CLUB | W-L | ERA | G | GS | CG | SHO | SV | IP | H | R | ER | HR | HB | BB | SO | WP | BK |
|----------------------------|--------------|------------|-------------|-----------|-----------|----------|----------|----------|--------------|------------|-----------|-----------|----------|----------|-----------|-----------|----------|----------|
| 2016 | DSL Red Sox1 | 5-2 | 2.35 | 15 | 14 | 0 | 0 | 0 | 69.0 | 51 | 24 | 18 | 1 | 5 | 11 | 42 | 2 | 1 |
| 2017 | GCL Red Sox | 2-3 | 4.50 | 11 | 8 | 0 | 0 | 0 | 44.0 | 51 | 25 | 22 | 2 | 1 | 11 | 36 | 3 | 4 |
| | Lowell | 0-0 | 30.86 | 1 | 0 | 0 | 0 | 0 | 2.1 | 8 | 8 | 8 | 0 | 2 | 1 | 0 | 1 | 0 |
| Minor League Totals | | 7-5 | 3.75 | 27 | 22 | 0 | 0 | 0 | 115.1 | 110 | 57 | 48 | 3 | 8 | 23 | 78 | 6 | 5 |

PERRY, Aaron

RHP

HT: 5-11; **WT:** 175; **BATS:** Right; **THROWS:** Right; **BORN:** 6/7/1999 in Charleston, WV; **RESIDES:** Hurricane, WV; **SIGNED BY:** John Pyle; **ACQUIRED:** Red Sox 14th pick (14th round, 431st overall) in the 2017 June Draft.

2017: Assigned to the GCL Red Sox, but missed the entire season on the disabled list...**PERSONAL:** Drafted by BOS out of Hurricane (WV) High School, where he posted a 0.33 ERA as a senior.

PETIT, Keibert Joel

1B/OF

HT: 6-1; **WT:** 175; **BATS:** Right; **THROWS:** Right; **BORN:** 8/3/1998 in Valencia, Carabobo, VZ; **RESIDES:** Yagua, Guacara, VZ; **SIGNED BY:** Eddie Romero and Angel Escobar; **ACQUIRED:** Signed as an international free agent, 3/12/2015.

2017: Played in a career-high 67 games for the DSL Red Sox...Posted a .367 OBP and was 16-for-20 (80.0%) in SB attempts...Made 31 starts at 1B and 27 in the OF...**2015:** Made his pro debut as a catcher with the DSL Red Sox.

| YEAR | CLUB | AVG | G | AB | R | H | 2B | 3B | HR | RBI | SH | SF | HP | BB | SO | SB | CS | E |
|----------------------------|--------------|-------------|------------|------------|-----------|-----------|-----------|----------|----------|-----------|----------|----------|----------|-----------|-----------|-----------|----------|-----------|
| 2015 | DSL Red Sox1 | .201 | 41 | 134 | 18 | 27 | 4 | 1 | 0 | 7 | 2 | 0 | 2 | 5 | 33 | 6 | 2 | 4 |
| 2016 | DSL Red Sox2 | .208 | 18 | 48 | 9 | 10 | 1 | 0 | 0 | 4 | 0 | 0 | 3 | 12 | 11 | 2 | 1 | 2 |
| 2017 | DSL Red Sox | .270 | 67 | 226 | 34 | 61 | 11 | 1 | 2 | 33 | 0 | 4 | 3 | 34 | 45 | 16 | 4 | 4 |
| Minor League Totals | | .240 | 126 | 408 | 61 | 98 | 16 | 2 | 2 | 44 | 2 | 4 | 8 | 51 | 89 | 24 | 7 | 10 |

PIMENTEL, Yankory Miguel

RHP

HT: 6-2; **WT:** 210; **BATS:** Right; **THROWS:** Right; **BORN:** 9/29/1993 in Loma de Cabrera, Dajabon, DR; **RESIDES:** San Isidro, Santo Domingo, DR; **SIGNED BY:** Manny Nanita; **ACQUIRED:** Signed as an international free agent, 10/9/2011.

2017: Allowed 1 ER in 16.2 IP (0.54 ERA) in his final 8 games with High-A Salem...Transferred to Double-A Portland on 5/20...Placed on the disabled list from 6/2-8/30...**2015:** Led the GCL Red Sox in saves (6), appearances (tied, 16), and strikeouts (42)...Ranked 2nd among GCL relievers in SO/9.0 IP (11.22)...**2013:** Led the DSL Red Sox with 68.2 IP and 14 starts.

| YEAR | CLUB | W-L | ERA | G | GS | CG | SHO | SV | IP | H | R | ER | HR | HB | BB | SO | WP | BK |
|----------------------------|-------------|--------------|-------------|------------|-----------|----------|----------|-----------|--------------|------------|------------|-----------|-----------|----------|-----------|------------|-----------|----------|
| 2012 | DSL Red Sox | 1-0 | 2.76 | 12 | 0 | 0 | 0 | 1 | 32.2 | 28 | 13 | 10 | 1 | 0 | 15 | 30 | 2 | 0 |
| 2013 | DSL Red Sox | 5-4 | 2.26 | 14 | 14 | 0 | 0 | 0 | 68.2 | 59 | 24 | 20 | 2 | 2 | 12 | 40 | 3 | 0 |
| 2014 | GCL Red Sox | 3-0 | 2.93 | 13 | 0 | 0 | 0 | 1 | 30.2 | 27 | 13 | 10 | 0 | 1 | 7 | 25 | 1 | 0 |
| 2015 | GCL Red Sox | 4-0 | 1.60 | 16 | 1 | 0 | 0 | 6 | 33.2 | 32 | 9 | 6 | 0 | 0 | 7 | 42 | 1 | 1 |
| | Lowell | 0-0 | 0.00 | 1 | 0 | 0 | 0 | 0 | 1.0 | 0 | 0 | 0 | 0 | 0 | 0 | 2 | 0 | 0 |
| 2016 | Salem | 9-6 | 3.12 | 32 | 3 | 0 | 0 | 4 | 78.0 | 71 | 37 | 27 | 7 | 2 | 36 | 70 | 10 | 1 |
| 2017 | Salem | 2-1 | 1.54 | 11 | 0 | 0 | 0 | 0 | 23.1 | 24 | 8 | 4 | 1 | 0 | 7 | 21 | 2 | 0 |
| | Portland | 1-0 | 6.00 | 4 | 0 | 0 | 0 | 1 | 6.0 | 5 | 4 | 4 | 2 | 0 | 3 | 6 | 3 | 1 |
| Minor League Totals | | 25-11 | 2.66 | 103 | 18 | 0 | 0 | 13 | 274.0 | 246 | 108 | 81 | 13 | 5 | 87 | 236 | 22 | 3 |

POYNER, Robert William (Bobby) - See Page 170

LHP

PROCYSHEN, Jordan

C

HT: 5-10; **WT:** 219; **BATS:** Left; **THROWS:** Right; **BORN:** 3/11/1993 in Guelph, Ontario, Canada; **RESIDES:** Okotoks, Alberta, Canada; **SIGNED BY:** John Pyle; **ACQUIRED:** Red Sox 15th pick (14th round, 434th overall) in the 2014 June Draft.

2017: Attended his 1st ML Spring Training camp as a non-roster invite...Threw out 24 of 61 (39.3%) attempted base stealers with Double-A Portland...In a 10-game span from 7/19-8/6, went 12-for-37 (.324) with 3 HR and 4 2B...Homered in back-to-back games on 8/2 vs. Richmond and 8/4 vs. Bowie...**2016:** Threw out 23 of 53 (43.4%) attempted base stealers...Was on the disabled list from 4/11-5/15 and 5/24-6/12 with a left hamstring strain...**2015:** Started the South Atlantic League All-Star Game...Threw out 40 of 122 (32.8%) attempted base stealers...Placed on the DL from 7/24-30 with right shoulder inflammation...Tabbed by *Baseball America* as the league's best defensive catcher after the season...**PERSONAL:** Last name is pronounced like "procession"...Played baseball for 2 seasons (2012-13) at Northeastern Junior College in Sterling, CO...Hit .418 in 2013, tying for the national lead in HR (15)...Transferred to Northern Kentucky University, starting all 51 of the team's games in 2014 and leading the club in HR (10)...Graduated in 2011 from Holy Trinity Academy in Okotoks, Alberta...Was a member of the Canadian Junior National team.

Player Development

Minor League Players, Continued

| YEAR | CLUB | AVG | G | AB | R | H | 2B | 3B | HR | RBI | SH | SF | HP | BB | SO | SB | CS | E |
|----------------------------|------------|-------------|------------|------------|-----------|------------|-----------|----------|-----------|-----------|----------|----------|-----------|-----------|------------|----------|----------|-----------|
| 2014 | Lowell | .259 | 19 | 54 | 3 | 14 | 3 | 0 | 0 | 6 | 0 | 1 | 0 | 7 | 6 | 0 | 1 | 1 |
| | Greenville | .300 | 9 | 30 | 2 | 9 | 1 | 0 | 1 | 3 | 0 | 0 | 0 | 3 | 8 | 0 | 0 | 2 |
| 2015 | Greenville | .285 | 51 | 179 | 22 | 51 | 8 | 0 | 2 | 28 | 1 | 2 | 5 | 16 | 32 | 3 | 2 | 10 |
| | Salem | .209 | 38 | 129 | 9 | 27 | 5 | 0 | 0 | 11 | 2 | 1 | 1 | 18 | 22 | 1 | 2 | 2 |
| 2016 | Salem | .249 | 61 | 221 | 29 | 55 | 16 | 0 | 4 | 29 | 2 | 3 | 4 | 14 | 56 | 3 | 0 | 4 |
| 2017 | Portland | .200 | 68 | 215 | 25 | 43 | 9 | 0 | 4 | 21 | 4 | 0 | 2 | 27 | 67 | 0 | 3 | 7 |
| Minor League Totals | | .240 | 246 | 828 | 90 | 199 | 42 | 0 | 11 | 98 | 9 | 7 | 12 | 85 | 191 | 7 | 8 | 26 |

PULIDO, Carlos Luis

C/1B

HT: 5-10; **WT:** 170; **BATS:** Switch; **THROWS:** Right; **BORN:** 2/7/1998 in Cabimas, Zulia, VZ; **RESIDES:** Cabimas, Zulia, VZ; **SIGNED BY:** Eddie Romero and Ernesto Gomez; **ACQUIRED:** Signed as an international free agent, 3/6/2015.

2017: Placed on the disabled list on 7/21 and missed the remainder of the year...**2016:** Spent the entire season with the DSL Red Sox1, pacing the club in OBP (.401)...Made 33 starts at catcher and 15 at 1B.

| YEAR | CLUB | AVG | G | AB | R | H | 2B | 3B | HR | RBI | SH | SF | HP | BB | SO | SB | CS | E |
|----------------------------|--------------|-------------|------------|------------|-----------|-----------|-----------|----------|----------|-----------|----------|----------|-----------|-----------|-----------|----------|----------|-----------|
| 2015 | DSL Red Sox2 | .273 | 36 | 121 | 22 | 33 | 3 | 2 | 0 | 21 | 1 | 2 | 8 | 15 | 26 | 5 | 1 | 7 |
| 2016 | DSL Red Sox1 | .283 | 66 | 223 | 36 | 63 | 9 | 1 | 1 | 27 | 0 | 4 | 12 | 35 | 24 | 1 | 2 | 9 |
| 2017 | GCL Red Sox | .100 | 11 | 20 | 2 | 2 | 0 | 0 | 0 | 4 | 0 | 0 | 1 | 6 | 4 | 0 | 0 | 0 |
| Minor League Totals | | .269 | 113 | 364 | 60 | 98 | 12 | 3 | 1 | 52 | 1 | 6 | 21 | 56 | 54 | 6 | 3 | 16 |

QIANGBA, Renzeng (Justin)

C

HT: 6-0; **WT:** 175; **BATS:** Left; **THROWS:** Right; **BORN:** 1/1/2001 in Mozhugongka Xian, Tibet, China; **RESIDES:** Nanjing, Jiangsu, China; **SIGNED BY:** Brett Ward and Louie Lin; **ACQUIRED:** Signed as an international free agent, 7/4/2017.

Is expected to make his professional debut in 2018...**PERSONAL:** Became the 1st player from Tibet ever to be signed by a MLB team...Attended MLB's academy in Nanjing, China.

QUIROZ, Jesus Esteban (Esteban) - See Page 178

INF

RAIBURN, Tanner Lee

LHP

HT: 5-9; **WT:** 175; **BATS:** Left; **THROWS:** Left; **BORN:** 12/28/1994 in Wichita, KS; **RESIDES:** Wichita, KS; **SIGNED BY:** Brandon Agamenzone; **ACQUIRED:** Red Sox 33rd pick (33rd round, 1,001st overall) in the 2017 June Draft.

2017: Led the GCL Red Sox with 17 appearances (tied) and 4 saves in his pro debut...Began his pro career with 11 consecutive scoreless outings from 6/30-8/8 (15.1 IP)...Held opponents to a .219 AVG (16-for-73) and 0 HR...Did not allow a hit in 19 PA vs. LHH (0-for-15, 4 BB, 5 SO)...**PERSONAL:** Played baseball at Hutchinson Community College (2014-15) and Grambling State University (2016-17)...Graduated in 2013 from Bishop Carroll Catholic (KS) High School.

| YEAR | CLUB | W-L | ERA | G | GS | CG | SHO | SV | IP | H | R | ER | HR | HB | BB | SO | WP | BK |
|------|-------------|-----|------|----|----|----|-----|----|------|----|---|----|----|----|----|----|----|----|
| 2017 | GCL Red Sox | 2-1 | 3.98 | 17 | 0 | 0 | 0 | 4 | 20.1 | 16 | 9 | 9 | 0 | 1 | 10 | 16 | 2 | 0 |

RAUDES, Roniel Antonio

RHP

HT: 6-1; **WT:** 160; **BATS:** Right; **THROWS:** Right; **BORN:** 1/16/1998 in Granada, Nicaragua; **RESIDES:** Granada, Nicaragua; **SIGNED BY:** Rafael Mendoza and Eddie Romero; **ACQUIRED:** Signed as an international free agent, 7/2/2014.

Enters the 2018 season ranked by *Baseball America* as the Red Sox' No. 29 prospect...**2017:** Entered the 2017 season ranked by *Baseball America* as having the best control among BOS minor leaguers...Ranked 2nd on High-A Salem with 23 GS, 116.0 IP, and 95 SO...Held a 3.79 ERA (23 ER/54.2 IP) over his final 10 outings...**2016:** Named Red Sox Minor League Pitcher of the Year...Was a South Atlantic League mid-season All-Star...Ranked 3rd among Red Sox farmhands and tied for 3rd in the SAL with 11 wins...Also had the 8th-lowest ERA among Red Sox minor leaguers (3.65)...Named Red Sox Minor League Starting Pitcher of the Month for June and for August/September...**2015:** Led the DSL Red Sox1 in wins (tied, 4), strikeouts (tied, 63), and WHIP (0.91)...Started and earned the win in Game 2 of the GCL Finals, pitching 5.0 scoreless innings (5 H, BB, 7 SO) to help the Sox win the title over the GCL Blue Jays...Following the season, ranked by *Baseball America* as the No. 24 prospect in the Sox organization.

| YEAR | CLUB | W-L | ERA | G | GS | CG | SHO | SV | IP | H | R | ER | HR | HB | BB | SO | WP | BK |
|----------------------------|--------------|--------------|-------------|-----------|-----------|----------|----------|----------|--------------|------------|------------|------------|-----------|-----------|-----------|------------|-----------|----------|
| 2015 | DSL Red Sox1 | 4-3 | 3.52 | 11 | 10 | 0 | 0 | 0 | 53.2 | 46 | 21 | 21 | 3 | 3 | 63 | 4 | 0 | |
| | GCL Red Sox | 3-0 | 0.90 | 4 | 4 | 0 | 0 | 0 | 20.0 | 13 | 2 | 2 | 0 | 0 | 6 | 16 | 1 | 0 |
| 2016 | Greenville | 11-6 | 3.65 | 24 | 24 | 0 | 0 | 0 | 113.1 | 112 | 60 | 46 | 8 | 1 | 23 | 104 | 3 | 3 |
| 2017 | Salem | 4-7 | 4.50 | 23 | 23 | 0 | 0 | 0 | 116.0 | 134 | 66 | 58 | 14 | 6 | 44 | 95 | 13 | 0 |
| Minor League Totals | | 22-16 | 3.77 | 62 | 61 | 0 | 0 | 0 | 303.0 | 305 | 149 | 127 | 25 | 10 | 76 | 278 | 21 | 3 |

REI, Austin John - See Page 187

C

REQUENA, Hildemaro Eloys

RHP

HT: 6-2; **WT:** 170; **BATS:** Right; **THROWS:** Right; **BORN:** 7/20/1997 in Maracay, Aragua, VZ; **RESIDES:** Maracay, Aragua, VZ; **SIGNED BY:** Rolando Pino and Ramon Mora; **ACQUIRED:** Signed as an international free agent, 7/20/2013.

2017: Led Single-A Greenville with 11 wins (T-2nd in the South Atlantic League, T-3rd in BOS organization)...Ranked among team leaders in ERA (2nd, 1.98), appearances (2nd, 32), IP (3rd, 95.1), and SO (3rd, 84)...Went 7-0 in his final 8 starts, including a 6-start winning streak from 8/4 through the season's end...Posted a 0.59 ERA (3 ER/46.0 IP), 33 SO, 14 BB, and a .156 opponent AVG (25-for-160) as a starter...**2016:** Led Red Sox minor leaguers in ERA (2.35) and paced the GCL Red Sox with 65.0 IP and 13 appearances.

Minor League Players, Continued

| YEAR | CLUB | W-L | ERA | G | GS | CG | SHO | SV | IP | H | R | ER | HR | HB | BB | SO | WP | BK |
|----------------------------|--------------|--------------|-------------|-----------|-----------|----------|----------|----------|--------------|------------|-----------|-----------|----------|-----------|-----------|------------|-----------|----------|
| 2014 | DSL Red Sox | 1-0 | 1.17 | 5 | 0 | 0 | 0 | 0 | 7.2 | 8 | 5 | 1 | 0 | 0 | 7 | 6 | 7 | 0 |
| 2015 | DSL Red Sox1 | 1-4 | 2.73 | 16 | 0 | 0 | 0 | 1 | 52.2 | 44 | 27 | 16 | 4 | 3 | 11 | 35 | 7 | 0 |
| 2016 | GCL Red Sox | 3-4 | 2.35 | 13 | 7 | 0 | 0 | 2 | 65.0 | 57 | 21 | 17 | 2 | 5 | 6 | 52 | 8 | 0 |
| 2017 | Greenville | 11-3 | 1.98 | 32 | 8 | 0 | 0 | 3 | 95.1 | 72 | 24 | 21 | 2 | 4 | 31 | 84 | 6 | 0 |
| Minor League Totals | | 16-11 | 2.24 | 66 | 15 | 0 | 0 | 6 | 220.2 | 181 | 77 | 55 | 8 | 12 | 55 | 177 | 28 | 0 |

REYES, Denyi

RHP

HT: 6-4; **WT:** 209; **BATS:** Right; **THROWS:** Right; **BORN:** 11/2/1996 in San Cristobal, San Cristobal, DR; **RESIDES:** Sabana Grande de Palenque, San Cristobal, DR; **SIGNED BY:** Manny Nanita and Eddie Romero; **ACQUIRED:** Signed as an international free agent, 7/2/2014.

2017: Earned New York-Penn League mid-season and postseason All-Star honors...Paced the NYPL with a 1.45 ERA (10 ER/62.0 IP) and a 0.95 WHIP, while tying for the league lead with 9 wins...Led all BOS minor leaguers in ERA...Threw 2.0+ innings in 14 of his 15 appearances...Earned the win in each of his last 7 outings...Named NYPL Player of the Month for August...Was 6-0 with a 0.53 ERA (2 ER/33.2 IP), 32 SO, and just 1 BB during the month...**2016:** Tied for the GCL Red Sox lead with 4 wins...**2015:** Posted the lowest unintentional BB/9.0 IP rate in the Dominican Summer League (0.36, 3 BB/75.0 IP)...Led the DSL Red Sox2 in wins (7), starts (tied, 14), innings, and WHIP (1.01, min. 25.0 IP).

| YEAR | CLUB | W-L | ERA | G | GS | CG | SHO | SV | IP | H | R | ER | HR | HB | BB | SO | WP | BK |
|----------------------------|--------------|-------------|-------------|-----------|-----------|----------|----------|----------|--------------|------------|-----------|-----------|----------|----------|-----------|------------|-----------|----------|
| 2015 | DSL Red Sox2 | 7-1 | 2.88 | 15 | 14 | 0 | 0 | 0 | 75.0 | 73 | 28 | 24 | 0 | 4 | 3 | 63 | 3 | 0 |
| 2016 | GCL Red Sox | 4-1 | 2.34 | 9 | 3 | 0 | 0 | 0 | 34.2 | 30 | 13 | 9 | 3 | 0 | 4 | 25 | 2 | 0 |
| 2017 | Lowell | 9-0 | 1.45 | 15 | 0 | 0 | 0 | 0 | 62.0 | 52 | 13 | 10 | 3 | 1 | 7 | 53 | 6 | 0 |
| Minor League Totals | | 20-2 | 2.25 | 39 | 17 | 0 | 0 | 0 | 171.2 | 155 | 54 | 43 | 6 | 5 | 14 | 141 | 11 | 0 |

REYNOSO, Eddy Enmanuel

C/1B

HT: 6-0; **WT:** 195; **BATS:** Right; **THROWS:** Right; **BORN:** 8/7/1994 in Santo Domingo, Santo Domingo, DR; **RESIDES:** Los Jardines del Norte, Santo Domingo, DR; **SIGNED BY:** Eddie Romero and Manny Nanita; **ACQUIRED:** Signed as an international free agent, 4/18/2015.

2017: Made 7 starts at catcher and 2 at 1B...Caught 6 of 20 attempted base stealers (30.0%)...**2016:** Played 64 games for the DSL Red Sox1, leading the team with 16 2B, 3 3B (tied), and 44 RBI...Caught 34 games, throwing out 46.3% of attempted base stealers (31 of 67), and played 24 games at 1B...**2015:** Spent his pro debut with the DSL Red Sox1, batting a team-leading .302 (49-for-162) in 43 games...Also led the team with 3 HR...Caught 47.4% of attempted base stealers (18 of 38).

| YEAR | CLUB | AVG | G | AB | R | H | 2B | 3B | HR | RBI | SH | SF | HP | BB | SO | SB | CS | E |
|----------------------------|--------------|-------------|------------|------------|-----------|------------|-----------|----------|----------|-----------|----------|----------|----------|-----------|-----------|----------|----------|----------|
| 2015 | DSL Red Sox1 | .302 | 43 | 162 | 17 | 49 | 10 | 0 | 3 | 17 | 0 | 0 | 0 | 16 | 22 | 1 | 1 | 3 |
| 2016 | DSL Red Sox1 | .278 | 64 | 245 | 28 | 68 | 16 | 3 | 3 | 44 | 0 | 4 | 1 | 12 | 16 | 0 | 3 | 5 |
| 2017 | Salem | .200 | 3 | 5 | 0 | 1 | 0 | 0 | 0 | 0 | 0 | 0 | 0 | 1 | 1 | 0 | 0 | 0 |
| | Greenville | .214 | 4 | 14 | 0 | 3 | 0 | 0 | 0 | 2 | 0 | 0 | 1 | 0 | 4 | 0 | 0 | 0 |
| | GCL Red Sox | .185 | 9 | 27 | 3 | 5 | 3 | 0 | 1 | 5 | 0 | 0 | 0 | 4 | 1 | 0 | 0 | 1 |
| Minor League Totals | | .278 | 123 | 453 | 48 | 126 | 29 | 3 | 7 | 68 | 0 | 4 | 2 | 33 | 44 | 1 | 4 | 9 |

RIOS, Francisco Eduardo (Frankie)

INF

HT: 5-10; **WT:** 185; **BATS:** Right; **THROWS:** Right; **BORN:** 5/27/1995 in Long Beach, CA; **RESIDES:** Lakewood, CA; **SIGNED BY:** Jim Woodward; **ACQUIRED:** Red Sox 17th pick (17th round, 521st overall) in the 2017 June Draft.

2017: In his pro debut, ranked among Short-A Lowell leaders in runs (2nd, 26), BB (3rd, 21), and SB (T-2nd, 6)...Hit safely in 8 straight games from 8/5-17, batting .419 (13-for-31) during that span...**PERSONAL:** Hit .310 (142-for-458) over 4 seasons at the University of Southern California (2014-17)...Graduated from Long Beach Poly (CA) High School.

| YEAR | CLUB | AVG | G | AB | R | H | 2B | 3B | HR | RBI | SH | SF | HP | BB | SO | SB | CS | E |
|------|--------|------|----|-----|----|----|----|----|----|-----|----|----|----|----|----|----|----|---|
| 2017 | Lowell | .245 | 44 | 151 | 26 | 37 | 2 | 1 | 1 | 14 | 0 | 2 | 4 | 21 | 32 | 6 | 3 | 8 |

RIVERA, Jeremy

INF

HT: 5-9; **WT:** 150; **BATS:** Switch; **THROWS:** Right; **BORN:** 1/30/1995 in Aguada, PR; **RESIDES:** Aguada, PR; **SIGNED BY:** Vaughn Williams; **ACQUIRED:** Red Sox 18th pick (17th round, 524th overall) in the 2014 June Draft.

Has played for Mayaguez in the Puerto Rican Winter League following each of his 4 professional seasons...**2017:** Appeared defensively at SS (77 G) and 2B (7 G)...Hit .300 (36-for-120) in 28 July games...Collected a single-game career-high 4 hits twice (7/5 at Carolina, 7/21 at Winston-Salem)...**2015:** Led Short-A Lowell in games (63) and ranked 2nd in hits (55)...**PERSONAL:** Played 1 season at El Paso Community College, batting .383 in 48 games...Attended the Carlos Beltrán Baseball Academy in Puerto Rico.

| YEAR | CLUB | AVG | G | AB | R | H | 2B | 3B | HR | RBI | SH | SF | HP | BB | SO | SB | CS | E |
|----------------------------|-------------|-------------|------------|------------|------------|------------|-----------|----------|----------|-----------|-----------|----------|----------|-----------|------------|-----------|-----------|-----------|
| 2014 | GCL Red Sox | .178 | 14 | 45 | 9 | 8 | 2 | 0 | 0 | 6 | 0 | 0 | 1 | 5 | 9 | 2 | 0 | 1 |
| 2015 | Lowell | .256 | 63 | 215 | 22 | 55 | 4 | 1 | 0 | 12 | 7 | 2 | 0 | 24 | 37 | 8 | 6 | 13 |
| 2016 | Greenville | .260 | 111 | 365 | 42 | 95 | 19 | 4 | 0 | 36 | 9 | 3 | 3 | 19 | 54 | 9 | 5 | 17 |
| 2017 | Salem | .246 | 84 | 325 | 28 | 80 | 22 | 0 | 2 | 24 | 13 | 2 | 3 | 15 | 66 | 3 | 4 | 7 |
| Minor League Totals | | .251 | 272 | 950 | 101 | 238 | 47 | 5 | 2 | 78 | 29 | 7 | 7 | 63 | 166 | 22 | 15 | 38 |

Player Development

Minor League Players, Continued

RIVERO, Luis Carlos

RHP

HT: 6-3; **WT:** 195; **BATS:** Right; **THROWS:** Right; **BORN:** 1/23/1998 in Maturin, Monagas, VZ; **RESIDES:** Maturin, Monagas, VZ; **SIGNED BY:** Rolando Pino and Ramon Mora; **ACQUIRED:** Signed as an international free agent, 5/26/2015.

2017: Posted a .160 opponent AVG and a 0.76 WHIP for the DSL Red Sox...Led the DSL in wins (10) and ranked 2nd in fewest base runners allowed per 9.0 IP (7.41)...Led the Sox with 16 games finished...Allowed 0 HR...Held LHH to a .422 OPS and RHH to a .425 OPS...Allowed 1+ run in each of his first 3 outings, but gave up 0 runs in his remaining 14 appearances (27.0 IP)...Suffered the loss in his season debut, then went 10-0 the rest of the way...**2016:** In his 3 starts for the DSL Red Sox2, posted a 1.69 ERA (3 ER/16.0 IP) and issued 0 BB (16 SO)...**2015:** Made his pro debut with the DSL Red Sox2 and posted a 0.99 WHIP.

| YEAR | CLUB | W-L | ERA | G | GS | CG | SHO | SV | IP | H | R | ER | HR | HB | BB | SO | WP | BK |
|----------------------------|--------------|-------------|-------------|-----------|----------|----------|----------|----------|--------------|-----------|-----------|-----------|----------|----------|-----------|-----------|----------|----------|
| 2015 | DSL Red Sox2 | 1-2 | 1.61 | 10 | 0 | 0 | 0 | 0 | 22.1 | 15 | 8 | 4 | 0 | 3 | 7 | 18 | 3 | 0 |
| 2016 | DSL Red Sox2 | 4-1 | 2.34 | 15 | 3 | 0 | 0 | 1 | 50.0 | 41 | 18 | 13 | 1 | 2 | 14 | 39 | 1 | 0 |
| 2017 | DSL Red Sox | 10-1 | 1.06 | 17 | 0 | 0 | 0 | 5 | 34.0 | 17 | 4 | 4 | 0 | 2 | 9 | 34 | 0 | 0 |
| Minor League Totals | | 15-4 | 1.78 | 42 | 3 | 0 | 0 | 6 | 106.1 | 73 | 30 | 21 | 1 | 7 | 30 | 91 | 4 | 0 |

RODRIGUEZ, Alejandro

LHP

HT: 6-1; **WT:** 160; **BATS:** Left; **THROWS:** Left; **BORN:** 10/30/1996 in Barquisimeto, Lara, VZ; **RESIDES:** Arauca, Portuguesa, VZ; **SIGNED BY:** Eddie Romero and Angel Escobar; **ACQUIRED:** Signed as an international free agent, 4/12/2014.

2017: Lowered his ERA for a 3rd consecutive season, going 3-2 with a 1.80 ERA (12 ER/60.0 IP) between the DSL Red Sox and the GCL Red Sox...Had a scoreless streak of 34.2 IP between the 2 clubs from 6/15-7/28...Allowed 4 ER in 7.2 IP in his first 2 starts, then threw 26.0 consecutive scoreless innings in his remaining 5 DSL starts from 6/15-7/10...Transferred to the GCL Sox on 7/12 and allowed 0 runs in his first 2 appearances (7.2 IP)...Gave up 6 ER in 3.0 IP on 8/4 vs. the GCL Twins, but posted a 0.77 ERA (2 ER/23.1 IP) in his other 8 GCL outings...**2016:** Allowed 7 ER in 3.1 IP on 8/2 at the DSL Rays1, but went 5-0 with a 1.41 ERA (9 ER/57.1 IP) in his other 12 starts.

| YEAR | CLUB | W-L | ERA | G | GS | CG | SHO | SV | IP | H | R | ER | HR | HB | BB | SO | WP | BK |
|----------------------------|--------------|--------------|-------------|-----------|-----------|----------|----------|----------|--------------|------------|-----------|-----------|----------|----------|-----------|------------|-----------|----------|
| 2014 | DSL Red Sox | 2-1 | 4.50 | 10 | 0 | 0 | 0 | 1 | 20.0 | 18 | 11 | 10 | 2 | 1 | 7 | 16 | 2 | 0 |
| 2015 | DSL Red Sox1 | 4-6 | 3.00 | 14 | 14 | 0 | 0 | 0 | 60.0 | 61 | 25 | 20 | 1 | 2 | 23 | 47 | 8 | 0 |
| 2016 | DSL Red Sox1 | 5-1 | 2.37 | 13 | 13 | 1 | 1 | 0 | 60.2 | 48 | 18 | 16 | 0 | 0 | 14 | 52 | 5 | 0 |
| 2017 | DSL Red Sox | 3-1 | 1.07 | 7 | 6 | 0 | 0 | 0 | 33.2 | 20 | 5 | 4 | 2 | 2 | 8 | 31 | 1 | 0 |
| | GCL Red Sox | 0-1 | 2.73 | 9 | 3 | 0 | 0 | 0 | 26.1 | 30 | 14 | 8 | 1 | 2 | 4 | 26 | 3 | 0 |
| Minor League Totals | | 14-10 | 2.60 | 53 | 36 | 1 | 1 | 1 | 200.2 | 177 | 73 | 58 | 6 | 7 | 56 | 172 | 19 | 0 |

RODRIGUEZ, Jr., Fernando - See Page 192

RHP

ROMANSKI, Jacob Matthew (Jake)

C

HT: 5-11; **WT:** 200; **BATS:** Right; **THROWS:** Right; **BORN:** 12/22/1990 in Riverside, CA; **RESIDES:** Corona, CA; **SIGNED BY:** Jim Woodward; **ACQUIRED:** Red Sox 14th pick (14th round, 413th overall) in the 2013 June Draft.

Has thrown out 134 of 361 (37.1%) attempted base stealers in 285 career minor league games at catcher...**2017:** Hit .250 (44-for-176) in 44 games between Double-A Portland and Triple-A Pawtucket...Threw out 20 of 46 (43.5%) attempted base stealers between the 2 clubs...Promoted to Pawtucket on 8/1... Recorded multiple hits in 7 of his 15 games with the PawSox, including in 4 of his final 5...**2016:** Named an Eastern League mid-season All-Star with Double-A Portland...Started 88 games at catcher and threw out 53 of 108 (49.1%) attempted base stealers, the highest caught stealing rate among qualifying Double-A backstops...Led Portland with 22 2B and ranked 3rd on the team with a .308 AVG (min. 50 AB)...Went 2-for-2 (2B, R) in the EL All-Star Game on 7/13...Hit .333 (25-for-75) with 2 HR over his final 21 games...**2015:** Hit .264 (58-for-220) in 63 games between High-A Salem and Double-A Portland...Reached base in each of his final 19 games with Salem from 5/22-6/18 (.410 OBP)...Transferred to Portland on 6/24...Went on the DL with a left knee sprain on 7/18 and missed the remainder of the season...Following the season, ranked by *Baseball America* as the best defensive catcher in the Sox organization...**2014:** Combined with Single-A Greenville and High-A Salem to hit .273 (97-for-355) in 95 games...Began the season with Greenville and hit safely in his first 11 games (.319 AVG, 15-for-47)...Had 5 RBI on 4/27 vs. Lexington and on 6/23 at Asheville...Transferred to Salem on 8/5...Went 4-for-4 with 4 2B on 8/31 at Wilmington, becoming the 1st Salem player ever to record 4 2B in a game...**2013:** Made his pro debut with Short-A Lowell...Threw out 8 of 19 (42%) attempted base stealers...Missed time on the DL from 7/13-8/22 with a right triceps strain...**PERSONAL:** Played baseball at San Diego State University (2012-13) and Chaffey Junior College (2010-11)...Attended Norco (CA) High School...His brother, Josh, was selected by MIL in the 4th round of the 2008 June Draft.

| YEAR | CLUB | AVG | G | AB | R | H | 2B | 3B | HR | RBI | SH | SF | HP | BB | SO | SB | CS | E |
|----------------------------|------------|-------------|------------|-------------|------------|------------|-----------|----------|-----------|------------|----------|----------|----------|-----------|------------|-----------|-----------|-----------|
| 2013 | Lowell | .233 | 20 | 73 | 9 | 17 | 4 | 0 | 2 | 4 | 1 | 0 | 2 | 4 | 11 | 0 | 0 | 4 |
| 2014 | Greenville | .270 | 78 | 300 | 30 | 81 | 16 | 2 | 1 | 44 | 3 | 3 | 1 | 24 | 39 | 10 | 5 | 7 |
| | Salem | .291 | 17 | 55 | 8 | 16 | 7 | 0 | 2 | 9 | 0 | 0 | 0 | 1 | 5 | 1 | 1 | 0 |
| 2015 | Salem | .262 | 47 | 164 | 19 | 43 | 9 | 0 | 0 | 21 | 1 | 2 | 3 | 16 | 21 | 4 | 3 | 1 |
| | Portland | .268 | 16 | 56 | 4 | 15 | 1 | 0 | 1 | 6 | 0 | 0 | 0 | 3 | 6 | 0 | 0 | 1 |
| 2016 | Portland | .308 | 90 | 334 | 34 | 103 | 22 | 0 | 4 | 38 | 2 | 4 | 2 | 15 | 47 | 0 | 3 | 5 |
| 2017 | Portland | .233 | 33 | 120 | 13 | 28 | 3 | 0 | 1 | 8 | 0 | 0 | 0 | 2 | 19 | 0 | 1 | 4 |
| | Pawtucket | .286 | 15 | 56 | 5 | 16 | 1 | 0 | 0 | 3 | 0 | 0 | 0 | 1 | 4 | 0 | 0 | 1 |
| Minor League Totals | | .275 | 316 | 1158 | 122 | 319 | 63 | 2 | 11 | 133 | 7 | 9 | 8 | 66 | 152 | 15 | 13 | 23 |

Player
Development

Minor League Players, Continued

RUSCONI, Jagger Stone

2B/OF

HT: 5-11; **WT:** 165; **BATS:** Switch; **THROWS:** Right; **BORN:** 7/18/1996 in Valencia, CA; **RESIDES:** Valencia, CA; **SIGNED BY:** Jim Woodward; **ACQUIRED:** Red Sox 4th pick (5th round, 141st overall) in the 2015 June Draft.

2017: Missed time with 3 stints on the disabled list...With Single-A Greenville, made 24 starts at 2B and 14 in CF...
PERSONAL: Attended West Ranch (CA) High School...Was the Red Sox' 1st high school selection in the 2015 June Draft... Won the Home Run Derby at the National Classic in Anaheim in April 2015.

| YEAR | CLUB | AVG | G | AB | R | H | 2B | 3B | HR | RBI | SH | SF | HP | BB | SO | SB | CS | E |
|----------------------------|-------------|-------------|-----------|------------|-----------|-----------|-----------|----------|----------|-----------|----------|----------|----------|-----------|-----------|----------|----------|----------|
| 2015 | GCL Red Sox | .170 | 16 | 53 | 7 | 9 | 2 | 2 | 0 | 7 | 0 | 1 | 2 | 2 | 11 | 1 | 0 | 0 |
| 2016 | Lowell | .148 | 7 | 27 | 6 | 4 | 1 | 0 | 0 | 3 | 0 | 1 | 0 | 4 | 6 | 1 | 1 | 0 |
| | GCL Red Sox | .292 | 7 | 24 | 1 | 7 | 2 | 0 | 0 | 3 | 0 | 0 | 0 | 1 | 3 | 1 | 0 | 1 |
| 2017 | GCL Red Sox | .308 | 7 | 26 | 5 | 8 | 3 | 0 | 0 | 3 | 0 | 0 | 0 | 4 | 10 | 2 | 0 | 0 |
| | Greenville | .198 | 45 | 167 | 13 | 33 | 3 | 1 | 2 | 11 | 0 | 0 | 1 | 5 | 52 | 4 | 3 | 3 |
| Minor League Totals | | .205 | 82 | 297 | 32 | 61 | 11 | 3 | 2 | 27 | 0 | 2 | 3 | 16 | 82 | 9 | 4 | 4 |

SANTANA, Yasel Jose

RHP

HT: 6-1; **WT:** 180; **BATS:** Right; **THROWS:** Right; **BORN:** 12/14/1996 in Espailat, DR; **RESIDES:** Santiago, DR; **SIGNED BY:** Todd Claus and Manny Nanita; **ACQUIRED:** Signed as an international free agent, 7/2/2017.

2017: Allowed 0 HR...In his final appearance on 8/22 vs. the DSL Marlins, allowed 0 hits and 0 runs in 3.2 IP.

| YEAR | CLUB | W-L | ERA | G | GS | CG | SHO | SV | IP | H | R | ER | HR | HB | BB | SO | WP | BK |
|------|-------------|-----|------|----|----|----|-----|----|------|----|----|----|----|----|----|----|----|----|
| 2017 | DSL Red Sox | 0-2 | 3.32 | 10 | 1 | 0 | 0 | 0 | 21.2 | 16 | 10 | 8 | 0 | 2 | 9 | 17 | 3 | 2 |

SCHELLENGER, Zachary Thomas (Zach)

RHP

HT: 6-6; **WT:** 215; **BATS:** Right; **THROWS:** Right; **BORN:** 1/9/1996 in West Chester, PA; **RESIDES:** Coatesville, PA; **SIGNED BY:** Ray Fagnant; **ACQUIRED:** Red Sox 6th pick (6th round, 191st overall) in the 2017 June Draft.

2017: In his pro debut, began the season on the disabled list and made 3 appearances with the GCL Red Sox in August...
PERSONAL: Pitched for 3 seasons at Seton Hall University (2015-17)...Received Big East Academic All-Star honors...Also pitched for Harwich in the Cape Cod League in 2016...Graduated from Devon (PA) Preparatory School.

| YEAR | CLUB | W-L | ERA | G | GS | CG | SHO | SV | IP | H | R | ER | HR | HB | BB | SO | WP | BK |
|------|-------------|-----|------|---|----|----|-----|----|-----|---|---|----|----|----|----|----|----|----|
| 2017 | GCL Red Sox | 0-0 | 6.00 | 3 | 1 | 0 | 0 | 0 | 3.0 | 1 | 2 | 2 | 0 | 0 | 6 | 4 | 1 | 0 |

SCHERFF, Alexander Brock (Alex)

RHP

HT: 6-7; **WT:** 209; **BATS:** Switch; **THROWS:** Right; **BORN:** 2/5/1998 in Colleyville, TX; **RESIDES:** Colleyville, TX; **SIGNED BY:** Brandon Agamenzone; **ACQUIRED:** Red Sox 5th pick (5th round, 161st overall) in the 2017 June Draft.

Enters the 2018 season ranked by *Baseball America* as the Red Sox' No. 9 prospect...**2017:** Assigned to the GCL Red Sox but did not pitch...**PERSONAL:** Drafted out of Colleyville Heritage (TX) High School, where he went 15-0 with a 0.74 ERA as a senior...Was a *Baseball America* High School First Team All-American.

SCHMIDT, Alberto Jose (Jose)

C

HT: 5-9; **WT:** 180; **BATS:** Right; **THROWS:** Right; **BORN:** 5/29/1997 in Ponce, PR; **RESIDES:** Juana Diaz, PR; **SIGNED BY:** Edgar Perez; **ACQUIRED:** Red Sox 16th pick (16th round, 478th overall) in the 2016 June Draft.

2017: Threw out 33.3% of attempted base stealers (11 of 33)...Drew 10 BB against 11 SO, posting a .353 OBP...**2016:** Made 12 starts at catcher and threw out 7 of 18 attempted base stealers (38.9%)...**PERSONAL:** Attended Colegio Angel David High School...Was named to the 2016 Canada/Puerto Rico All-Region First Team.

| YEAR | CLUB | AVG | G | AB | R | H | 2B | 3B | HR | RBI | SH | SF | HP | BB | SO | SB | CS | E |
|----------------------------|-------------|-------------|-----------|-----------|----------|-----------|----------|----------|----------|-----------|----------|----------|----------|-----------|-----------|----------|----------|----------|
| 2016 | GCL Red Sox | .195 | 15 | 41 | 3 | 8 | 3 | 0 | 0 | 8 | 2 | 0 | 1 | 10 | 14 | 0 | 0 | 1 |
| 2017 | GCL Red Sox | .108 | 16 | 37 | 2 | 4 | 0 | 0 | 0 | 4 | 1 | 0 | 4 | 10 | 11 | 0 | 0 | 3 |
| Minor League Totals | | .154 | 31 | 78 | 5 | 12 | 3 | 0 | 0 | 12 | 3 | 0 | 5 | 20 | 25 | 0 | 0 | 4 |

SCIORTINO, Nicholas (Nick)

C

HT: 5-9; **WT:** 197; **BATS:** Right; **THROWS:** Right; **BORN:** 7/21/1995 in Buck's County, PA; **RESIDES:** Barrington, NJ; **SIGNED BY:** Ray Fagnant; **ACQUIRED:** Red Sox 17th pick (17th round, 508th overall) in the 2016 June Draft.

2017: Threw out 11 of 31 attempted base stealers (35.5%)...Homered twice in Short-A Lowell's win on 8/20 at Staten Island...**2016:** Threw out 39.5% of attempted base stealers (17 of 43)...**PERSONAL:** Was voted team captain prior to his junior year at Boston College and was later named to the Johnny Bench Award watch list...Led the Atlantic Coast Conference with 20 runners caught stealing in 2016, and his 5 runners picked off were tied for the 4th-most in the ACC.

| YEAR | CLUB | AVG | G | AB | R | H | 2B | 3B | HR | RBI | SH | SF | HP | BB | SO | SB | CS | E |
|----------------------------|------------|-------------|-----------|------------|-----------|-----------|----------|----------|----------|-----------|----------|----------|----------|-----------|-----------|----------|----------|----------|
| 2016 | Lowell | .217 | 29 | 92 | 7 | 20 | 2 | 0 | 1 | 5 | 2 | 1 | 2 | 10 | 29 | 0 | 0 | 3 |
| 2017 | Greenville | .152 | 11 | 33 | 2 | 5 | 1 | 0 | 1 | 6 | 0 | 0 | 0 | 4 | 12 | 0 | 0 | 0 |
| | Lowell | .224 | 22 | 67 | 12 | 15 | 1 | 0 | 2 | 5 | 1 | 0 | 0 | 13 | 25 | 0 | 1 | 0 |
| Minor League Totals | | .208 | 62 | 192 | 21 | 40 | 4 | 0 | 4 | 16 | 3 | 1 | 2 | 27 | 66 | 0 | 1 | 3 |

Player Development

Minor League Players, Continued

SCOTT, Ryan

OF

HT: 6-2; **WT:** 195; **BATS:** Left; **THROWS:** Right; **BORN:** 7/6/1993 in North Little Rock, AR; **RESIDES:** Arkadelphia, AR; **SIGNED BY:** Lane Decker; **ACQUIRED:** Red Sox 7th pick (7th round, 208th overall) in the 2016 June Draft.

2017: Led Single-A Greenville with 79 RBI, ranking 3rd in the South Atlantic League and among BOS minor leaguers...Also tied for the team lead with 14 HR...Recorded 7 OF assists...Missed time on the DL from 7/11-21...Homered in 4 straight games from 8/20-23 (13 RBI), including grand slams in consecutive games (8/22-23)...Recorded 22 RBI in 13 games from 8/20 through the end of the year...**PERSONAL:** Led Division 1 players with a .435 AVG as a senior in 2016, a University of Arkansas-Little Rock single-season record...Also in 2016, set program single-season records in hits (94), RBI (66), and total bases (54)...Set the program's career doubles record (66)...Named a 1st Team All-American by Louisville Slugger and the American Baseball Coaches Association/Rawlings...Named the 2016 Sun Belt Conference's Student-Athlete of the Year, in addition to All-Sun Belt Conference 1st Team honors...Selected as a semifinalist for the Dick Howser Trophy, bestowed annually to the national college baseball player of the year...Named a finalist for the Gregg Olson Award, given to college baseball's breakout player of the year...Graduated from North Little Rock (AR) High School.

| YEAR | CLUB | AVG | G | AB | R | H | 2B | 3B | HR | RBI | SH | SF | HP | BB | SO | SB | CS | E |
|----------------------------|------------|-------------|------------|------------|-----------|------------|-----------|----------|-----------|------------|----------|-----------|-----------|-----------|------------|-----------|----------|----------|
| 2016 | Lowell | .276 | 49 | 174 | 28 | 48 | 11 | 3 | 4 | 33 | 0 | 4 | 5 | 13 | 42 | 0 | 2 | 0 |
| 2017 | Greenville | .242 | 115 | 417 | 56 | 101 | 20 | 4 | 14 | 79 | 0 | 6 | 16 | 38 | 120 | 11 | 3 | 5 |
| Minor League Totals | | .252 | 164 | 591 | 84 | 149 | 31 | 7 | 18 | 112 | 0 | 10 | 21 | 51 | 162 | 11 | 5 | 5 |

SEXTON, Robby

LHP

HT: 6-0; **WT:** 225; **BATS:** Left; **THROWS:** Left; **BORN:** 4/29/1994 in Columbus, OH; **RESIDES:** Pataskala, OH; **SIGNED BY:** John Pyle; **ACQUIRED:** Red Sox 14th pick (14th round, 418th overall) in the 2016 June Draft.

2017: Ranked among Single-A Greenville leaders in appearances (T-3rd, 27) and SO (2nd, 102)...Posted a 1.47 ERA (8 ER/49.0 IP) in 15 relief appearances...13 of his 15 relief outings were 2.0+ IP in length...Appeared exclusively in relief during his final 12 games...Missed time from 8/18-24 on the 7-day DL...**2016:** Recorded a team-low 0.80 WHIP...**PERSONAL:** Returned from Tommy John surgery in 2016 and went 7-3 with a 3.15 ERA in 14 starts for Wright State University...Was named to the Horizon League All-Tournament Team, striking out 8 batters and allowing only 2 hits over 6.2 shutout innings in the winners' bracket final...Earned the win over Western Michigan in the NCAA Regional at Louisville...Graduated from Watkins Memorial (OH) High School.

| YEAR | CLUB | W-L | ERA | G | GS | CG | SHO | SV | IP | H | R | ER | HR | HB | BB | SO | WP | BK |
|----------------------------|-------------|------------|-------------|-----------|-----------|----------|----------|----------|--------------|------------|-----------|-----------|----------|----------|-----------|------------|----------|----------|
| 2016 | GCL Red Sox | 0-1 | 1.80 | 6 | 6 | 0 | 0 | 0 | 20.0 | 15 | 4 | 4 | 1 | 0 | 1 | 23 | 0 | 0 |
| 2017 | Greenville | 4-6 | 3.86 | 27 | 12 | 0 | 0 | 1 | 107.1 | 103 | 50 | 46 | 7 | 3 | 31 | 102 | 6 | 1 |
| Minor League Totals | | 4-7 | 3.53 | 33 | 18 | 0 | 0 | 1 | 127.1 | 118 | 54 | 50 | 8 | 3 | 32 | 125 | 6 | 1 |

SHAWARYN, Michael Thomas (Mike)

RHP

HT: 6-2; **WT:** 200; **BATS:** Right; **THROWS:** Right; **BORN:** Carneys Point, NJ; **RESIDES:** Carneys Point, NJ; **SIGNED BY:** Chris Calciano; **ACQUIRED:** Red Sox 5th pick (5th round, 148th overall) in the 2016 June Draft.

Enters the 2018 season ranked by *Baseball America* as the Red Sox' No. 8 prospect...Attended the Red Sox Rookie Development Program in January 2018...**2017:** Entered the 2017 season ranked by *Baseball America* as the Red Sox' No. 12 prospect...Went 8-7 with a 3.81 ERA (57 ER/134.2 IP) in 26 starts between Single-A Greenville and High-A Salem, the 7th-lowest ERA among BOS minor leaguers...Led the organization with 169 SO, the 4th-most in Class-A...Led all Single-A pitchers with 78 SO (13.2 SO/9.0 IP) during his time with Greenville from the beginning of the year through 5/30...Struck out a career-high 12 on 5/6 vs. Augusta and 11 on 5/24 at Kannapolis...Surrendered 13 ER over 51.1 IP (2.28 ERA) in his final 9 starts with Greenville, tossing 5.0+ frames in each...Named BOS' Minor League Starting Pitcher of the Month for May (5 GS, 3.30 ERA, 11 ER/30.0 IP, 46 SO)...Promoted to High-A Salem on 6/4...Went 5-3 with a 3.07 ERA (24 ER/70.1 IP), a .202 opponent AVG (51-for-252), 80 SO, and 30 BB in his final 13 High-A starts...**PERSONAL:** Left the University of Maryland holding career records in wins (30), strikeouts (307), and innings (307.1)...As a junior in 2016, set the program's single-season records in wins (13) and strikeouts (138)...Named to the 2016 Big Ten All-Tournament Team...Struck out 16 batters in his postseason outing vs. Indiana, including each of the first 6 he faced, both records for TD Ameritrade Park in Omaha, NE.

| YEAR | CLUB | W-L | ERA | G | GS | CG | SHO | SV | IP | H | R | ER | HR | HB | BB | SO | WP | BK |
|----------------------------|------------|------------|-------------|-----------|-----------|----------|----------|----------|--------------|------------|-----------|-----------|-----------|----------|-----------|------------|----------|----------|
| 2016 | Lowell | 0-1 | 2.87 | 6 | 6 | 0 | 0 | 0 | 15.2 | 15 | 6 | 5 | 0 | 0 | 7 | 22 | 1 | 0 |
| 2017 | Greenville | 3-2 | 3.88 | 10 | 10 | 0 | 0 | 0 | 53.1 | 44 | 25 | 23 | 5 | 4 | 13 | 78 | 1 | 0 |
| | Salem | 5-5 | 3.76 | 16 | 16 | 0 | 0 | 0 | 81.1 | 71 | 38 | 34 | 10 | 5 | 35 | 91 | 6 | 0 |
| Minor League Totals | | 8-8 | 3.71 | 32 | 32 | 0 | 0 | 0 | 150.1 | 130 | 69 | 62 | 15 | 9 | 55 | 191 | 8 | 0 |

SMITH, Stephen Hunter (Hunter)

RHP

HT: 6-3; **WT:** 195; **BATS:** Right; **THROWS:** Right; **BORN:** 3/18/1994 in Whiteville, NC; **RESIDES:** Wake Forest, NC; **SIGNED BY:** Todd Goff; **ACQUIRED:** Signed as a non-drafted free agent, 6/23/2016.

2017: Led Single-A Greenville with 36 relief appearances...Had 20 scoreless outings...**2016:** Was the only GCL pitcher to allow 0 ER and throw more than 15.0 innings...**PERSONAL:** Earned Academic All-SoCon honors as a senior at the University of North Carolina at Greensboro in 2016...Transferred from Gardner-Webb University after the 2014 season...Helped lead Whiteville (NC) High School to a 2-A state title in 2012.

| YEAR | CLUB | W-L | ERA | G | GS | CG | SHO | SV | IP | H | R | ER | HR | HB | BB | SO | WP | BK |
|----------------------------|-------------|------------|-------------|-----------|----------|----------|----------|-----------|-------------|-----------|-----------|-----------|----------|----------|-----------|------------|-----------|----------|
| 2016 | GCL Red Sox | 2-0 | 0.00 | 8 | 0 | 0 | 0 | 2 | 15.1 | 11 | 2 | 0 | 0 | 1 | 1 | 20 | 2 | 0 |
| | Lowell | 2-0 | 4.09 | 3 | 1 | 0 | 0 | 0 | 11.0 | 9 | 5 | 5 | 1 | 0 | 2 | 12 | 2 | 0 |
| 2017 | Greenville | 3-3 | 3.45 | 36 | 0 | 0 | 0 | 8 | 73.0 | 70 | 32 | 28 | 8 | 1 | 18 | 68 | 6 | 1 |
| Minor League Totals | | 7-3 | 2.99 | 47 | 1 | 0 | 0 | 10 | 99.1 | 90 | 39 | 33 | 9 | 2 | 21 | 100 | 10 | 1 |

Minor League Players, Continued

SMITH, Joshua Dwayne (Josh)

LHP

HT: 6-3; **WT:** 200; **BATS:** Left; **THROWS:** Left; **BORN:** 10/11/1989 in Kansas City, MO; **RESIDES:** Pleasant Hill, MO; **SIGNED BY:** Matt Bimeal (Pirates); **ACQUIRED:** Selected in the Triple-A phase of the Rule 5 Draft, 12/8/2016.

2017: Made 33 relief appearances for Double-A Portland, the 2nd-most on the club...Also made 2 relief appearances for Triple-A Pawtucket on 6/15 and 6/21 (0.00 ERA, 5.1 IP)...Posted a 2.62 ERA (16 ER/55.0 IP) in his final 27 Double-A appearances...Held opposing LHH to a .165 AVG (15-for-91) and .253 SLG...After the season, pitched in 11 games for Aragua in the Venezuelan Winter League (3.38 ERA, 5.1 IP, 2 ER)... **2016:** After the season, selected by BOS from PIT in the Rule 5 Draft...**2015:** On the DL from 7/26-8/2...**2014:** Led Florida State League relievers in opponent AVG (.191, 38-for-199)...**2013:** Missed majority of season on the DL (5/24-9/3)...**PERSONAL:** Selected by PIT in the 25th round of the 2012 June Draft...Also selected by MIL in the 26th round of the 2011 June Draft, but did not sign...Played baseball for 4 seasons at Wichita State University (2009-12)...Graduated from Pleasant Hill (MO) High School, where he also played football.

| YEAR | CLUB | W-L | ERA | G | GS | CG | SHO | SV | IP | H | R | ER | HR | HB | BB | SO | WP | BK |
|----------------------------|---------------|--------------|-------------|------------|----------|----------|----------|-----------|--------------|------------|------------|------------|-----------|-----------|------------|------------|-----------|----------|
| 2012 | State College | 2-1 | 3.68 | 21 | 0 | 0 | 0 | 0 | 29.1 | 31 | 17 | 12 | 0 | 1 | 11 | 23 | 7 | 0 |
| 2013 | West Virginia | 1-1 | 6.75 | 13 | 0 | 0 | 0 | 1 | 24.0 | 30 | 19 | 18 | 1 | 2 | 10 | 17 | 1 | 1 |
| | GCL Pirates | 1-0 | 0.00 | 1 | 0 | 0 | 0 | 0 | 1.0 | 1 | 0 | 0 | 0 | 0 | 1 | 1 | 0 | 0 |
| 2014 | Bradenton | 4-2 | 1.93 | 35 | 0 | 0 | 0 | 8 | 56.0 | 38 | 13 | 12 | 1 | 5 | 25 | 51 | 3 | 1 |
| 2015 | Altoona | 1-4 | 5.29 | 34 | 0 | 0 | 0 | 0 | 47.2 | 42 | 29 | 28 | 3 | 7 | 34 | 31 | 2 | 0 |
| 2016 | Altoona | 2-2 | 6.44 | 42 | 0 | 0 | 0 | 2 | 57.1 | 61 | 44 | 41 | 8 | 6 | 30 | 61 | 5 | 0 |
| | Indianapolis | 0-2 | 7.36 | 7 | 0 | 0 | 0 | 0 | 7.1 | 13 | 9 | 6 | 1 | 1 | 4 | 7 | 0 | 0 |
| 2017 | Pawtucket | 0-0 | 0.00 | 2 | 0 | 0 | 0 | 1 | 5.1 | 1 | 0 | 0 | 0 | 0 | 3 | 1 | 0 | 0 |
| | Portland | 5-1 | 3.26 | 33 | 0 | 0 | 0 | 1 | 66.1 | 61 | 27 | 24 | 5 | 8 | 34 | 75 | 5 | 0 |
| Minor League Totals | | 16-13 | 4.31 | 188 | 0 | 0 | 0 | 13 | 294.1 | 278 | 158 | 141 | 19 | 30 | 152 | 269 | 24 | 2 |

STANKIEWICZ, Theodore J. (Teddy)

RHP

HT: 6-4; **WT:** 215; **BATS:** Right; **THROWS:** Right; **BORN:** 11/25/1993 in Tarrant County, TX; **RESIDES:** Keller, TX; **SIGNED BY:** Chris Mears; **ACQUIRED:** Red Sox 2nd pick (2nd round, 45th overall) in the 2013 June Draft.

2017: Named an Eastern League mid-season All-Star...Led Double-A Portland with 139.2 IP and 107 SO while ranking 2nd in starts (23)...Tossed 6.0+ innings in 7 of his first 8 starts (3.24 ERA, 18 ER/50.0 IP)...**2016:** Named Red Sox Minor League Starting Pitcher of the Month for April...Tabbed Minor League Pitcher of the Week (8/1-7) after tossing Portland's 1st ever complete-game 1-hitter at Erie on 8/2...**2015:** Named Carolina League Pitcher of the Week on 6/1 and 7/6...Following the season, ranked by *Baseball America* as the Sox' No. 20 prospect...**2014:** Named South Atlantic League Pitcher of the Week on 6/16...Following the season, ranked by *Baseball America* as the Sox' No. 20 prospect...**PERSONAL:** Pitched at Seminole State College in 2013...Selected by NYM in the 2nd round of the 2012 June Draft out of Fort Worth Christian (TX) High School (did not sign).

| YEAR | CLUB | W-L | ERA | G | GS | CG | SHO | SV | IP | H | R | ER | HR | HB | BB | SO | WP | BK |
|----------------------------|------------|--------------|-------------|------------|------------|----------|----------|----------|--------------|------------|------------|------------|-----------|-----------|------------|------------|-----------|----------|
| 2013 | Lowell | 0-0 | 2.29 | 9 | 9 | 0 | 0 | 0 | 19.2 | 17 | 6 | 5 | 1 | 1 | 2 | 15 | 1 | 0 |
| 2014 | Greenville | 11-8 | 3.72 | 25 | 25 | 0 | 0 | 0 | 140.1 | 141 | 64 | 58 | 9 | 2 | 29 | 102 | 8 | 1 |
| 2015 | Salem | 5-11 | 4.01 | 25 | 25 | 1 | 1 | 0 | 141.1 | 149 | 74 | 63 | 11 | 8 | 32 | 77 | 6 | 1 |
| 2016 | Portland | 5-9 | 4.71 | 25 | 25 | 2 | 1 | 0 | 135.2 | 142 | 74 | 71 | 16 | 7 | 39 | 97 | 5 | 1 |
| 2017 | Portland | 5-6 | 5.03 | 25 | 23 | 1 | 0 | 0 | 139.2 | 169 | 83 | 78 | 13 | 9 | 36 | 107 | 11 | 0 |
| Minor League Totals | | 26-34 | 4.29 | 109 | 107 | 4 | 2 | 0 | 576.2 | 618 | 301 | 275 | 50 | 27 | 138 | 398 | 31 | 3 |

STEEN, Kevin DeVarious

RHP

HT: 6-1; **WT:** 170; **BATS:** Right; **THROWS:** Right; **BORN:** 7/24/1996 in Oak Ridge, TN; **RESIDES:** Oak Ridge, TN; **SIGNED BY:** Danny Watkins; **ACQUIRED:** Red Sox 10th pick (9th round, 284th overall) in the 2014 June Draft.

2017: Missed the entire season due to injuries suffered in an automobile accident on 4/26...Was struck by a car that had lost control and crossed a median...Following the accident, several Red Sox players wore t-shirts that read "I Support Team Kevin"...**2016:** Led Short-A Lowell with 67.0 IP and was tied for the club lead with 14 starts...**PERSONAL:** Graduated in 2014 from Oak Ridge (TN) High School, where he also played basketball.

| YEAR | CLUB | W-L | ERA | G | GS | CG | SHO | SV | IP | H | R | ER | HR | HB | BB | SO | WP | BK |
|----------------------------|-------------|------------|-------------|-----------|-----------|----------|----------|----------|----------------------------|------------|-----------|-----------|----------|-----------|-----------|-----------|-----------|----------|
| 2014 | GCL Red Sox | 0-1 | 4.50 | 3 | 2 | 0 | 0 | 0 | 6.0 | 8 | 4 | 3 | 0 | 0 | 2 | 5 | 2 | 0 |
| 2015 | GCL Red Sox | 3-1 | 1.82 | 6 | 3 | 0 | 0 | 0 | 24.2 | 18 | 8 | 5 | 1 | 2 | 4 | 24 | 0 | 0 |
| | Lowell | 0-1 | 3.38 | 7 | 7 | 0 | 0 | 0 | 32.0 | 29 | 12 | 12 | 1 | 3 | 16 | 23 | 4 | 0 |
| 2016 | Lowell | 3-5 | 5.37 | 14 | 14 | 0 | 0 | 0 | 67.0 | 70 | 44 | 40 | 4 | 5 | 42 | 41 | 6 | 0 |
| 2017 | | | | | | | | | Did Not Play Due to Injury | | | | | | | | | |
| Minor League Totals | | 6-8 | 4.16 | 30 | 26 | 0 | 0 | 0 | 129.2 | 125 | 68 | 60 | 6 | 10 | 64 | 93 | 12 | 0 |

STERRY, Zachary Quinn (Zach)

1B

HT: 5-11; **WT:** 230; **BATS:** Left; **THROWS:** Right; **BORN:** 6/4/1994 in Columbus, OH; **RESIDES:** Lexington, OH; **SIGNED BY:** John Pyle; **ACQUIRED:** Red Sox 8th pick (8th round, 251st overall) in the 2017 June Draft.

2017: Drove in 4 runs in a 10-7 win vs. Brooklyn on 7/29...**PERSONAL:** Became the 2nd-highest draft pick ever out of Oakland University...Was an All-Horizon League 2nd Team selection as a senior, leading the conference in SLG (.643)...Graduated from Lexington (OH) High School.

| YEAR | CLUB | AVG | G | AB | R | H | 2B | 3B | HR | RBI | SH | SF | HP | BB | SO | SB | CS | E |
|----------------------------|-------------|-------------|-----------|-----------|----------|-----------|----------|----------|----------|----------|----------|----------|----------|-----------|-----------|----------|----------|----------|
| 2017 | GCL Red Sox | .188 | 5 | 16 | 0 | 3 | 0 | 0 | 0 | 1 | 0 | 0 | 1 | 0 | 6 | 0 | 0 | 0 |
| | Lowell | .203 | 20 | 64 | 5 | 13 | 3 | 0 | 0 | 8 | 0 | 0 | 2 | 10 | 13 | 0 | 2 | 1 |
| Minor League Totals | | .200 | 25 | 80 | 5 | 16 | 3 | 0 | 0 | 9 | 0 | 0 | 3 | 10 | 19 | 0 | 2 | 1 |

Player Development

Minor League Players, Continued

STUDDARD, Granger

OF

HT: 6-1; **WT:** 200; **BATS:** Left; **THROWS:** Right; **BORN:** 2/14/1995 in Austin, TX; **RESIDES:** Buda, TX; **SIGNED BY:** Tim Collinsworth; **ACQUIRED:** Red Sox 22nd pick (22nd round, 658th overall) in the 2016 June Draft.

2017: Made 34 starts in RF and 12 in LF...**PERSONAL:** Was named to the All-Sun Belt Conference Second Team as a sophomore at Texas State University in 2015...Graduated from Hays (TX) High School.

| YEAR | CLUB | AVG | G | AB | R | H | 2B | 3B | HR | RBI | SH | SF | HP | BB | SO | SB | CS | E |
|----------------------------|-------------|-------------|-----------|------------|-----------|-----------|----------|----------|----------|-----------|----------|----------|----------|-----------|-----------|----------|----------|----------|
| 2016 | GCL Red Sox | .143 | 13 | 35 | 5 | 5 | 1 | 0 | 0 | 1 | 0 | 1 | 1 | 7 | 15 | 1 | 0 | 0 |
| 2017 | Salem | .222 | 10 | 36 | 2 | 8 | 0 | 0 | 0 | 3 | 0 | 0 | 3 | 2 | 9 | 0 | 0 | 1 |
| | Greenville | .230 | 44 | 139 | 19 | 32 | 5 | 0 | 2 | 10 | 1 | 0 | 5 | 16 | 62 | 2 | 1 | 1 |
| Minor League Totals | | .214 | 67 | 210 | 26 | 45 | 6 | 0 | 2 | 14 | 1 | 1 | 9 | 25 | 86 | 3 | 1 | 2 |

STURGEON, Cole Michael

OF

HT: 6-0; **WT:** 180; **BATS:** Left; **THROWS:** Left; **BORN:** 9/17/1991 in Owensboro, KY; **RESIDES:** Owensboro, KY; **SIGNED BY:** John Pyle; **ACQUIRED:** Red Sox 11th pick (10th round, 314th overall) in the 2014 June Draft.

2017: Ranked among Double-A Portland team leaders in games (2nd, 118), hits (2nd, 107), 2B (T-2nd, 21), 3B (T-1st, 4), BB (2nd, 39), and SB (2nd, 11)...Recorded 4 OF assists...Hit .316 (18-for-57) over 15 April games...In 57 games from 7/1 through the end of the year, hit .314 (61-for-194) with 28 R, 14 2B, 4 3B, 6 HR, and 32 RBI...**2016:** Recorded a career-high 11 OF assists...Led Double-A Portland with 117 games and 427 AB...**2015:** Recorded 10 assists and 2 DP...Made his 1st professional pitching appearance and earned the win on 7/2 vs. New Hampshire, allowing only 1 hit in 3.0 IP after moving from RF in the 14th inning...**PERSONAL:** Played baseball for 4 seasons at the University of Louisville...Hit .312 with a .394 OBP in 233 career games (217 starts) and produced a 3.09 ERA in 63 relief appearances...Was a 3-time All-Conference selection (2012-14)...Named Most Outstanding Player of the 2014 Louisville Regional...Helped Wareham win the 2012 Cape Cod League title, hitting .367 in 7 playoff games...Attended Owensboro Catholic (KY) High School.

| YEAR | CLUB | AVG | G | AB | R | H | 2B | 3B | HR | RBI | SH | SF | HP | BB | SO | SB | CS | E |
|----------------------------|------------|-------------|------------|-------------|------------|------------|-----------|-----------|-----------|------------|-----------|-----------|-----------|------------|------------|-----------|-----------|-----------|
| 2014 | Lowell | .276 | 7 | 29 | 3 | 8 | 0 | 2 | 0 | 5 | 0 | 0 | 1 | 0 | 5 | 2 | 0 | 1 |
| | Greenville | .284 | 48 | 183 | 28 | 52 | 10 | 0 | 2 | 25 | 2 | 2 | 3 | 16 | 31 | 4 | 1 | 2 |
| 2015 | Salem | .265 | 76 | 287 | 34 | 76 | 14 | 2 | 3 | 26 | 4 | 1 | 1 | 18 | 40 | 10 | 3 | 5 |
| | Portland | .203 | 40 | 133 | 13 | 27 | 8 | 1 | 0 | 7 | 5 | 1 | 0 | 5 | 30 | 3 | 3 | 1 |
| 2016 | Portland | .267 | 117 | 427 | 36 | 114 | 18 | 4 | 6 | 40 | 2 | 0 | 5 | 23 | 61 | 6 | 9 | 4 |
| | Pawtucket | .333 | 2 | 9 | 2 | 3 | 2 | 0 | 0 | 1 | 0 | 0 | 0 | 0 | 1 | 0 | 0 | 0 |
| 2017 | Portland | .264 | 118 | 406 | 43 | 107 | 21 | 4 | 6 | 52 | 6 | 7 | 2 | 39 | 86 | 11 | 4 | 3 |
| Minor League Totals | | .263 | 408 | 1474 | 159 | 387 | 73 | 13 | 17 | 156 | 19 | 11 | 12 | 101 | 254 | 36 | 20 | 16 |

SUAREZ, Kervin Eduardo

INF/OF

HT: 5-11; **WT:** 165; **BATS:** Switch; **THROWS:** Right; **BORN:** 12/19/1998 in San Felipe, Yaracuy, VZ; **RESIDES:** San Felipe, Yaracuy, VZ; **SIGNED BY:** Eddie Romero and Ernesto Gomez; **ACQUIRED:** Signed as an international free agent, 7/2/2015.

Enters the 2018 season ranked by *Baseball America* as the Red Sox' No. 30 prospect, as well as the best athlete in the Sox' minor league system...**2017:** His .273 AVG (54-for-198) ranked 10th among Red Sox minor leaguers...Led the GCL Red Sox in runs (33), while ranking among club leaders in games (2nd, 47), hits (2nd, 52), 2B (T-2nd, 9), and HR (T-2nd, 2)...Batted .322 (19-for-59) vs. LHP...Hit safely in his first 12 games of the year, and batted .348 (24-for-69) through his first 16 contests (6/22-7/18)...Went 15-for-49 (.306) over his last 12 Rookie-level contests...Promoted to Lowell on 9/3...**2016:** Led the DSL Red Sox1 in steals (18-for-25).

| YEAR | CLUB | AVG | G | AB | R | H | 2B | 3B | HR | RBI | SH | SF | HP | BB | SO | SB | CS | E |
|----------------------------|--------------|-------------|------------|------------|-----------|------------|-----------|----------|----------|-----------|----------|----------|----------|-----------|------------|-----------|----------|-----------|
| 2016 | DSL Red Sox1 | .274 | 66 | 259 | 40 | 71 | 11 | 3 | 1 | 25 | 1 | 0 | 7 | 21 | 58 | 18 | 7 | 15 |
| 2017 | GCL Red Sox | .274 | 47 | 190 | 33 | 52 | 9 | 1 | 2 | 13 | 1 | 1 | 1 | 17 | 47 | 11 | 1 | 8 |
| | Lowell | .250 | 3 | 8 | 1 | 2 | 0 | 0 | 0 | 0 | 0 | 0 | 0 | 2 | 2 | 0 | 0 | 0 |
| Minor League Totals | | .274 | 116 | 457 | 74 | 125 | 20 | 4 | 3 | 38 | 2 | 1 | 8 | 40 | 107 | 29 | 8 | 23 |

TAVÁREZ, Aneurys De Jesus - See Page 211

OF

TENDLER, Luke

OF

HT: 5-11; **WT:** 200; **BATS:** Left; **THROWS:** Right; **BORN:** 8/25/1991 in Philadelphia, PA; **RESIDES:** Wilmington, NC; **SIGNED BY:** Chris Kemp (Rangers); **ACQUIRED:** Selected in the Triple-A phase of the Rule 5 Draft, 12/14/2017.

2017: Made his Double-A debut, ranking 2nd on Frisco in HR (13) and RBI (49)...Split the season between the OF and DH...Homered in 3 straight games from 6/13-16...**2016:** Led Rangers minor leaguers and the California League with 97 RBI for High-A High Desert...Also ranked among league leaders in runs (2nd, 92), doubles (T-2nd, 38), hits (3rd, 151), BB (3rd, 64), HR (T-3rd, 23), and OPS (.908)...Was twice named CL Player of the Week (4/24 & 8/21)...**2015:** Named a South Atlantic League mid-season All-Star with Single-A Hickory...Ranked among SAL leaders in RBI (4th, 73), HR (T-7th, 15), and doubles (T-8th, 30)...Named Rangers Minor League Player of the Month for April...**2014:** Named a Northwest League mid-season All-Star in his pro debut with Short-A Spokane...Tied for the league lead in HR (11) and ranked 3rd in RBI (57)...**PERSONAL:** Played baseball for 4 seasons at North Carolina Agricultural and Technical State University (2011-14), batting .349 with 24 HR and 179 RBI...Graduated from Laney (NC) High School.

| YEAR | CLUB | AVG | G | AB | R | H | 2B | 3B | HR | RBI | SH | SF | HP | BB | SO | SB | CS | E |
|----------------------------|-------------|-------------|------------|-------------|------------|------------|------------|-----------|-----------|------------|----------|-----------|-----------|------------|------------|-----------|-----------|-----------|
| 2014 | Spokane | .316 | 67 | 256 | 48 | 81 | 18 | 2 | 11 | 57 | 0 | 2 | 3 | 29 | 46 | 9 | 4 | 1 |
| 2015 | Hickory | .262 | 124 | 454 | 67 | 119 | 30 | 4 | 15 | 73 | 0 | 7 | 6 | 41 | 95 | 2 | 3 | 4 |
| 2016 | High Desert | .297 | 132 | 508 | 92 | 151 | 38 | 4 | 23 | 97 | 3 | 5 | 11 | 64 | 107 | 5 | 8 | 5 |
| 2017 | Frisco | .245 | 113 | 420 | 51 | 103 | 24 | 2 | 13 | 49 | 0 | 1 | 2 | 41 | 104 | 1 | 2 | 6 |
| Minor League Totals | | .277 | 436 | 1638 | 258 | 454 | 110 | 12 | 62 | 276 | 3 | 15 | 22 | 175 | 352 | 17 | 17 | 16 |

Player
Development

Minor League Players, Continued

THOMPSON, Jacob Nels (Jake)

RHP

HT: 6-1; **WT:** 210; **BATS:** Right; **THROWS:** Right; **BORN:** 9/22/1994 in Florence, OR; **RESIDES:** Florence, OR; **SIGNED BY:** Justin Horowitz; **ACQUIRED:** Red Sox 4th pick (4th round, 131st overall) in the 2017 June Draft.

Enters the 2018 season ranked by *Baseball America* as the Red Sox' No. 13 prospect...**2017:** Allowed 0 XBH...Held LHH to a .158 AVG (3-for-19)...**PERSONAL:** Played baseball for 4 seasons at Oregon State University (2014-17)...As a senior, was named to the *Baseball America* All-American First Team, as well as the All-Pac-12 Conference First Team and Pac-12 All-Academic First Team...Awarded "District Player of the Year" honors by the National Collegiate Baseball Writers Association... Made 20 appearances (19 GS) as a senior, going 14-1 with a 1.96 ERA and 119 SO...Graduated from Siuslaw (OR) High School...Selected by CHC in the 34th round of the 2013 June Draft, but did not sign.

| YEAR | CLUB | W-L | ERA | G | GS | CG | SHO | SV | IP | H | R | ER | HR | HB | BB | SO | WP | BK |
|------|--------|-----|------|---|----|----|-----|----|------|----|---|----|----|----|----|----|----|----|
| 2017 | Lowell | 0-3 | 3.18 | 7 | 7 | 0 | 0 | 0 | 11.1 | 10 | 7 | 4 | 0 | 0 | 6 | 11 | 2 | 0 |

TOBIAS, Joshua Henry James (Josh)

2B

HT: 5-9; **WT:** 195; **BATS:** Switch; **THROWS:** Right; **BORN:** 11/23/1992 in Greensboro, NC; **RESIDES:** Greensboro, NC; **SIGNED BY:** Alan Marr (Phillies); **ACQUIRED:** From the Philadelphia Phillies in exchange for RHP Clay Buchholz, 12/20/2016.

2017: Hit .284 (119-for-419) with 26 2B, 5 HR, and 45 RBI in 113 games between Double-A Portland and High-A Salem... Ranked 4th among BOS minor leaguers in AVG...Hit .364 (39-for-107) vs. LHP...Began the year in Salem, playing 21 games for the club from 4/6-29 and recording multiple hits in 10 of those...Held the 9th-highest April AVG (.345/30-for-87) among High-A batters...Assigned to Portland on 5/1...Batted .314 (27-for-86) in his first 21 games with the Sea Dogs (5/2-28)... After the season, hit .261 (12-for-46) in 12 games with Peoria of the Arizona Fall League...**2016:** Named a South Atlantic League mid- and postseason All-Star...**2015:** Named a Short-Season All-Star by *Baseball America*...Led Short-A Williamsport with 77 hits, 19 2B, 3 3B (tied), 37 RBI, a .475 SLG, and an .837 OPS in 61 games...**PERSONAL:** Graduated in 2015 from the University of Florida, where he earned a bachelor's degree in geology...Was a 2-time member of the Southeastern Conference Community Service Team and twice was named to the SEC Academic Honor Roll...Batted .301 in 213 career games with the Gators, including .355 in 2015...Graduated from Southeast Guilford (NC) High School.

| YEAR | CLUB | AVG | G | AB | R | H | 2B | 3B | HR | RBI | SH | SF | HP | BB | SO | SB | CS | E |
|----------------------------|--------------|-------------|------------|-------------|------------|------------|-----------|----------|-----------|------------|----------|-----------|-----------|-----------|------------|-----------|-----------|-----------|
| 2015 | Williamsport | .321 | 61 | 240 | 31 | 77 | 19 | 3 | 4 | 37 | 0 | 3 | 3 | 14 | 42 | 12 | 10 | 9 |
| 2016 | Lakewood | .304 | 93 | 365 | 49 | 111 | 24 | 3 | 7 | 55 | 2 | 4 | 13 | 31 | 59 | 6 | 4 | 11 |
| | Clearwater | .254 | 34 | 126 | 21 | 32 | 7 | 0 | 2 | 14 | 1 | 4 | 3 | 12 | 30 | 4 | 1 | 3 |
| 2017 | Salem | .345 | 21 | 87 | 16 | 30 | 7 | 0 | 2 | 11 | 0 | 0 | 2 | 8 | 16 | 4 | 2 | 2 |
| | Portland | .268 | 92 | 332 | 32 | 89 | 19 | 0 | 3 | 34 | 3 | 4 | 9 | 19 | 72 | 4 | 3 | 10 |
| Minor League Totals | | .295 | 301 | 1150 | 149 | 339 | 76 | 6 | 18 | 151 | 6 | 15 | 30 | 84 | 219 | 30 | 20 | 35 |

TOVAR, Carlos Eduardo

INF

HT: 5-11; **WT:** 170; **BATS:** Right; **THROWS:** Right; **BORN:** 8/20/1995 in Maturin, Monagas, VZ; **RESIDES:** Maturin, Monagas, VZ; **SIGNED BY:** Ramon Mora; **ACQUIRED:** Signed as an international free agent, 7/20/2013.

2017: Appeared defensively at SS (38 G), 2B (33 G), and 3B (11 G)...Played 3 games for Anzoategui of the Venezuelan Winter League following the season (2-for-8, 2 BB)...**2016:** Named a New York-Penn League mid-season All-Star, going 1-for-2 with a run in the game...Following the season, appeared in 17 games for Anzoategui of the Venezuelan Winter League...**2014:** Made pro debut with the DSL Red Sox, leading the club in games (tied, 65), runs (46), and BB (36).

| YEAR | CLUB | AVG | G | AB | R | H | 2B | 3B | HR | RBI | SH | SF | HP | BB | SO | SB | CS | E |
|----------------------------|-------------|-------------|------------|------------|------------|------------|-----------|----------|----------|-----------|-----------|----------|-----------|-----------|------------|-----------|-----------|-----------|
| 2014 | DSL Red Sox | .241 | 65 | 245 | 46 | 59 | 10 | 3 | 2 | 22 | 6 | 2 | 7 | 36 | 44 | 11 | 4 | 14 |
| 2015 | GCL Red Sox | .250 | 18 | 60 | 7 | 15 | 3 | 0 | 0 | 5 | 1 | 1 | 0 | 3 | 16 | 5 | 1 | 6 |
| | Lowell | .222 | 4 | 9 | 3 | 2 | 0 | 0 | 0 | 2 | 1 | 1 | 0 | 1 | 2 | 2 | 0 | 1 |
| 2016 | Lowell | .287 | 58 | 209 | 28 | 60 | 14 | 2 | 2 | 28 | 2 | 4 | 2 | 11 | 42 | 1 | 3 | 14 |
| 2017 | Portland | .000 | 1 | 5 | 0 | 0 | 0 | 0 | 0 | 0 | 0 | 0 | 0 | 0 | 1 | 0 | 0 | 1 |
| | Greenville | .215 | 79 | 279 | 30 | 60 | 10 | 4 | 2 | 12 | 5 | 0 | 3 | 14 | 69 | 3 | 11 | 12 |
| Minor League Totals | | .243 | 225 | 807 | 114 | 196 | 37 | 9 | 6 | 69 | 15 | 8 | 12 | 65 | 174 | 22 | 19 | 48 |

WALDEN, Marcus Walter - See Page 226

RHP

WASHINGTON, Kyri Divonte

OF

HT: 5-11; **WT:** 220; **BATS:** Right; **THROWS:** Right; **BORN:** 7/11/1994 in Farmville, VA; **RESIDES:** Cullen, VA; **SIGNED BY:** Chris Calciano; **ACQUIRED:** Red Sox 22nd pick (23rd round, 681st overall) in the 2015 June Draft.

2017: Had 2 DL stints, including from 5/19 to the end of the season...**2016:** Ranked 3rd among Red Sox minor leaguers in HR (16) and RBI (73)...Led Single-A Greenville in RBI, SLG (.487, 3rd in SAL), and triples (9, T-3rd in SAL)...Was named Red Sox Minor League Hitter of the Month for June...**PERSONAL:** Played 3 seasons at Longwood University (VA)...Led the team in HR (15), RBI (52), runs (40), SLG (.548), and BB (25) as a junior in 2015...Hit .455 with 7 HR as a senior at Grafton (VA) High School, earning Bay Rivers District Player of the Year honors.

| YEAR | CLUB | AVG | G | AB | R | H | 2B | 3B | HR | RBI | SH | SF | HP | BB | SO | SB | CS | E |
|----------------------------|-------------|-------------|------------|------------|-----------|------------|-----------|-----------|-----------|------------|----------|----------|----------|-----------|------------|-----------|-----------|----------|
| 2015 | GCL Red Sox | .263 | 11 | 38 | 6 | 10 | 1 | 0 | 1 | 7 | 0 | 0 | 0 | 6 | 11 | 0 | 1 | 0 |
| | Lowell | .263 | 24 | 80 | 13 | 21 | 8 | 1 | 0 | 15 | 0 | 2 | 1 | 8 | 29 | 4 | 1 | 0 |
| 2016 | Greenville | .262 | 103 | 382 | 51 | 100 | 20 | 9 | 16 | 73 | 1 | 5 | 4 | 33 | 121 | 16 | 7 | 2 |
| 2017 | Salem | .250 | 18 | 60 | 5 | 15 | 3 | 0 | 1 | 8 | 1 | 0 | 1 | 4 | 24 | 1 | 1 | 1 |
| Minor League Totals | | .261 | 156 | 560 | 75 | 146 | 32 | 10 | 18 | 103 | 2 | 7 | 6 | 51 | 185 | 21 | 10 | 3 |

Player Development

Minor League Players, Continued

WEEMS, Jordan Blake

RHP

HT: 6-3; **WT:** 175; **BATS:** Left; **THROWS:** Right; **BORN:** 11/7/1992 in Columbus, GA; **RESIDES:** Columbus, GA; **SIGNED BY:** Tim Hyers; **ACQUIRED:** Red Sox 6th pick (3rd round, 111th overall) in the 2011 June Draft.

Converted from a C/1B to a relief pitcher in May 2016...Hit .207 (213-for-1,027) with 3 HR in 305 games from 2011-16, spending most of his time at catcher...**2017:** Went 6-2 with a 4.10 ERA (24 ER/52.2 IP) in 24 appearances (1 GS) in his 1st full season as a pitcher...Placed on the DL on 7/16...Activated on 8/31...**2016:** Began the season as a 1B for Double-A Portland, but began his transformation to a pitcher after hitting .119 (8-for-67) in 22 games...In 19 relief appearances, went 3-0 with a 3.58 ERA (13 ER/32.2 IP) and a .217 opponent AVG...**2015:** Threw out 14 of 71 (19.7%) attempted base stealers in 45 games at catcher...Placed on the DL from 5/2-6/13...**2014:** Placed on the DL on 8/6 and missed the rest of the season...**2013:** Placed on the DL on 7/26 for the remainder of the season...**PERSONAL:** Batted .443 in 39 games for Columbus (GA) High School in 2011...Led team to 2nd consecutive Georgia High School Association Class AAA State Championship in 2011...His father, Rick, was a minor league catcher in the STL organization from 1980-82.

| YEAR | CLUB | W-L | ERA | G | GS | CG | SHO | SV | IP | H | R | ER | HR | HB | BB | SO | WP | BK |
|----------------------------|-------------|------------|-------------|-----------|----------|----------|----------|----------|-------------|-----------|-----------|-----------|----------|----------|-----------|-----------|-----------|----------|
| 2016 | GCL Red Sox | 1-0 | 1.06 | 8 | 0 | 0 | 0 | 0 | 17.0 | 6 | 2 | 2 | 0 | 1 | 4 | 10 | 1 | 0 |
| | Lowell | 2-0 | 6.32 | 11 | 0 | 0 | 0 | 1 | 15.2 | 19 | 12 | 11 | 2 | 0 | 8 | 20 | 7 | 0 |
| 2017 | Greenville | 0-0 | 4.93 | 4 | 0 | 0 | 0 | 0 | 9.2 | 6 | 1 | 1 | 0 | 0 | 3 | 10 | 2 | 0 |
| | Salem | 6-2 | 4.93 | 19 | 1 | 0 | 0 | 1 | 42.0 | 38 | 28 | 23 | 5 | 4 | 22 | 36 | 7 | 0 |
| | GCL Red Sox | 0-0 | 0.00 | 1 | 0 | 0 | 0 | 0 | 1.0 | 2 | 0 | 0 | 0 | 0 | 0 | 0 | 0 | 0 |
| Minor League Totals | | 9-2 | 3.90 | 43 | 1 | 0 | 0 | 2 | 85.1 | 71 | 43 | 37 | 7 | 5 | 37 | 76 | 17 | 0 |

WITTE, Jantzen Connelly

INF

HT: 6-2; **WT:** 195; **BATS:** Right; **THROWS:** Right; **BORN:** 1/4/1990 in Arlington, TX; **RESIDES:** Fort Worth, TX; **SIGNED BY:** Gregg Miller; **ACQUIRED:** Red Sox 24th pick (24th round, 713th overall) in the 2013 June Draft.

2017: Appeared defensively at 1B (31 G), 2B (29 G), and 3B (21 G)...Hit .345 with RISP (20-for-58)...Hit .333 (17-for-51) through his first 18 games of the year...Missed time on the DL from 7/22-8/18...**2015:** Named an Eastern League mid-season All-Star, but missed the 2nd half of the season with a broken left wrist...Hit 25 2B before the break, most in the EL and tied for most in all of Double-A...Was the starting 3B in the EL All-Star Game on 7/15 at Hadlock Field (0-for-2)...**2014:** Named a South Atlantic League mid-season All-Star...Led all minor leaguers in sacrifice flies (13) and ranked 4th in 2B (44)...Led Red Sox minor leaguers in hits and 2B...Played his first 65 games with the Drive and led the club in AVG (.330)...Named SAL Player of the Week on 5/12...**2013:** Placed on the DL on 8/14 for the rest of the year...**PERSONAL:** Graduated in 2013 from Texas Christian University with a degree in communications, with plans to pursue a master's degree in liberal arts...As a senior in 2013, was named Big 12 Co-Scholar Athlete of the Year, 2nd-Team All-Big 12, and 1st-Team Academic All-Big 12...Graduated from Martin (TX) High School, where he hit .468 with 9 HR as a senior.

| YEAR | CLUB | AVG | G | AB | R | H | 2B | 3B | HR | RBI | SH | SF | HP | BB | SO | SB | CS | E |
|----------------------------|-------------|-------------|------------|-------------|------------|------------|------------|-----------|-----------|------------|----------|-----------|-----------|------------|------------|-----------|-----------|-----------|
| 2013 | GCL Red Sox | .244 | 13 | 41 | 2 | 10 | 2 | 1 | 0 | 7 | 0 | 0 | 0 | 6 | 9 | 1 | 0 | 0 |
| | Lowell | .121 | 20 | 66 | 6 | 8 | 3 | 0 | 0 | 3 | 0 | 0 | 4 | 3 | 15 | 0 | 0 | 0 |
| 2014 | Greenville | .330 | 65 | 233 | 50 | 77 | 24 | 2 | 8 | 54 | 0 | 8 | 5 | 36 | 56 | 4 | 3 | 4 |
| | Salem | .296 | 65 | 257 | 21 | 76 | 20 | 4 | 4 | 39 | 0 | 5 | 2 | 18 | 41 | 2 | 1 | 4 |
| 2015 | Portland | .283 | 85 | 314 | 36 | 89 | 25 | 2 | 4 | 48 | 0 | 5 | 6 | 36 | 47 | 3 | 3 | 6 |
| 2016 | Portland | .359 | 11 | 39 | 6 | 14 | 1 | 0 | 2 | 7 | 0 | 1 | 0 | 8 | 4 | 0 | 0 | 1 |
| | Pawtucket | .258 | 100 | 357 | 43 | 92 | 29 | 1 | 2 | 25 | 0 | 1 | 6 | 31 | 58 | 5 | 4 | 5 |
| 2017 | Pawtucket | .242 | 80 | 244 | 31 | 59 | 10 | 1 | 3 | 24 | 2 | 0 | 2 | 35 | 52 | 3 | 2 | 6 |
| Minor League Totals | | .274 | 439 | 1551 | 195 | 425 | 114 | 11 | 23 | 207 | 2 | 20 | 25 | 173 | 282 | 18 | 13 | 26 |

WREN, Jordan

OF

HT: 6-1; **WT:** 195; **BATS:** Left; **THROWS:** Right; **BORN:** 9/23/1994 in Boynton Beach, FL; **RESIDES:** Peachtree City, GA; **SIGNED BY:** Brian Moehler; **ACQUIRED:** Red Sox 10th pick (10th round, 311th overall) in the 2017 June Draft.

2017: Made his professional debut with Short-A Lowell, serving as a DH...Hit .316 (6-for-19) with RISP...**PERSONAL:** Played baseball at Samford University (2014), Gordon State College (2015), and Georgia Southern University (2016-17)...Graduated from Landmark Christian Preparatory School in Peachtree City, GA...Was selected by the Red Sox in the 36th round of the 2016 June Draft, but did not sign...Is the son of Frank Wren, Red Sox Senior VP of Player Personnel.

| YEAR | CLUB | AVG | G | AB | R | H | 2B | 3B | HR | RBI | SH | SF | HP | BB | SO | SB | CS | E |
|------|--------|------|----|----|---|----|----|----|----|-----|----|----|----|----|----|----|----|---|
| 2017 | Lowell | .183 | 24 | 71 | 4 | 13 | 1 | 0 | 0 | 6 | 0 | 0 | 2 | 6 | 30 | 1 | 0 | 0 |

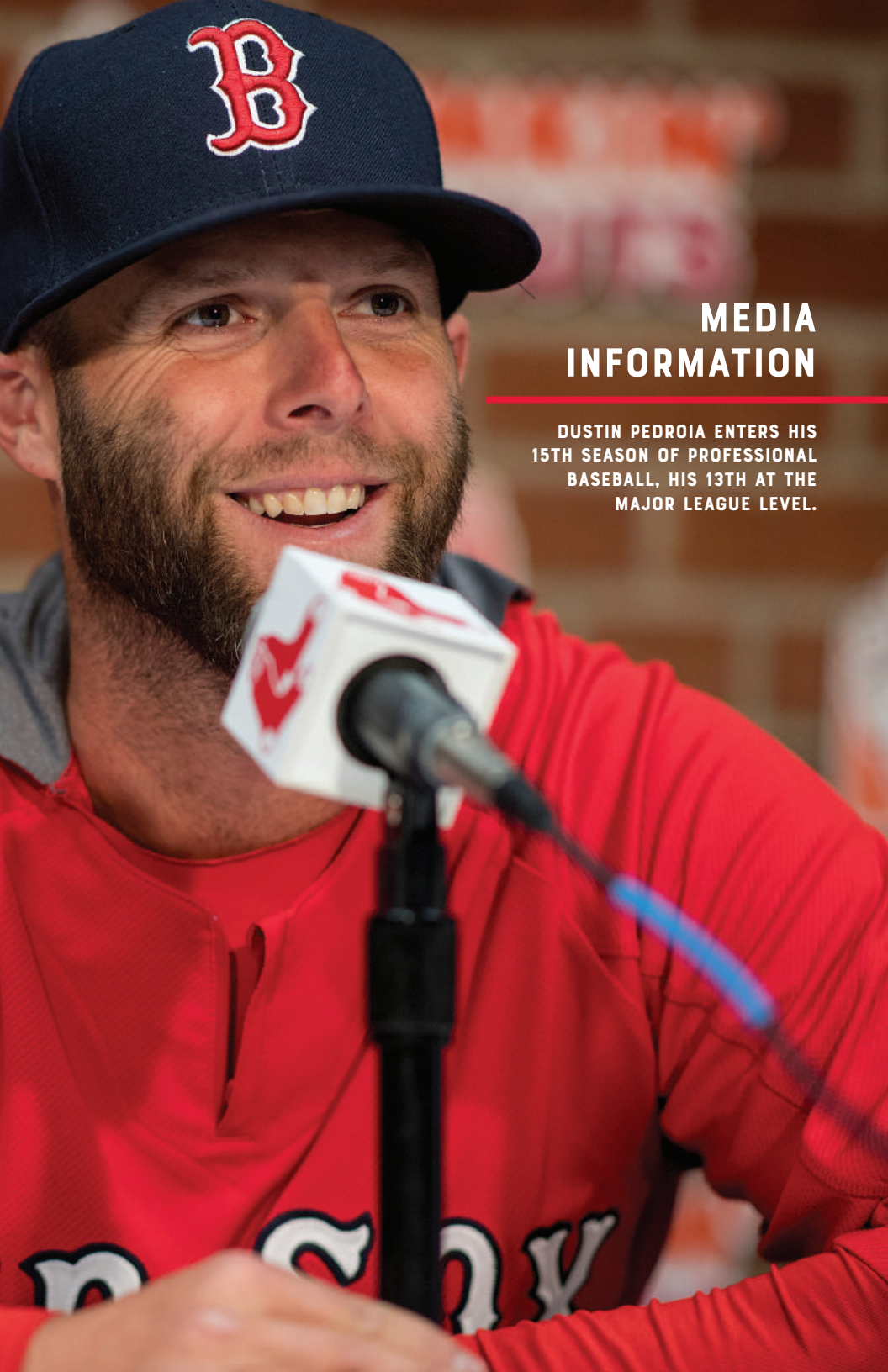
YOUNG, Lukas Bryce

RHP

HT: 6-2; **WT:** 190; **BATS:** Right; **THROWS:** Right; **BORN:** 7/26/1996 in Mobile, AL; **RESIDES:** Mobile, AL; **SIGNED BY:** Danny Watkins; **ACQUIRED:** Red Sox 21st pick (21st round, 641st overall) in the 2017 June Draft.

2017: Went 1-1 with a 4.75 ERA (16 ER/30.1 IP) between Short-A Lowell and Single-A Greenville...Averaged 10.09 SO/9.0 IP and 6.8 SO/BB (34 SO, 5 BB)...Held RHH a .221 AVG (17-for-77)...Threw 3.1 scoreless innings en route to his 1st career save on 8/5 at Brooklyn...**PERSONAL:** Played baseball at Bishop State Community College (2015-16) and the University of Mobile (2017)...Graduated from Baker (AL) High School.

| YEAR | CLUB | W-L | ERA | G | GS | CG | SHO | SV | IP | H | R | ER | HR | HB | BB | SO | WP | BK |
|----------------------------|------------|------------|-------------|-----------|----------|----------|----------|----------|-------------|-----------|-----------|-----------|----------|----------|----------|-----------|----------|----------|
| 2017 | Lowell | 1-1 | 4.50 | 10 | 0 | 0 | 0 | 1 | 20.0 | 19 | 11 | 10 | 1 | 2 | 4 | 25 | 2 | 0 |
| | Greenville | 0-0 | 5.23 | 5 | 0 | 0 | 0 | 1 | 10.1 | 13 | 7 | 6 | 2 | 2 | 1 | 9 | 1 | 0 |
| Minor League Totals | | 1-1 | 4.75 | 15 | 0 | 0 | 0 | 2 | 30.1 | 32 | 18 | 16 | 3 | 4 | 5 | 34 | 3 | 0 |



MEDIA INFORMATION

**DUSTIN PEDROIA ENTERS HIS
15TH SEASON OF PROFESSIONAL
BASEBALL, HIS 13TH AT THE
MAJOR LEAGUE LEVEL.**

Red Sox Media Relations



Kevin Gregg
Vice President,
Media Relations



Abby Murphy
Senior Manager,
Media Relations



Justin Long
Manager,
Media Relations &
Baseball Information



Chris Gilligan
Coordinator,
Media Relations



Daveson Pérez
Assistant, Media
Relations/Translator




Mikio Yoshimura
Japanese Media
Liaison



Zineb Curran
Vice President,
Corporate
Communications



Billie Weiss
Manager
of Photography



Our beloved friend and colleague, Dick Bresciani, passed away in November 2014. In recognition of his decades of contributions to Red Sox baseball, the Fenway Park press box was dedicated as the Dick Bresciani "Bresh Box" Press Box the following April.

Media Information

MEDIA RELATIONS PHONE/FAX: 617-226-6613

CREDENTIAL PICKUP: All media credentials may be picked up at the Fenway Park Media Entrance at Gate D on Level G (street level), located near the corner of Yawkey Way and Van Ness Street. Gate D will open 4 hours before game time.

MAIN PRESS BOX: The Main Press Box is located directly behind home plate on Level 5. The press box may be reached by taking the elevators or ramps located inside Gate D. Only media with proper credentials will be allowed access to the 5th floor press area.

PRESS DINING: Press dining is located on Level 5 in the press area and is available to accredited media at \$12 per person. Press Dining will open 3 hours prior to the start of the game and will remain open for 1 hour after 1st pitch.

CLUBHOUSES: The Red Sox clubhouse is located on Level G, near sections 15 and 16 on the first base side. The visitors' clubhouse is located on Level G, near sections 25 and 26 on the third base side.

PHOTO LOCATIONS: Assigned photo locations are located in permanent camera wells on the outfield side of both dugouts. Wireless transmission capabilities are available in all photo locations.

INTERVIEW ROOMS: All pre- and post-game interviews will be held in the Red Sox regular Interview Room above the home clubhouse. The Interview Room may be accessed by taking the ramp near Gate D to the Mezzanine Level (between Level G and Level 2) or by taking the center elevator on the Gate D elevator bank (accessible from the press level going down or from Gate D and the ground level going up) to the Mezzanine M Level.

PRESS BOX INTERNET INFO: The Red Sox will provide high-speed wired and wireless internet access free of charge at Fenway Park. For internet log-in information, please contact a Red Sox media relations representative.

ADDITIONAL RED SOX MEDIA INFO: Media can access Red Sox game day information at <http://pressroom.redsox.com>. This online media portal includes daily press clippings, game notes, and minor league reports as well as additional pertinent information on home game dates. Media can also follow the Red Sox Media Relations department on Twitter at @BostonRedSoxPR.

Información para los Medios

Teléfono y fax del equipo de Relaciones Públicas: 617-226-6613

Recoger Credenciales: Todos los credenciales pueden ser recogido en la entrada de los Medios localizado en el Gate D de Fenway Park que queda en la esquina de la intersección de Yawkey Way y la calle Van Ness.

Espacio de trabajo para la Prensa: El Espacio de trabajo para la Prensa está localizado directamente detrás del home en el quinto nivel del parque. Para subir a esta área, puedes subir la rampa o tomar el elevador localizado en el Gate D. Solo los Medios con credenciales adecuados serán permitido acceso a esta área.

Comida para la Prensa: La comida está localizado en el quinto piso dentro de la área de la prensa y cuesta 12 dólares por persona. La comida será distribuido 3 horas antes del comienzo del juego y se quedara abierto por 1 hora después del primer lanzamiento del juego.

Los Vestuarios: El vestuario de los Medias Rojas está localizado en el nivel G, cerca de las secciones 15 y 16 en el lado de la primera base. El vestuario de visitantes está localizado en el nivel G, cerca de las secciones 25 y 26 en el lado de la tercera base.

Locales de Fotos: Los locales de fotos están localizados en un espacio al lado de los dugouts de cada equipo. Servicios de transmisión inalámbrica disponibles en estos locales.


Cuartos de Entrevistas: Todos las entrevistas, antes y después del juego, ocurrirán en el Salón de Entrevistas de los Medias Rojas por encima del vestuario del equipo de casa. El salón puede ser accedido por medio de la rampa, cerca del Gate D, subiendo al nivel entresuelo (en el medio del nivel G y el nivel 2). También se puede llegar tomando el elevador del medio hasta el nivel M.

Información de Internet y Teléfono en Espacio de Trabajo de la Prensa: Los Medias Rojas proveerán internet inalámbrico e inalámbrico gratuito en Fenway Park. Si deseas información sobre el internet por favor comuníquese con un representante del equipo de Relaciones Públicas de los Medias Rojas.

Informaciones Adicionales: Los Medios pueden acceder informaciones acerca de los Medias Rojas con relación al juego del día en este sitio web: <http://pressroom.redsox.com>. Este portal incluye informaciones como los artículos diarios de la prensa, las notas sobre el equipo de Grandes Ligas, los reportes de los equipos de Ligas Menores, y etcétera. Medios pueden seguir la cuenta de Twitter del equipo de Relaciones Públicas de los Medias Rojas: @BostonRedSoxPR.

Red Sox on NESN

NESN (New England Sports Network), the official home of the Boston Red Sox, is in its 35th year of carrying Red Sox baseball. Consistently one of the top-rated regional sports networks in the country, NESN's Red Sox coverage includes one hour of pre- and post-game programming before and after every game. Last season, NESN launched NESNgo.com and the NESNgo App so Red Sox fans in New England can now livestream NESN coverage. Veteran play-by-play announcer Dave O'Brien enters his third season with NESN and will be joined again by Red Sox Hall of Famer Jerry Remy, Baseball Hall of Famer Dennis Eckersley, and former Red Sox players Steve Lyons and Jonny Gomes. Tom Caron is in his 15th year as host of NESN's pre- and post-game coverage. He will be joined by an All-Star lineup of studio analysts that includes Eckersley, Lyons, Gomes, MLB Hall of Famer Jim Rice, Red Sox Hall of Famer Tim Wakefield, and former Red Sox pitcher Lenny DiNardo.



DAVE O'BRIEN enters his 28th year of Major League Baseball broadcasting, his third in NESN's play-by-play role after nine seasons in the Red Sox radio booth. O'Brien has also announced NCAA basketball for ESPN, where he handled a variety of play-by-play roles, and called MLB International's coverage of the American League Championship Series and World Series from 2004-09. He worked as both a radio and television announcer for the Florida Marlins from 1993-2001 and broadcast television games for the New York Mets from 2003-05. O'Brien has also done play-by-play for the Atlanta Braves (1990-91) as well as college football and basketball action for the University of Georgia and University of Miami. The Quincy, MA native is a Syracuse University graduate.



JERRY REMY (Twitter: @Jerry_Remy) has served as the Red Sox color analyst on NESN since 1988, announcing over 3,900 Red Sox games during his career. Remy was elected to the Red Sox Hall of Fame in 2006 for his playing and broadcasting accomplishments and has now logged 40 years of service to the organization. A native of Somerset, MA, Remy was an infielder for 10 years in the majors with the Angels (1975-77) and Red Sox (1978-84), posting a career .275 batting AVG and 208 stolen bases in 1,154 games. During his career, he played with 7 Baseball Hall of Famers and 12 Red Sox Hall of Famers. In September of 2007, Remy was elected President of Red Sox Nation through online voting.



DENNIS ECKERSLEY (Twitter: @Eck43) has been at NESN since 2003 and will split time between the broadcast booth and pre/post-game shows. He was elected into Baseball's Hall of Fame in 2005 after pitching 24 seasons in the major leagues with 5 teams (Cleveland, Boston, Chicago Cubs, Oakland, and St. Louis), including two different stints with the Red Sox (1978-84, 1998). He spent the first 12 years of his career as a starting pitcher then moved to the bullpen to become one of the most dominant closers in the game. During a 5-year stretch beginning in 1988, Eckersley averaged 44 saves, a 1.88 ERA, more than 1 strikeout per inning, and less than 1 walk per 9 innings. In 1992, Eckersley became only the second relief pitcher to win both the AL MVP and Cy Young Award in the same year. The 6-time All-Star has served as a post-season studio and game analyst for TBS since 2008.




TOM CARON (Twitter: @TomCaron) enters his 17th season as a member of NESN's Red Sox broadcasts, and his 15th season as host of the pre- and post-game shows. The Lewiston, ME native joined NESN in 1995 and has served as a Red Sox field reporter, studio host for Boston Bruins hockey, and play-by-play announcer for the Beanpot and Hockey East. Before joining NESN, he served as a sports anchor in Plattsburgh, NY; Hanover, NH; and Portland, ME. In 1993, he joined the Portland Pirates of the AHL as play-by-play announcer and communications director and was inducted into the team's Hall of Fame in 2014. Caron is involved in many local and regional charities, including Mass Mentoring; Good Sports, Inc.; the Run to Home Base Program; and the Red Sox Foundation.



STEVE LYONS is in his fifth season as a Red Sox pre/post and game analyst on NESN. A three-time national Emmy award-winning broadcaster, he also serves as a baseball analyst on NESN's sports news shows. Selected by the Red Sox in the first round (19th overall) in the 1981 June Draft out of Oregon State University, Lyons played nine seasons in the major leagues (1985-93) with four different teams, including four stints in Boston. Voted the 1995 10th Player Award winner by Red Sox fans, he played at least one game at every position during his career. Lyons began his broadcasting career in 1996 with FOX Sports and has worked for both the FOX national and regional networks as a game analyst, studio analyst, and studio host. During his 11 years on FOX's national broadcast, he worked in the booth or on pre/post-game shows for the Divisional Series, Championship Series, and World Series. He also spent 9 years with the Los Angeles Dodgers as a pre/post-game host and game announcer.

Red Sox on NESN, Continued



JIM RICE is in his 16th year as a pre/post-game analyst on NESN (since 2003). In 2009, he became the 32nd member of the Red Sox to be elected into the National Baseball Hall of Fame. Rice played 16 seasons in the major leagues, all with Boston. The eight-time All-Star finished his career with a .298 batting AVG, 382 home runs, and 1,451 RBI. Rice was voted the AL MVP in 1978 and helped lead the Red Sox to two AL pennants (1975 and 1986). He ranks third behind only Ted Williams and Carl Yastrzemski on the Red Sox all-time leaders list in hits and total bases, and fourth in home runs and RBI. Since retiring after the 1989 season, Rice has remained active in the Red Sox organization, serving as a minor league hitting instructor from 1992-1994 before joining the parent club as hitting coach from 1995-2000. He currently serves as a special organizational instructor for the team.




TIM WAKEFIELD (Twitter: @TimWakefield49) joined NESN's pre/post-game team in 2012 after his final season in baseball in 2011. His 19-year MLB career included 17 years as a popular member of the Red Sox (1995-2011). He ended his career with 200 wins, 186 of them with Boston, which ranks third behind only Cy Young and Roger Clemens on the Red Sox all-time career win list. He was the American League Comeback Player of the Year in 1995, an All-Star in 2009, and a two-time World Series Champion. He was also honored as a champion off the field as one of the most charitable players in the league, winning the Roberto Clemente Award in 2010 after being nominated eight times during his career. He has continued working closely with the Red Sox, and currently serves as a special assignment instructor as well as honorary chairman of the Red Sox Foundation. He was inducted into the Red Sox Hall of Fame in May of 2016.




JONNY GOMES joined NESN last season and served as both a pre/post-game analyst while also working in the broadcast booth with Dave O'Brien. Gomes played parts of 13 seasons in the big leagues, including a memorable 2013 season with the Boston Red Sox, his first season with the team. He played for 7 MLB teams during his career and hit 162 home runs before ending his playing career in 2016 with a brief stint in Japan. In addition to working for NESN this season, Gomes will serve as the hitting coach for the Rookie-level Arizona League Diamondbacks.



LENNY DINARDO (@DinaroLenny) returns for his second season on NESN after joining in 2017 as a pre/post-game analyst. A former Red Sox pitcher, DiNardo was a member of the 2004 World Series Championship team. He also pitched for Oakland and Kansas City before retiring from baseball in 2013.



GUERIN AUSTIN (Twitter: @GuerinAustin) enters her fourth season as NESN's Boston Red Sox sideline reporter. Austin joined NESN in September of 2014 and served as the network's Boston Bruins rink-side reporter for the 2014-15 season. During the baseball offseason, she serves as an anchor/reporter on NESN's daily sports news programs. Before NESN, Austin spent five years in Washington, D.C., where she served as host of Caps Red Line, a weekly behind-the-scenes look at the Washington Capitals airing on the NHL Network, and as a morning host/reporter at the FOX affiliate in Richmond, VA. The 2004 Miss Nebraska USA got her start in television as an on-air host and associate producer at the ABC affiliate in Denver, and at the CW station in Omaha, Nebraska.




JAHMAI WEBSTER (Twitter: @WebsterOnTV) returns to the broadcast team for his second season as a Red Sox sideline reporter. He joined NESN in October of 2016 and serves as an anchor/reporter on NESN's sports news programs. He has also served as host of NESN's award-winning and commercial-free Red Sox pre-game show for kids NESN Clubhouse, which airs on Sundays 90 minutes before game time. Before joining NESN, Webster worked at Denver's ABC affiliate KMGH Denver7 and KITV 4 News in Honolulu, Hawaii. The Cal State Northridge graduate got his start in sports broadcasting at two ABC affiliates in central Texas, KRHD-TV 40 in College Station and KXXV-TV 25 in Waco.

Red Sox Radio Network

The Red Sox Radio Network carries every regular season game, with WEEI as its flagship station. The Red Sox and Entercom Communications announced a 10-year agreement for 2007-16 in May 2006, and in April 2016 announced a renewal through the 2023 season. A network of over 50 stations broadcasts Boston's games throughout the New England area. Joe Castiglione and Tim Neverett will provide radio coverage for most games in 2017. Mike Mutnan-sky serves as the host of pre- and post-game Red Sox coverage.




JOE CASTIGLIONE is in his 36th season on Red Sox radio, the longest of any Red Sox radio broadcaster, and has the longest tenure of any Boston broadcaster. Prior to coming to Boston, Castiglione called television games for Cleveland in 1979 and 1982 and for Milwaukee in 1981. The Hamden, CT native has also announced television games for the NBA's Cleveland Cavaliers and did college basketball on NESN for 6 years. During the off-season, Joe taught classes in broadcast journalism at Northeastern University for 29 years (1985-2013), at Franklin Pierce University for 15 years (1996-2010), and at Emerson College in 1996. Since 1990, he has also served as a Jimmy Fund staff member in fundraising. A graduate of both Colgate (undergraduate) and Syracuse Universities (graduate), Joe is the author of *Broadcast Rites and Sites-I Saw It on the Radio with the Boston Red Sox*, which was published in 2004, and *Can You Believe It, 30 Years Inside Red Sox Baseball*, published in 2012. Castiglione was inducted into the Red Sox Hall of Fame in 2014. He and his wife, Jan, have 3 children and 6 grandchildren. They reside in Marshfield, MA.



TIM NEVERETT, a New England native, is entering his third season as the radio play-by-play voice of the Boston Red Sox. Previously, Tim spent seven seasons as the radio and television play-by-play announcer for the Pittsburgh Pirates. Before joining the Pirates, Neverett spent four years working for FSN Rocky Mountain, including as a studio host for Colorado Rockies games during the 2008 season. He also served the network as a play-by-play announcer for Rockies games, college football, basketball, hockey, lacrosse, arena football, and track and field. In addition, Tim hosted talk shows for both the nationally syndicated Sporting News Radio Network and ESPN 560 in Denver, Colorado, where he was named the 2005 Best Radio Sports-Talk Host by Westword magazine. Prior to his time in Denver, Neverett lived in Las Vegas, calling games on radio and TV for the Padres' and Dodgers' Triple-A teams as well as Las Vegas' International Hockey League team and the UNLV baseball and football teams. Neverett, who began his broadcasting career in 1985 with Pittsburgh's Double-A affiliate Nashua, also called baseball, softball, basketball, and soccer as well as hockey and skiing during four Olympic Games from 2002-2008. Tim lives in Nashua, NH with his wife, Jessica, and has three sons: Matthew (23), Kyle (22), and Drew (19). He is a graduate of Emerson College in Boston where he lettered in baseball for four seasons.

Red Sox Spanish Radio Network

2018 marks the 28th season of the Red Sox Spanish-language broadcast. Every game of the regular season will be broadcast on WCEC 1490 AM/103.7 FM. Uri Berenguer will call the action for the 2018 season.



URI BERENGUER started working with the Red Sox Spanish-language broadcast team in 2002 at only 19 years old. A former Jimmy Fund patient at the Dana-Farber Cancer Institute, he became interested in a broadcasting career after a visit from Sox announcer Joe Castiglione. Berenguer attended Boston Latin Academy and Northeastern University and is the nephew of former major league pitcher Juan Berenguer.

2018 Radio Affiliates

| | | | |
|----------------------|--------------------|-------------------------|----------------|
| MASSACHUSETTS | Boston | WEEI (Flagship) | 93.7 FM/850 AM |
| | Boston | WMVX (Flagship Spanish) | 1570 AM |
| | Cape Cod | WEI | 96.3 FM |
| | Fall River | WSAR | 1480 AM |
| | Fitchburg | WPKZ | 1280 AM |
| | Great Barrington | WSBS | 860 AM |
| | Milford | WMRC | 1490 AM |
| | New Bedford | WBSM | 1420 AM |
| | North Adams | WNAW | 1230 AM |
| | Pittsfield | WBEC | 1420 AM |
| | Springfield | WWEI | 105.5 FM |
| | Worcester | WCRN | 830 AM |
| | Worcester | WVEI | 1440 AM |
| | CONNECTICUT | Danbury | WLAD |
| Greenwich | | WGCH | 1490 AM |
| Hartford | | WTIC | 1080 AM |
| Putnam | | WINY | 1350 AM |
| Willimantic | | WILI | 1400 AM |
| FLORIDA | Fort Myers Beach | WWCN | 99.3 FM |
| MAINE | Bangor | WEZQ | 92.9 FM |
| | Calais | WQDY | 92.7 FM |
| | Dover/Foxcroft | WDME | 103.1 FM |
| | Ellsworth | WDEA | 1370 AM |
| | Farmington | WKTJ | 99.3 FM |
| | Houlton | WHOU | 100.1 FM |
| | Machias | WALZ | 95.3 FM |
| | Millinocket | WSYY | 1240 AM |
| | Portland | WLOB | 1310 AM |
| | Portland | WJJB | 96.3 FM |
| | Portland/Saco | WPEI | 95.9 FM |
| | Presque Isle | WEGP | 1390 AM |
| | Rockland | WYBA | 105.5 FM |
| NEW HAMPSHIRE | Berlin | WMOU | 1230 AM |
| | Concord/Hillsboro | WTPL | 107.7 FM |
| | Franklin | WFTN | 1240 AM |
| | Keene/Swanzey | WEEY | 93.5 FM |
| | Littleton | WLTN | 1400 AM |
| | Manchester | WGAM | 1250 AM |
| | Meredith | WZEI | 101.5 FM |
| | Nashua | WGHM | 900 AM |
| | New London | WCFR | 1480 AM |
| | New London | WNTK | 99.7 FM |
| | Newport | WCNL | 1010 AM |
| | Plymouth | WPNH | 1300 AM |
| | Walpole | WFYX | 96.3 FM |
| | NEW MEXICO | Albuquerque | KDEF |
| NEW YORK | Albany | WOFX | 980 AM |
| | Brockport | WASB | 1590 AM |
| | Canadaigua | WRSB | 1310 AM |
| | Hudson | WCKL | 560 AM |
| | St. Johnsville | WKAJ | 1120 AM |
| RHODE ISLAND | Providence | WVEI | 103.7 FM |
| VERMONT | Bennington | WBTV | 1370 AM |
| | Burlington | WCPV | 101.3 FM |
| | Morrisville | WLVB | 93.9 FM |
| | Newport | WIKE | 1490 AM |
| | Randolph | WCVR | 1320 AM |
| | Rutland | WSYB | 1380 AM |
| | St. Johnsbury | WSTJ | 1340 AM |
| | Waterbury | WDEV | 96.1 FM/550 AM |
| | Woodstock | WWOD | 93.9 FM |
| | WYOMING | Jackson | KSGT |

All-Time Broadcasters (Since 1926)

| Name | Year(s) | Affiliate(s) |
|-------------------------|--------------|---|
| Andrews, Mike | 1984 | NESN TV |
| Arnold, Dale | 2008-11 | WEEL-AM (2008-2009), WRKO-AM (2008-2009) |
| Baerz, Oscar | 2002-2014 | Spanish Beisbol Productions, LLC |
| Berenguer, Uri | 2003-present | Spanish Beisbol Productions, LLC |
| Britt, Jim | 1940-50 | WAAB-AM (1940-42), WNAC-AM (1942, 1946), WHDH-AM (1947-50), TV-4 & TV-7 (1948-50) |
| Castiglione, Joe | 1983-present | WRKO-AM (1983-94, 2007-14), WEEL-AM (1995-Present) |
| Coleman, Ken | 1966-74 | WHDH-AM (1966-71), TV-5 (1966-71), TV-4 (1972-74) |
| | 1979-89 | WITS-AM (1979-82), WRKO-AM (1983-89) |
| Crowley, Bill | 1957-60 | TV-5 and WHDH-AM |
| Delaney, Bob | 1951-53 | WHDH-AM, TV-4 & TV-7 |
| Der Divanis, Kent | 1984 | NESN TV |
| Egan, Leo | 1949-50 | WHDH-AM (1949-50), TV-4 & TV-7 (1949) |
| Fornieles, Mike | 1993 | WROL-AM (Spanish) |
| Frisch, Frankie | 1939 | WAAB-AM |
| Geffner, Glenn | 2007 | WEEL-AM (2007), WRKO-AM (2007) |
| Gillis, Don | 1957 | TV-5 (Gowdy was out most of year with a bad back) |
| Gleeson, Art | 1960-64 | TV-5 and WHDH-AM |
| Gowdy, Curt | 1951-65 | WHDH-AM (1951-65), TV-4 & TV-7 (1951-56), TV-5 (1957-65) |
| Hadley, Bump | 1948, 1950 | TV-4 & TV-7 |
| Harrelson, Ken | 1975-81 | WSBK-TV 38 |
| Harrison, Gerry | 1927 | WNAC-AM |
| Hartrick, George | 1943-45 | WNAC-AM |
| Hoey, Fred | 1927-38 | WNAC-AM |
| Hussey, Tom | 1939-54 | WAAB-AM (1939-42), WNAC-AM (1942-46), WHDH-AM (1947-54), TV-4 & TV-7 (1948-54) |
| Kulik, Bill | 2001-2014 | Spanish Beisbol Productions, LLC |
| Kurtz, Bob | 1993-00 | NESN TV |
| Martin, Dave | 1972-73 | WHDH-AM (joined crew in June) |
| Martin, Ned | 1961-92 | TV-5 (1961-71), WHDH-AM (1961-75), WMEX-AM (1976-77), WITS-AM (1978), WSBK-TV 38 (1979-87), NESN TV (1988-92) |
| Martinez, Hector | 1988-98 | WRCA-AM (1988-90), WROL-AM (1991-98) (Spanish) |
| McDonough, Sean | 1988-04 | WSBK-TV 38 (1988-96), WABU-TV 68 (1997-98), WB-Ch. 56 (1999), FOX 25 (2000-02), UPN/WBZ (2003) |
| MacLean, John | 1972 | WHDH-AM (April to early May and left due to illness) |
| Miller, Jon | 1980-82 | WITS-AM |
| Montgomery, Bob | 1982-95 | WSBK-TV 38 |
| Murphy, Bob | 1954-59 | WHDH-AM (1954-59), TV-4 & TV-7 (1954-56), TV-5 (1957-59) |
| Neverett, Tim | 2016-present | WEEL-AM (2016-present) |
| O'Brien, Dave | 2007-present | WRKO-AM (2007-14), WEEL-AM (2007-15), NESN TV (2016-present) |
| Orsillo, Don | 2001-2015 | NESN TV |
| Parnell, Mel | 1965-68 | TV-5 and WHDH-AM |
| Pesky, Johnny | 1969-74 | WHDH-AM (1969-71), TV-5 (1969-71), TV-4 (1973-74) |
| Petrocelli, Rico | 1979 | WITS-AM |
| Remy, Jerry | 1988-present | NESN TV (1988-present), WSBK-TV 38 (1996), WABU-TV 68 (1997-98), WB-Ch. 56 (1999), FOX 25 (2000-02), UPN/WBZ (2003) |
| Rish, Jon | 2006-13 | WEEL-AM, WRKO-AM |
| Rooney, Gus | 1926 | WNAC-AM (Opening Day) |
| Serano, Bobby | 1988-01 | WRCA-AM (1988-90, 1999-01), WROL-AM (1991-98) |
| Starr, Bob | 1990-92 | WRKO-AM |
| Stockton, Dick | 1975-78 | WSBK-TV 38 |
| Tiant, Luis | 2002-03 | Spanish Baseball Network |
| Trupiano, Jerry | 1993-06 | WRKO-AM (1983-94), WEEL-AM (1995-06) |
| Villaman, J.P. | 1999-05 | WRCA-AM, Spanish (1999-2005) |
| Woods, Jim | 1974-78 | WHDH-AM (1974-75), WMEX-AM (1976-77), WITS-AM (1978) |

Bold=Active. Corrections have been made in the above listing thanks to information provided to us from John K. Moynahan, author of *50 Years At The Game, A Sports Traveler's Journey*, and other sources. We appreciate this input as we attempt to produce an accurate account of our broadcasters. We are aware that through the years there have been "guest" or temporary fill-in broadcasters for Red Sox games, however, they are too numerous to list here.

Spring Training



JetBlue Park, which sits within the Fenway South Spring Training and player development complex, features the same seating bowl geometry and playing field dimensions as Fenway Park in Boston. The ballpark, which opened in 2012, has a total capacity of roughly 11,000 (including standing room and reserved lawn seating), and takes many of its defining characteristics from "America's Most Beloved Ballpark."

One such characteristic is a near replica of the iconic Fenway Park Green Monster wall. The JetBlue Park wall features the similar dimensions and signature paint color of its counterpart up north, but is unique with its 2-level seating area both on top and inside the wall under cover. The wall also features a restored manual scoreboard that served Red Sox fans for almost 3 decades at Fenway Park in Boston starting in 1976.

JetBlue Park also features:

- **Close to 60,000 square feet of rolling canopy shading for the majority of seats, just about 1 ½ acres**
- **Approximately 9,900 fixed seats**
- **8 private suites**
- **378 Green Monster Wall seats on 2 separate levels**
- **A 50,000-square-foot Clubhouse**
- **A 2,400-square-foot Team Store**
- **A state-of-the-art 20'x24' HD video board**
- **5 permanent concession stands and numerous portable carts located throughout the concourse**

A street festival environment is recreated on Fenway South Drive. Much like at Fenway Park, the street features specialty concession stands and entertainment, including face painting, magicians, stilt walkers, and other games for children.

While the interior of JetBlue Park pays homage to Fenway Park in Boston, the exterior of the ballpark takes cues from its natural Southwest Florida surroundings. The undulating shade canopy with its canted columns was inspired by the Cypress tree domes that surround the site. In addition to providing shade to the majority of the seating bowl, the canopy serves as one of the LEED certified ballpark's most striking architectural features. Locally manufactured masonry blocks used on parts of the exterior wall feature crushed Florida sea shells from Sanibel beaches. The light colors of the exterior enhance and contrast the deep shadows cast by the bright Florida sun.

Spring Training, Continued



JetBlue Park at Fenway South
11500 Fenway South Drive
Fort Myers, FL 33913
Phone: (239) 226-4700

Directions

- From the North: Take I-75 South to Exit 131 (Daniels Parkway). Make a left off the exit and go east for approximately 2 miles. Fenway South will be on your left.
- From the South: Take I-75 North to Exit 131 (Daniels Parkway). Make a right off exit and go east for approximately 2 miles. Fenway South will be on your left.



2018 EXHIBITION SCHEDULE

| | | |
|-------------|--------------------------------|----------------------------------|
| February 22 | NORTHEASTERN BOSTON COLLEGE | 1:05 p.m./TV# TV# |
| February 23 | MINNESOTA | 1:05 p.m./Radio |
| February 24 | TAMPA BAY | 1:05 p.m./TV/Radio |
| February 25 | BALTIMORE | 1:05 p.m./TV/Radio# |
| February 26 | at Pittsburgh | 1:05 p.m./Radio |
| February 27 | ST. LOUIS at Minnesota | 1:05 p.m./Radio 6:05 p.m./TV+ |
| February 28 | PITTSBURGH | 1:05 p.m./Radio |
| March 1 | at Houston | 1:05 p.m./TV#/Radio |
| March 2 | at St. Louis | 1:05 p.m./MLBN/Radio |
| March 3 | NEW YORK YANKEES | 1:05 p.m./TV/Radio# |
| March 4 | at Baltimore | 1:05 p.m./TV/Radio |
| March 6 | at Tampa Bay | 1:05 p.m./Radio |
| March 7 | MINNESOTA at Philadelphia | 1:05 p.m./Radio 1:05 p.m. |
| March 8 | TAMPA BAY | 1:05 p.m./TV#/Radio |
| March 9 | at Miami | 1:05 p.m./Radio |
| March 10 | at Minnesota | 1:05 p.m./TV+/Radio |
| March 11 | BALTIMORE (SS) | 1:05 p.m./TV/Radio# |
| March 12 | at Toronto | 1:07 p.m./Radio |
| March 14 | at Minnesota | 1:05 p.m./Radio |
| March 15 | TORONTO | 1:05 p.m./TV#/Radio |
| March 16 | MINNESOTA (SS) | 6:05 p.m./TV/Radio |
| March 17 | TAMPA BAY | 1:05 p.m./TV/Radio |
| March 18 | at Pittsburgh (SS) | 1:05 p.m./TV/Radio |
| March 19 | PHILADELPHIA | 1:05 p.m./Radio |
| March 20 | PITTSBURGH | 1:05 p.m./Radio |
| March 21 | at Tampa Bay | 1:05 p.m./Radio |
| March 22 | at Baltimore | 1:05 p.m./TV#/Radio |
| March 23 | at New York Yankees | 1:05 p.m./ESPN/Radio |
| March 24 | HOUSTON | 1:05 p.m./TV/Radio |
| March 25 | at Minnesota | 1:05 p.m./TV/Radio |
| March 26 | CHICAGO CUBS | 6:05 p.m./TV/Radio |
| March 27 | CHICAGO CUBS | 1:05 p.m./TV/ESPN/Radio |

(SS) - Split Squad; All Times Local
 Home Games at JetBlue Park at Fenway South in Lee County, Florida
TV - Telecast on NESN; **TV+** - Telecast on NESNplus; **TV#** - Telecast on WFXT in Boston TV market, NESN outside Boston TV market
ESPN - Telecast on ESPN; **MLBN** - Telecast on MLB Network
Radio - Aired on WEEI 850 AM; **Radio#** - Aired on WEEI 93.7 FM

RECENT SPRING TRAINING RECORDS

| | | |
|----------------------|----------------------|----------------------|
| 1973: 3-14 | 1988: 17-15 | 2003: 15-14-1 |
| 1974: 18-8 | 1989: 12-19-1 | 2004: 17-12-1 |
| 1975: 1-20 | 1990: 9-8-1 | 2005: 13-15-1 |
| 1976: 9-5-1 | 1991: 22-11 | 2006: 9-20-1 |
| 1977: 17-10 | 1992: 16-13-2 | 2007: 15-12-4 |
| 1978: 15-11 | 1993: 11-20 | 2008: 7-11-2 |
| 1979: 15-11 | 1994: 15-13-2 | 2009: 19-13 |
| 1980: 11-9 | 1995: 5-7 | 2010: 17-14-1 |
| 1981: 15-14 | 1996: 12-17 | 2011: 14-19-2 |
| 1982: 11-16 | 1997: 11-19-1 | 2012: 16-11-4 |
| 1983: 9-16 | 1998: 20-8 | 2013: 17-17-1 |
| 1984: 15-11 | 1999: 18-10-2 | 2014: 11-17-2 |
| 1985: 12-16-1 | 2000: 11-19 | 2015: 17-12 |
| 1986: 12-16 | 2001: 14-16 | 2016: 14-18 |
| 1987: 16-13-1 | 2002: 15-15-2 | 2017: 18-14-4 |

SPRING TRAINING ATTENDANCE HIGHS

Annual Home Record:
 176,320 — 18 dates — 2017

Home Average Record:
 9,960 — 15 dates — 2016

Single-Game

Paid Attendance Record:
 10,157 vs. Baltimore Orioles,
 March 20, 2017

PACKING 'EM IN

The Red Sox sold out all 17 of their Grapefruit League games at JetBlue Park in 2017. The club has sold out 105 consecutive home Grapefruit League games dating back to their time at City of Palms Park, and 208 of their last 209 home Grapefruit League games overall.

SPRING TRAINING SITES

| | |
|--------------|---------------------|
| 1901 | Charlottesville, VA |
| 1902 | Augusta, GA |
| 1903-06 | Macon, GA |
| 1907-08 | Little Rock, AR |
| 1909-10 | Hot Springs, AR |
| 1911 | Redondo Beach, CA |
| 1912-18 | Hot Springs, AR |
| 1919 | Tampa, FL |
| 1920-23 | Hot Springs, AR |
| 1924 | San Antonio, TX |
| 1925-27 | New Orleans, LA |
| 1928-29 | Bradenton, FL |
| 1930-31 | Pensacola, FL |
| 1932 | Savannah, GA |
| 1933-42 | Sarasota, FL |
| 1943* | Medford, MA |
| 1944* | Baltimore, MD |
| 1945* | Pleasantville, NJ |
| 1946-58 | Sarasota, FL |
| 1959-65 | Scottsdale, AZ |
| 1966-92 | Winter Haven, FL |
| 1993-2011 | Fort Myers, FL |
| 2012-present | Lee County, FL |

*World War II

MAJOR LEAGUE BASEBALL ★ IMPORTANT DATES

THESE DATES WILL BE USED UNLESS OTHERWISE NOTIFIED



2018

JANUARY

- 12 Salary arbitration exchange date
- 29 Through Feb. 16- Salary Arbitration Hearings

FEBRUARY

- 14 The voluntary date on which all pitchers, catchers and injured players on a Major League roster may be invited to attend Spring Training workouts
First date players may be placed on the 60-Day Disabled List
- 15 All Outright Waivers in effect expire at 5:00pm ET
- 16 New waiver period begins
- 17 First date weekend waivers will be processed; continues through end of season
- 19 The voluntary date on which all position players on a Major League roster may be invited to attend Spring Training workouts
- 23 Anticipated start of Spring Training games among Major League Clubs
- 24 The mandatory date all players must report to Spring Training

MARCH

- 2 First date to renew Major League contracts
- 4 First date Clubs may ask waivers on selected Rule 5 or draft-excluded players
- 9 First date Clubs may assign selected Rule 5 or draft-excluded players
- 11 Last date to renew Major League contracts
Last date to request UR Waivers and owe 30 days' termination pay (before 2:00pm ET)
- 12 UR Waivers requested today (until 2:00pm ET on March 26) Club will owe player 45 days' termination pay
- 13 Last date to assign an injured player to a Minor League Club, if permissible
- 19 Last date a XX(B) player signed to a Minor League contract qualifies for a Retention Bonus
- 24 Last date to select or release a XX(B) "Retention Bonus" player before a bonus obligation
- 26 Last date to request UR Waivers and owe 45 days' termination pay (before 2:00pm ET)
The earliest date that a Club may backdate a placement on the 10-day Disabled List
- 29 Official opening of 2018 season - rosters reduced to 25

APRIL

- 5 First date 10-day Disabled List players may be reinstated, if permissible
- 8 First date optioned players may be recalled, if permissible
- 27 Waivers secured on or after February 16th expire at 5:00pm ET
- 28 New waiver period begins

MAY

- 15 International player registration deadline
Earliest date Clubs may re-sign Major League players they released after August 31, 2017
- 28 First date that players on the 60-day disabled list may be reinstated, if permissible
Start of Closed Period – First-Year Player Draft

JUNE

- 1 XX(B) "Retention Bonus" player may require release if not added to 25-man roster
- 4 - 6 2018 First-Year Player Draft
- 15 End of 2017 - 2018 international signing period
- 16 First date Clubs may trade a XX(B) player without his consent
- 21 Release of the 2018 - 2019 signing period registration list

JULY

- 2 Beginning of 2018 - 2019 international signing period
- 6 Signing deadline for Rule 4 drafted players – 5:00pm ET
- 11 Forfeited Pick Lottery, if necessary
- 17 All-Star Game at Nationals Park, Washington DC
- 31 Trade deadline – 4:00pm ET
Waivers secured on or after April 28, 2018 expire at 5:00pm ET

AUGUST

- 1 New waiver period begins – Trade Waivers now required
- 15 Last date to select player to avoid draft-excluded status
- 29 Unconditional Release Waivers must be requested by 2:00pm ET to avoid May 15, 2019 signing restriction
- 31 Post-season eligibility lists are established by 11:59pm ET
Secured Outright Waivers expire by 11:59pm ET

SEPTEMBER

- 1 Active Major League player limit increased from 25 to 40
New Outright Waiver period – secured waivers are good for seven days
- 23 Last day to trade any player until end of championship season - Noon ET
- 30 Last scheduled day of the 2018 championship season
Last weekend date waivers will be processed until next Spring Training

OCTOBER

- 1 All players on optional assignment must be recalled
All players on the 7-day and the 10-day Disabled Lists must be reinstated
First date players may be traded between Major League Clubs without waivers
Injured players now may be assigned to Minor Leagues until November 20, 2018, if permissible
(unless play-in game necessary)

- 1 - 15 Article XX(D) Free Agency period

DATES BASED ON END OF WORLD SERIES

- 1st Day After Eligible XX(B) players become free agents at 9:00am ET
- 4th Day After Last date to request waivers on draft-excluded players until next spring
- 5th Day After Last date to reinstate players from the 60-day Disabled List
Last date to outright potential Minor League free agent without Major League contract, if permissible (Before 5:00pm ET)
Last date for former Club to tender qualifying offer to XX(B) players
XX(B) free agents may sign with any Club at 5:00pm ET
Minor League players become free agents at 5:00pm ET, if applicable
- 15th Day After Last date for XX(B) player to accept qualifying offer from former Club

NOVEMBER

- 10 Outright Waivers secured on or after September 1 expire at 5:00pm ET
- 11 New waiver period begins
- 16 Last date to ask Outright Waivers on an injured player, if permissible
- 20 Last date to outright an injured player to the Minor Leagues, per Article XIX(C)
Reserve lists for all Major and Minor League levels filed, by 8:00pm ET
- 28 Last date prior to tender deadline to ask outright waivers on a player without a 2019 Major League contract
- 30 Tender deadline

DECEMBER

- 2 First date that assignable draft selections may be traded
- 6 Last date to request Outright Waivers to assign player prior to Rule 5 Draft
- 10 Last date to outright a player prior to the Rule 5 Draft
- 13 Major League Rule 5 Draft - Winter Meetings, Las Vegas, NV

THE PERFECT UNION.



**FILL
YOUR
GLASS™**
RED SOX NATION™

THE *New* OFFICIAL BEER OF THE BOSTON RED SOX



BOSTON RED SOX 2018 SCHEDULE

MARCH/APRIL

| SUN | MON | TUE | WED | THU | FRI | SAT |
|-------------------|--------------------|--------------------|--------------------|--------------------|--------------------|-------------------|
| | | | | 29 TB 4:00 | 30 TB 7:10 | 31 TB 6:10 |
| 1 TB 1:10 | 2 MIA 7:10 | 3 MIA 6:10 | 4 | 5 TB 2:05 | 6 | 7 TB 1:05 |
| 8 TB 1:05 | 9 | 10 NYY 7:10 | 11 NYY 7:10 | 12 NYY 7:10 | 13 BAL 7:10 | 14 BAL 1:05 |
| 15 BAL 1:05 | 16 BAL 11:05 | 17 LAA 10:07 | 18 LAA 10:07 | 19 LAA 10:07 | 20 OAK 10:05 | 21 OAK 9:05 |
| 22 OAK 4:05 | 23 | 24 TOR 7:07 | 25 TOR 7:07 | 26 TOR 7:07 | 27 TB 7:10 | 28 TB 4:05 |
| 29 TB 1:05 | 30 KC 7:10 | | | | | |

JULY

| SUN | MON | TUE | WED | THU | FRI | SAT |
|-------------------|-------------------|-------------------|---------------------------------------|-------------------|-------------------|-------------------|
| E | 1 NYY 8:05 | 2 WSH 7:05 | 3 WSH 6:05 | 4 WSH 11:05 | 5 | 6 KC 8:15 |
| 7 KC 2:15 | 8 | 9 TEX 7:10 | 10 TEX 7:10 | 11 TEX 7:10 | 12 TOR 7:10 | 13 TOR 7:10 |
| 14 TOR 1:05 | 15 TOR 1:05 | 16 | 17 WSH 17 * ALL-STAR BREAK * | 18 | 19 | 20 DET 7:10 |
| 21 DET 6:10 | 22 DET 1:10 | 23 BAL 7:05 | 24 BAL 7:05 | 25 BAL 7:05 | 26 MIN 7:10 | 27 MIN 7:10 |
| 28 MIN 7:10 | 29 MIN 1:05 | 30 PHI 7:10 | 31 PHI 7:10 | | | |

MAY

| SUN | MON | TUE | WED | THU | FRI | SAT |
|-------------------|-------------------|-------------------|-------------------|-------------------|-------------------|-------------------|
| | | 1 KC 7:10 | 2 KC 1:05 | 3 TEX 8:05 | 4 TEX 8:05 | 5 TEX 8:05 |
| 6 TEX 3:05 | 7 | 8 NYY 7:05 | 9 NYY 7:05 | 10 NYY 7:05 | 11 TOR 7:07 | 12 TOR 4:07 |
| 13 TOR 1:07 | 14 OAK 7:10 | 15 OAK 7:10 | 16 OAK 7:10 | 17 | 18 BAL 7:10 | 19 BAL 7:10 |
| 20 BAL 1:05 | 21 | 22 TB 7:10 | 23 TB 7:10 | 24 TB 7:10 | 25 ATL 7:10 | 26 ATL 1:05 |
| 27 ATL 1:05 | 28 TOR 1:05 | 29 TOR 7:10 | 30 TOR 1:05 | 31 HOU 8:10 | | |

AUGUST

| SUN | MON | TUE | WED | THU | FRI | SAT |
|-------------------|-------------------|-------------------|-------------------|-------------------|-------------------|-------------------|
| | | | 1 | 2 NYY 7:10 | 3 NYY 7:10 | 4 NYY 4:05 |
| 5 NYY TBD | 6 | 7 TOR 7:07 | 8 TOR 7:07 | 9 TOR 7:07 | 10 BAL 7:05 | 11 BAL 7:05 |
| 12 BAL 1:05 | 13 | 14 PHI 7:05 | 15 PHI 7:05 | 16 | 17 TB 7:10 | 18 TB 7:10 |
| 19 TB 1:05 | 20 CLE 7:10 | 21 CLE 7:10 | 22 CLE 7:10 | 23 CLE 1:05 | 24 TB 7:10 | 25 TB 6:10 |
| 26 TB 1:10 | 27 | 28 MIA 7:10 | 29 MIA 6:35 | 30 CWS 8:10 | 31 CWS 8:10 | |

JUNE

| SUN | MON | TUE | WED | THU | FRI | SAT |
|-------------------|-------------------|-------------------|-------------------|-------------------|--------------------|-----------------------|
| | | | | | 1 HOU 8:10 | 2 F HOU 7:15 |
| E | 3 HOU 7:35 | 4 | 5 DET 7:10 | 6 DET 7:10 | 7 DET 7:10 | 8 CWS 7:10 |
| 9 CWS 4:05 | 10 CWS 1:05 | 11 BAL 7:05 | 12 BAL 7:05 | 13 BAL 3:05 | 14 SEA 10:10 | 15 SEA 10:10 |
| 16 SEA 8:15 | 17 SEA 4:10 | 18 | 19 MIN 8:10 | 20 MIN 8:10 | 21 MIN 1:10 | 22 SEA 7:10 |
| 23 SEA 7:15 | 24 SEA 1:05 | 25 | 26 LAA 7:10 | 27 LAA 7:10 | 28 LAA 7:10 | 29 NYY 7:05 |
| 30 NYY 7:15 | | | | | | |

SEPTEMBER

| SUN | MON | TUE | WED | THU | FRI | SAT |
|-------------------|-------------------|-------------------|-------------------|-------------------|-------------------|-------------------|
| | | | | | | 1 CWS 7:10 |
| 2 CWS 2:10 | 3 ATL 1:35 | 4 ATL 7:35 | 5 ATL 12:10 | 6 | 7 HOU 7:10 | 8 HOU 4:05 |
| 9 HOU TBD | 10 | 11 TOR 7:10 | 12 TOR 7:10 | 13 TOR 7:10 | 14 NYM 7:10 | 15 NYM 4:05 |
| 16 NYM TBD | 17 | 18 NYY 1:05 | 19 NYY 7:05 | 20 NYY 7:05 | 21 CLE 7:10 | 22 CLE 7:10 |
| 23 CLE 1:10 | 24 BAL 7:10 | 25 BAL 7:10 | 26 BAL 7:10 | 27 | 28 NYY 7:10 | 29 NYY TBD |

HOME AWAY | ALL GAME DATES ARE SUBJECT TO CHANGE

E-ESPN F-FOX

ALL REGULAR SEASON GAMES ARE TELEVIEWED ON NESN UNLESS NOTED AND BROADCAST IN ENGLISH ON WEEI 93.7 FM AND IN SPANISH ON WCCE 1110 AM.